

BEFORE THE FLORIDA PUBLIC SERVICE COMMISSION

In re: Application by Southern )  
States Utilities, Inc. for rate )  
increase and increase in service )  
availability charges for Orange- )  
Osceola Utilities, Inc. in )  
Osceola County, and in Bradford, )  
Brevard, Charlotte, Citrus, Clay, )  
Collier, Duval, Hernando, High- )  
lands, Hillsborough, Lake, Lee, )  
Marion, Martin, Nassau, Orange, )  
Osceola, Pasco, Polk, Putnam, )  
Seminole, St. Johns, St. Lucie )  
Volusia and Washington Counties. )  
\_\_\_\_\_ )

Docket No. 950495-WS

Filed: September 15, 1995

**SOUTHERN STATES UTILITIES, INC. RESPONSE  
TO THE OFFICE OF PUBLIC COUNSEL'S  
SECOND MOTION TO DISMISS**

Southern States Utilities, Inc. ("SSU"), by and through its undersigned counsel, and pursuant to Rule 25-22.037(2)(b), Florida Administrative Code, hereby files its Response to the Office of Public Counsel's ("OPC") Second Motion to Dismiss. In support of its Response, SSU states as follows:

1. In its Motion, OPC's cites not one shred of authority and makes not a single cogent argument in support of the proposition that SSU has disseminated insufficient information regarding SSU's case or that OPC is entitled to the relief it requests. Indeed, it is difficult to discern from the Motion what exactly OPC complains of -- the petition, the synopsis, the prefiled testimony (again), the entire filing?

2. The rate case synopsis, a copy of which is attached hereto and marked Exhibit "A", meets all of the requirements of Rule 25-22.0407(4)(c), Florida Administrative Code. The Commission staff approved the synopsis, with modifications suggested to an

DOCUMENT NUMBER-DATE .

09140 SEP 15 1995 517

FTSC-RECORDS/REPORTING

earlier SSU draft, as evidenced in the letter attached hereto and marked Exhibit "B".

3. SSU's Amended and Restated Petition, incorporating SSU's minimum filing requirements ("MFRs"), and the attached synopsis explain in as concise a manner as possible that which OPC apparently cannot grasp. While the automatic stay invoked by the Counties' timely appeals of Order No. PSC-95-0894-FOF-WS, issued July 21, 1995, in Docket No. 930945-WS, is in effect,<sup>1</sup> the Commission's jurisdiction over SSU's land and facilities in Polk, Hillsborough, and Hernando Counties is in question, and two basic jurisdictional scenarios are possible. The two basic scenarios -- one where the Commission has jurisdiction to set rates for the three counties and the other where the Commission does not have such jurisdiction -- arise as a result of the Commission's decision requiring SSU to file MFR information for the three counties in this rate case. Both scenarios and their effect on proposed rates are presented in SSU's Amended and Restated Petition, MFRs, and synopsis. The information under both scenarios is provided by SSU to its customers in order to provide the customers with as much information as possible, a practice that should be supported rather than criticized by counsel for the customers, OPC. No doubt, if both scenarios were not set forth in these materials, OPC would complain that the customers were not advised of the possibility of

---

<sup>1</sup>Rule 9.310(b)(2) of the Florida Rules of Appellate Procedure provides that an automatic stay is imposed when a public officer or public body files a notice of appeal to an order of a lower tribunal.

one or other occurring. That suggestion notwithstanding, the customers should be and have been adequately advised of the aforementioned scenarios in the rate case materials SSU has disseminated thus far. OPC's assertion that the customers are unable to determine the full and exact extent by which their interests may be affected is, therefore, without factual foundation, and, as indicated above, OPC's undiscerning and obscure reference to the law is deficient.

4. To the extent OPC suggests that the synopsis in particular does not adequately inform the customers, SSU further responds that OPC ignores the court's holding in City of Plant City v. Mann, 337 So.2d 966 (Fla. 1976). In response to the argument that a disseminated notice was inadequate with regard to a particular issue considered by the Commission in a rate case, the court wrote as follows:

[W]e must agree ... that more precision is probably not possible and in any event not required. To do so would either confine the Commission unreasonably in approving rate changes, **or require a pre-hearing procedure to tailor the notice to the matters which would later be developed.** We conclude, therefore, that the Commission's standard form of notice for rate hearings imparts sufficient information for interested persons to avail themselves of participation.

337 So.2d at 971 (emphasis added). As suggested by the court in City of Plant City v. Mann, a pre-hearing procedure to sculpt the perfect synopsis is impossible as a practical matter, since every exogenous and dynamic factor affecting a rate filing over the course of its development cannot be accurately measured. The

adequacy of SSU's synopsis is consistent with the court's holding. As stated above, the synopsis meets the content requirements of the Commission's rule, and the synopsis sets forth in a concise manner the two jurisdictional scenarios known to SSU, the Commission, and presumably OPC at the time the synopsis was developed, as well as the rate possibilities resulting from those two scenarios. The Commission should therefore find OPC's suggestion of an inadequate synopsis wholly without merit.

5. The Commission should also reject any suggestion by OPC that SSU has somehow violated Order No. PSC-95-1043-FOF-WS, issued August 21, 1995 ("Order Finding Deficiency and Requiring Revised Filing"). OPC's suggestion is nothing more than a thinly veiled attempt to argue that the MFRs have not yet been met. For the reasons stated in SSU's Response to OPC's First Motion to Dismiss and for the reasons stated above, this argument should be rejected.


6. If the Commission finds cause for concern regarding the rate case information disseminated thus far (and SSU denies that there is cause for concern), the remedy OPC requests in its Motion is completely inappropriate. OPC perceives the customers' rights to have been somehow harmed, therefore, OPC reasons, the proper remedy is to completely deprive SSU of its rights by dismissal of the case. Again, OPC cites no specific authority to support its position and could likely find none. The Commission should find that any harm to the customer caused by imprecise information is not irreparable. SSU is required by Commission rules to provide the customers with additional notices and the Commission has the

authority to require SSU to provide such other notices as the Commission sees fit. Therefore, if a remedy of any type is warranted, the appropriate remedy is to require more explicit noticing in the future, and, if necessary, reschedule service hearings within the eight-month statutory period to a time after the customers receive such notices.

7. For the reasons set forth in SSU's responses to all of OPC's prior requests for oral argument, OPC's request for oral argument on the instant Motion should be rejected.

WHEREFORE, for the foregoing reasons, SSU respectfully requests that OPC's Second Motion to Dismiss and Request for Oral Argument be denied.

Respectfully submitted,

  
KENNETH A. HOFFMAN, ESQ.  
WILLIAM B. WILLINGHAM, ESQ.  
Rutledge, Ecenia, Underwood,  
Purnell & Hoffman, P.A.  
P. O. Box 551  
Tallahassee, FL 32302-0551  
(904) 681-6788

and

BRIAN P. ARMSTRONG, ESQ.  
MATTHEW FEIL, ESQ.  
Southern States Utilities, Inc.  
1000 Color Place  
Apopka, Florida 32703  
(407) 880-0058

CERTIFICATE OF SERVICE

I HEREBY CERTIFY that a copy of the foregoing Southern States Utilities, Inc.'s Response to the Office of Public Counsel's Second Motion to Dismiss was furnished by U. S. Mail to the following 15th day of September, 1995:

Lila Jaber, Esq.  
Division of Legal Services  
2540 Shumard Oak Boulevard  
Gerald L. Gunter Building  
Room 370  
Tallahassee, FL 32399-0850

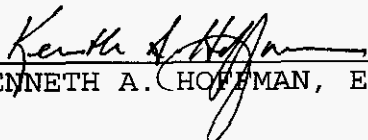
Mr. W. Allen Case  
President  
Sugarmill Woods Civic Asso.  
91 Cypress Blvd., West  
Homosassa, FL 34446

Charles J. Beck, Esq.  
Office of Public Counsel  
111 W. Madison Street  
Room 812  
Tallahassee, FL 32399-1400

Michael B. Twomey, Esq.  
P. O. Box 5256  
Tallahassee, FL 32314-5256

Joseph Coriaci, Pres.  
Marco Island Civic Asso.  
413 S. Barfield Drive  
Marco Island, FL 33937

Mr. Morty Miller  
President  
Spring Hill Civic Asso., Inc.  
P. O. Box 3092  
Spring Hill, FL 34606

  
\_\_\_\_\_  
KENNETH A. HOFFMAN, ESQ.

1995\rate.2dismiss

**SOUTHERN STATES UTILITIES, INC.  
RATE CASE SYNOPSIS  
DOCKET NO. 950495-WS**

EXHIBIT "A"

BEFORE THE FLORIDA PUBLIC SERVICE COMMISSION

In Re: Application by Southern )  
 States Utilities, Inc. for rate )  
 increase and increase in service )  
 availability charges for Osceola )  
 Utilities, Inc., in Osceola )  
 County, and in Bradford, Brevard, )  
 Charlotte, Citrus, Clay, Collier, )  
 Duval, Hernando, Highlands, )  
 Hillsborough, Lake, Lee, )  
 Marion, Martin, Nassau, Orange, )  
 Osceola, Pasco, Polk, Putnam, Seminole, )  
 St. Johns, St. Lucie, Volusia, )  
 and Washington Counties. )

Docket No. 950495-WS  
 Filed: August 31, 1995

RATE CASE SYNOPSIS

Pursuant to Rule 25-22.0407, F.A.C., Southern States Utilities, Inc. ("SSU") provides our customers with this synopsis of its application for increased water and wastewater rates and service availability charges before the Florida Public Service Commission ("Commission").

The original "Application of Southern States Utilities, Inc. for Increased Water and Wastewater Rates, Allowance for Funds Prudently Invested and Service Availability Charges" was filed together with information necessary to satisfy the Commission's minimum filing requirements on June 28, 1995. In response to certain deficiencies in the original information identified by the Commission, SSU, on August 2, 1995, filed an "Amended and Restated Application of Southern States Utilities, Inc. for Increased Water and Wastewater Rates, Allowance for Funds Prudently Invested and Service Availability Charges" together with supplemental information. This information was determined to satisfy the Commission's minimum filing requirements, and August 2, 1995, was established as the official date of filing. The original and amended and restated applications will be referred to as the "Application."



The Application requests that the Commission increase water and wastewater rates which SSU is authorized to charge in 152 service areas located throughout the State of Florida. The present, proposed interim and proposed final rates, together with a demonstration of a monthly bill at a level of 8,500 gallons of monthly consumption are indicated in Appendix A, attached hereto.

Due to legal issues pending before the First District Court of Appeal, it is not known at present whether the Commission will establish rates for SSU's service areas in Hernando, Hillsborough and Polk Counties. Therefore, Appendix A provides the indicated information both with and without service areas located in those counties.

As indicated in Appendix A, SSU is requesting that the Commission approve uniform rates for all water service areas which receive service from conventional treatment facilities. Two of SSU's service areas, Marco Island (Collier County) and Burnt Store (Charlotte/Lee Counties) receive service using an advanced treatment technology known as reverse-osmosis. SSU has proposed that these two service areas constitute a separate reverse osmosis service classification. Therefore, SSU proposes that these two service areas have their own uniform reverse osmosis water rates. SSU proposes that all wastewater customers be charged a uniform rate. SSU also proposes that the Commission authorize SSU to implement a monthly weather normalization clause adjustment. This mechanism provides for monthly adjustments to the gallonage charge, up or down, to reflect variations in customer consumption. SSU will produce an expert on water conservation and water conserving rate structures who will testify that the implementation of SSU's proposed rate structure and the weather normalization clause will foster and encourage water conservation in the areas to which SSU provides service.

Based on the historic period ended December 31, 1994 and applying present rates, SSU calculates it earned a return of only 2.94% and 2.34% on its water and wastewater operations, respectively. Based on the Commission approved interim test year ending December 31, 1995, and again applying current rates, SSU calculates that it will not earn any return on its investment in utility facilities. Similarly, for the Commission approved projected test year ending December 31, 1996, SSU projects negative returns of -3.23% and -2.27% on water and wastewater operations, respectively. SSU is requesting interim rates designed to generate additional annual revenues of \$7,428,460 for water operations and \$4,920,387 for the wastewater operations. SSU asserts that it requires a rate increase because the existing water and wastewater rates are insufficient to provide the funds to operate the utility facilities in the 152 service areas included in this filing and a fair return on the utility's investment in such facilities, including tens of millions of dollars of additional plant placed in service since rates last were established. SSU is requesting an increase in final rates sufficient to allow SSU to operate its water and wastewater facilities statewide in a manner safe to the health of our customers and the environment and to provide the opportunity to earn a return of 12.25% on its investment in such facilities.

Commission action on the interim rates is scheduled for October 6, 1995, and if approved, interim rates will become effective on the date revised tariff sheets are stamped and approved by the Commission.

#### Public Inspection

Copies of the Rate Case Synopsis, the Application, the Minimum Filing Requirements ("MFRs") supporting the Application, and the responses to deficiencies in the MFRs, are available for public inspection during normal business hours at the following locations:

Bradford County Public Library  
105 East Jackson Street  
Starke, FL 32091

Brevard County Public Library  
219 Indiana River Drive  
Cocoa, FL 32922-2781

Port Charlotte Public Library  
2280 Aaron Street  
Port Charlotte, FL 33952

Citrus County Public Library  
8619 W. Crystal Street  
Crystal River, FL 34428

Clay County Public Library  
403 Ferris Street  
Green Cove Springs, FL 32043

Southern States Utilities, Inc.  
Marco Island Customer Service Office  
960 N. Collier Boulevard  
Marco Island, FL 33969  
(Office hours are 7:45 a.m. to 4:45 p.m.,  
Monday through Friday)

Duval County Public Library  
122 N. Ocean Street  
Jacksonville, FL 32202-3374

Southern States Utilities, Inc.  
Spring Hill Customer Service Office  
9500 Eldridge Road  
Spring Hill, FL 34608  
(Office hours are 7:45 a.m. to 4:45 p.m.,  
Monday through Friday)

Sebring Public Library  
319 W. Center Avenue  
Sebring, FL 33870

Hillsborough County Library  
900 N. Ashley  
Tampa, FL 33602

Tavares Public Library  
314 N. New Hampshire  
Tavares, FL 32778

Southern States Utilities, Inc.  
Lehigh Customer Service Office  
500 Construction Lane  
Lehigh, FL 33936  
(Office hours are 7:45 a.m. to 4:45 p.m.,  
Monday through Friday)

Ocala Public Library  
15 SE Osceola Avenue  
Ocala, FL 34471

Martin County Public Library  
701 E. Ocean Blvd.  
Stuart, FL 34994

Fernandina Beach Library  
25 N Fourth Street  
Fernandina Beach, FL 32034-4132

Apopka Headquarters  
Southern States Utilities, Inc.  
1000 Color Place  
Apopka, FL 32703  
(Office hours are 7:00 a.m. to 6:00 p.m.,  
Monday through Friday)

Osceola County Public Library  
211 E. Dakin Avenue  
Kissimmee, FL 34741

Pasco County Public Library  
8012 Library Road  
Hudson, FL 34667

Lakeland Public Library  
100 Lake Morton Drive  
Lakeland, FL 33801-5375

Putnam County Public Library  
601 College Road  
Palatka, FL 32177-3873

Seminole County Library  
215 N. Oxford Road  
Casselberry, FL 32707

St. Johns County Public Library  
1960 N. Ponce DeLeon Blvd.  
St. Augustine, FL 32084

St. Lucie County Library  
124 N. Indian River Dr.  
Fort Pierce, FL 34950

Southern States Utilities, Inc.  
Deltona Lakes Customer Service Office  
255 Enterprise Road  
Deltona, FL 32725  
(Office hours are 7:45 a.m. to 4:45 p.m.,  
Monday through Friday)

Washington County Public Library  
110 N. Fifth Street  
Chipley, Florida 32428

The MFRs contain financial, rate, engineering and billing analysis information pertinent to the rate request. The MFRs available for inspection at the above-listed locations contain the following volumes and books of information pertinent to Southern States' Application:

Volume I: Pre-filed Direct Testimony  
Books 1 and 2

Volume II: Summary of Minimum Filing Requirements  
Books 1 through 4

Volume III: Schedules A & B - Minimum Filing Requirements  
Books 1 through 6

Volume IV: Schedules C & D - Minimum Filing Requirements

Book 1 of 1 1996, 1995, 1994 Schedules C - Income Taxes

Book 1 of 1 1996, 1995, 1994 Schedules D - Cost of Capital

Volume V: Schedule E - Minimum Filing Requirements

Book 1 of 1

Volume VI: Schedule F - Minimum Filing Requirements

Books 1 and 2

Volume VII: Schedule G - Allowance for Funds Prudently Invested and Tariffs (AFPI)

- 1996 (25-30.434) - Book 1 of 1

Volume VIII: Schedule H - Service Availability and Tariffs - 1996 (25-30.565)

Book 1 of 4 Summary and Tariffs

Book 2 of 4 Water Service Availability Schedules (Plants A - L)

Book 3 of 4 Water Service Availability Schedules (Plants M - Z)

Book 4 of 4 Wastewater Service Availability Schedules (Plants A - Z)

Volume IX: Water and Wastewater Rate Tariffs

Book 1 of 1

- Letter dated July 14, 1995 to Charles H. Hill, Director of the Commission's Division of Water and Wastewater providing responses to indicated deficiencies in the Application.
- Documents filed on August 2, 1995 providing supporting and supplemental information pertinent to alleged deficiencies in the above-listed volumes, books and schedules of the MFRs. The information provided on August 2, 1995 includes the following:

Volume II-A: Supplemental Summary of Minimum Filing Requirements

Books 1 through 4

Volume III-A: Supplemental Schedules A & B

Books 1 through 4

Volume IV-A: Supplemental Schedules C & D

Book 1 of 1

Volume V-A: Supplemental Schedule E

Book 1 of 1

Volume VI-A: Supplemental Schedule F

Book 1 of 1

Volume VII-A Supplemental Schedule G - AFPI and Tariffs

Book 1 of 1

Volume VIII-A: Supplemental Schedule H - Service Availability and Tariffs

Book 1 of 1

Volume IX-A: Supplemental Tariffs

Book 1 of 1

Ratemaking Process

The case begins when the utility requests a specific period of time (a "test year") to be used to determine the proper investment and expenses on which rates should be based. The test year may be approved, or another period suggested by the Chairman of the Commission. It usually takes 90 to 120 days from the test year approval for the utility to prepare the rate, accounting and engineering data that is necessary to support the increase. This data is required by Commission rules and is referred to as the Minimum Filing Requirements ("MFRs").

When the MFRs are filed with and accepted by the Commission, a statutory time clock begins. The Commission has 60 days during which it may officially suspend, deny or approve the utility's requested rates. Generally, the requested rates are suspended because further investigation is needed. During the first 60 days, the statute permits the Commission to authorize an interim rate increase, subject to refund, to go into effect while the case is pending, if the MFRs indicate that the utility is earning less than the last authorized rate of return on its investment.

Within 30 days of August 2, 1995, the utility is required to place a copy of the Petition, MFRs and this synopsis at its business office or main county library (if there is no

business office) in each county where the utility has a service area. The synopsis, pursuant to Rule 25-22.0407(4)(c), Florida Administrative Code, must include a summary of the section of the MFRs showing a comparison of the present and proposed rates and charges, a statement of the general reasons for the rate request, a statement of major issues, a description of the ratemaking process and the time schedule established for the rate case. Also, Rule 25-22.0407(5)(a) requires an initial customer notice to be sent no later than 50 days after the official date of filing. Because of the time constraints for this case, the first customer service hearing is schedule for September 14, 1995. Rule 25-22.0407(6), Florida Administrative Code, requires the utility to provide written notice of the date, time, location and purpose of a hearing no les than 14 days and no more than 30 days prior to the date of the hearing.

The Commission has a professional staff that specializes in reviewing and analyzing the data submitted by the utility to support its rate request. An audit of the utility's accounting records is made and the company's financial operations are carefully reviewed. Engineering personnel make a detailed study of the utility's physical facilities including on-site investigations. The staff engineer also reviews the utility's compliance with local, state and federal environmental agencies' rules.

The issues in this case will be determined through a formal hearing process. A panel of Public Service Commissioners will be assigned to hear the case and make the final decision. One of the Commissioners has been designated as the Prehearing Officer to handle procedural matters. The Prehearing Officer will issue a procedural order which will outline dates for filing testimony, dates for preliminary prehearing conference where the parties begin to develop the issues, the date for the prehearing conference which is held in Tallahassee, and



finally, the date and location for the formal hearing.

Consumer input in a rate case is an important ingredient that is desired by the Commission. Consumer input becomes an integral part of the hearing and the final decision. The quality of service to the customer, responsiveness of the management to the customer, and the history of the utility's operation and rate structure are all areas where customer input is helpful to the Commission's final determination of a fair and reasonable level of water and wastewater rates. Prior to beginning the formal hearing, a service hearing is held to allow the opportunity for such customer input. Everything that takes place at both the service hearings and the formal hearing is reported by a court reporter and a transcript is prepared after the hearing. Following the formal hearing, each of the parties prepares a brief, and the staff of the Commission prepares a recommendation based on the evidence presented at the hearing. The panel of Commissioners hearing the case will vote on each of the issues at two specially set agenda conferences in Tallahassee (currently scheduled for April 29 and May 6, 1996). A final order is prepared based on the Commission's vote. The entire process for this type of case usually takes eight months to complete. The Commission's final decision in a case can be appealed to the First District Court of Appeals and, in some cases, ultimately to the Florida Supreme Court.

#### Summary of Rate Request and Anticipated Major Issues

Under Section 367.081(2)(a), Florida Statutes, the Commission is required to consider a number of issues in a rate case proceeding. These issues include the value and quality of service as well as the cost of providing the service. In considering the cost of providing the service, the Commission considers such issues as interest on debt; working capital

requirements, maintenance, depreciation, tax and operating expenses incurred in the operation of all property used and useful in providing utility service; the amount of such used and useful property included in the utility's rate base for ratemaking purposes; contributions-in-aid-of-construction ("CIAC") by utility customers and the accumulated depreciation on such CIAC the net result of which constitutes a reduction in the utility's rate base for ratemaking purposes; and, a fair return on the utility's property used and useful in the public service.

Pending the establishment of final rates in this proceeding, Southern States is requesting interim water and wastewater rates. A summary of Southern States' present rates, proposed interim rates and proposed final rates for each of the 152 service areas is attached to this Synopsis in Appendix A. In addition to the level of rate relief to be provided to SSU, major issues may include SSU's rate structure and weather normalization clause proposals, as described earlier in this Synopsis.

#### Schedule

The Commission has established a schedule to process this rate case. This schedule is subject to change by the Commission. The key dates in this rate case proceeding under the current Commission schedule are set forth below:

<u>Event</u>	<u>Date</u>
Service Hearing - Sunny Hills	September 14, 1995
Service Hearing - Kissimmee	September 19, 1995
Service Hearing - Jacksonville	September 20, 1995
Staff Recommendation - Interim Rates	September 26, 1995
Service Hearing - New Port Richey	September 28, 1995

Service Hearing - Temple Terrace	October 3, 1995
Special Agenda - Interim Rates	October 6, 1995
Service Hearing - Ocala	October 11, 1995
Service Hearing - Sanford	October 12, 1995
Service Hearing - Brooksville	October 13, 1995
Order - Interim Rates	October 26, 1995
Service Hearing - Mt. Dora	November 8, 1995
Intervenor Testimony filed	November 20, 1995
Service Hearing - Sebring	November 27, 1995
Service Hearing - Ft. Myers	November 28, 1995
Staff Testimony filed	December 6, 1995
Service Hearing - Stuart	December 12, 1995
Rebuttal Testimony filed	December 20, 1995
Prehearing Statements filed	December 20, 1995
Prehearing	January 5, 1996
Service Hearing - Marco Island	January 22, 1996
Service Hearing - Lecanto	January 24, 1996
Final Hearings - Tallahassee	January 29 - February 2 and February 5, 7-9, 1996
Briefs Due	February 26, 1996
Staff Recommendation - Revenue Requirements	April 17, 1996
Staff Recommendation - Rates	April 24, 1996

Agenda - Revenue Requirements

April 29, 1996

Agenda - Rates

May 6, 1996

Final Order

May 28, 1996

APPENDIX   A  

PAGE   1   OF   7  

# ORIGINAL FILING

(Without Hernando, Hillsborough and Polk Counties)

Original Filing Date: 6/28/95

RESIDENTIAL WATER AND WASTEWATER RATE AND BILLING COMPARISON - 8,500 GALLONS MONTHLY WATER USE PER BILL  
Present, Interim and Proposed Rates (5/8" Meter)

Company: SSU / Total Company - Summary (Excluding County Jurisdiction Plans)  
Deduct No: 850485-W5  
Schedule Year End: 12/31/95  
Water [x] Wastewater [x]  
Interim [ ] Final [x]  
Historical [x] Projected [x]  
Present: FPSC Uniform [x] FPSC Non-Uniform [x] FPSC Non-Jurisdiction [ ]  
Proposed: Conventional [x] Reverse Osmosis [x] Uniform [x]

Original Filing  
(without Hernando, Hillsborough and Polk counties)

FPSC  
Schedule Rate and Billing Summary  
Page 1 of 6  
Preparer: Senoff

Explanation: Provide a calculation of residential bill at current, proposed interim, and proposed final rates.

Line No.	Plant	8500 Gal. Water Use 1/	RATES						Water and Wastewater Bills at 8500 Gallons Usage									
			Water			Wastewater			Water			Wastewater			Combined			
			Present	Interim	Final	Present	Interim	Final	Present	Interim	Final	Present	Interim	Final	Present	Interim	Final	
<b>PROPOSED CONVENTIONAL TREATMENT:</b>																		
1	PROPOSED CONVENTIONAL																	
2	TREATMENT - SUMMARY: 2/	8,500	Base	varies	varies	\$8.17	varies	varies	\$17.59			\$8.17	varies	varies	\$17.59	varies	varies	\$35.18
3			Gallage	varies	varies	\$2.16	varies	varies	\$4.74			\$2.16	varies	varies	\$4.74	varies	varies	\$6.88
4			Sewer Cap				varies	varies	6,000	Total Bill					\$46.03	varies	varies	\$73.54
5																		
6	Present Uniform:	8,500	Base	\$5.13	\$8.71	\$8.17	\$12.87	\$18.21	\$17.59	\$5.13	\$8.71	\$8.17	\$12.87	\$18.21	\$17.59	\$17.80	\$22.92	\$26.78
7	(Excluding Surt. Stone)		Gallage	\$1.23	\$1.81	\$2.16	\$3.66	\$4.88	\$4.74	\$18.85	\$23.89	\$18.36	\$21.86	\$28.08	\$28.44	\$32.42	\$41.77	\$48.99
8			Sewer Cap				6,000	6,000	6,000	Total Bill	\$15.58	\$20.40	\$27.53	\$38.83	\$44.29	\$46.03	\$64.82	\$73.54
9																		
10	FPSC Jurisdiction Non-Uniform:																	
11																		
12	Bonsavert Lake 3/	8,500	Base	\$4.35	\$4.66	\$8.17	\$8.47	\$8.57	\$17.59	\$4.58	\$4.55	\$8.17	\$8.57	\$8.57	\$17.59	\$13.12	\$13.12	\$26.78
13			Gallage	\$1.24	\$1.24	\$2.16	\$4.30	\$4.80	\$4.74	\$10.54	\$10.54	\$18.36	\$20.28	\$20.25	\$28.44	\$48.79	\$48.79	\$48.80
14			Sewer Cap				10,000	10,000	6,000	Total Bill	\$15.09	\$15.09	\$27.53	\$46.82	\$46.82	\$61.81	\$61.81	\$73.58
15																		
16	Deep Creek	8,500	Base	\$13.89	\$17.32	\$8.17	\$18.88	\$24.81	\$17.59	\$13.89	\$17.32	\$8.17	\$18.40	\$24.81	\$17.59	\$33.08	\$42.73	\$26.78
17			Gallage	\$4.12	\$5.38	\$2.16	\$3.37	\$6.88	\$4.74	\$35.02	\$45.38	\$18.36	\$21.78	\$43.18	\$28.44	\$68.77	\$88.08	\$48.80
18			Sewer Cap				10,000	10,000	6,000	Total Bill	\$48.71	\$63.74	\$27.53	\$63.18	\$87.99	\$84.82	\$109.88	\$131.78
19																		
20	Enterprise	8,500	Base	\$8.58	\$11.23	\$8.17	\$13.11	\$16.77	\$17.59	\$8.58	\$11.23	\$8.17	\$13.11	\$16.77	\$17.59	\$21.89	\$28.09	\$26.78
21			Gallage	\$2.21	\$2.89	\$2.16	\$3.81	\$3.88	\$4.74	\$18.79	\$24.57	\$18.36	\$22.58	\$22.73	\$28.44	\$44.28	\$37.38	\$48.80
22			Sewer Cap				10,000	10,000	6,000	Total Bill	\$27.37	\$36.89	\$27.53	\$38.70	\$48.90	\$48.03	\$68.07	\$68.28
23																		
24	Genev Lake Estates	8,500	Base	\$4.97	\$4.50	\$8.17	N/A	N/A	N/A	\$4.97	\$4.50	\$8.17	N/A	N/A	N/A	\$4.97	\$4.50	\$8.17
25			Gallage	\$2.07	\$2.71	\$2.16	N/A	N/A	N/A	\$17.83	\$23.04	\$18.36	N/A	N/A	N/A	\$17.83	\$23.04	\$18.36
26			Sewer Cap				N/A	N/A	N/A	Total Bill	\$22.57	\$29.84	\$27.53	N/A	N/A	\$22.57	\$29.84	\$27.53
27																		
28	Keystone Club Est.	8,500	Base	\$4.97	\$4.50	\$8.17	N/A	N/A	N/A	\$4.97	\$4.50	\$8.17	N/A	N/A	N/A	\$4.97	\$4.50	\$8.17
29			Gallage	\$2.07	\$2.71	\$2.16	N/A	N/A	N/A	\$17.83	\$23.04	\$18.36	N/A	N/A	N/A	\$17.83	\$23.04	\$18.36
30			Sewer Cap				N/A	N/A	N/A	Total Bill	\$22.57	\$29.84	\$27.53	N/A	N/A	\$22.57	\$29.84	\$27.53
31																		
32	Lakeside 3/	8,500	Base	\$5.13	\$8.71	\$8.17	N/A	N/A	N/A	\$5.13	\$8.71	\$8.17	N/A	N/A	N/A	\$5.13	\$8.71	\$8.17
33			Gallage	\$1.23	\$1.81	\$2.16	N/A	N/A	N/A	\$10.48	\$15.89	\$18.36	N/A	N/A	N/A	\$10.48	\$15.89	\$18.36
34			Sewer Cap				N/A	N/A	N/A	Total Bill	\$15.58	\$28.40	\$27.53	N/A	N/A	\$15.58	\$28.40	\$27.53
35																		
36	Laligh	8,500	Base	\$8.03	\$11.82	\$8.17	\$15.45	\$19.78	\$17.59	\$8.03	\$11.82	\$8.17	\$15.45	\$19.78	\$17.59	\$24.48	\$31.58	\$26.78
37			Gallage	\$2.40	\$3.14	\$2.16	\$3.85	\$4.94	\$4.74	\$20.48	\$26.80	\$18.36	\$23.36	\$28.64	\$28.44	\$43.58	\$58.33	\$48.80
38			Sewer Cap				6,000	6,000	6,000	Total Bill	\$28.43	\$38.51	\$27.53	\$38.81	\$49.49	\$46.83	\$68.91	\$73.58

APPENDIX A  
PAGE 2 OF 7

**RESIDENTIAL WATER AND WASTEWATER RATE AND BILLING COMPARISON - 8,500 GALLONS MONTHLY WATER USE PER BILL**  
 Present, Interim and Final Rates (\$/ft<sup>3</sup> Meter)

Company: SSU / Total Company - Summary (Excluding County Jurisdiction Plants)  
 Dept/No: 960486-W5  
 Schedule Year Ended: 12/31/95  
 Water [x] Wastewater [x]  
 Interim [ ] Final [x]  
 Historical [x] Projected [ ]  
 Present: FPSC Uniform [x] FPSC Non-Uniform [x] FPSC Non-jurisdiction [ ]  
 Proposed: Conventional [x] Reverse Osmosis [x] Uniform [x]

**Original Filings**  
 (without Hernando, Hillsborough and Polk counties)

FPSC  
 Schedule: Rate and Billing Summary  
 Page 2 of 3  
 Preparer: Davinci

Explanation: Provide a calculation of residential bills at current, proposed interim, and proposed final rates.

Line No.	Plant	8500 Gal. Water Use 1/	RATES						Water and Wastewater Bills at 8500 Gallons Usage										
			Water			Wastewater			Water			Wastewater			Combined				
			Present	Interim	Final	Present	Interim	Final	Present	Interim	Final	Present	Interim	Final	Present	Interim	Final		
39	Palm Valley	8,500	Base	\$9.35	\$12.24	\$8.17	N/A	N/A	N/A	\$8.35	\$12.24	\$8.17	N/A	N/A	N/A	\$8.35	\$12.24	\$8.17	
40			Garbage																
41			0 - 3,000	\$0.00	\$0.00	\$2.16	N/A	N/A	N/A	\$0.00	\$0.00	\$4.48	N/A	N/A	N/A	\$0.00	\$0.00	\$4.48	
42			All Excess	\$0.04	\$1.23	\$2.16	N/A	N/A	N/A	\$5.17	\$6.77	\$11.08	N/A	N/A	N/A	\$5.17	\$6.77	\$11.08	
43			Sewer Cap	-	-	-	N/A	N/A	N/A	Total Bill	\$14.52	\$18.01	\$27.63	N/A	N/A	N/A	\$14.52	\$18.01	\$27.63
44																			
45	Remington Forest	8,500	Base	\$20.30	\$26.57	\$8.17	N/A	N/A	N/A	\$20.30	\$26.57	\$8.17	N/A	N/A	N/A	\$20.30	\$26.57	\$8.17	
46			Garbage	\$0.00	\$0.00	\$2.16	N/A	N/A	N/A	\$0.00	\$0.00	\$18.26	N/A	N/A	N/A	\$0.00	\$0.00	\$18.26	
47			Sewer Cap	-	-	-	N/A	N/A	N/A	Total Bill	\$20.30	\$26.57	\$27.53	N/A	N/A	N/A	\$20.30	\$26.57	\$27.53
48																			
49	Spring Gardens 3/	8,500	Base	\$8.88	\$9.00	\$8.17	\$4.51	\$10.63	\$17.58	\$8.88	\$9.00	\$8.17	\$4.51	\$10.63	\$17.58	\$18.18	\$18.83	\$26.78	
50			Garbage	\$1.03	\$1.35	\$2.16	\$2.45	\$3.77	\$4.74	\$6.76	\$11.48	\$18.26	\$14.88	\$18.02	\$28.44	\$29.84	\$28.80	\$48.80	
51			Sewer Cap	-	-	-	6,000	6,000	6,000	Total Bill	\$15.84	\$20.48	\$27.83	\$23.18	\$28.85	\$46.03	\$38.83	\$80.13	\$73.58
52																			
53	Tropic Lake 4/	0	Base	N/A	N/A	N/A	\$13.32	\$17.05	\$44.27	N/A	N/A	N/A	\$13.32	\$17.05	\$44.27	\$13.32	\$17.05	\$44.27	
54			Garbage	N/A	N/A	N/A	\$8.00	\$0.00	\$0.00	N/A	N/A	N/A	\$0.00	\$0.00	\$0.00	\$0.00	\$0.00	\$0.00	
55			Sewer Cap	N/A	N/A	N/A	6,000	6,000	6,000	Total Bill	N/A	N/A	N/A	\$13.32	\$17.05	\$44.27	\$13.32	\$17.05	\$44.27
56																			
57	Valencia Terrace 3/	8,500	Base	\$4.38	\$4.38	\$8.17	\$8.48	\$10.88	\$17.58	\$4.38	\$8.36	\$8.17	\$8.48	\$14.06	\$17.58	\$14.88	\$18.22	\$28.78	
58			Garbage	\$0.57	\$0.88	\$2.16	\$1.58	\$2.00	\$4.74	\$5.70	\$7.48	\$18.26	\$13.26	\$17.00	\$28.44	\$18.88	\$24.48	\$48.80	
59			Sewer Cap	-	-	-	8,725	8,725	6,000	Total Bill	\$12.08	\$15.84	\$27.53	\$21.78	\$27.85	\$46.03	\$43.84	\$43.70	\$73.58

**PROPOSED REVERSE OSMOSIS TREATMENT:**

60	PROPOSED REVERSE OSMOSIS																		
61	TREATMENT - SUMMARY:	8,500	Base	varies	varies	\$23.82	varies	varies	\$17.58	varies	varies	\$28.82	varies	varies	\$17.58	varies	varies	\$41.21	
62			Garbage	varies	varies	\$3.27	varies	varies	\$4.74	varies	varies	\$27.80	varies	varies	\$28.44	varies	varies	\$58.21	
63			Sewer Cap	-	-	-	varies	varies	6,000	Total Bill	-	-	\$51.42	-	\$48.03	-	-	\$87.46	
64																			
65	Burnt Store	8,500	Base	\$5.13	\$6.71	\$23.82	\$12.67	\$18.21	\$17.58	\$5.13	\$6.71	\$23.82	\$12.67	\$18.21	\$17.58	\$17.00	\$22.92	\$41.21	
66			Garbage	\$1.23	\$1.61	\$3.77	\$3.66	\$4.68	\$4.74	\$10.48	\$13.88	\$27.88	\$21.98	\$28.08	\$28.44	\$32.42	\$41.77	\$58.21	
67			Sewer Cap	-	-	-	6,000	6,000	6,000	Total Bill	\$15.84	\$20.40	\$51.42	\$34.83	\$44.29	\$46.03	\$58.22	\$64.89	\$87.46
68																			
69	Meach Island	4,500	Base	\$7.88	\$10.34	\$23.82	\$11.18	\$14.20	\$17.58	\$7.88	\$10.31	\$23.82	\$11.10	\$14.20	\$17.58	\$18.88	\$24.51	\$41.21	
70			Garbage	\$2.86	\$3.87	\$3.27	\$3.28	\$4.88	\$4.74	\$25.18	\$28.99	\$27.80	\$27.30	\$24.77	\$28.44	\$28.28	\$27.87	\$24.24	
71			Sewer Cap	-	-	-	10,000	10,000	6,000	Total Bill	\$33.04	\$43.21	\$51.42	\$38.30	\$48.87	\$46.03	\$71.34	\$82.18	\$87.46

1/ 8,500 Gallons is the total company average residential monthly water use per bill.  
 2/ Includes all proposed conventional treatment plants, including acquisitions.  
 3/ These plants were not part of SSU in 1994. Lakeland, Spring Gardens, and Valencia Terrace were acquired during 1995. Burnt Store Lake is scheduled for acquisition in 1996. Please refer to Vol. V-A, Book 1 of 1, Schedule E-13 for information on billing data.  
 4/ This plant has Residential Wastewater Only service.  
 5/ These plants had no wastewater caps in 1994 and 1995 (flat rates were charged).

APPENDIX A  
 PAGE 3 OF 7

APPENDIX   A  

PAGE   4   OF   7  

# SUPPLEMENTAL FILING

(With Hernando, Hillsborough and Polk Counties)

Original Filing Date: 6/28/95



RESIDENTIAL WATER AND WASTEWATER RATE AND BILLING COMPARISON - 8,500 GALLONS MONTHLY WATER USE PER BILL  
 Present, Interim and Proposed Rates (SR Meter)

Company: SSU / Total Company - Summary  
 DocId No: 950495-W5  
 Schedule Year End: 12/31/96  
 Water (x) Wastewater (x) -  
 Interim ( ) Final (x)  
 Historical (x) Projected (x)  
 Present: FPSC Uniform (x) FPSC Non-Uniform (x) FPSC Non-Jurisdiction (x)  
 Proposed: Conventional (x) Reverse Osmosis (x) Uniform (x)

Supplemental Filing  
 (with Hernando, Hillsborough and Polk counties)

FPSC  
 Schedule: Rate and Billing Summary  
 Page 1 of 9  
 Preparer: Boncrist

Explanation: Provide a calculation of potential bill at current, proposed interim, and proposed final rates.

Line No.	Plant	SRQ Cat	Water Use /V	RATES						Water and Wastewater Bills at 8500 Gallons Usage									
				Water			Wastewater			Water			Wastewater			Combined			
				Present	Interim	Final	Present	Interim	Final	Present	Interim	Final	Present	Interim	Final	Present	Interim	Final	
<b>PROPOSED CONVENTIONAL TREATMENT:</b>																			
1	PROPOSED CONVENTIONAL																		
2	TREATMENT - SUMMARY: 2/	8,500	Base	varies	varies	\$8.46	varies	varies	\$17.21	varies	varies	\$8.46	varies	varies	\$17.21	varies	varies	\$25.67	
3			Gallage	varies	varies	\$1.76	varies	varies	\$4.75	varies	varies	\$14.96	varies	varies	\$28.50	varies	varies	\$43.46	
4			Sewer Cap	-	-	-	varies	varies	6,000	Total BR	\$23.42	\$45.71	\$69.13						
5																			
6	Present Uniform:	8,500	Base	\$5.13	\$8.26	\$8.46	\$12.67	\$18.07	\$17.21	\$5.13	\$8.26	\$8.46	\$12.67	\$18.07	\$17.21	\$17.80	\$22.33	\$25.67	
7	(Excluding Burn Store)		Gallage	\$1.23	\$1.58	\$1.76	\$3.68	\$4.54	\$4.75	\$10.48	\$12.75	\$14.96	\$21.88	\$27.64	\$28.50	\$32.42	\$42.59	\$43.46	
8			Sewer Cap	-	-	-	6,000	6,000	6,000	Total BR	\$13.39	\$18.01	\$23.42	\$34.63	\$43.91	\$46.71	\$50.22	\$62.98	\$69.13
9																			
10	FPSC Jurisdiction Non-Uniform:																		
11																			
12	Bunneville Lake 3/	8,500	Base	\$4.55	\$4.55	\$8.46	\$8.57	\$8.57	\$17.21	\$4.55	\$4.55	\$8.46	\$8.57	\$8.57	\$17.21	\$13.12	\$13.12	\$25.67	
13			Gallage	\$1.24	\$1.24	\$1.76	\$4.50	\$4.50	\$4.75	\$9.54	\$10.54	\$14.96	\$28.25	\$28.25	\$28.50	\$48.79	\$48.79	\$43.46	
14			Sewer Cap	-	-	-	10,000	10,000	6,000	Total BR	\$15.00	\$15.99	\$23.42	\$46.82	\$46.82	\$45.71	\$61.91	\$61.91	\$69.13
15																			
16	Deep Creek	8,500	Base	\$13.88	\$16.71	\$8.46	\$18.40	\$24.81	\$17.21	\$13.88	\$16.71	\$8.46	\$18.40	\$24.81	\$17.21	\$33.09	\$41.32	\$25.67	
17			Gallage	\$4.12	\$5.03	\$1.76	\$3.87	\$3.04	\$4.75	\$25.02	\$42.76	\$14.96	\$23.78	\$48.84	\$28.50	\$88.77	\$85.80	\$43.46	
18			Sewer Cap	-	-	-	10,000	10,000	6,000	Total BR	\$48.71	\$69.47	\$23.42	\$53.15	\$82.45	\$46.71	\$101.88	\$128.82	\$69.13
19																			
20	Enterprise	8,500	Base	\$8.58	\$10.47	\$8.46	\$13.11	\$18.83	\$17.21	\$8.58	\$10.47	\$8.46	\$13.11	\$18.83	\$17.21	\$21.89	\$27.10	\$25.67	
21			Gallage	\$2.21	\$2.70	\$1.76	\$3.81	\$3.82	\$4.75	\$16.79	\$22.95	\$14.96	\$25.59	\$32.47	\$28.50	\$44.38	\$55.48	\$43.46	
22			Sewer Cap	-	-	-	10,000	10,000	6,000	Total BR	\$27.57	\$33.42	\$23.42	\$38.70	\$48.70	\$45.71	\$60.07	\$82.52	\$69.13
23																			
24	Geneva Lake Estates	8,500	Base	\$4.97	\$4.97	\$8.46	N/A	N/A	N/A	\$4.97	\$8.07	\$8.46	N/A	N/A	N/A	\$4.97	\$5.07	\$8.46	
25			Gallage	\$2.07	\$2.53	\$1.76	N/A	N/A	N/A	\$17.80	\$21.51	\$14.96	N/A	N/A	N/A	\$17.80	\$21.51	\$14.96	
26			Sewer Cap	-	-	-	N/A	N/A	N/A	Total BR	\$22.57	\$27.59	\$23.42	N/A	N/A	\$22.57	\$27.58	\$23.42	
27																			
28	Kaystone Club Est.	8,500	Base	\$4.97	\$8.07	\$8.46	N/A	N/A	N/A	\$4.97	\$8.07	\$8.46	N/A	N/A	N/A	\$4.97	\$8.07	\$8.46	
29			Gallage	\$2.07	\$2.53	\$1.76	N/A	N/A	N/A	\$17.80	\$21.51	\$14.96	N/A	N/A	N/A	\$17.80	\$21.51	\$14.96	
30			Sewer Cap	-	-	-	N/A	N/A	N/A	Total BR	\$22.57	\$27.59	\$23.42	N/A	N/A	\$22.57	\$27.58	\$23.42	
31																			
32	Lakeside 3/	8,500	Base	\$5.13	\$8.26	\$8.46	N/A	N/A	N/A	\$5.13	\$8.26	\$8.46	N/A	N/A	N/A	\$5.13	\$8.26	\$8.46	
33			Gallage	\$1.23	\$1.58	\$1.76	N/A	N/A	N/A	\$10.48	\$12.75	\$14.96	N/A	N/A	N/A	\$10.48	\$12.76	\$14.96	
34			Sewer Cap	-	-	-	N/A	N/A	N/A	Total BR	\$15.50	\$19.01	\$23.42	N/A	N/A	\$15.50	\$19.01	\$23.42	
35																			
36	Lafayette	8,500	Base	\$9.00	\$11.02	\$8.46	\$15.45	\$18.00	\$17.21	\$9.00	\$11.02	\$8.46	\$15.45	\$18.00	\$17.21	\$24.46	\$30.82	\$25.67	
37			Gallage	\$2.40	\$2.93	\$1.76	\$3.88	\$4.90	\$4.75	\$20.40	\$24.91	\$14.96	\$23.16	\$29.40	\$28.50	\$43.56	\$54.31	\$43.46	
38			Sewer Cap	-	-	-	6,000	6,000	6,000	Total BR	\$29.43	\$35.93	\$23.42	\$38.61	\$49.00	\$43.71	\$69.04	\$94.93	\$69.13

APPENDIX A  
 PAGE 5 OF 7

**RESIDENTIAL WATER AND WASTEWATER RATE AND BILLING COMPARISON - 8,500 GALLONS MONTHLY WATER USE PER BILL**  
 Present, Interim and Proposed Rates (5/8" Meter)

Company: SSU / Total Company - Summary  
 DocId No.: 250435-195  
 Schedule Year Ended: 12/31/98  
 Water [x] Wastewater [x]  
 Interim [ ] Final [x]  
 Historical [x] Projected [x]  
 Present: FPSC Uniform [x] FPSC Non-Uniform [x] FPSC Non-Uniform [x]  
 Proposed: Conventional [x] Reverse Osmosis [x] Uniform [x]

**Supplemental Filings**  
 (with Herkimer, Hillsborough and Polk counties)

FPSC  
 Schedule Rate and Billing Summary  
 Page 2 of 9  
 Preparer: Barchi

Explanation: Provide a calculation of residential bill at current, proposed interim, and proposed final rates.

Line No.	Plant	8500 Gal. Water Use 1/	RATES						Water and Wastewater Bills at 8500 Gallons Usage										
			Water			Wastewater			Water			Wastewater			Combined				
			Present	Interim	Final	Present	Interim	Final	Present	Interim	Final	Present	Interim	Final	Present	Interim	Final		
39	Pain Valley	8,500	Base	\$8.25	\$11.41	\$8.48	N/A	N/A	N/A	\$8.25	\$11.41	\$8.48	N/A	N/A	N/A	\$8.25	\$11.41	\$8.48	
40			Churnage																
41			0 - 3,000	\$0.00	\$0.00	\$1.78	N/A	N/A	N/A	\$0.00	\$0.00	\$1.78	N/A	N/A	N/A	\$0.00	\$0.00	\$1.78	
42			All Excess	\$0.84	\$1.15	\$1.78	N/A	N/A	N/A	\$5.17	\$8.33	\$8.88	N/A	N/A	N/A	\$5.17	\$8.33	\$8.88	
43			Sewer Cap				N/A	N/A	N/A				N/A	N/A	N/A				
44										Total Bill	\$14.52	\$17.74	\$23.42	N/A	N/A	\$14.82	\$17.74	\$23.42	
46	Pennington Forest	8,500	Base	\$26.30	\$24.78	\$8.48	N/A	N/A	N/A	\$26.30	\$24.78	\$8.48	N/A	N/A	N/A	\$26.30	\$24.78	\$8.48	
45			Gallage	\$0.00	\$0.00	\$1.78	N/A	N/A	N/A	\$0.00	\$0.00	\$1.78	N/A	N/A	N/A	\$0.00	\$0.00	\$1.78	
47			Sewer Cap				N/A	N/A	N/A				N/A	N/A	N/A				
48										Total Bill	\$26.30	\$24.78	\$23.42	N/A	N/A	\$26.30	\$24.78	\$23.42	
49	Spring Gardens 2/	8,500	Base	\$8.88	\$8.40	\$8.48	\$8.31	\$10.64	\$17.21	\$8.88	\$8.40	\$8.48	\$8.31	\$10.64	\$17.21	\$15.19	\$18.04	\$25.67	
50			Gallage	\$1.03	\$1.28	\$1.78	\$2.48	\$3.19	\$4.75	\$1.78	\$10.71	\$14.88	\$14.88	\$16.90	\$28.94	\$28.81	\$43.48	\$43.48	\$43.48
51			Sewer Cap				8,000	8,000	8,000										
52										Total Bill	\$16.84	\$19.11	\$23.42	\$23.19	\$29.44	\$45.71	\$38.83	\$48.55	\$69.13
53	Tropical Isles 4/	8	Base	N/A	N/A	N/A	\$13.33	\$18.91	\$44.00	N/A	N/A	N/A	\$13.33	\$18.91	\$44.00	\$13.33	\$18.91	\$44.00	
54			Gallage	N/A	N/A	N/A	\$8.80	\$8.80	\$0.00	N/A	N/A	N/A	\$0.00	\$0.00	\$0.00	\$0.00	\$0.00	\$0.00	
55			Sewer Cap	N/A	N/A	N/A	8,000	8,000	8,000	Total Bill	N/A	N/A	N/A	\$13.33	\$18.91	\$44.00	\$13.33	\$18.91	\$44.00
57	Vidalia Terrace 3/	8,500	Base	\$8.39	\$7.80	\$8.48	\$8.48	\$18.77	\$17.53	\$8.39	\$7.80	\$8.48	\$8.48	\$18.77	\$17.53	\$14.88	\$18.57	\$25.67	
58			Gallage	\$0.67	\$0.83	\$1.78	\$1.56	\$1.84	\$4.75	\$5.70	\$6.87	\$14.88	\$13.26	\$16.83	\$28.90	\$18.98	\$23.86	\$43.48	\$43.48
59			Sewer Cap				3,725	3,725	6,000	Total Bill	\$12.08	\$14.77	\$23.42	\$21.75	\$27.80	\$45.71	\$33.84	\$42.37	\$68.13
61	County Plants:																		
63	Glebeville Estates	8,500	Base	\$4.48	\$5.47	\$8.48	N/A	N/A	N/A	\$4.48	\$5.47	\$8.48	N/A	N/A	N/A	\$4.48	\$5.47	\$8.48	
64			Gallage	\$0.54	\$0.68	\$1.78	N/A	N/A	N/A	\$4.59	\$5.81	\$14.88	N/A	N/A	N/A	\$4.56	\$5.81	\$14.88	
65			Sewer Cap				N/A	N/A	N/A	Total Bill	\$9.07	\$11.08	\$23.42	N/A	N/A	\$9.07	\$11.08	\$23.42	
67	Hershel Heights	8,500	Base	\$2.60	\$3.17	\$8.48	N/A	N/A	N/A	\$2.60	\$3.17	\$8.48	N/A	N/A	N/A	\$2.60	\$3.17	\$8.48	
68			0 - 3,000	\$1.11	\$1.35	\$1.78	N/A	N/A	N/A	\$8.44	\$11.48	\$14.88	N/A	N/A	N/A	\$8.44	\$11.48	\$14.88	
69			All Excess	\$1.56	\$1.90	\$1.78	N/A	N/A	N/A	\$0.00	\$0.00	\$0.00	N/A	N/A	N/A	\$0.00	\$0.00	\$0.00	
70			Sewer Cap				N/A	N/A	N/A	Total Bill	\$12.04	\$14.85	\$23.42	N/A	N/A	\$12.04	\$14.85	\$23.42	
73	Lake Gibson Estates 5/	8,500	Base	\$5.89	\$7.18	\$8.48	\$22.50	\$28.55	\$17.21	\$5.89	\$7.18	\$8.48	\$22.50	\$28.55	\$17.21	\$28.38	\$35.71	\$25.67	
74			Gallage	\$0.85	\$1.04	\$1.78	\$0.00	\$0.00	\$4.75	\$7.23	\$8.84	\$14.88	\$0.00	\$0.00	\$28.83	\$7.23	\$8.84	\$43.48	
75			Sewer Cap							Total Bill	\$13.12	\$16.03	\$23.42	\$22.50	\$28.55	\$45.71	\$35.62	\$44.58	\$68.13
77	Orange Hill / Sugar Creek	8,500	Base	\$8.15	\$9.95	\$8.48	N/A	N/A	N/A	\$8.15	\$9.95	\$8.48	N/A	N/A	N/A	\$8.15	\$9.95	\$8.48	
78			Gallage	\$1.20	\$1.45	\$1.78	N/A	N/A	N/A	\$18.28	\$12.41	\$14.88	N/A	N/A	N/A	\$18.28	\$12.41	\$14.88	
79			Sewer Cap				N/A	N/A	N/A	Total Bill	\$19.35	\$22.38	\$23.42	N/A	N/A	\$18.28	\$22.38	\$23.42	

PAGE 10 OF 7  
 APPENDIX A

RESIDENTIAL WATER AND WASTEWATER RATE AND BILLING COMPARISON - 8,500 GALLONS MONTHLY WATER USE PER BILL  
Present, Interim and Proposed Rates (8 1/2" Meter)

Company: SSU / Total Company - Summary  
Docket No.: 950495-W5  
Schedule Year End: 12/31/95  
Water [x] Wastewater [x]  
Interim [ ] Final [x]  
Historical [x] Projected [x]  
Present: FPSC Uniform [x] FPSC Non-Uniform [x] FPSC Non-jurisdiction [x]  
Proposed: Conventional [x] Reverse Osmosis [x] Uniform [x]

Supplemental Billing  
(with Hernando, Hillsborough and Polk counties)

FPSC  
Schedule: Rate and Billing Summary  
Page 3 of 9  
Prepared: Bancroft

Explanation: Provide a calculation of residential bill at current, proposed interim, and proposed final rates.

Line No.	Plant	8500 Gal. Water Use 1/	RATES									Water and Wastewater Bills at 8500 Gallons Usage							
			Water			Wastewater			Water			Wastewater			Combined				
			Present	Interim	Final	Present	Interim	Final	Present	Interim	Final	Present	Interim	Final	Present	Interim	Final		
80	Seaboard	8,500	Base	\$8.09	\$11.10	\$6.46	\$16.16	\$24.31	\$17.21	\$9.09	\$11.10	\$8.48	\$18.18	\$26.31	\$17.21	\$28.23	\$35.41	\$25.67	
81			Gallage																
82			0 - 3,000	\$1.54	\$1.88	\$1.76	\$2.98	\$3.75	\$4.75	\$19.09	\$15.98	\$14.98	\$25.23	\$22.13	\$28.58	\$38.42	\$46.11	\$43.46	
83			All Excess	\$2.00	\$2.44	\$1.78	\$2.98	\$3.75	\$4.75	\$0.00	\$0.00	\$0.00	\$0.00	\$0.00	\$0.00	\$0.00	\$0.00	\$0.00	
84			Sewer Cap				10,000	10,000	6,000	Total Bill	\$22.18	\$27.08	\$23.42	\$44.49	\$38.44	\$45.71	\$66.67	\$80.59	\$69.13
85	Spring Hill	8,500	Base	\$5.05	\$8.16	\$8.48	\$12.26	\$15.56	\$17.21	\$5.05	\$8.16	\$8.48	\$12.26	\$15.56	\$17.21	\$17.31	\$21.71	\$25.67	
86			Gallage	\$1.21	\$1.48	\$1.20	\$3.64	\$4.49	\$4.75	\$10.29	\$12.58	\$14.26	\$11.34	\$28.94	\$28.50	\$31.53	\$39.52	\$43.46	
87			Sewer Cap				6,000	6,000	6,000	Total Bill	\$16.54	\$19.74	\$22.42	\$33.90	\$42.48	\$45.71	\$68.84	\$81.21	\$89.13
88	Valrico Hills 5'	8,500	Base	\$8.50	\$11.88	\$8.48	\$10.00	\$12.88	\$17.21	\$8.50	\$11.88	\$8.48	\$10.00	\$12.88	\$17.21	\$18.59	\$24.89	\$25.67	
89			Gallage	\$0.89	\$0.73	\$1.78	\$0.00	\$0.00	\$4.75	\$5.12	\$6.21	\$14.39	\$9.00	\$8.00	\$28.50	\$5.16	\$5.81	\$43.46	
90			Sewer Cap					6,000		Total Bill	\$14.60	\$17.81	\$23.42	\$18.00	\$12.89	\$45.71	\$24.80	\$30.00	\$89.13

PROPOSED REVERSE OSMOSIS TREATMENT:


Line No.	Plant	8500 Gal. Water Use 1/	Base	Gallage	Sewer Cap	Water	Wastewater	Total Bill	Water	Wastewater	Total Bill	Water	Wastewater	Total Bill					
91	PROPOSED REVERSE OSMOSIS																		
92	TREATMENT - SUMMARY:	8,500	Base	varies	varies	\$23.62	varies	\$17.21	varies	varies	\$23.62	varies	varies	\$17.21					
93			Gallage	varies	varies	\$3.27	varies	\$4.75	varies	varies	\$27.80	varies	varies	\$28.59					
94			Sewer Cap				6,000	6,000	Total Bill	varies	varies	\$51.42	varies	varies	\$45.71				
95																			
96	Burd Stone	8,500	Base	\$5.13	\$4.26	\$23.62	\$12.67	\$16.07	\$17.21	\$5.13	\$4.26	\$23.62	\$12.67	\$16.07	\$17.21	\$17.30	\$22.30	\$46.63	
97			Gallage	\$1.23	\$1.50	\$3.27	\$3.68	\$4.84	\$4.75	\$10.45	\$12.75	\$27.80	\$21.96	\$27.84	\$28.59	\$32.42	\$40.69	\$54.32	
98			Sewer Cap				6,000	6,000	Total Bill	\$13.59	\$18.01	\$51.42	\$34.63	\$43.21	\$45.71	\$69.22	\$82.92	\$97.13	
99																			
100	Maple Island	8,500	Base	\$7.88	\$9.62	\$25.62	\$11.16	\$14.08	\$17.21	\$7.88	\$9.62	\$25.62	\$11.16	\$14.08	\$17.21	\$18.58	\$23.70	\$40.69	
101			Gallage	\$2.98	\$3.81	\$3.27	\$3.20	\$4.05	\$4.75	\$25.18	\$20.89	\$27.80	\$27.28	\$24.51	\$28.80	\$32.38	\$35.20	\$59.30	
102			Sewer Cap				10,000	10,000	6,000	Total Bill	\$33.04	\$40.31	\$51.42	\$86.30	\$68.58	\$48.71	\$71.54	\$88.50	\$97.13

1/ 8,500 Gallons is the total company average residential monthly water use per bill.  
2/ Includes all proposed conventional treatment plants, including acquisitions.  
3/ These plants were not part of SSU in 1994. Lakeside, Spring Gardens, and Valrico Terrace were acquired during 1995. Bascaverterra Lakes is scheduled for acquisition in 1996. Please refer to Vol. V-A, Book 1 of 1, Schedule E-13 for information on billing data.  
4/ This plant has Residential Wastewater Only service.  
5/ These plants had no wastewater caps in 1994 and 1995 (all rates were charged).

APPENDIX A  
PAGE 7 OF 7

## State of Florida

Commissioners:  
 SUSAN F. CLARK, CHAIRMAN  
 J. JERRY DEASON  
 JULIA L. JOHNSON  
 DIANE K. KIESLING  
 JOE GARCIA



DIVISION OF LEGAL SERVICES  
 NORREN S DAVIS RECEIVED  
 DIRECTOR  
 (904) 413-6199

SEP 05 1995  
 LEGAL DEPT.

## Public Service Commission

August 31, 1995

Brian P. Armstrong  
 General Counsel  
 Southern States Utilities, Inc.  
 1000 Color Place  
 Apopka, FL 32703

Re: Docket No. 950495-WS - Southern States Utilities, Inc. 1995 Rate Application

Dear Mr. Armstrong:

Upon reviewing your proposed synopsis, staff requests that the following changes be made:

1. Page 1, paragraph 2, line 5, move "on August 2, 1995," behind SSU and add comma after SSU, i.e., to read "by the Commission, SSU, on August 2, 1995, filed . . .". Page 1, paragraph 2, line 9, after "minimum filing requirements" add "and August 2, 1995 was established as the official date of filing."
2. Page 2, paragraph 2, line 1, delete "s" on "Appeals". Page 2, paragraph 2, line 2, delete "possesses authority to" and add "will".
3. Page 3, paragraph 1, line 1, last word, add as follows "SSU's calculations show that it earned . . ."
4. Page 3, paragraph 1, line 4, after "SSU", delete "would" and add "calculates that it will".
5. Page 3, paragraph 1, line 8, after "SSU", add "asserts that it".
6. Page 3, last paragraph, last line, it appears that all libraries are open Monday

CAPITAL CIRCLE OFFICE CENTER • 2540 SHUMARD OAK BLVD • TALLAHASSEE, FL 32399-0850  
 An Affirmative Action/Equal Opportunity Employer

Brian Armstrong, Esquire  
Page Two

through Friday between 9:00 a.m. and 5:00 p.m. Is this correct? If not, it should be changed to read after "inspection", as follows: "during normal business hours (SSU's hours are Monday through Friday between 9:00 a. m. and 5:00 p.m.) at the following locations:" or whatever is correct.

7. Page 8, last paragraph, delete the whole paragraph and add:

Within 30 days of August 2, 1995, the utility is required to place a copy of the petition, MFRs and this synopsis at its business office or county library (if there is no business office) in the service area. The synopsis, pursuant to Rule 22.0407(4)(c), Florida Administrative Code, must include a summary of the section of the MFRs showing a comparison of the present and proposed rates and charges, a statement of the general reasons for the rate request, a statement of major issues, and a description of the ratemaking process and the time schedule established for the rate case. Also, Rule 25-22.0407(5)(a) requires an initial customer notice to be sent no later than 50 days after the official date of filing. Because of the time constraints of this case, the first service hearing is scheduled for September 14, 1995, and Rule 25-22.0407(6), Florida Administrative Code, requires the utility to provide written notice of the date, time, location and purpose of the hearing no less than 14 days and no more than 30 days prior to the date of the hearing.

8. Page 9, last paragraph line 7, add after "that takes place at" the following: "both the service hearings and".
9. Page 10, lines 2 and 3, change to read after "issues at" as follows "two specially set agenda conferences in Tallahassee (currently scheduled for April 29, and May 6, 1996. A final order . . .". I.e., delete "regularly scheduled agenda (decision) conference in Tallahassee." and substitute above language.
10. Page 11, delete "Company Testimony" and "July 14, 1995".
11. Page 12, change dates for Final Hearings - Tallahassee to read as follows: January 29 - February 2, and February 5, and 7-9, 1996

Sincerely,



Ralph R. Jaeger  
Senior Attorney

cc: Division of Water and Wastewater (Willis, Crouch, Merchant, Rendell)  
Division of Records and Reporting