

9/20/95



ORIGINAL  
FILE COPY

**Florida  
Power**  
CORPORATION

**JAMES A. MCGEE**  
SENIOR COUNSEL

September 15, 1995

Ms. Blanco S. Bayo, Director  
Division of Records and Reporting  
Florida Public Service Commission  
2540 Shumard Oak Blvd.  
Tallahassee, Florida 32399-0850

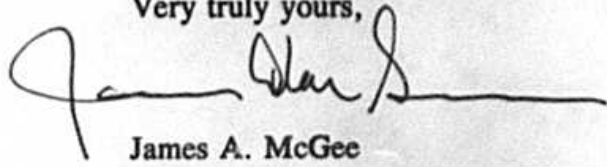
Re: Docket No. 950001-EI

Dear Ms. Bayo:

Enclosed for filing are fifteen copies of Florida Power Corporation's FPSC 423 Forms for the month of July, 1995. Forms 423-1A, 423-2, 423-2A, 423-2B, and 423-2C contained in this filing have been edited to delete certain confidential information. Florida Power's Request for Specified Confidential Treatment, which includes an unedited copy of the 423 Forms, has been submitted for filing this date under separate cover.

Please acknowledge your receipt and filing of the above on the enclosed copy of this letter and return same to me.

Very truly yours,

  
James A. McGee

JAM:jb  
Enclosures

cc: Parties of record (w/o enclosure)  
b:\forms\423\423-form.ltr

RECEIVED & FILED

Mar  
FPSC-BUREAU OF RECORDS

DOCUMENT NO.  
09303-95  
9/20/95

WCK ✓  
LFA \_\_\_\_\_  
LPP \_\_\_\_\_  
LAF \_\_\_\_\_  
LMU \_\_\_\_\_  
LTR \_\_\_\_\_  
LAG 5 Daily  
LEG 1  
LIN 3  
LPC \_\_\_\_\_  
LCH \_\_\_\_\_  
SEC 1  
LWS \_\_\_\_\_  
LTH \_\_\_\_\_

MONTHLY REPORT OF COST AND QUALITY OF FUEL OIL FOR ELECTRIC PLANTS  
 ORIGIN, VOLUME, DELIVERED PRICE AND AS RECEIVED QUALITY

1 REPORTING MONTH

Jul 95

3 NAME, TITLE & TELEPHONE NUMBER OF CONTACT PERSON CONCERNING DATA  
 SUBMITTED ON THIS FORM JAN SMITH, ACCOUNTING TECHNICIAN (813) 866-5622

2 REPORTING COMPANY

FLORIDA POWER CORPORATION

4 SIGNATURE OF OFFICIAL SUBMITTING REPORT  
 DAVID P. DEVELLE, DIRECTOR, REGULATORY ACCOUNTING

5 DATE COMPLETED 09/14/95

LINE NO (a)	PLANT NAME (b)	SUPPLIER NAME (c)	SHIPPING POINT (d)	PURCHASE TYPE (e)	DELIVERY LOCATION (f)	DELIVERY DATE (g)	TYPE OIL (h)	SULFUR CONTENT (%) (i)	BTU CONTENT (Btu/gal) (j)	VOLUME (Bbls) (k)	DELIVERED PRICE (\$/Bbl) (l)
1	ANCLOTE	BP OIL COMPANY	TAMPA, FL	MTC	FOB PLANT	07/95	F02	0.09	138,891	4,859	\$21.7686
2	AVON PARK PEAKERS	NO DELIVERIES									
3	BARTOW	NO DELIVERIES									
4	BARTOW NORTH FUEL TERMINAL	COASTAL FUELS MARKETING	PORT MANATEE, FL	MTC	FOB TERMINAL	07/95	F06	2.15	153,518	112,074	\$14.9590
5	BARTOW PEAKERS	COASTAL FUELS MARKETING	PORT MANATEE, FL	MTC	FOB PLANT	07/95	F02	0.40	140,190	10,697	\$22.0179
6	BARTOW SOUTH FUEL TERMINAL	COASTAL FUELS MARKETING	PORT MANATEE, FL	MTC	FOB TERMINAL	07/95	F06	1.44	154,543	447,772	\$14.7196
7	BARTOW SOUTH FUEL TERMINAL	J ARON CORPORATION	NEW YORK	MTC	FOB TERMINAL	07/95	F06	1.46	154,482	120,150	\$14.1370
8	BAYBORO PEAKERS	COASTAL FUELS MARKETING	PORT MANATEE, FL	MTC	FOB PLANT	07/95	F02	0.24	138,973	19,863	\$22.0486
9	CRYSTAL RIVER NORTH	BP OIL COMPANY	TAMPA, FL	MTC	FOB PLANT	07/95	F02	0.09	138,996	3,991	\$22.2194
10	CRYSTAL RIVER SOUTH	BP OIL COMPANY	TAMPA, FL	MTC	FOB PLANT	07/95	F02	0.09	137,773	1,912	\$22.1665
11	DEBARY PEAKERS	COASTAL FUELS MARKETING	CAPE CANAVERAL, FL	MTC	FOB PLANT	07/95	F02	0.36	138,809	14,354	\$25.0276
12	DEBARY PEAKERS	INTERNATIONAL PETROLEUM COM	PLANT CITY, FL	MTC	FOB PLANT	07/95	F02	0.14	42,946	490	\$19.9791
13	HIGGINS STEAM PLANT	NO DELIVERIES									
14	HIGGINS PEAKERS	NO DELIVERIES									
15	INTERCESSION CITY PEAKERS	NO DELIVERIES									
16	CRYSTAL RIVER NUCLEAR PLANT	NO DELIVERIES									
17	PORT SAINT JOE PEAKERS	NO DELIVERIES									








MONTHLY REPORT OF COST AND QUALITY OF COAL FOR ELECTRIC PLANTS  
ORIGIN, TONNAGE, DELIVERED PRICE AND AS RECEIVED QUALITY

- 1. Report for: Mo. July Yr. 1995
- 2. Reporting Company: Florida Power Corporation
- 3. Plant Name: Crystal River 1 & 2

4. Name, Title and Telephone Number of Contact Person Concerning Data Submitted on this Form  
Delmar J. Clark Jr., Financial Analyst-Regulatory  
(813) 824-6491

5. Signature of Official Submitting Report

  
Delmar J. Clark Jr., Financial Analyst-Regulatory

6. Date Completed: September 15, 1995

Line No.	Supplier Name	Mine Location	Purchase Type	Transportation Mode	Tons	Effective Purchase Price (\$/Ton)	Total Transportation Cost (\$/Ton)	F.O.B. Plant Price (\$/Ton)	As Received Coal Quality			
									Percent Sulfur (%)	Btu Content (Btu/lb)	Percent Ash (%)	Percent Moisture (%)
(a)	(b)	(c)	(d)	(e)	(f)	(g)	(h)	(i)	(j)	(k)	(l)	(m)
1.	Consolidation Coal Sales	08,Ky,025	LTC	UR	38,462			\$41.95	0.98	12,167	8.54	7.98
2.	Arch of Kentucky	08,Ky,095	LTC	UR	39,564			\$44.03	0.99	13,239	6.36	6.59
3.	Kentucky May Coal Co.	08,Ky,133	S	UR	56,989			\$40.11	1.02	12,346	10.59	6.75
4.	Transfer Facility	N/A	LTC	OB	14,330			\$51.75	0.95	12,403	9.51	6.90

MONTHLY REPORT OF COST AND QUALITY OF COAL FOR ELECTRIC PLANTS  
ORIGIN, TONNAGE, DELIVERED PRICE AND AS RECEIVED QUALITY

1. Report for: Mo. July Yr. 1995
2. Reporting Company: Florida Power Corporation
3. Plant Name: Crystal River 1 & 2

4. Name, Title and Telephone Number of Contact Person Concerning Data Submitted on this Form  
Delmar J. Clark Jr., Financial Analyst-Regulatory  
(813) 824-6491

5. Signature of Official Submitting Report

  
Delmar J. Clark Jr., Financial Analyst-Regulatory

6. Date Completed: September 15, 1995

Line No.	Supplier Name	Mine Location	Purchase Type	Tons	F.O.B. Mine Price (\$/Ton)	Short Haul & Loading Charges (\$/Ton)	Original Invoice Price (\$/Ton)	Retro-active Price Increases (\$/Ton)	Base Price (\$/Ton)	Quality Adjustments (\$/Ton)	Effective Purchase Price (\$/Ton)
(a)	(b)	(c)	(d)	(e)	(f)	(g)	(h)	(i)	(j)	(k)	(l)
1.	Consolidation Coal Sales	08,Ky,025	LTC	38,462		\$0.00		\$0.00			
2.	Arch of Kentucky	08,Ky,095	LTC	39,564		\$0.00		\$0.00		\$0.00	
3.	Kentucky May Coal Co.	08,Ky,133	S	56,989		\$0.00		\$0.00		\$0.00	
4.	Transfer Facility	N/A	LTC	14,330		\$0.00		N/A		N/A	

MONTHLY REPORT OF COST AND QUALITY OF COAL FOR ELECTRIC PLANTS  
ORIGIN, TONNAGE, DELIVERED PRICE AND AS RECEIVED QUALITY

1. Report For: Mo. July Yr. 1995

2. Reporting Company: Florida Power Corporation

3. Plant Name: Crystal River 1 & 2

4. Name, Title and Telephone Number of Contact Person Concerning Data Submitted on this Form  
Delmar J. Clark Jr., Financial Analyst - Regulatory  
(813) 824-6491

5. Signature of Official Submitting Report

  
Delmar J. Clark Jr., Financial Analyst - Regulatory

6. Date Completed: September 15, 1995

Line No.	Supplier Name	Mine Location	Shipping Point	Transportation Mode	Tons	Effective Purchase Price (\$/Ton)	Additional Shorthaul & Loading Charges (\$/Ton)	Rail Rate (\$/Ton)	Other Rail Charges (\$/Ton)	River Barge Rate (\$/Ton)	Trans-loading Rate (\$/Ton)	Ocean Barge Rate (\$/Ton)	Other Water Charges (\$/Ton)	Other Related Charges (\$/Ton)	Transportation Charges (\$/Ton)	F.O.B.
																Plant Price (\$/Ton)
(a)	(b)	(c)	(d)	(e)	(f)	(g)	(h)	(i)	(j)	(k)	(l)	(m)	(n)	(o)	(p)	(q)
1.	Consolidation Coal Sales	08,Ky,025	Breathitt, Ky	UR	38,462		\$0.00			N/A	N/A	N/A	\$0.00	\$0.00		\$41.95
2.	Arch of Kentucky	08,Ky,095	Harlan, Ky	UR	39,564		\$0.00			N/A	N/A	N/A	\$0.00	\$0.00		\$44.03
3.	Kentucky May Coal Co.	08,Ky,133	Letcher, Ky	UR	56,989		\$0.00			N/A	N/A	N/A	\$0.00	\$0.00		\$40.11
4.	Transfer Facility	N/A	Plaquemines Parrish, La	OB	14,330		\$0.00	N/A	N/A	N/A	N/A		\$0.00	\$0.00		\$51.75



MONTHLY REPORT OF COST AND QUALITY OF COAL FOR ELECTRIC PLANTS  
ORIGIN, TONNAGE, DELIVERED PRICE AND AS RECEIVED QUALITY

1. Report for: Mo. July Yr. 1995

2. Reporting Company: Florida Power Corporation

3. Plant Name: Crystal River 4 & 5

4. Name, Title and Telephone Number of Contact Person Concerning Data Submitted on this Form  
Delmar J. Clark Jr., Financial Analyst-Regulatory  
(813) 824-6491

5. Signature of Official Submitting Report

  
Delmar J. Clark Jr., Financial Analyst-Regulatory

6. Date Completed: September 15, 1995

Line No.	Supplier Name	Mine Location	Purchase Type	Transportation Mode	Tons	Effective Purchase Price (\$/Ton)	Total Transportation Cost (\$/Ton)	F.O.B. Plant Price (\$/Ton)	As Received Coal Quality			
									Percent Sulfur (%)	Btu Content (Btu/lb)	Percent Ash (%)	Percent Moisture (%)
(a)	(b)	(c)	(d)	(e)	(f)	(g)	(h)	(i)	(j)	(k)	(l)	(m)
1.	Powell Mtn. Joint Venture	08,Va,105	LTC	UR	58,456			\$53.42	0.72	12,511	9.27	6.84
2.	Powell Mtn. Joint Venture	08,Ky,133	LTC	UR	18,717			\$53.42	0.72	12,511	9.27	6.84
3.	Powell Mtn. Joint Venture	08,Ky,119	LTC	UR	9,640			\$53.42	0.72	12,511	9.27	6.84
4.	Golden Oak Mining Co.	08,Ky,133	LTC	UR	59,305			\$45.84	0.68	13,048	7.01	6.06
5.	Franklin Coal Sales	08,Ky,195	LTC	UR	9,748			\$43.92	0.71	12,925	9.19	5.90
6.	Consol, Inc.	08,Wv,005	S	UR	29,429			\$42.94	0.71	12,602	9.94	5.93
7.	Transfer Facility	N/A	LTC	OB	100,064			\$47.48	0.68	12,512	8.92	6.87

MONTHLY REPORT OF COST AND QUALITY OF COAL FOR ELECTRIC PLANTS  
ORIGIN, TONNAGE, DELIVERED PRICE AND AS RECEIVED QUALITY

- 1. Report for: Mo. July Yr. 1995
- 2. Reporting Company: Florida Power Corporation
- 3. Plant Name: Crystal River 4 & 5

4. Name, Title and Telephone Number of Contact Person Concerning Data Submitted on this Form  
Delmar J. Clark Jr., Financial Analyst-Regulatory  
(813) 824-6491

5. Signature of Official Submitting Report

  
Delmar J. Clark Jr., Financial Analyst-Regulatory

6. Date Completed: September 15, 1995

Line No.	Supplier Name	Mine Location	Purchase Type	Tons	F.O.B. Mine Price (\$/Ton)	Short Haul & Loading Charges (\$/Ton)	Original Invoice Price (\$/Ton)	Retro-active Price Increases (\$/Ton)	Base Price (\$/Ton)	Quality Adjustments (\$/Ton)	Effective Purchase Price (\$/Ton)
(a)	(b)	(c)	(d)	(e)	(f)	(g)	(h)	(i)	(j)	(k)	(l)
1.	Powell Mtn. Joint Venture	08,Va,105	LTC	58,456		\$0.00		\$0.00		\$0.00	
2.	Powell Mtn. Joint Venture	08,Ky,133	LTC	18,717		\$0.00		\$0.00		\$0.00	
3.	Powell Mtn. Joint Venture	08,Ky,119	LTC	9,640		\$0.00		\$0.00		\$0.00	
4.	Golden Oak Mining Co.	08,Ky,133	LTC	59,305		\$0.00		\$0.00		\$0.00	
5.	Franklin Coal Sales	08,Ky,195	LTC	9,748		\$0.00		\$0.00		\$0.00	
6.	Consol, Inc.	08,Wv,005	S	29,429		\$0.00		\$0.00		\$0.00	
7.	Transfer Facility	N/A	LTC	100,064		\$0.00		N/A		N/A	

MONTHLY REPORT OF COST AND QUALITY OF COAL FOR ELECTRIC PLANTS  
ORIGIN, TONNAGE, DELIVERED PRICE AND AS RECEIVED QUALITY


1. Report For: Mo. July Yr. 1995

2. Reporting Company: Florida Power Corporation

3. Plant Name: Crystal River 4 & 5

4. Name, Title and Telephone Number of Contact  
Person Concerning Data Submitted on this Form  
Delmar J. Clark Jr., Financial Analyst - Regulatory  
(813) 824-6491

5. Signature of Official Submitting Report

  
Delmar J. Clark Jr., Financial Analyst - Regulatory

6. Date Completed: September 15, 1995

Line No.	Supplier Name	Mine Location	Shipping Point	Transportation Mode	Tons	Effective Purchase Price (\$/Ton)	Additional Shorthaul & Loading Charges (\$/Ton)	Rail Rate (\$/Ton)	Other Rail Charges (\$/Ton)	River Barge Rate (\$/Ton)	Trans-loading Rate (\$/Ton)	Ocean Barge Rate (\$/Ton)	Other Water Charges (\$/Ton)	Other Related Charges (\$/Ton)	Transportation Charges (\$/Ton)	F.O.B. Plant Price (\$/Ton)
(a)	(b)	(c)	(d)	(e)	(f)	(g)	(h)	(i)	(j)	(k)	(l)	(m)	(n)	(o)	(p)	(q)
1.	Powell Mtn. Joint Venture	08,Va,105	Lee, Va	UR	58,456		\$0.00			N/A	N/A	N/A	\$0.00	\$0.00		\$53.42
2.	Powell Mtn. Joint Venture	08,Ky,133	Letcher, Ky	UR	18,717		\$0.00			N/A	N/A	N/A	\$0.00	\$0.00		\$53.42
3.	Powell Mtn. Joint Venture	08,Ky,119	Knott, Ky	UR	9,640		\$0.00			N/A	N/A	N/A	\$0.00	\$0.00		\$53.42
4.	Golden Oak Mining Co.	08,Ky,133	Letcher, Ky	UR	59,305		\$0.00			N/A	N/A	N/A	\$0.00	\$0.00		\$45.84
5.	Franklin Coal Sales	08,Ky,195	Pike, Ky	UR	9,748		\$0.00			N/A	N/A	N/A	\$0.00	\$0.00		\$43.92
6.	Consol. Inc.	08,Wv,005	Boone, Wv	UR	29,429		\$0.00			N/A	N/A	N/A	\$0.00	\$0.00		\$42.94
7.	Transfer Facility	N/A	Plaquemines Parrish, La	OB	100,064		\$0.00	N/A	N/A	N/A	N/A		\$0.00	\$0.00		\$47.48

MONTHLY REPORT OF COST AND QUALITY OF COAL FOR ELECTRIC PLANTS  
ORIGIN, TONNAGE, DELIVERED PRICE AND AS RECEIVED QUALITY

1. Report for: Mo. July Yr. 1995
2. Reporting Company: Florida Power Corporation
3. Plant Name: Transfer Facility IMT

4. Name, Title and Telephone Number of Contact Person Concerning Data Submitted on this Form  
Delmar J. Clark Jr., Financial Analyst-Regulatory  
(813) 824-6491

5. Signature of Official Submitting Report

  
Delmar J. Clark Jr., Financial Analyst-Regulatory

6. Date Completed: September 15, 1995

Line No.	Supplier Name	Mine Location	Purchase Type	Transportation Mode	Tons	Effective Purchase Price (\$/Ton)	Total Transportation Cost (\$/Ton)	F.O.B. Plant Price (\$/Ton)	As Received Coal Quality			
									Percent Sulfur (%)	Btu Content (Btu/lb)	Percent Ash (%)	Percent Moisture (%)
(a)	(b)	(c)	(d)	(e)	(f)	(g)	(h)	(i)	(j)	(k)	(l)	(m)
1.	A. T. Massey Coal Co.	08, Wv, 005	LTC	TR&B	23,560			\$42.89	0.68	12,684	8.53	7.13
2.	A. T. Massey Coal Co.	08, Ky, 019	LTC	TR&B	48,250			\$42.89	0.68	12,684	8.53	7.13
3.	Ashland Coal, Inc.	08, Ky, 195	S	B	2,050			\$43.95	0.88	12,114	12.63	6.04
4.	Pen Coal Company	08, Wv, 099	LTC	B	5,034			\$43.13	1.04	12,684	7.65	6.43
5.	Pen Coal Company	08, Ky, 019	LTC	B	1,748			\$44.43	0.68	12,524	9.76	6.05
6.	Pen Coal Company	08, Wv, 099	LTC	B	21,948			\$44.43	0.68	12,524	9.76	6.05

MONTHLY REPORT OF COST AND QUALITY OF COAL FOR ELECTRIC PLANTS  
ORIGIN, TONNAGE, DELIVERED PRICE AND AS RECEIVED QUALITY

- 1. Report for: Mo. July Yr. 1995
- 2. Reporting Company: Florida Power Corporation
- 3. Plant Name: Transfer Facility IMT

4. Name, Title and Telephone Number of Contact Person Concerning Data Submitted on this Form  
Delmar J. Clark Jr., Financial Analyst-Regulatory  
(813) 824-6491

5. Signature of Official Submitting Report

  
Delmar J. Clark Jr., Financial Analyst-Regulatory

6. Date Completed: September 15, 1995

Line No.	Supplier Name	Mine Location	Purchase Type	Tons	F.O.B. Mine Price (\$/Ton)	Short Haul & Loading Charges (\$/Ton)	Original Invoice Price (\$/Ton)	Retro-active Price Increases (\$/Ton)	Base Price (\$/Ton)	Quality Adjustments (\$/Ton)	Effective Purchase Price (\$/Ton)
(a)	(b)	(c)	(d)	(e)	(f)	(g)	(h)	(i)	(j)	(k)	(l)
1.	A. T. Massey Coal Co.	08, Wv, 005	LTC	23,560		\$0.00		\$0.00		\$0.00	
2.	A. T. Massey Coal Co.	08, Ky, 019	LTC	48,250		\$0.00		\$0.00		\$0.00	
3.	Ashland Coal, Inc.	08, Ky, 195	S	2,050		\$0.00		\$0.00		\$0.00	
4.	Pen Coal Company	08, Wv, 099	LTC	5,034		\$0.00		\$0.00		\$0.00	
5.	Pen Coal Company	08, Ky, 019	LTC	1,748		\$0.00		\$0.00		\$0.00	
6.	Pen Coal Company	08, Wv, 099	LTC	21,948		\$0.00		\$0.00		\$0.00	

MONTHLY REPORT OF COST AND QUALITY OF COAL FOR ELECTRIC PLANTS  
ORIGIN, TONNAGE, DELIVERED PRICE AND AS RECEIVED QUALITY

1. Report For: Mo. JulyYr. 1995

2. Reporting Company: Florida Power Corporation

3. Plant Name: Transfer Facility IMT

4. Name, Title and Telephone Number of Contact  
Person Concerning Data Submitted on this Form  
Delmar J. Clark Jr., Financial Analyst - Regulatory  
(813) 824-6491

5. Signature of Official Submitting Report

  
Delmar J. Clark Jr., Financial Analyst - Regulatory

6. Date Completed: September 15, 1995

Line No.	Supplier Name	Mine Location	Shipping Point	Transportation Mode	Tons	Effective Purchase Price (\$/Ton)	Additional Shorthaul & Loading Charges (\$/Ton)	Rail Rate (\$/Ton)	Other Rail Charges (\$/Ton)	River Barge Rate (\$/Ton)	Trans-loading Rate (\$/Ton)	Ocean Barge Rate (\$/Ton)	Other Water Charges (\$/Ton)	Other Related Charges (\$/Ton)	Transportation Charges (\$/Ton)	F.O.B. Plant Price (\$/Ton)
(a)	(b)	(c)	(d)	(e)	(f)	(g)	(h)	(i)	(j)	(k)	(l)	(m)	(n)	(o)	(p)	(q)
1.	A. T. Massey Coal Co.	08, Wv, 005	Boone, Wv	TR&B	23,560		N/A	N/A	N/A	N/A	N/A	N/A	N/A	N/A		\$42.89
2.	A. T. Massey Coal Co.	08, Ky, 019	Boyd, Ky	TR&B	48,250		N/A	N/A	N/A	N/A	N/A	N/A	N/A	N/A		\$42.89
3.	Ashland Coal, Inc.	08, Ky, 195	Pike, Ky	B	2,050		N/A	N/A	N/A	N/A	N/A	N/A	N/A	N/A		\$43.95
4.	Pen Coal Company	08, Wv, 099	Wayne, Wv	B	5,034		N/A	N/A	N/A	N/A	N/A	N/A	N/A	N/A		\$43.13
5.	Pen Coal Company	08, Ky, 019	Boyd, Ky	B	1,748		N/A	N/A	N/A	N/A	N/A	N/A	N/A	N/A		\$44.43
6.	Pen Coal Company	08, Wv, 099	Wayne, Wv	B	21,948		N/A	N/A	N/A	N/A	N/A	N/A	N/A	N/A		\$44.43

MONTHLY REPORT OF COST AND QUALITY OF COAL FOR ELECTRIC PLANTS  
 REPORT OF ADJUSTMENTS TO PREVIOUS COAL DELIVERIES

- 1. Report For: Mo. July Yr. 1995
- 2. Reporting Company: Florida Power Corporation
- 3. Plant Name: Crystal River 1 & 2

4. Name, Title and Telephone Number of Contact Person Concerning Data Submitted on this Form  
 Delmar J. Clark Jr., Financial Analyst - Regulatory  
 (813) 824-6491

5. Signature of Official Submitting Report

  
 Delmar J. Clark Jr., Financial Analyst - Regulatory

6. Date Completed: September 15, 1995

Line No.	Month Reported	Form Plant Name	Intended Generating Plant	Supplier	Original Line Number	Old Volume (tons)	Form No.	Column Title	Old Value	New Value	New F.O.B. Plant Price	Reason for Revision
(a)	(b)	(c)	(d)	(e)	(f)	(g)	(h)	(i)	(j)	(k)	(l)	(m)
1.	06/95	CR 1&2	CR 1&2	Consolidation Coal Sales	1	39,586	2A	(k) Quality Adjustment			\$42.25	Quality Adjustment

**MONTHLY REPORT OF COST AND QUALITY OF COAL FOR ELECTRIC PLANTS  
REPORT OF ADJUSTMENTS TO PREVIOUS COAL DELIVERIES**

1. Report For: Mo. July Yr. 1995

2. Reporting Company: Florida Power Corporation

3. Plant Name: Crystal River 4 & 5

4. Name, Title and Telephone Number of Contact Person Concerning Data Submitted on this Form  
Delmar J. Clark Jr., Financial Analyst - Regulatory  
(813) 824-6491

5. Signature of Official Submitting Report

  
Delmar J. Clark Jr., Financial Analyst - Regulatory

6. Date Completed: September 15, 1995

Line No.	Month Reported	Form Plant Name	Intended Generating Plant	Supplier	Original Line Number	Old Volume (tons)	Form No.	Column Title	Old Value	New Value	New F.O.B. Plant Price	Reason for Revision
(a)	(b)	(c)	(d)	(e)	(f)	(g)	(h)	(i)	(j)	(k)	(l)	(m)
1.	06/95	CR 4&5	CR 4&5	Franklin Coal Sales	5	29,203	2A	(k) Quality Adjustment			\$44.07	Quality Adjustment
2.	06/95	CR 4&5	CR 4&5	Golden Oak Mining Co.	4	79,603	2A	(k) Quality Adjustment			\$46.51	Quality Adjustment




MONTHLY REPORT OF COST AND QUALITY OF COAL FOR ELECTRIC PLANTS  
 REPORT OF ADJUSTMENTS TO PREVIOUS COAL DELIVERIES

- 1. Report For: Mo. July Yr. 1995
- 2. Reporting Company: Florida Power Corporation
- 3. Plant Name: Transfer Facility TTI Systems, Inc.

4. Name, Title and Telephone Number of Contact  
 Person Concerning Data Submitted on this Form  
 Delmar J. Clark Jr., Financial Analyst - Regulatory  
 (813) 824-6491

5. Signature of Official Submitting Report

  
 Delmar J. Clark Jr., Financial Analyst - Regulatory

6. Date Completed: September 15, 1995

Line No.	Month Reported	Form Plant Name	Intended Generating Plant	Supplier	Original Line Number	Old Volume (tons)	Form No.	Column Title	Old Value	New Value	New F.O.B. Plant Price	Reason for Revision
(a)	(b)	(c)	(d)	(e)	(f)	(g)	(h)	(i)	(j)	(k)	(l)	(m)

== NONE ==

MONTHLY REPORT OF COST AND QUALITY OF COAL FOR ELECTRIC PLANTS  
 REPORT OF ADJUSTMENTS TO PREVIOUS COAL DELIVERIES

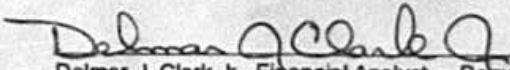
1. Report For: Mo. July Yr. 1995

2. Reporting Company: Florida Power Corporation

3. Plant Name: Transfer Facility IMT

4. Name, Title and Telephone Number of Contact  
 Person Concerning Data Submitted on this Form  
 Delmar J. Clark Jr., Financial Analyst - Regulatory  
 (813) 824-6491

5. Signature of Official Submitting Report

  
 Delmar J. Clark Jr., Financial Analyst - Regulatory

6. Date Completed: September 15, 1995

Line No.	Month Reported	Form Plant Name	Intended Generating Plant	Supplier	Original Line Number	Old Volume (tons)	Form No.	Column Title	Old Value	New Value	New F.O.B. Plant Price	Reason for Revision
(a)	(b)	(c)	(d)	(e)	(f)	(g)	(h)	(i)	(j)	(k)	(l)	(m)
1.	06/95	CR 4&5	CR 4&5	A. T. Massey Coal Co.	1	9,744	2A	(k) Quality Adjustment			\$43.14	Quality Adjustment
2.	06/95	CR 4&5	CR 4&5	A. T. Massey Coal Co.	2	22,686	2A	(k) Quality Adjustment			\$43.14	Quality Adjustment