

MACFARLANE AUSLEY FERGUSON & McMULLEN

ATTORNEYS AND COUNSELORS AT LAW

207 SOUTH CALHOUN STREET
P.O. BOX 391 (ZIP 32302)
TALLAHASSEE, FLORIDA 32301
(904) 224-9115 FAX (904) 222-7560

111 MADISON STREET, SUITE 2300
P.O. BOX 1531 (ZIP 33601)
TAMPA, FLORIDA 33602
(813) 734-2000 FAX (813) 273-4396

400 CLEVELAND STREET
P.O. BOX 1669 (ZIP 34617)
CLEARWATER, FLORIDA 34615
(813) 441-8966 FAX (813) 442-8470

October 13, 1995

HAND DELIVERED

IN REPLY REFER TO:

Ms. Blanca S. Bayo, Director
Division of Records and Reporting
Florida Public Service Commission
2540 Shumard Oak Boulevard
Tallahassee, Florida 32399-0850

Tallahassee
RECEIVED
OCT 13 1995

FPSC-RECORDS/REPORTING

Re: Fuel and Purchased Power Cost Recovery Clause
and Generating Performance Incentive Factor;
FPSC Docket No. 950001-EI

Dear Ms. Bayo:

Enclosed for filing in the above-styled docket are fifteen (15) copies of Tampa Electric Company's Forms 423-1, 423-1(a), 423-1(b), 423-2, 423-2(a), 423-2(b) and 423-2(c) for the month of August 1995. Portions of Forms 423-1(a), 423-2, 423-2(a), 423-2(b) and 423-2(c) have been whited out to delete certain confidential proprietary business information which is the subject of a separate request for specified confidential treatment being simultaneously filed herewith.

Please acknowledge receipt and filing of the above by stamping the duplicate copy of this letter and returning same to this writer.


Thank you for your assistance in connection with this matter.

Sincerely,


James D. Beasley

JDB/pp
Enclosures

cc: All Parties of Record (w/o encls.)

RECEIVED & FILED

FPSC-BUREAU OF RECORDS

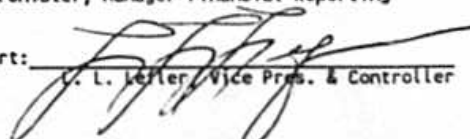
DOCUMENT NUMBER-DATE
10138 OCT 13 95
FPSC-RECORDS/REPORTING

MONTHLY REPORT OF COST AND QUALITY OF FUEL OIL FOR ELECTRIC PLANTS
ORIGIN, VOLUME, DELIVERED PRICE AND AS RECEIVED QUALITY

3. Name, Title & Telephone Number of Contact Person Concerning Data
Submitted on this Form: Jeffrey Chronister, Manager Financial Reporting
(813) - 228 - 1609

1. Reporting Month: August Year: 1995

2. Reporting Company: Tampa Electric Company

4. Signature of Official Submitting Report: 
C. L. Letter, Vice Pres. & Controller

6. Date Completed: October 13, 1995

Line No. (a)	Plant Name (b)	Supplier Name (c)	Shipping Point (d)	Purchase Type (e)	Delivery Location (f)	Delivery Date (g)	Type Oil (h)	Sulfur Content % (i)	BTU Content (BTU/Gal) (j)	Volume (Bbls) (k)	Delivered Price (\$/Bbl) (l)
1.	Gannon	Coastal Fuels	Tampa	LTC	Gannon	08-10-95	F02	0.18	138,838	3,643.83	\$23.2307
2.	Gannon	Coastal Fuels	Tampa	LTC	Gannon	08-30-95	F02	0.16	139,003	2,636.92	\$23.7683
3.	Gannon	Coastal Fuels	Tampa	LTC	Gannon	08-27-95	F02	*	*	1,425.61	\$23.6969
4.	Gannon	Coastal Fuels	Tampa	LTC	Gannon	08-25-95	F02	*	*	164.90	\$23.1515
5.	Gannon	Coastal Fuels	Tampa	LTC	Gannon	08-01-95	F02	*	*	164.61	\$22.5205
6.	Phillips	Coastal Fuels	Tampa	LTC	Phillips	08-22-95	F02	0.12	138,860	525.00	\$23.9446
7.	Hookers Pt	Coastal Fuels	Tampa	LTC	Hookers Pt	08-01-95	F02	*	*	58.79	\$22.5203
8.	Phillips	Coastal Fuels	Tampa	LTC	Phillips	08-01-95	F06	2.23	150,270	457.29	\$16.7400
9.	Phillips	Coastal Fuels	Tampa	LTC	Phillips	08-03-95	F06	2.23	150,270	930.54	\$16.7400
10.	Phillips	Coastal Fuels	Tampa	LTC	Phillips	08-04-95	F06	2.23	150,270	146.17	\$16.7400
11.	Phillips	Coastal Fuels	Tampa	LTC	Phillips	08-07-95	F06	2.19	150,050	595.73	\$16.9200
12.	Phillips	Coastal Fuels	Tampa	LTC	Phillips	08-09-95	F06	2.19	150,050	600.01	\$16.9200
13.	Phillips	Coastal Fuels	Tampa	LTC	Phillips	08-11-95	F06	2.23	149,918	595.05	\$17.1028
14.	Phillips	Coastal Fuels	Tampa	LTC	Phillips	08-15-95	F06	2.27	149,790	309.44	\$17.2800
15.	Phillips	Coastal Fuels	Tampa	LTC	Phillips	08-16-95	F06	2.27	149,790	311.51	\$17.2800
16.	Phillips	Coastal Fuels	Tampa	LTC	Phillips	08-17-95	F06	2.27	149,790	304.49	\$17.2800
17.	Phillips	Coastal Fuels	Tampa	LTC	Phillips	08-18-95	F06	2.27	149,790	151.09	\$17.2800
18.	Phillips	Coastal Fuels	Tampa	LTC	Phillips	08-22-95	F06	2.26	150,150	454.35	\$17.3700
19.	Phillips	Coastal Fuels	Tampa	LTC	Phillips	08-23-95	F06	2.27	150,116	890.43	\$17.3700
20.	Phillips	Coastal Fuels	Tampa	LTC	Phillips	08-25-95	F06	2.29	149,950	605.90	\$17.4375
21.	Phillips	Coastal Fuels	Tampa	LTC	Phillips	08-21-95	F06	2.26	150,031	445.04	\$17.3700
22.	Hookers Pt	Coastal Fuels	Tampa	LTC	Hookers Pt	08-07-95	F06	0.86	152,540	118,059.13	\$13.9700


* No analysis Taken

DOCUMENT NUMBER - DATE
 10138 OCT 13 95
 FPSC - RECORDS/REPORTING

MONTHLY REPORT OF COST AND QUALITY OF FUEL OIL FOR ELECTRIC PLANTS
DETAIL OF INVOICE AND TRANSPORTATION CHARGES

1. Reporting Month: August Year: 1995
2. Reporting Company: Tampa Electric Company

3. Name, Title & Telephone Number of Contact Person Concerning Data
Submitted on this Form: Jeffrey Chronister, Manager Financial Reporting
(813) - 228 - 1609

4. Signature of Official Submitting Report: 
K. C. Jeffrey, Vice Pres. & Controller

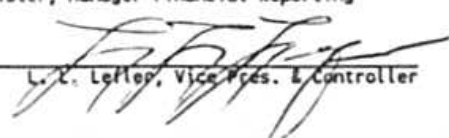
6. Date Completed: October 13, 1995

Line No. (a)	Plant Name (b)	Supplier Name (c)	Delivery Location (d)	Delivery Date (e)	Type Oil (f)	Volume (Bbls) (g)	Invoice Price (\$/Bbl) (h)	Invoice Amount \$ (i)	Discount \$ (j)	Net Amount \$ (k)	Net Price (\$/Bbl) (l)	Quality Adjust. (\$/Bbl) (m)	Effective Purchase Price (\$/Bbl) (n)	Transport to Terminal (\$/Bbl) (o)	Add'l Charges (\$/Bbl) (p)	Other Charges (\$/Bbl) (q)	Delivered Price (\$/Bbl) (r)
1.	Gannon	Coastal Fuels	Gannon	08-10-95	F02	3,643.83											\$23,2507
2.	Gannon	Coastal Fuels	Gannon	08-30-95	F02	2,636.92											\$23,7683
3.	Gannon	Coastal Fuels	Gannon	08-27-95	F02	1,425.61											\$23,6969
4.	Gannon	Coastal Fuels	Gannon	08-25-95	F02	164.90											\$23,1515
5.	Gannon	Coastal Fuels	Gannon	08-01-95	F02	164.61											\$22,5205
6.	Phillips	Coastal Fuels	Phillips	08-22-95	F02	525.00											\$23,9446
7.	Hookers Pt	Coastal Fuels	Hookers Pt	08-01-95	F02	58.79											\$22,5203
8.	Phillips	Coastal Fuels	Phillips	08-01-95	F06	457.29											\$16,7400
9.	Phillips	Coastal Fuels	Phillips	08-03-95	F06	930.54											\$16,7400
10.	Phillips	Coastal Fuels	Phillips	08-04-95	F06	146.17											\$16,7400
11.	Phillips	Coastal Fuels	Phillips	08-07-95	F06	595.73											\$16,9200
12.	Phillips	Coastal Fuels	Phillips	08-09-95	F06	600.01											\$16,9200
13.	Phillips	Coastal Fuels	Phillips	08-11-95	F06	595.05											\$17,1028
14.	Phillips	Coastal Fuels	Phillips	08-15-95	F06	309.44											\$17,2800
15.	Phillips	Coastal Fuels	Phillips	08-16-95	F06	311.51											\$17,2800
16.	Phillips	Coastal Fuels	Phillips	08-17-95	F06	304.49											\$17,2800
17.	Phillips	Coastal Fuels	Phillips	08-18-95	F06	151.09											\$17,2800
18.	Phillips	Coastal Fuels	Phillips	08-22-95	F06	454.35											\$17,3700
19.	Phillips	Coastal Fuels	Phillips	08-23-95	F06	890.43											\$17,3700
20.	Phillips	Coastal Fuels	Phillips	08-25-95	F06	605.90											\$17,4375
21.	Phillips	Coastal Fuels	Phillips	08-21-95	F06	445.04											\$17,3700
22.	Hookers Pt	Coastal Fuels	Hookers Pt	08-07-95	F06	118,059.13											\$13,9700
23.																	
24.																	

MONTHLY REPORT OF COST AND QUALITY OF FUEL OIL FOR ELECTRIC PLANTS
REPORT OF ADJUSTMENTS TO PREVIOUS OIL DELIVERIES

1. Reporting Month: August Year: 1995
2. Reporting Company: Tampa Electric Company

3. Name, Title & Telephone Number of Contact Person Concerning Data Submitted on this Form: Jeffrey Chronister, Manager Financial Reporting (813) - 228 - 1609

4. Signature of Official Submitting Report: 
L. C. Lefler, Vice Pres. & Controller

6. Date Completed: October 13, 1995


Line No. (a)	Month Reported (b)	Form Plant Name (c)	Supplier (d)	Original Line Number (e)	Old Volume (Bbls) (f)	Form No. (g)	Column Designator & Title (h)	Old Value (i)	New Value (j)	New Delivered Price (k)	Reason for Revision (l)
1.	April, 1995	Gannon	Coastal Fuels	2.	2,573.38	423-1(a)	Column (m), Quality Adj.	\$0.0000	(\$0.1191)	\$23.1327	2ND Qtr BTU Adj.
2.	April, 1995	Big Bend	Coastal Fuels	3.	10,111.58	423-1(a)	Column (m), Quality Adj.	\$0.0000	(\$0.1191)	\$24.0608	2ND Qtr BTU Adj.
3.	May, 1995	Gannon	Coastal Fuels	1.	3,764.64	423-1(a)	Column (m), Quality Adj.	\$0.0000	(\$0.1191)	\$24.3422	2ND Qtr BTU Adj.
4.	May, 1995	Big Bend	Coastal Fuels	4.	6,474.37	423-1(a)	Column (m), Quality Adj.	\$0.0000	(\$0.1191)	\$24.3422	2ND Qtr BTU Adj.
5.	June, 1995	Gannon	Coastal Fuels	1.	3,705.29	423-1(a)	Column (m), Quality Adj.	\$0.0000	(\$0.1191)	\$23.5862	2ND Qtr BTU Adj.
6.	June, 1995	Gannon	Coastal Fuels	3.	3,043.38	423-1(a)	Column (m), Quality Adj.	\$0.0000	(\$0.1191)	\$22.4816	2ND Qtr BTU Adj.
7.	June, 1995	Big Bend	Coastal Fuels	4.	6,161.55	423-1(a)	Column (m), Quality Adj.	\$0.0000	(\$0.1191)	\$23.5862	2ND Qtr BTU Adj.
8.											
9.											
10.											
11.											
12.											
13.											
14.											
15.											

MONTHLY REPORT OF COST AND QUALITY OF COAL FOR ELECTRIC PLANTS
ORIGIN, TONNAGE, DELIVERED PRICE AND AS RECEIVED QUALITY

- 1. Reporting Month: August Year: 1995
- 2. Reporting Company: Tampa Electric Company
- 3. Plant Name: Electro-Coal Transfer Facility - Big Bend Station (1)

4. Name, Title & Telephone Number of Contact Person Concerning Data
Submitted on this Form: Jeffrey Chronister, Supervisor, Regulatory Accounting
(813) - 228 - 1609

5. Signature of Official Submitting Form:



L. L. Leffer, Vice Pres. Controller

6. Date Completed: October 13, 1995

Line No. (a)	Supplier Name (b)	Mine Location (c)	Purchase Type (d)	Transport Mode (e)	Tons (f)	Effective Purchase Price (\$/Ton) (g)	Total Transport Charges (\$/Ton) (h)	Delivered Price Transfer Facility (\$/Ton) (i)	As Received Coal Quality			
									Sulfur Content % (j)	BTU Content (BTU/lb) (k)	Ash Content % (l)	Moisture Content % (m)
1.	Zeigler Coal	10, IL, 145, 157	LTC	RB	87,108.60			\$42.779	3.00	10,961	9.50	13.00
2.	Peabody Development	9, KY, 101	LTC	RB	48,460.80			\$28.885	2.50	11,340	8.15	13.00
3.	Basin Resources	17, CO, 071	LTC	R&B	62,409.53			\$46.965	0.46	12,995	10.17	5.60
4.	Peabody Development	10, IL, 165	LTC	RB	23,216.90			\$38.145	1.84	12,289	8.44	8.67
5.	Consolidation Coal	9, KY, 225	S	RB	13,766.50			\$27.275	2.80	11,944	5.50	12.00
6.	Pyramid	9, KY, 183	S	RB	14,739.10			\$26.405	2.90	11,630	9.00	11.00
7.	Peabody Development	9, KY, 101	S	RB	4,805.70			\$20.635	2.50	10,791	8.45	16.47
8.	Zeigler Coal	10, IL, 145, 157	S	RB	41,502.90			\$28.375	3.10	10,993	9.40	13.00
9.	Consolidation Coal	9, KY, 225	S	RB	64,003.80			\$30.475	2.80	11,967	5.70	12.00

(1) As Electro-Coal Transfer Facility is a central storage site for coal prior to its delivery to the power plant, the coal from suppliers noted on this schedule is usually delivered to Big Bend Station but could ultimately be delivered to Gannon Station.

MONTHLY REPORT OF COST AND QUALITY OF COAL FOR ELECTRIC PLANTS
 DETAILED PURCHASED COAL INVOICE INFORMATION

1. Reporting Month: August Year: 1995
2. Reporting Company: Tampa Electric Company
3. Plant Name: Electro-Coal Transfer Facility - Big Bend Station (1)
4. Name, Title & Telephone Number of Contact Person Concerning Data
 Submitted on this Form: Jeffrey Chronister, Supervisor, Regulatory Accounting
 (813) - 228 - 1609
5. Signature of Official Submitting Form: 
 L. C. Lefler, Vice Pres. & Controller
6. Date Completed: October 13, 1995

Line No. (a)	Supplier Name (b)	Mine Location (c)	Purchase Type (d)	Tons (e)	F.O.B.(2) Mine Price (\$/Ton) (f)	Shorthaul & Loading Charges (\$/Ton) (g)	Original Invoice Price (\$/Ton) (h)	Retro-active Price Adjustments (\$/Ton) (i)	Base Price (\$/Ton) (j)	Quality Adjustments (\$/Ton) (k)	Effective Purchase Price (\$/Ton) (l)
1.	Zeigler Coal	10,IL,145,157	LTC	87,108.60	N/A	\$0.00		\$0.000		\$0.000	
2.	Peabody Development	9,KY,101	LTC	48,460.80	N/A	\$0.00		\$0.000		\$0.000	
3.	Basin Resources	17,CO,071	LTC	62,409.53	N/A	\$0.00		\$0.000		\$0.000	
4.	Peabody Development	10,IL,165	LTC	23,216.90	N/A	\$0.00		\$0.000		\$0.000	
5.	Consolidation Coal	9,KY,225	S	13,766.50	N/A	\$0.00		\$0.000		\$0.000	
6.	Pyramid	9,KY,183	S	14,739.10	N/A	\$0.00		\$0.000		\$0.000	
7.	Peabody Development	9,KY,101	S	4,805.70	N/A	\$0.00		\$0.000		\$0.000	
8.	Zeigler Coal	10,IL,145,157	S	41,502.90	N/A	\$0.00		\$0.000		\$0.000	
9.	Consolidation Coal	9,KY,225	S	64,003.80	N/A	\$0.00		\$0.000		\$0.000	

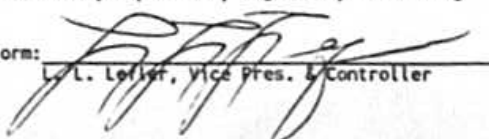
(1) As Electro-Coal Transfer Facility is a central storage site for coal prior to its delivery to the power plant, the coal from suppliers noted on this schedule is usually delivered to Big Bend Station but could ultimately be delivered to Gannon Station.

(2) Tampa Electric purchases coal F.O.B. shipping point or F.O.B. destination.

MONTHLY REPORT OF COST AND QUALITY OF COAL FOR ELECTRIC PLANTS
DETAIL OF TRANSPORTATION CHARGES

- 1. Reporting Month: August Year: 1995
- 2. Reporting Company: Tampa Electric Company
- 3. Plant Name: Electro-Coal Transfer Facility - Big Bend Station (1)

4. Name, Title & Telephone Number of Contact Person Concerning Data
Submitted on this Form: Jeffrey Chronister, Supervisor, Regulatory Accounting
(813) - 228 - 1609

5. Signature of Official Submitting Form: 
L.L. Lefler, Vice Pres. & Controller

6. Date Completed: October 13, 1995


Line No. (a)	Supplier Name (b)	Mine Location (c)	Shipping Point (d)	Transport Mode (e)	Tons (f)	(2) Effective Purchase Price (\$/Ton) (g)	Add'l Shorthaul & Loading Charges (\$/Ton) (h)	Rail Charges		Waterborne Charges				Total Transportation Charges (\$/Ton) (p)	Delivered Price Transfer Facility (\$/Ton) (q)
								Rail Rate (\$/Ton) (i)	Other Rail Charges (\$/Ton) (j)	River Barge Rate (\$/Ton) (k)	Trans-loading Rate (\$/Ton) (l)	Ocean Barge Rate (\$/Ton) (m)	Other Water Charges (\$/Ton) (n)		
1.	Zeigler Coal	10,IL,145,157	Randolph & Perry Cnty, IL	RB	87,108.60		\$0.000		\$0.000						\$42.779
2.	Peabody Development	9,KY,101	Henderson Cnty, KY	RB	48,460.80		\$0.000		\$0.000						\$28.885
3.	Basin Resources	17,CO,071	Las Animas Cnty, CO.	R&B	62,409.53		\$0.000		\$0.000						\$46.965
4.	Peabody Development	10,IL,165	Saline Cnty, IL	RB	23,216.90		\$0.000		\$0.000						\$38.145
5.	Consolidation Coal	9,KY,225	Union Cnty, KY	RB	13,766.50		\$0.000		\$0.000						\$27.275
6.	Pyramid	9,KY,183	Ohio Cnty, KY	RB	14,739.10		\$0.000		\$0.000						\$26.405
7.	Peabody Development	9,KY,101	Henderson Cnty, KY	RB	4,805.70		\$0.000		\$0.000						\$20.635
8.	Zeigler Coal	10,IL,145,157	Randolph & Perry Cnty, IL	RB	41,502.90		\$0.000		\$0.000						\$28.375
9.	Consolidation Coal	9,KY,225	Union Cnty, KY	RB	64,003.80		\$0.000		\$0.000						\$30.475

(1) As Electro-Coal Transfer Facility is a central storage site for coal prior to its delivery to the power plant, the coal from suppliers noted on this schedule is usually delivered to Big Bend Station but could ultimately be delivered to Gannon Station.

(2) Tampa Electric purchases coal F.O.B. shipping point or F.O.B. destination.

MONTHLY REPORT OF COST AND QUALITY OF COAL FOR ELECTRIC PLANTS
ORIGIN, TONNAGE, DELIVERED PRICE AND AS RECEIVED QUALITY


- 1. Reporting Month: August Year: 1995
- 2. Reporting Company: Tampa Electric Company
- 3. Plant Name: Electro-Coal Transfer Facility - Gannon Station (1)

- 4. Name, Title & Telephone Number of Contact Person Concerning Data
Submitted on this Form: Jeffrey Chronister, Supervisor, Regulatory Accounting
(813) - 228 - 1609
- 5. Signature of Official Submitting Form: 
L.L. Lefler, Vice Pres. - Controller
- 6. Date Completed: October 13, 1995

Line No. (a)	Supplier Name (b)	Mine Location (c)	Purchase Type (d)	Transport Mode (e)	Tons (f)	Effective Purchase Price (\$/Ton) (g)	Total Transport Charges (\$/Ton) (h)	Delivered Price Transfer Facility (\$/Ton) (i)	As Received Coal Quality			
									Sulfur Content % (j)	BTU Content (BTU/lb) (k)	Ash Content % (l)	Moisture Content % (m)
1.	Gatliff Coal	8,TN,013	C	R&B	3,340.90			\$56.505	1.00	13,022	7.60	4.70
2.	Kerr McGee	10,1L,165	S	RB	102,178.00			\$33.868	1.30	12,099	6.44	11.04

(1) As Electro-Coal Transfer Facility is a central storage site for coal prior to its delivery to the power plant, the coal from suppliers noted on this schedule is usually delivered to Gannon Station but could ultimately be delivered to Big Bend Station.

MONTHLY REPORT OF COST AND QUALITY OF COAL FOR ELECTRIC PLANTS
 DETAILED PURCHASED COAL INVOICE INFORMATION

1. Reporting Month: August Year: 1995
2. Reporting Company: Tampa Electric Company
3. Plant Name: Electro-Coal Transfer Facility - Gannon Station (1)
4. Name, Title & Telephone Number of Contact Person Concerning Data
 Submitted on this Form: Jeffrey Chronister, Supervisor, Regulatory Accounting
 (813) - 228 - 1609
5. Signature of Official Submitting Form: 
 L. L. Lefler, Vice Pres. & Controller
6. Date Completed: October 13, 1995

Line No. (a)	Supplier Name (b)	Mine Location (c)	Purchase Type (d)	Tons (e)	F.O.B.(2) Mine Price (\$/Ton) (f)	Shorthaul & Loading Charges (\$/Ton) (g)	Original Invoice Price (\$/Ton) (h)	Retro-active Price Adjustments (\$/Ton) (i)	Base Price (\$/Ton) (j)	Quality Adjustments (\$/Ton) (k)	Effective Purchase Price (\$/Ton) (l)
1.	Gatliff Coal	8,TN,013	C	3,340.90	N/A	\$0.000		\$0.000		\$0.000	
2.	Kerr McGee	10,IL,165	S	102,178.00	N/A	\$0.000		\$0.000		\$0.000	

(1) As Electro-Coal Transfer Facility is a central storage site for coal prior to its delivery to the power plant, the coal from suppliers noted on this schedule is usually delivered to Gannon Station but could ultimately be delivered to Big Bend Station.

(2) Tampa Electric purchases coal F.O.B. shipping point or F.O.B. destination.

MONTHLY REPORT OF COST AND QUALITY OF COAL FOR ELECTRIC PLANTS
 DETAIL OF TRANSPORTATION CHARGES

1. Reporting Month: August Year: 1995
 2. Reporting Company: Tampa Electric Company
 3. Plant Name: Electro-Coal Transfer Facility - Gannon Station (1)

4. Name, Title & Telephone Number of Contact Person Concerning Data Submitted on this Form: Jeffrey Chronister, Supervisor, Regulatory Accounting (813) - 228 - 1609

5. Signature of Official Submitting Form: 
 L. L. Leffer, Vice Pres. & Controller

6. Date Completed: October 13, 1995

Line No. (a)	Supplier Name (b)	Mine Location (c)	Shipping Point (d)	Transport Mode (e)	Tons (f)	(2) Effective Purchase Price (\$/Ton) (g)	Add'l Shorthaul & Loadin Charges (\$/Ton) (h)	Rail Charges			Waterborne Charges				Total Transportion Charges (\$/Ton) (p)	Delivered Price Transfer Facilit (\$/Ton) (q)
								Rail Rate (\$/Ton) (i)	Other Rail Charges (\$/Ton) (j)	River Barge Rate (\$/Ton) (k)	Trans-loading Rate (\$/Ton) (l)	Ocean Barge Rate (\$/Ton) (m)	Other Water Charges (\$/Ton) (n)	Other Related Charges (\$/Ton) (o)		
1.	Gatliff Coal	B, TN, 013	Campbell Cnty, TN	R&B	3,340.90		\$0.000	\$0.000								\$56.505
2.	Kerr McGee	10, IL, 165	Saline Cnty, IL	RB	102,178.00		\$0.000	\$0.000								\$33.868

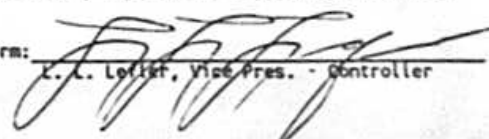
(1) As Electro-Coal Transfer Facility is a central storage site for coal prior to its delivery to the power plant, the coal from suppliers noted on this schedule is usually delivered to Gannon Station but could ultimately be delivered to Big Bend Station.

(2) Tampa Electric purchases coal F.O.B. shipping point or F.O.B. destination.

MONTHLY REPORT OF COST AND QUALITY OF COAL FOR ELECTRIC PLANTS
 ORIGIN, TONNAGE, DELIVERED PRICE AND AS RECEIVED QUALITY

4. Name, Title & Telephone Number of Contact Person Concerning Data
 Submitted on this Form: Jeffrey Chronister, Supervisor, Regulatory Accounting
 (813) - 228 - 1609

5. Signature of Official Submitting Form:



C. C. Lorist, Vice Pres. - Controller

6. Date Completed: October 13, 1995


- 1. Reporting Month: August Year: 1995
- 2. Reporting Company: Tampa Electric Company
- 3. Plant Name: Big Bend Station

Line No. (a)	Supplier Name (b)	Mine Location (c)	Purchase Type (d)	Transport Mode (e)	Tons (f)	Effective Purchase Price (\$/Ton) (g)	Total Transport Charges (\$/Ton) (h)	FOB Plant Price (\$/Ton) (i)	As Received Coal Quality			
									Sulfur Content % (j)	BTU Content (BTU/lb) (k)	Ash Content % (l)	Moisture Content % (m)
1.	Transfer Facility	N/A	N/A	08	217,958.00			\$50.168	2.11	11,713	9.40	10.31

MONTHLY REPORT OF COST AND QUALITY OF COAL FOR ELECTRIC PLANTS
 DETAILED PURCHASED COAL INVOICE INFORMATION

- 1. Reporting Month: August Year: 1995
- 2. Reporting Company: Tampa Electric Company
- 3. Plant Name: Big Bend Station

4. Name, Title & Telephone Number of Contact Person Concerning Data
 Submitted on this Form: Jeffrey Chronister, Supervisor, Regulatory Accounting
 (813) - 228 - 1609

5. Signature of Official Submitting Form: 
 L. C. Lefler, Vice Pres. & Controller

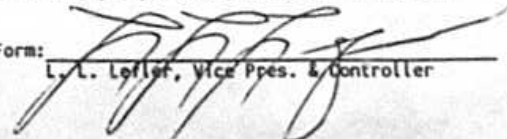
6. Date Completed: October 13, 1995

Line No. (a)	Supplier Name (b)	Mine Location (c)	Purchase Type (d)	Tons (e)	F.O.B. Mine Price (\$/Ton) (f)	Shorthaul & Loading Charges (\$/Ton) (g)	Original Invoice Price (\$/Ton) (h)	Retro-active Price Adjustments (\$/Ton) (i)	Base Price (\$/Ton) (j)	Quality Adjustments (\$/Ton) (k)	Effective Purchase Price (\$/Ton) (l)
1.	Transfer Facility	N/A	N/A	217,958.00	N/A	\$0.000		\$0.000		\$0.000	

MONTHLY REPORT OF COST AND QUALITY OF COAL FOR ELECTRIC PLANTS
 DETAIL OF TRANSPORTATION CHARGES

1. Reporting Month: August Year: 1995
 2. Reporting Company: Tampa Electric Company
 3. Plant Name: Big Bend Station

4. Name, Title & Telephone Number of Contact Person Concerning Data
 Submitted on this Form: Jeffrey Chronister, Supervisor, Regulatory Accounting
 (813) - 228 - 1609

5. Signature of Official Submitting Form: 
 L. L. Laffer, Vice Pres. & Controller

6. Date Completed: October 13, 1995


Line No. (a)	Supplier Name (b)	Mine Location (c)	Shipping Point (d)	Transport Mode (e)	Tons (f)	Effective Purchase Price (\$/Ton) (g)	Add'l Shorthaul & Loadin Charges (\$/Ton) (h)	Rail Charges		Waterborne Charges				Total Transportation Charges (\$/Ton) (p)	FOB Plant Price (\$/Ton) (q)	
								Rail Rate (\$/Ton) (i)	Other Rail Charges (\$/Ton) (j)	River Barge Rate (\$/Ton) (k)	Trans-loading Rate (\$/Ton) (l)	Ocean Barge Rate (\$/Ton) (m)	Water Related Charges (\$/Ton) (n)			Other Charges (\$/Ton) (o)
1.	Transfer Facility	N/A	Davant, La.	OB	217,958.00		\$0.000		\$0.000							\$50.168

MONTHLY REPORT OF COST AND QUALITY OF COAL FOR ELECTRIC PLANTS
ORIGIN, TONNAGE, DELIVERED PRICE AND AS RECEIVED QUALITY

- 1. Reporting Month: August Year: 1995
- 2. Reporting Company: Tampa Electric Company
- 3. Plant Name: Gannon Station

4. Name, Title & Telephone Number of Contact Person Concerning Data
Submitted on this Form: Jeffrey Chronister, Supervisor, Regulatory Accounting
(813) - 228 - 1609

5. Signature of Official Submitting Form:



L. V. Lefler, Vice Pres. - Controller

6. Date Completed: October 13, 1995

As Received Coal Quality

Line No. (a)	Supplier Name (b)	Mine Location (c)	Purchase Type (d)	Transport Mode (e)	Tons (f)	Effective Purchase Price (\$/Ton) (g)	Total Transport Charges (\$/Ton) (h)	FOB Plant Price (\$/Ton) (i)	As Received Coal Quality			
									Sulfur Content % (j)	BTU Content (BTU/lb) (k)	Ash Content % (l)	Moisture Content % (m)
1.	Transfer Facility	N/A	N/A	OB	138,871.00			\$49.442	1.24	11,666	7.55	12.26
2.	Gatliff Coal	8,KY,235	LTC	UR	88,385.00			\$58.178	0.99	12,901	5.63	8.03
3.	Gatliff Coal	8,KY,195	LTC	UR	16,186.00			\$60.325	1.35	12,992	7.85	5.28
4.	Gatliff Coal	8,KY,121	S	UR	7,448.00			\$43.260	1.25	12,383	11.50	5.10

MONTHLY REPORT OF COST AND QUALITY OF COAL FOR ELECTRIC PLANTS
 DETAILED PURCHASED COAL INVOICE INFORMATION

- 1. Reporting Month: August Year: 1995
- 2. Reporting Company: Tampa Electric Company
- 3. Plant Name: Gannon Station

4. Name, Title & Telephone Number of Contact Person Concerning Data
 Submitted on this Form: Jeffrey Chronister, Supervisor, Regulatory Accounting
 (813) - 228 - 1609

5. Signature of Official Submitting Form:


 L. L. Letler, Vice Pres. & Controller

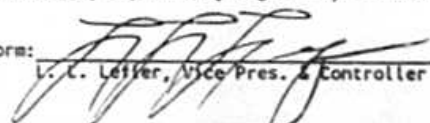
6. Date Completed: October 13, 1995

Line No. (a)	Supplier Name (b)	Mine Location (c)	Purchase Type (d)	Tons (e)	F.O.B. Mine Price (\$/Ton) (f)	Shorthaul & Loading Charges (\$/Ton) (g)	Original Invoice Price (\$/Ton) (h)	Retro-active Price Adjustments (\$/Ton) (i)	Base Price (\$/Ton) (j)	Quality Adjustments (\$/Ton) (k)	Effective Purchase Price (\$/Ton) (l)
1.	Transfer Facility	N/A	N/A	138,871.00	N/A	\$0.000		\$0.000		\$0.000	
2.	Gatliff Coal	8,KY,235	LTC	88,385.00	N/A	\$0.000		\$0.000		\$0.000	
3.	Gatliff Coal	8,KY,195	LTC	16,186.00	N/A	\$0.000		\$0.000		\$0.000	
4.	Gatliff Coal	8,KY,121	S	7,448.00	N/A	\$0.000		\$0.000		\$0.000	

MONTHLY REPORT OF COST AND QUALITY OF COAL FOR ELECTRIC PLANTS
 DETAIL OF TRANSPORTATION CHARGES

- 1. Reporting Month: August Year: 1995
- 2. Reporting Company: Tampa Electric Company
- 3. Plant Name: Gannon Station

4. Name, Title & Telephone Number of Contact Person Concerning Data
 Submitted on this Form: Jeffrey Chronister, Supervisor, Regulatory Accounting
 (813) - 228 - 1609

5. Signature of Official Submitting Form: 
 L. C. Leffer, Vice Pres. & Controller


6. Date Completed: October 13, 1995

Line No. (a)	Supplier Name (b)	Mine Location (c)	Shipping Point (d)	Transport Mode (e)	Tons (f)	Effective Purchase Price (\$/Ton) (g)	Add'l Shorthaul & Loadin Charges (\$/Ton) (h)	Rail Charges		Waterborne Charges				Total		
								Rail Rate (\$/Ton) (i)	Other Rail Charges (\$/Ton) (j)	River Barge Rate (\$/Ton) (k)	Trans-loading Rate (\$/Ton) (l)	Ocean Barge Rate (\$/Ton) (m)	Other Water Charges (\$/Ton) (n)	Other Related Charges (\$/Ton) (o)	Transportation Charges (\$/Ton) (p)	FOB Plant Price (\$/Ton) (q)
1.	Transfer Facility	N/A	Davant, La.	OB	138,871.00		\$0.000		\$0.000							\$49.442
2.	Gatliff Coal	8,KY,235	Whitley Cnty, KY	UR	88,385.00		\$0.000		\$0.000							\$58.178
3.	Gatliff Coal	8,KY,195	Pike Cnty, KY	UR	16,186.00		\$0.000		\$0.000							\$60.325
4.	Gatliff Coal	8,KY,121	Knox Cnty, KY	UR	7,448.00		\$0.000		\$0.000							\$43.260

MONTHLY REPORT OF COST AND QUALITY OF COAL FOR ELECTRIC PLANTS
REPORT OF ADJUSTMENTS TO PREVIOUS COAL DELIVERED

1. Reporting Month: August Year: 1995
2. Reporting Company: Tampa Electric Company

3. Name, Title & Telephone Number of Contact Person Concerning Data
Submitted on this Form: Jeffrey Chronister, Manager Financial Reporting
(813) 228 - 1609

4. Signature of Official Submitting Form: 
L. L. Lefler, Vice Pres. - Controller


5. Date Completed: October 13, 1995

Line No. (a)	Month Reported (b)	Form Plant Name (c)	Intended Generating Plant (d)	Supplier (e)	Original Line Number (f)	Old Volume Tons (g)	Form No. (h)	Column Designator & Title (i)	Old Value (j)	New Value (k)	Delivered Price Transfer Facility (\$/Ton) (l)	Reason for Revision (m)
1.	September, 1994	Transfer Facility	Gannon	Gatliff Coal	1.	58,533.00	423-2(b)	Col. (i), Rail Rate			\$61.416	Transportation Cost Adj
2.	September, 1994	Transfer Facility	Gannon	Gatliff Coal	2.	22,735.00	423-2(b)	Col. (i), Rail Rate			\$52.656	Transportation Cost Adj
3.	September, 1994	Gannon	Gannon	Gatliff Coal	2.	61,742.00	423-2(b)	Col. (i), Rail Rate			\$58.677	Transportation Cost Adj
4.	September, 1994	Gannon	Gannon	Gatliff Coal	3.	31,078.00	423-2(b)	Col. (i), Rail Rate			\$57.506	Transportation Cost Adj
5.	October, 1994	Transfer Facility	Gannon	Gatliff Coal	1.	19,366.00	423-2(b)	Col. (i), Rail Rate			\$62.740	Transportation Cost Adj
6.	October, 1994	Transfer Facility	Gannon	Gatliff Coal	2.	27,167.00	423-2(b)	Col. (i), Rail Rate			\$52.815	Transportation Cost Adj
7.	October, 1994	Gannon	Gannon	Gatliff Coal	2.	81,729.00	423-2(b)	Col. (i), Rail Rate			\$58.922	Transportation Cost Adj
8.	October, 1994	Gannon	Gannon	Gatliff Coal	3.	49,472.00	423-2(b)	Col. (i), Rail Rate			\$58.993	Transportation Cost Adj
9.	November, 1994	Transfer Facility	Gannon	Gatliff Coal	1.	20,692.00	423-2(b)	Col. (i), Rail Rate			\$63.545	Transportation Cost Adj
10.	November, 1994	Gannon	Gannon	Gatliff Coal	2.	110,544.00	423-2(b)	Col. (i), Rail Rate			\$58.635	Transportation Cost Adj
11.	November, 1994	Gannon	Gannon	Gatliff Coal	3.	34,628.00	423-2(b)	Col. (i), Rail Rate			\$60.469	Transportation Cost Adj
12.	December, 1994	Transfer Facility	Big Bend	Gatliff Coal	9.	26,485.00	423-2(b)	Col. (i), Rail Rate			\$71.655	Transportation Cost Adj
13.	December, 1994	Transfer Facility	Big Bend	Gatliff Coal	9.	26,485.00	423-2(b)	Col. (k), River Barge			\$63.545	Transportation Cost Adj
14.	December, 1994	Gannon	Gannon	Gatliff Coal	2.	93,970.00	423-2(b)	Col. (i), Rail Rate			\$58.670	Transportation Cost Adj
15.	December, 1994	Gannon	Gannon	Gatliff Coal	3.	50,036.00	423-2(b)	Col. (i), Rail Rate			\$60.416	Transportation Cost Adj

MONTHLY REPORT OF COST AND QUALITY OF COAL FOR ELECTRIC PLANTS
REPORT OF ADJUSTMENTS TO PREVIOUS COAL DELIVERED

1. Reporting Month: August Year: 1995
2. Reporting Company: Tampa Electric Company

3. Name, Title & Telephone Number of Contact Person Concerning Data
Submitted on this Form: Jeffrey Chronister, Manager Financial Reporting
(813) 228 - 1609

4. Signature of Official Submitting Form:  L. L. Lefler, Vice Pres. - Controller


5. Date Completed: October 13, 1995

Line No. (a)	Month Reported (b)	Form Plant Name (c)	Intended Generating Plant (d)	Supplier (e)	Original Line Number (f)	Old Volume Tons (g)	Form No. (h)	Column Designator & Title (i)	Old Value (j)	New Value (k)	Delivered Price Transfer Facility (\$/Ton) (l)	Reason for Revision (m)
1.	March, 1995	Transfer Facility	Gannon	Gatliff Coal	1.	9,518.60	423-2(b)	Col. (i), Rail Rate			\$56.762	Transportation Cost Adj
2.	March, 1995	Transfer Facility	Gannon	Gatliff Coal	2.	20,728.20	423-2(b)	Col. (i), Rail Rate			\$56.762	Transportation Cost Adj
3.	March, 1995	Gannon	Gannon	Gatliff Coal	2.	95,290.00	423-2(b)	Col. (i), Rail Rate			\$57.682	Transportation Cost Adj
4.	March, 1995	Gannon	Gannon	Gatliff Coal	3.	36,407.00	423-2(b)	Col. (i), Rail Rate			\$59.526	Transportation Cost Adj
5.	April, 1995	Transfer Facility	Gannon	Gatliff Coal	1.	12,425.60	423-2(a)	Col. (k), Quality Adj	\$0.000	\$1.503	\$58.691	Quality Adjustment
6.	April, 1995	Transfer Facility	Gannon	Gatliff Coal	2.	22,943.65	423-2(a)	Col. (k), Quality Adj	\$0.000	\$1.503	\$58.691	Quality Adjustment
7.	April, 1995	Gannon	Gannon	Gatliff Coal	2.	71,383.00	423-2(b)	Col. (i), Rail Rate			\$58.294	Transportation Cost Adj
8.	April, 1995	Gannon	Gannon	Gatliff Coal	2.	71,383.00	423-2(a)	Col. (k), Quality Adj	\$0.000	\$1.503	\$59.797	Quality Adjustment
9.	April, 1995	Gannon	Gannon	Gatliff Coal	3.	16,238.00	423-2(b)	Col. (i), Rail Rate			\$59.094	Transportation Cost Adj
10.	April, 1995	Gannon	Gannon	Gatliff Coal	3.	16,238.00	423-2(a)	Col. (k), Quality Adj	\$0.000	\$1.503	\$60.597	Quality Adjustment
11.	May, 1995	Transfer Facility	Gannon	Gatliff Coal	1.	6,559.45	423-2(a)	Col. (k), Quality Adj	\$0.000	\$1.503	\$58.373	Quality Adjustment
12.	May, 1995	Transfer Facility	Gannon	Gatliff Coal	2.	7,701.45	423-2(a)	Col. (k), Quality Adj	\$0.000	\$1.503	\$58.373	Quality Adjustment
13.	May, 1995	Gannon	Gannon	Gatliff Coal	2.	88,426.00	423-2(b)	Col. (i), Rail Rate			\$57.909	Transportation Cost Adj
14.	May, 1995	Gannon	Gannon	Gatliff Coal	2.	88,426.00	423-2(a)	Col. (k), Quality Adj	\$0.000	\$1.503	\$59.412	Quality Adjustment
15.	May, 1995	Gannon	Gannon	Gatliff Coal	3.	17,959.00	423-2(b)	Col. (i), Rail Rate			\$60.088	Transportation Cost Adj

MONTHLY REPORT OF COST AND QUALITY OF COAL FOR ELECTRIC PLANTS
REPORT OF ADJUSTMENTS TO PREVIOUS COAL DELIVERED

1. Reporting Month: August Year: 1995
2. Reporting Company: Tampa Electric Company

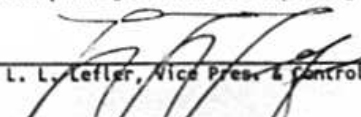
3. Name, Title & Telephone Number of Contact Person Concerning Data
Submitted on this Form: Jeffrey Chronister, Manager Financial Reporting
(813) 228 - 1609

4. Signature of Official Submitting Form: 
L. L. Lett, Vice Pres. - Controller

5. Date Completed: October 13, 1995

Line No. (a)	Month Reported (b)	Form Plant Name (c)	Intended Generating Plant (d)	Supplier (e)	Original Line Number (f)	Old Volume Tons (g)	Form No. (h)	Column Designator & Title (i)	Old Value (j)	New Value (k)	Delivered Price Transfer Facility (\$/Ton) (l)	Reason for Revision (m)
1.	May, 1995	Gannon	Gannon	Gatliff Coal	3.	17,959.00	423-2(a)	Col. (k), Quality Adj	\$0.000	\$1.503	\$61.591	Quality Adjustment
2.	June, 1995	Transfer Facility	Gannon	Gatliff Coal	1.	7,374.55	423-2(a)	Col. (k), Quality Adj	\$0.000	\$1.503	\$59.960	Quality Adjustment
3.	June, 1995	Transfer Facility	Gannon	Gatliff Coal	2.	9,634.50	423-2(a)	Col. (k), Quality Adj	\$0.000	\$1.503	\$59.960	Quality Adjustment
4.	June, 1995	Gannon	Gannon	Gatliff Coal	2.	86,908.00	423-2(b)	Col. (i), Rail Rate			\$58.003	Transportation Cost Adj
5.	June, 1995	Gannon	Gannon	Gatliff Coal	2.	86,908.00	423-2(a)	Col. (k), Quality Adj	\$0.000	\$1.503	\$59.506	Quality Adjustment
6.	June, 1995	Gannon	Gannon	Gatliff Coal	3.	17,658.00	423-2(b)	Col. (i), Rail Rate			\$60.197	Transportation Cost Adj
7.	June, 1995	Gannon	Gannon	Gatliff Coal	3.	17,658.00	423-2(a)	Col. (k), Quality Adj	\$0.000	\$1.503	\$61.700	Quality Adjustment
8.	January, 1995	Transfer Facility	Big Bend	Basin Resources	6.	75,725.66	423-2(b)	Col. (i), Rail Rate			\$47.553	Transportation Cost Adj
9.	February, 1995	Transfer Facility	Big Bend	Basin Resources	6.	62,456.13	423-2(b)	Col. (i), Rail Rate			\$48.484	Transportation Cost Adj
10.	March, 1995	Transfer Facility	Big Bend	Basin Resources	6.	63,134.77	423-2(b)	Col. (i), Rail Rate			\$46.477	Transportation Cost Adj
11.	April, 1995	Transfer Facility	Big Bend	Basin Resources	4.	51,542.54	423-2(b)	Col. (i), Rail Rate			\$46.814	Transportation Cost Adj
12.	June, 1995	Transfer Facility	Big Bend	Basin Resources	3.	63,546.31	423-2(b)	Col. (i), Rail Rate			\$48.125	Transportation Cost Adj
13.	July, 1995	Transfer Facility	Big Bend	Basin Resources	3.	61,951.34	423-2(b)	Col. (i), Rail Rate			\$48.071	Transportation Cost Adj
14.	April, 1995	Transfer Facility	Big Bend	Peabody Development	5.	19,140.20	423-2(a)	Col. (k), Quality Adj	\$0.000	\$1.940	\$40.623	Quality Adjustment
15.	May, 1995	Transfer Facility	Big Bend	Peabody Development	5.	22,155.80	423-2(a)	Col. (k), Quality Adj	\$0.000	\$1.940	\$40.310	Quality Adjustment

MONTHLY REPORT OF COST AND QUALITY OF COAL FOR ELECTRIC PLANTS
REPORT OF ADJUSTMENTS TO PREVIOUS COAL DELIVERED

- 1. Reporting Month: August Year: 1995
- 2. Reporting Company: Tampa Electric Company
- 3. Name, Title & Telephone Number of Contact Person Concerning Data Submitted on this Form: Jeffrey Chronister, Manager Financial Reporting (813) 228 - 1609
- 4. Signature of Official Submitting Form:  L. L. Lefler, Vice Pres. & Controller
- 5. Date Completed: October 13, 1995

Line No. (a)	Month Reported (b)	Form Plant Name (c)	Intended Generating Plant (d)	Supplier (e)	Original Line Number (f)	Old Volume Tons (g)	Form No. (h)	Column Designator & Title (i)	Old Value (j)	New Value (k)	Delivered Price Transfer Facility (\$/Ton) (l)	Reason for Revision (m)
1.	June, 1995	Transfer Facility	Big Bend	Peabody Development	4.	25,759.00	423-2(a)	Col. (k), Quality Adj	\$0.000	\$1.940	\$41.897	Quality Adjustment
2.	June, 1995	Transfer Facility	Big Bend	Peabody Development	2.	41,662.30	423-2(a)	Col. (k), Quality Adj	\$0.000	\$0.234	\$31.071	Quality Adjustment
3.	June, 1995	Transfer Facility	Big Bend	Peabody Development	7.	3,152.30	423-2(a)	Col. (k), Quality Adj	\$0.000	\$0.234	\$30.341	Quality Adjustment
4.												
5.												
6.												
7.												
8.												
9.												
10.												
11.												
12.												
13.												
14.												
15.												