

805

**GATLIN, WOODS & CARLSON**  
Attorneys at Law  
a partnership including a professional association

The Mahan Station  
1709-D Mahan Drive  
Tallahassee, Florida 32308

**ORIGINAL  
FILE COPY**

TELEPHONE (904) 877-7191  
TELEFAX (904) 877-9031

B. KENNETH GATLIN, P.A.  
THOMAS F. WOODS  
JOHN D. CARLSON  
WAYNE L. SCHIEFELBEIN

April 3, 1996

**HAND DELIVERY**

Ms. Blanca S. Bayo, Director  
Division of Records and Reporting  
Florida Public Service Commission  
2540 Shumard Oak Blvd.  
Tallahassee, Florida 32399-0850

RE: Docket No. 950387-SU  
Application of Florida Cities Water Company, North Ft. Myers Division,  
for an Increase in Wastewater Rates in Lee County, Florida

Dear Ms. Bayo:

Enclosed for filing are an original and fifteen copies of our Certificate of Service and Rebuttal Testimony with Exhibits of the following persons:

- 1) Michael Acosta; 03833-96
- 2) Julie L. Karleskint with the following exhibit: 03834-96  
Exhibit \_\_\_ (JLK-4) Letter to Jim Bishop, Lochmoor Country Club, with signed Reuse Agreement;
- 3) Robert Dick; 03835-96
- 4) Douglas R. Young; 03836-96
- 5) Larry N. Coel, with the following exhibits: 03837-96  
Exhibit \_\_\_ (LC-3) Affiliate Transactions Audit Report  
Exhibit \_\_\_ (LC-4) Letter from Charles Hill dated May 23, 1995 establishing the MFRs filing date  
Exhibit \_\_\_ (LC-5) Rate Case Expenses (Through HEARING); and
- 6) Joseph Schifano; 03838-96
- 7) Thomas A. Cummings, with the following exhibit: 03839-96  
Exhibit \_\_\_ (TAC-1) Notification of completion of construction

ACK ✓  
 AFA 2  
 APP \_\_\_\_\_  
 CAF \_\_\_\_\_  
 CMU \_\_\_\_\_  
 CTR \_\_\_\_\_  
 EAG \_\_\_\_\_  
 LEG 1  
 LIN 3  
 OPC \_\_\_\_\_  
 RCH \_\_\_\_\_  
 SEC \_\_\_\_\_  
 WAS Willis  
 OTH \_\_\_\_\_


RECEIVED & FILED

Willis  
FPSC-BUREAU OF RECORDS

Letter to Blanca S. Bayo, Director  
April 3, 1996  
Page 2 of 2

Please acknowledge receipt of foregoing by stamping the enclosed extra copy of this letter and returning same to my attention.

Very truly yours,

A handwritten signature in cursive script that reads "B. Kenneth Gatlin". The signature is written in dark ink and is positioned above the printed name.

B. Kenneth Gatlin

BKG/met  
Enclosures

BEFORE THE FLORIDA PUBLIC SERVICE COMMISSION

Re: Application of Florida Cities Water )  
Company, North Ft. Myers Division, )  
for an increase in wastewater rates in )  
Lee County, Florida )

Docket No. 950387-SU

Filed: April 3, 1996

**CERTIFICATE OF SERVICE**

I HERBY CERTIFY that a true and correct copy of the following Rebuttal Testimony and Exhibit:

- 1) Michael Acosta;
- 2) Julie L. Karleskint with the following exhibit:  
Exhibit \_\_\_ (JLK-4) Letter to Jim Bishop, Lochmoor Country Club, with signed Reuse Agreement;
- 3) Robert Dick;
- 4) Douglas R. Young;
- 5) Larry N. Coel, with the following exhibits:  
Exhibit \_\_\_ (LC-3) Affiliate Transactions Audit Report  
Exhibit \_\_\_ (LC-4) Letter from Charles Hill dated May 23, 1995 establishing the MFRs filing date  
Exhibit \_\_\_ (LC-5) Rate Case Expenses (Through HEARING)
- 6) Joseph Schifano;
- 7) Thomas A. Cummings, with the following exhibit:  
Exhibit \_\_\_ (TAC-1) Notification of completion of construction

has been furnished by hand delivery to Mr. Ralph Jaeger, Esquire, Division of Legal Services, Florida Public Service Commission, 2540 Shumard Oak Boulevard, Tallahassee, Florida 32399-0850, and to Harold McLean, Esquire, Office of Public Counsel, 111 W. Madison Street, Room 812, Claude Pepper Building, Tallahassee, Florida 32399-1400, and by regular U.S. Mail on this 3rd day of April, 1996 to:

Harry Bowne  
4274 Harbour Lane  
N. Ft. Myers, FL 33903

Nancy L. McCullough  
683 Camellia Drive  
N. Ft. Myers, FL 33903

Eugene W. Brown  
2069 W. Lakeview Boulevard  
N. Ft. Myers, FL 33903

Fay A. Schweim  
4640 Vinsetta Avenue  
N. Ft. Myers, FL 33903

Eugene F. Pettenelli  
4300 Glasgow Court  
N. Ft. Myers, FL 33903

Jerilyn L. Victor  
1740 Dockway Drive  
N. Ft. Myers, FL 33903

Beverly and Robert Hemenway  
4325 S. Atlantic Circle  
N. Ft. Myers, FL 33903

C. Belle Morrow  
691 Camellia Drive  
N. Ft. Myers, FL 33903

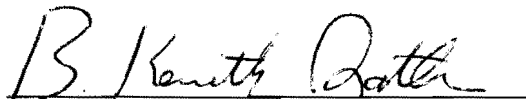
Dawn E. Coward  
951 Tropical Palm Avenue  
N. Ft. Myers, FL 33903

Kevin A. Morrow  
905 Poinsettia Drive  
N. Ft. Myers, FL 33903

Doris T. Hadley  
1740 Dockway Drive  
N. Ft. Myers, FL 33903

Cheryl Walla  
1750 Dockway Drive  
N. Ft. Myers, FL 33903

Respectfully submitted



B. Kenneth Gatlin  
Fla. Bar #0027966  
Gatlin, Woods, Carlson & Cowdery  
1709-D Mahan Drive  
Tallahassee, Florida 32308  
(904) 877-7191

Attorneys for  
FLORIDA CITIES WATER COMPANY

1 FLORIDA CITIES WATER COMPANY

2 NORTH FT. MYERS DIVISION

3 WASTEWATER OPERATIONS

4 REBUTTAL TESTIMONY OF LARRY N. COEL

5 Docket No. 950387-SU

ORIGINAL  
FILE COPY

- 6 Q. Please state your name and business address.
- 7 A. Larry N. Coel, 4837 Swift Road, P.O. Box 21597, Suite  
8 100, Sarasota, Florida 34231.
- 9 Q. Are you the same Larry N. Coel who previously filed  
10 testimony in this rate proceeding, Docket No. 950387-  
11 SU?
- 12 A. Yes.
- 13 Q. What is the purpose of this rebuttal testimony?
- 14 A. The purpose of this rebuttal testimony is to refute  
15 the positions of certain issues presented in the  
16 Direct Testimony and related exhibits of Office of  
17 Public Counsel (OPC) witness Kimberly H. Dismukes and  
18 intervenor Cheryl Walla.
- 19 Q. What issues addressed by Kimberly H. Dismukes (KHD)  
20 will you be refuting?
- 21 A. These issues are as follows:
- 22 1) Proposed income taxes as shown on Ms.  
23 Dismukes Exhibit \_\_\_\_\_(KHD-1), Schedule 2.
- 24 2) Proposed taxes other than income as shown on  
25 Ms. Dismukes Exhibit \_\_\_\_\_(KHD-1), Schedule

- 1                                   2.  
2                   3)   Proposed revenue reduction for wastewater  
3                                   operations (KHD page 3).  
4                   4)   Proposed reduction to cost of long-term debt  
5                                   (KHD pages 4-5).  
6                   5)   Index increases to certain Operating and  
7                                   Maintenance Expense items (KHD pages 6-9).  
8                   6)   Affiliated company charges and cost  
9                                   allocations (KHD pages 9-16).  
10                  7)   Salary discrepancies (KHD page 13).  
11                  8)   Reduce rate case expenses already included  
12                                  in test year expenses (KHD page 17).  
13                  9)   Working Capital Adjustments (KHD pages 17-  
14                                  18).

15 Q.   What issues addressed by Cheryl Walla will you be  
16       refuting?

17 A.   These issues are as follows:

- 18                  1)   Bill inserts (CW page 8).  
19                  2)   DOJ legal expenses (CW page 9).

20       REBUTTAL TO MS. DISMUKES

21 Q.   To your knowledge, has OPC's witness Kimberly H.  
22       Dismukes performed an on-site financial audit of FCWC,  
23       FCWC's North Ft. Myers Division, or FCWC's affiliated  
24       company transactions at FCWC's General Office in  
25       Sarasota Florida during this rate case proceeding to

1           obtain additional information?

2   A.   No.  To my knowledge Ms. Dismukes has not performed an  
3           on-site audit.

4   Q.   To your knowledge, has OPC's witness Kimberly H.  
5           Dismukes generated or served any interrogatories or  
6           document requests to FCWC or FCWC's North Ft. Myers  
7           Division during this rate case proceeding to obtain  
8           additional information?

9   A.   No.  To my knowledge Ms. Dismukes has not.

10  Q.   To your knowledge, has the PSC performed an on-site  
11           financial audit of FCWC, FCWC's North Ft. Myers  
12           Division, and FCWC's affiliated company transactions  
13           at FCWC's General Office in Sarasota Florida during  
14           this rate case proceeding to obtain additional  
15           information?

16  A.   Yes.  The PSC has performed an on-site audit.

17  Q.   Does Ms Dismukes offer any testimony or exhibits in  
18           support of a 13-month average rate base or in  
19           opposition to a year end rate base for wastewater?

20  A.   No.

21  Q.   On Exhibit \_\_\_\_\_(KHD-1), Schedule 2, of Ms. Dismukes'  
22           Direct Testimony, income taxes is shown as \$41,486.  
23           Do you know how she arrived at that figure?

24  A.   No.  Ms. Dismukes provides no supporting schedule or  
25           backup for income taxes in her Direct Testimony.

- 1 Q. Do you believe that her income tax calculation is  
2 correct?
- 3 A. No. The income tax amount shown on Schedule 2 appears  
4 to be unreasonably too low.
- 5 Q. How did you come to this conclusion?
- 6 A. Ms. Dismukes' marginal income tax factor calculates  
7 out to be income taxes divided by operating income  
8 (\$41,486 / \$538,792) or 7.7%. Based on the MFR's,  
9 page 30, this factor is 22.4% (\$171,292 / \$763,108)  
10 and based on the PSC's PAA Order No. PSC-95-1360-FOF-  
11 SU (11/2/95) this factor is 21.6% (\$155,245 /  
12 \$718,465). Since the MFR based factor is reasonably  
13 close to the PSC's PAA Order based factor, it would  
14 appear that Ms. Dismukes calculation is in error.
- 15 Q. How would you propose that the income taxes be  
16 calculated if any adjustments are made to your filing?
- 17 A. While this amount is subject to the resolution of  
18 other issues, the PSC staff should recalculate income  
19 taxes in a manner similar to that used in the PAA  
20 Order Schedule 3-A, since it appears to be reasonable.
- 21 Q. On Exhibit \_\_\_\_\_(KHD-1), Schedule 2, of Ms. Dismukes'  
22 Direct Testimony, taxes other than income is adjusted  
23 by (\$34,553). Do you know what this adjustment is for  
24 and how she arrived at this figure?
- 25 A. Yes, I believe so. Ms. Dismukes provided a supporting



1 schedule titled "Property Tax Adjustment" after  
2 Schedule 14 in her Direct Testimony. This schedule  
3 calculates an adjustment (reduction) to property taxes  
4 due non-used and useful plant. This calculation is  
5 based on the non-used and useful percentage, which is  
6 significantly in error. The treatment facilities are  
7 100% used and useful as presented in the Direct  
8 Testimony of Douglas R. Young.

9 Q. Do you believe that Ms. Dismukes' adjustment to taxes  
10 other than income is correct?

11 A. No. The taxes other than income adjustment shown on  
12 Schedule 2 is based on an incorrect used and useful  
13 percentage. In addition, Ms. Dismukes did not make  
14 any adjustment for regulatory assessment fees, which  
15 is calculated as 4.5% of revenues and is part of taxes  
16 other than income.

17 Q. Did you make such an adjustment for regulatory  
18 assessment fees in the MFRs?

19 A. Yes, in the MFRs, page 37, line 11.

20 Q. How would you propose that taxes other than income be  
21 calculated if any adjustments are made to your filing?

22 A. While this amount is subject to the resolution of  
23 other issues, the PSC staff should recalculate taxes  
24 other than income in a manner similar to that used in  
25 the PAA Order Schedule 3-A, since it appears to be

1 reasonable.

2 Q. Do you have any comments regarding Ms. Dismukes'  
3 proposed revenue reduction for wastewater operations?

4 A. Yes. On page 3, lines 8-9, of Ms. Dismukes' Direct  
5 Testimony, Ms. Dismukes states, "As shown on Schedule  
6 2, the adjustments that I propose produce a revenue  
7 decrease of \$256,700. This compares to the Company's  
8 requested rate increase of \$480,078 and the  
9 Commission's PAA Ordered rate increase of \$377,772."  
10 Ms. Dismukes' proposed decrease is based upon numerous  
11 adjustments of which the most significant one is  
12 determined by the used and useful percentage. FCWC's  
13 witness Mr. Douglas R. Young will be rebutting Ms.  
14 Dismukes 49.34% used and useful calculation. I will  
15 be addressing primarily the balance of Ms. Dismukes'  
16 adjustments, which are unsupported and should be  
17 rejected. The revenue increase should be as proposed  
18 in FCWC's MFRs and adjusted as the record is  
19 developed.

20 Q. Do you have any comments regarding the cost of long-  
21 term debt?

22 A. Yes. On pages 4-5 of Ms. Dismukes' Direct Testimony,  
23 Ms. Dismukes proposes adjustments to account for the  
24 \$18,000,000 bond issue that was anticipated in FCWC's  
25 more recent Barefoot Bay rate case (Docket No. 951258-

1           WS). At the time of preparing the North Ft. Myers  
2           MFRs, which were filed on May 19, 1995, the  
3           anticipated capital balances were as presented in the  
4           MFRs for North Ft. Myers. Since then there has been  
5           an \$18,000,000, 7.27% senior note issue in December  
6           1995 as well as a \$2,000,000 parent company equity  
7           investment made in December 1995.

8    Q.    Do you have any comments regarding Ms. Dismukes'  
9           growth and index adjustments?

10   A.    Yes. On page 6, lines 13-16, of Ms. Dismukes' Direct  
11           Testimony, Ms. Dismukes states, "The Company  
12           essentially assumed that regardless of the  
13           circumstances or the account, its expenses would  
14           increase in 1995 equal to the increase in customers  
15           and inflation. I do not believe that it is realistic  
16           to assume that expenses will automatically increase."  
17           In the MFRs, FCWC made numerous such adjustments, some  
18           based on customer growth and inflation, and some based  
19           only on growth. FCWC used a 1.62% growth factor and  
20           a 1.95% inflation factor (based on the PSC's 1995  
21           Price Index Factor) for wastewater operations. FCWC's  
22           utilization of the PSC's Price Index Factor to cover  
23           anticipated inflation in the projected test year is in  
24           lieu of filing a Price Index Application immediately  
25           following this rate case proceeding. FCWC believes it

1 is reasonable and more prudent to incorporate this  
2 anticipated expense increase within this rate  
3 proceeding. While Ms. Dismukes does not "believe that  
4 it is realistic to assume that expenses will  
5 automatically increase", it is unrealistic to assume  
6 that expenses will remain exactly the same or  
7 decrease.

8 It has been FCWC's position in previous rate cases  
9 that when a projected test year is used, it is  
10 reasonable to utilize some growth and inflation  
11 factors and make other reasonable adjustments,  
12 increases, or decreases. Ms. Dismukes' total expense  
13 adjustments related to growth and inflation amounted  
14 to \$4,694 (\$7,494- \$2,800) (Ms. Dismukes' Schedule 7).  
15 Ms. Dismukes adjustments are unsupported and should be  
16 rejected.

17 Q. Do you have any specific comments regarding Ms.  
18 Dismukes' expense adjustments discussed on pages 5-9,  
19 beginning on line 5 regarding the following:

- |    |                           |           |              |
|----|---------------------------|-----------|--------------|
| 20 | 1) Contract-Other         | (\$2,800) | Postage      |
| 21 | 2) Materials & Supplies   | (\$227)   | Growth/Infl. |
| 22 | 3) transportation         | (\$1,269) | Growth/Infl. |
| 23 | 4) Miscellaneous Expenses | (\$3,198) | Growth/Infl. |

24 A. Yes. This portion of Ms. Dismukes' Direct Testimony  
25 addresses several items and eliminates from the

1 revenue requirement certain adjustments in the MFRs  
2 which FCWC believes are reasonable and appropriate.

3 (1) On page 8, lines 6-8, Ms. Dismukes states that,  
4 "Since the proposed cost increase is merely the  
5 difference between the cost of sending a post  
6 card versus an envelope, the Company's estimate  
7 is over stated."

8 The cost associated with the stuffed bill  
9 including the extra paper cost for the larger  
10 bill, an envelope, and a return envelope are more  
11 than the cost of the postcard bill. In addition  
12 since the last rate application there has been an  
13 increase in postage rates.

14 Ms. Dismukes recommends that there should be a  
15 reduction of cost due to increased cash flow.  
16 Ms. Dismukes provides no evidence to support her  
17 position.

18 Ms. Dismukes also indicates that postage should  
19 be reduced because there will be a lack of  
20 separate mailings. In the past, separate  
21 mailings have been rarely used because of the  
22 expense. It was not until FCWC went to the  
23 stuffed billings did FCWC have a cost effective  
24 means to communicate with its customers.

25 The primary benefits of this full sized bill

1 format to FCWC customers, as addressed in the  
2 Direct Testimony of Robert Dick, is the improved  
3 readability, ability to include additional  
4 information, such as historic usage, and messages  
5 on the bill, and the inclusion of bill inserts in  
6 lieu of separate mailings.

7 (2) On page 7, lines 5-8, Ms. Dismukes removes FCWC's  
8 \$227 adjustment to materials and supplies, since  
9 the actual expense decreased during the last half  
10 on 1995. While this particular expense  
11 decreased, surely other expenses have increased  
12 above FCWC's projections. To adjust or true-up  
13 one expense item creates a mismatch.

14 (3) On page 7, lines 5-8, Ms. Dismukes removes FCWC's  
15 \$1,269 adjustment to transportation since the  
16 actual expense decreased from 1993 to 1994.  
17 While this particular expense decreased, other  
18 expenses have increased. To adjust or true-up  
19 one expense item creates a mismatch.

20 (4) On page 8, beginning on line 19, Ms. Dismukes'  
21 removes \$3,198 of miscellaneous expenses  
22 attributed to growth and projected inflation.  
23 The basis of her adjustment begins on page 9,  
24 lines 2-4, where Ms. Dismukes questions the  
25 significant increase in this expense from the

1 year ending June 30, 1993 to the year ending  
2 December 31, 1994.

3 Q. Can you comment on this significant increase?

4 A. Yes. Most of this increase is due to an increase  
5 in required sample analysis as stated in the  
6 MFRs, page 47. Sample analysis costs increased  
7 from \$13,632 for the year ending June 30, 1993 to  
8 \$20,138 for the year ending December 31, 1994.  
9 Specifically, this expense increase is for  
10 additional sample analysis testing related to the  
11 State Operating Permit issued August 25, 1993  
12 which required a significant increased sampling  
13 requirements for this facility and the  
14 Caloosahatchee River. The permit required  
15 additional toxicity testing to be performed as  
16 well as a quarterly monitoring program which  
17 required testing for such parameters as Nitrogen,  
18 Ammonia Nitrogen, Total Phosphorous, total  
19 suspended solids, CBOD5, salinity, dissolved  
20 oxygen, surface Ph, turbidity, chlorophyll, total  
21 coliform and fecal coliform at the discharge,  
22 upstream of the discharge and downstream of the  
23 discharge within the Caloosahatchee River. The  
24 permit also required sampling the effluent for  
25 all applicable Class III Marine water standards

1           on a quarterly basis and annual sampling  
2           thereafter. The permit also included weekly  
3           testing for nitrogen and phosphorus which was not  
4           required in the previous state operating permit.  
5           FCWC's projections are reasonable, logical and  
6           supported by changed conditions or past experience.  
7           Ms. Dismukes adjustments are unsupported and should be  
8           rejected.

9    Q.    On page 13, beginning on line 3, of Ms. Dismukes'  
10       states that there appears to be a discrepancy between  
11       the method of allocation of administrative staff's  
12       wages and salaries. How are salaries for Sarasota  
13       General Office Administrative Staff allocated to  
14       subsidiaries and divisions of FCWC?

15   A.    Salaries and wages of Sarasota's General Office  
16       administrative staff are first allocated to  
17       subsidiaries and affiliates of Avatar Utilities Inc.  
18       based on annual estimates. These charges are adjusted  
19       as circumstances change. These subsidiaries are  
20       Florida Cities Water Company, Poinciana Utilities  
21       Inc., Barefoot Bay Propane Gas Company and Avatar  
22       Utility Services, Inc.; affiliates are Rio Rico  
23       Utilities Inc. as well as time allocated to Avatar  
24       Utilities Inc. Of the amount allocated to FCWC a  
25       further allocation to each division's water and



1 wastewater functions is based upon the three factor  
2 method which computes an allocation based upon the  
3 system size to the size of all FCWC systems using  
4 three criterion, utility plant, customers and payroll.

5 Q. Do you have any comments regarding affiliated company  
6 charges and cost allocations?

7 A. Yes. On page 11, lines 11-12, of Ms. Dismukes' Direct  
8 Testimony, Ms. Dismukes states "...the Company has  
9 presented no evidence concerning the reasonableness or  
10 necessity of the charges from its parent and  
11 affiliated companies."

12 On page 11, line 14, Ms. Dismukes states "..the  
13 Company may be charged for duplicative services."

14 On page 11, beginning on line 19, Ms. Dismukes states  
15 "...I am not convinced that the allocation method  
16 used to distribute costs between Florida Cities Water  
17 Company and its division(s) and the unregulated  
18 operations of Avatar Utilities, Inc. --specifically  
19 the propane gas operations and the Avatar Utility  
20 Services, Inc. is equitable."

21 FCWC would like to present the following exhibit  
22 regarding affiliated transactions and allocations.  
23 Attached as Exhibit \_\_\_\_\_(LC-3) is the PSC's Audit  
24 Report and cover letter from Denise N. Vandiver, dated  
25 February 16, 1996. After the PSC's audit of the North

1 Ft. Myers rate case application, the PSC additionally  
2 performed an undocketed audit of FCWC's affiliated  
3 company transactions. This audit began on October 12,  
4 1995 and was concluded on February 7, 1996. The Audit  
5 Scope of this audit is on pages 4 and 5 of this  
6 exhibit. The Audit Opinion of this Affiliated  
7 Transactions Audit Report is stated on page 4 of this  
8 exhibit and is as follows, **"The services provided by  
9 the affiliate companies to the Water Utility are  
10 ordinary and necessary, effective and beneficial, not  
11 redundant and reasonably costed and appropriately  
12 allocated."**

13 Regarding affiliated charges, in FCWC's last South Ft.  
14 Myers wastewater rate case (Docket No. 920808-SU), the  
15 PSC, in Order No. PSC-93-1288-FOF-SU, dated 9/7/93,  
16 page 27, ruled **"We find that it is inappropriate to  
17 make a reduction when the record does not support an  
18 argument that any specific charge is unreasonable.  
19 Therefore, we find that no adjustment shall be made to  
20 the allocation of transactions with affiliated  
21 companies."**

22 Ms. Dismukes does not offer any testimony that any  
23 particular charge exceeds the going market rate or is  
24 otherwise inherently unfair. Ms. Dismukes'  
25 recommendations regarding affiliated company charges

1 and cost allocations are totally unsupported and her  
2 adjustments should be rejected.

3 Q. Do you have any comments regarding affiliated company  
4 charges and cost allocations workpapers?

5 A. On pages 13-17, Ms. Dismukes believes FCWC was  
6 deficient in the utility's rate application and should  
7 have provided additional workpapers in support of the  
8 numerous allocations that occur.

9 FCWC filed the MFRs on May 2, 1995. The PSC  
10 identified three deficiencies with the filing, one of  
11 which was FCWC's application for an increase in plant  
12 capacity fees. None of these deficiencies related to  
13 allocations or a lack of supporting workpapers.  
14 Included on page 51 of the MFRs, FCWC provided the  
15 basis for its divisional allocations. This schedule  
16 has been included in all recent FCWC rate cases and  
17 has been subject to review at FCWC's General Office in  
18 Sarasota. This allocation method has been accepted by  
19 the PSC in its recent FCWC rate orders without  
20 adjustment.

21 FCWC met the deficiencies and the PSC confirmed that  
22 the MFRs were accepted as of May 19, 1995. Per the  
23 Charles H. Hill letter dated May 23, 1995 (see  
24 attached Exhibit \_\_\_\_\_(LC-4)), "...the minimum  
25 filing requirements have now been met and that the

1 official date of filing for the above case is hereby  
2 established as May 19, 1995."

3 On page 17, lines 5-6, of Ms. Dismukes' Direct  
4 Testimony, Ms. Dismukes recommends a wastewater  
5 expense adjustment of (\$36,795) towards general and  
6 administrative and customer accounting expenses, based  
7 on her position that FCWC did not provide information  
8 and workpapers required by PSC rule.

9 Ms. Dismukes' position regarding insufficient  
10 information and workpapers is unsupported and her  
11 position and adjustments should be rejected.

12 Q. Do you have any comments regarding the working capital  
13 component of rate base?

14 A. Yes. On page 18, lines 7-9, of Ms. Dismukes' Direct  
15 Testimony, Ms. Dismukes states "For the purposes of  
16 developing my recommended rate base, I have used the  
17 13-month average working capital requirement."

18 Since FCWC proposes and supports year-end rate base  
19 for this rate proceeding, and to avoid a miss-match,  
20 FCWC proposes year-end working capital.

21 Q. Do you have any other comments regarding the working  
22 capital component of rate base?

23 A. Yes. On page 18, lines 10-12, of Ms. Dismukes' Direct  
24 Testimony, Ms. Dismukes states "After considering the  
25 adjustment for a portion of these cost free deferred

1 credits included in the Commission's PAA Order, my  
 2 recommendation reduces test year working capital by  
 3 \$67,139." Ms. Dismukes is partially correct in this  
 4 instance. Other Deferred Credits includes the  
 5 following sub-accounts:

6	<u>Account</u>	<u>Description</u>
7	257.03	Deferred Metered Sales
8	257.05	Deferred Pension Cost
9	257.06	Deferred Gross Receipts Tax (4.5%) on
10		Carrying Charges on Capacity Fees

11 After further review, FCWC believes that two of these  
 12 sub-accounts, Deferred Metered Sales and Deferred  
 13 Pension Cost, should have been included in the  
 14 calculation of working capital.

15 However, Deferred Gross Receipts Tax is directly  
 16 related to the Carrying Charges identified in the MFRs  
 17 on page 20, note (a). Since the Carrying Charges were  
 18 removed from the working capital calculation per note  
 19 (a.) it is appropriate that the related gross receipts  
 20 tax also be removed. Therefore, the appropriate  
 21 amount of Other Deferred Credits should be calculated  
 22 as follows:

23	<u>Account</u>	<u>Description</u>	<u>Amount</u>
24	257.00	Total Other Deferred Credits	\$538,664
25		(Per MFRs page 25, Sched. A-19,	

1 pg. 2 of 2, column (4), row 27)

2 LESS:

3 257.06 Deferred Gross Receipts Tax 383,861

4 (4.5%) on Carrying Charges on

5 Capacity Fees (4.5% x \$8,530,251)

6 ---> Other Deferred Credits for \$154,803

7 Working Capital Calculation

8 The resulting amount of Other Deferred Credits for the  
9 working capital calculation should be \$154,803 and the  
10 test year working capital amount should be \$1,735,715  
11 (\$1,890,518 per MFRs page 20 less \$154,803). The  
12 allocated adjustment to the North Ft. Myers wastewater  
13 division is \$10,217 ( $\$154,803 \times 6.60\%$ ) resulting in a  
14 net working capital for North Ft. Myers wastewater of  
15 \$114,557 ( $\$124,774$  per MFRs page 20 less \$10,217).

16 Q. Do you have any comments regarding rate case expenses  
17 for this rate proceeding?

18 A. Yes. On page 17, Ms. Dismukes has assumed that FCWC's  
19 rate case expense charges are duplicated and already  
20 included in FCWC's test year expenses and adjusted the  
21 revenue requirement for wastewater by \$3,487. Ms.  
22 Dismukes has made an erroneous assumption here.  
23 Specifically these are FCWC's Rate Department charges  
24 for preparing and filing the MFRs, preparing  
25 testimony, responding to data requests and

1           interrogatories, preparing customer notices, and  
2           general administration of the rate case proceeding.  
3           More specifically, these charges relate to Mr. Larry  
4           Coel's time spent on specific rate case filings. In  
5           this proceeding, these charges are deferred and  
6           recorded in account 11-186.10, deferred rate case  
7           expenses, North Ft. Myers wastewater. These charges  
8           are not recorded in FCWC's labor expense and  
9           therefore, there is no double counting of this expense  
10          as Ms. Dismukes states on page 17, lines 14-15. Only  
11          the time spent by Mr. Coel on "non-rate case" related  
12          work is recorded as labor expense.

13          REBUTTAL TO MS. WALLA

14          Q.    Do you have any comments regarding the bill insert as  
15          discussed in the Direct Testimony of Ms. Cheryl Walla  
16          and identified as Exhibit \_\_\_\_\_ (CW-7)?

17          A.    Yes.  On page 8, lines 4-6, Ms. Walla states, "This  
18          insert is false.  It represents that the water and  
19          wastewater service costs only \$1.85 per day."  The  
20          bill insert was sent to all FCWC and Poinciana  
21          Utilities Inc. customers as a general customer  
22          information piece and clearly shows that this is an  
23          average amount for FCWC and PUI customers and not a  
24          North Ft. Myers amount.  The purpose of this insert  
25          was to establish the value of water and wastewater

1 services on a company-wide basis and not to compare  
2 divisional data. The value of the North Ft. Myers  
3 water and wastewater residential services for year  
4 ending December 1995 is \$2.09 per day and is  
5 calculated as follows: water - \$0.69 per day  
6 ((\$713,683 residential revenue / 2,843 residential  
7 customers) / 365 days) and wastewater - \$1.40 per day  
8 ((\$1,193,247 residential revenue / 2,342 residential  
9 customers) / 365 days). The total cost for North Ft.  
10 Myers after the PAA rate increase from this proceeding  
11 is estimated at \$2.34 ( $\$0.69 + (\$1.40 \times 1.1789\%$   
12  $\text{increase per PAA})$ ) per day.

13 Q. Do you have any comments regarding the legal costs  
14 associated with the U.S. Department of Justice lawsuit  
15 as discussed in the Direct Testimony of Ms. Cheryl  
16 Walla?

17 A. Yes. On page 9, lines 12, Ms. Walla states, "FCWC  
18 outwardly misrepresented this fact." In the MFRs on  
19 page 30, Schedule B-2. The Operating and Maintenance  
20 Expense shown on line 8 DO NOT contain any legal costs  
21 associated with this issue. This was the information  
22 communicated to the customers and to the PSC. During  
23 the PSC's audit of this rate proceeding, the PSC  
24 discovered that \$210,734 of legal costs related to  
25 this lawsuit had been capitalized (not expensed) and



1 recorded to Utility Plant In Service (UPIS). This  
2 amount was included in the MFR rate base Schedule A-2.  
3 The PSC audit work was completed on July 20, 1995 and  
4 the Audit Report (issued August 4, 1995) identified  
5 this item in Audit Disclosure #2.  
6 FCWC agreed with the PSC's Audit Report, Audit  
7 Disclosure #2, Statement of Opinion, that capitalized  
8 legal fees totaling \$210,734 should be removed from  
9 plant and classified below the line as a non-  
10 recoverable expense. FCWC adjusted the \$210,734 from  
11 UPIS to non-recoverable expense in December 1995.

12 GENERAL COMMENTS

- 13 Q. Do you have any comments regarding the 11.34% return  
14 on equity as stated in the MFRs, page 84?
- 15 A. Yes. 11.34% was based on the PSC's most current  
16 Leverage Graph Formula [(PSC Order No. PSC-94-1051-  
17 FOF-WS (8/29/94), MFR's page 196] at the time of  
18 filing the MFRs. Since this application was filed, a  
19 more current Leverage Graph Formula has been issued  
20 [(PSC Order No. PSC-95-0982-FOF-WS (8/10/95), Barefoot  
21 Bay Division MFR's page 240, PSC Docket No. 951258-  
22 WS]. Base on this more recent Leverage Graph Formula  
23 and PSC practice, 11.88% should be utilized for the  
24 return on equity.
- 25 Q. Do you have any additional comments regarding rate

1 case expenses for this rate proceeding?

2 A. Yes. I have an updated rate case expense tabulation,  
3 Exhibit \_\_\_\_ (LC-5). This schedule shows actual and  
4 estimated amounts to complete this rate proceeding.  
5 As of March 26, 1996, the total actual/estimated  
6 amount of rate case expenses is \$90,863. This exhibit  
7 is an update of Exhibit \_\_\_\_ (LC-2), pages 2-3, which  
8 was previously filed with the Direct Testimony of  
9 Larry N. Coel. Included in Exhibit \_\_\_\_ (LC-5) is  
10 related supporting documentation from December 1995  
11 through February 1996. Related supporting  
12 documentation prior to December 1995 was included in  
13 Exhibit \_\_\_\_ (LC-2). As usually requested by the  
14 PSC at the hearing, FCWC will probably be filing  
15 another updated rate case expense exhibit after the  
16 hearing as a Late Filed Exhibit in order to provide  
17 more current amounts.

18 Q. Does that conclude your rebuttal testimony?

19 A. Yes, it does.

**EXHIBITS**

## Commissioners:

SUSAN F. CLARK, CHAIRMAN  
J. TERRY DEASON  
JULIA L. JOHNSON  
DIANE K. KIESLING  
JOE GARCIA



TIMOTHY DEVLIN, Director  
Auditing & Financial Analysis  
(904) 413-6480

# Public Service Commission

February 16, 1996

Florida Cities Water Company  
(Barefoot Bay Division)  
Larry Good  
931 Barefoot Blvd., Suite 2  
Barefoot Bay, FL 32976-7618

RECEIVED  
FEB 21 1996  
GENERAL OFFICE

Dear Mr. Good:

Undocketed - Florida Cities Water Company (Barefoot Bay Division)  
Affiliate Transactions Audit Report - Period Ended June 30, 1996  
Audit Control # 94-304-2-1

The enclosed audit report is forwarded for your review. Any company response filed with this office within fifteen (15) work days of the above date will be forwarded for consideration by the staff analyst evaluating this report. Please refer to the Audit Control Number referenced above in any correspondence regarding this audit.

Thank you for your cooperation.

Sincerely,

A handwritten signature in cursive script that reads "Denise N. Vandiver".

Denise N. Vandiver  
Chief, Bureau of Auditing

DNV/sp  
Enclosure

cc: Mary A. Bane, Deputy Executive Director/Technical  
Division of Auditing & Financial Analysis (Devlin/Causseaux)  
Tampa District Office (Ann Bouckaert)  
Office of Public Counsel  
Research and Regulatory Review (Harvey)

Joseph Schifano  
4837 Swift Road, Suite 100  
Sarasota, FL 34231

FLORIDA PUBLIC SERVICE COMMISSION

SUPPLEMENTAL AUDIT REPORT

24 MONTHS ENDED JUNE 30, 1996

FIELD WORK COMPLETED

FEBRUARY 7, 1996

FLORIDA CITIES WATER COMPANY

BAREFOOT BAY DIVISION

SARASOTA, FLORIDA

SARASOTA COUNTY

~~RATE CASE AUDIT~~

*affiliate Transactions*

~~DOCKET NUMBER 951258 WS undkt.~~

AUDIT CONTROL NUMBERS 94-304-2-1 & ~~95-321-2-1~~



GLENN A. CLEPPER  
AUDIT MANAGER

AUDIT STAFF:

JOCELYN STEPHENS

MINORITY OPINION:

YES NO

—

*GLV*



ANN BOUCKAERT  
PUBLIC UTILITIES SUPERVISOR

**INDEX**

<b>I. Executive Summary</b>	<b>Page</b>
Audit Purpose.....	1
Scope Limitation.....	1
Disclaim Public Use.....	1
Opinion.....	1
<b>II. Audit Scope</b>	
Scope of Work Performed.....	1

## I. Executive Summary

**Audit Purpose:** We have applied the procedures described in Section II of this report to determine that services provided by affiliate companies to the Utility are ordinary and necessary, effective and beneficial, not redundant and reasonably costed and appropriately allocated.

**Scope Limitation:** The last day of field work was February 7, 1996. The exit conference was held on that date. This report contains no confidential data.

**Disclaim Public Use:** This is an internal accounting report prepared after performing a limited scope audit; accordingly, this document must not be relied upon for any purpose except to assist the Commission staff in the performance of their duties. Substantial additional work would have to be performed to satisfy generally accepted auditing standards and produce audited financial statements for public use.

**Opinion:** The services provided by the affiliate companies to the Water Utility are ordinary and necessary, effective and beneficial, not redundant and reasonably costed and appropriately allocated. The expressed opinions extend only to the scope of work described in Section II of this report.

## II. Audit Scope:

The opinions contained in this report are based on the audit work described below.

### Affiliate Transactions

Determined the nature of transactions between affiliates and the regulated company and performed audit tests.

Selected Journal Entry F-6 (Miscellaneous Entries) for December, 1994 and June 1995 and analyzed supporting documentation the intercompany charges allocated to FCWC.

Scheduled Intercompany Accounts Receivables and Payables, recorded by FCWC, for the period 7/94 through 12/95.

Scheduled those charges recorded on the Avatar Utilities, Inc. (AUI) billing to FCWC for the period 7/94 through 12/95.

Reconciled balances of monthly billings from AUI with month-end balances as recorded in the G/L by FCWC (Accounts Payable - AUI)

Analyzed the Allocation of General Administration charges from AUI to FCWC.

Obtained and analyzed the Consolidation Allocation Spread used to allocate intercompany charges between the affiliates.

Traced plant balances, used in the above Allocation Spread, to the G/L.

Traced allocation factors to allocation spread, for dollars allocated to and within FCWC.

Obtained the summary of Business Transactions with Related Parties for 1992 through 1995 and prepared a trend analysis of these transactions.

Requested and received an explanation for those % percentage changes, for selected items.



Commissioners:  
SUSAN F. CLARK, CHAIRMAN  
J. TERRY DEASON  
JULIA L. JOHNSON  
DIANE K. KIESLING  
JOE GARCIA



DIVISION OF WATER &  
WASTEWATER  
CHARLES HILL  
DIRECTOR  
(904) 488-8482

# Public Service Commission

# RECEIVED

MAY 25 1995

May 23, 1995

Office of  
B. KENNETH GATLIN

Mr. B. Kenneth Gatlin  
Gatlin, Woods, Carlson & Cowdery  
1709-D Mahan Drive  
Tallahassee, Florida 32308

RE: Docket No. 950387-SU, Application of Florida Cities Water Company - N. Ft. Myers  
Division for increased wastewater rates in Lee County

Dear Mr. Gatlin:

Please be advised that the minimum filing requirements have now been met and that the official date of filing for the above case is hereby established as May 19, 1995.

Sincerely,

Charles H. Hill  
Director

cc: Division of Records and Reporting  
Division of Water and Wastewater (Willis, Crouch, Merchant, Rendell)  
Division of Legal Services (Jaeger)

GATLIN, WOODS, CARLSON & COWDERY  
Attorneys at Law  
a partnership including a professional association

The Mahan Station  
1709-D Mahan Drive  
Tallahassee, Florida 32308

TELEPHONE (904) 877-7191  
TELECOPIER (904) 877-9031

B. KENNETH GATLIN, P.A.  
THOMAS F. WOODS  
JOHN D. CARLSON  
KATHRYN G.W. COWDERY  
WAYNE L. SCHIEFELBEIN

May 17, 1995

Blanca S. Bayo, Director  
Division of Records & Reporting  
Florida Public Service Commission  
101 East Gaines Street  
Tallahassee, FL 32399-0850

HAND DELIVERY

Re: Docket No. 950387-SU  
Application for Increased Wastewater Rates by FLORIDA CITIES  
WATER COMPANY - N. Ft. Myers Division in Lee County.


Dear Ms. Bayo:

Enclosed on behalf of Florida Cities Water Company (FCWC) for filing in the above docket are sixteen copies of this response to Mr. Hill's May 11, 1995 deficiency letter. Please be advised that:

1. Page 2 of the enclosed revised Schedule A-2 reflects the 13-month average rate base calculation. Further, page 2 of the enclosed revised Schedule A-17 reflects 13-month average working capital.
2. FCWC hereby withdraws its request for approval of a premises visit charge for both business and after hours. Thus, there is no need to provide the documentation requested in Mr. Hill's letter.
3. FCWC intends to file its application for increased wastewater plant capacity fees with the Commission on or about May 19, 1995.

Please acknowledge receipt of the foregoing by stamping the enclosed extra copy of this letter and returning same to my attention. Thank you for your assistance.

Sincerely,



Wayne L. Schiefelbein

WLS/lav  
Enclosures

cc:w/o encl.: Chuck Hill  
Lila Jaber, Esq.  
Ralph Jaeger, Esq.  
Marshall Willis  
Trish Merchant  
Bob Crouch  
Troy Rendell

bc:w/o encl.: Larry Coel

Schedule of Sewer Rate Base

File: NFMA.wk1

Company: Florida Cities Water Co. - N Ft Myers Div.

Docket No.: 950387-SU

Test Year Ended: 12/31/95

Florida Public Service Commission

Schedule: A-2

Page 1 of 2

Preparer: Coel

Interim [ ] or Final [x]

Historic [ ] or Projected [x]

Explanation: Provide the calculation of 13-month average rate base for the test year, showing all adjustments. All non-used and useful items should be reported as Plant Held For Future Use. Use the balance sheet method approach to determine working capital.

Line No.	(1) Description	(2) Balance Per Books 12/31/94	(3) Utility Adjustments	(4) Projected Test Year Balance 12/31/95	(5) Supporting Schedule(s)
1	Utility Plant in Service (Excl. Land)	\$11,649,007	\$1,728,332	\$13,377,339	
2	Utility Land & Land Rights	5,000	0	5,000	
3	Total Utility Plant in Service	11,654,007	1,728,332	13,382,339	A-4, A-6
4	Less: Non-Used & Useful Plant	0	0	0	A-7
5	Construction Work in Progress	91,345	(91,345)	0	-
6	Less: Accumulated Depreciation	2,558,856	584,542	3,143,398	A-8, A-10
7	Less: CIAC	3,183,270	136,760	3,320,030	A-11, A-12
8	Accumulated Amortization of CIAC	1,159,806	172,988	1,332,794	A-13, A-14
9	Acquisition Adjustments	0	0	0	-
10	Accum. Amort. of Acq. Adjustments	0	0	0	-
11	Less: Advances For Construction	0	0	0	A-16
12	Working Capital Allowance	0	124,774	124,774	A-17
13	Other: Allocation of General Office	0	27,799	27,799	A-3
14	Total Rate Base	<u>\$7,163,032</u>	<u>\$1,241,246</u>	<u>\$8,404,278</u>	

Schedule of Sewer Rate Base

File: NFMA.wk1

Company: Florida Cities Water Co. - M Ft Myers 13-Month Average

Docket No.: 950387-SU

Test Year Ended: 12/31/95

Florida Public Service Commission

Schedule: A-2 13-Month Average

Page 2 of 2

Preparer: Coel

Interim [ ] or Final [x]

Historic [ ] or Projected [x]

Explanation: Provide the calculation of 13-month average rate base for the test year, showing all adjustments. All non-used and useful items should be reported as Plant Held For Future Use. Use the balance sheet method approach to determine working capital.

(1)	(2)	(3)	(4)	(5)	
Line No.	Description	Balance Per Books 12/31/94	Utility Adjustments	Projected Test Year Balance 12/31/95	Supporting Schedule(s)
				13-Month Average	
1	Utility Plant in Service (Excl. Land)	\$11,649,007	\$135,668	\$11,784,675	
2	Utility Land & Land Rights	5,000	0	5,000	
3	Total Utility Plant in Service	11,654,007	135,668	11,789,675	A-4,A-6
4	Less: Non-Used & Useful Plant	0	0	0	A-7
5	Construction Work in Progress	91,345	(91,345)	0	-
6	Less: Accumulated Depreciation	2,558,856	271,265	2,830,121	A-8,A-10
7	Less: CIAC	3,183,270	68,380	3,251,650	A-11,A-12
8	Accumulated Amortization of CIAC	1,159,806	86,494	1,246,300	A-13,A-14
9	Acquisition Adjustments	0	0	0	-
10	Accum. Amort. of Acq. Adjustments	0	0	0	-
11	Less: Advances For Construction	0	0	0	A-16
12	Working Capital Allowance	0	83,716	83,716	A-17
13	Other: Allocation of General Office	0	27,799	27,799	A-3
14	Total Rate Base	\$7,163,032	(\$97,312)	\$7,065,720	

Calculation of Working Capital Allowance  
 Balance Sheet Method  
 File: NFMA.wk1  
 Company: Florida Cities Water Co. - N Ft Myers Div.  
 Docket No.: 950387-SJ  
 Test Year Ended: 12/31/95

Florida Public Service Commission  
 Schedule: A-17  
 Page 1 of 2  
 Preparer: Coel

Explanation: Provide the calculation of working capital using the balance sheet method.

Line No.	Working Capital Balance Sheet Accounts	Base Year		Test Year		13-Month Ave Balance 12/31/95	Notes			
		Balance @ 12/31/94	Adjustments	Base Year Balance 12/31/94	Balance @ 12/31/95			Adjustments	Test Year Balance 12/31/95	
1	Cash	\$95,250	\$0	\$95,250	\$157,720	\$0	\$157,720	\$152,915		
2	Cash - Restricted	49,258	0	49,258	45,373	0	45,373	45,672		
3	Accts Receivable - Customer	1,752,072	0	1,752,072	1,806,121	0	1,806,121	1,801,963		
4	Unbilled revenues	1,152,417	0	1,152,417	1,152,417	0	1,152,417	1,152,417		
5	Accts Receivable - Other	176,146	0	176,146	236,743	0	236,743	232,082		
6	Allowance for Bad Debts	(21,409)	0	(21,409)	(17,006)	0	(17,006)	(17,345)		
7	Accts Receivable - Intercompany	51,532	0	51,532	96,078	0	96,078	92,651		
8	Materials & Supplies	189,852	0	189,852	168,253	0	168,253	169,914		
9	Prepayments	326,157	0	326,157	454,566	0	454,566	444,688		
10	Unamort Rate Case Exp	714,515	0	714,515	712,118	0	712,118	712,302		
11	Clearing Accounts	5,334	0	5,334	46,526	0	46,526	43,357		
12	Other Deferred Debits	9,443,073	(8,908,086)a.	534,987	9,317,116	(8,530,251)a.	786,865	607,637		
13	(Maintenance Accruals)									
14	Subtotal	\$13,934,197	(\$8,908,086)	\$5,026,111	\$14,176,025	(\$8,530,251)	\$5,645,774	\$5,438,254	a. Less: Carrying Charges on Capacity Fees in N & S Ft Myers Divisions (Account No. 186.30). These are NOT cash related and should NOT be included in working capital. See Schedule A-17, Pg 2 of 2, Note A for adjustment calculation.	
15	Less:									
16	Accounts Payable - Trade	\$687,109	0	687,109	687,108	0	687,108	632,430		
17	Intercompany Payables	2,013,371	154,291 b.	2,167,662	2,165,507	(2,067,500)c.	98,007	36,640	b. Less: Preferred Stock Div. Accrued (Account No. 233.18). See Schedule A-17, Pg 2 of 2, Note B for adjustment calculation.	
18	State Income Tax	0	0	0	29,051	0	29,051	26,816		
19	Federal Income tax	0	0	0	163,877	0	163,877	151,271		
20	Taxes Other Than Income	873,211	0	873,211	873,211	0	873,211	987,506		
21	Accrued Interest	283,310	0	283,310	295,966	0	295,966	381,797		
22	Other Current Liabil.	2,108,036	0	2,108,036	1,608,036	0	1,608,036	1,953,364	c. Less: Preferred Stock Div. Accrued (Account No. 233.18). See Schedule A-17, Pg 2 of 2, Note B for adjustment calculation.	
23										
24	Subtotal	\$5,965,037	\$154,291	\$6,119,328	\$5,822,756	(\$2,067,500)	\$3,755,256	\$4,169,825	And Less: \$2,000,000 for Intercompa Notes Payable with Consolidated Water Company (CWC)	
25										
26	Net Working Capital	\$7,969,160	(\$9,062,377)	\$0	\$8,353,269	(\$6,462,751)	\$1,890,518	\$1,268,430		
27	(Sets to zero if negative)									
28										
29										
30	FCWC Net Working Capital Allocated to the N Ft Myers Division.....									
31	(N Ft Myers O&M Expenses / Total FCWC O&M x FCWC Working Capital) @ 12/31/94									
32										
33										
34		N Ft Myers	Total FCWC	%	Balance @	Base Year	Balance @	Test Year	13-Month	
35		O&M Expenses	O&M Expenses	Allocation	12/31/94	Balance @	12/31/95	Balance @	Ave Balance	
36					Adjustments	12/31/94	Adjustments	12/31/95	12/31/95	
37	Water	N/A	\$13,970,841	0.0%	\$0	\$0	\$0	\$0	\$0	\$0
38										
39	Wastewater	919,804	13,970,841	6.6%	525,965	(598,117)	0	551,316	(426,542)	124,774
40										83,716
41	Total O & M	\$919,804		6.6%	\$525,965	(\$598,117)	\$0	\$551,316	(\$426,542)	\$124,774
42										\$83,716

Recap Schedules: A-1,A-2



State of Florida

Commissioners:  
SUSAN F. CLARK, CHAIRMAN  
J. TERRY DEASON  
JULIA L. JOHNSON  
DIANE K. KIESLING  
JOE GARCIA



DIVISION OF WATER &  
WASTEWATER  
CHARLES HILL  
DIRECTOR  
(904) 488-8482

Public Service Commission

May 11, 1995

REC-  
MAY 12 1995  
OFFICE OF  
WAYNE L. SCHIEFELBEIN

Mr. B. Kenneth Gatlin  
Gatlin, Woods, Carlson & Cowdry  
The Mahan Station  
1709-D Mahan Drive  
Tallahassee, Florida 32308

Re: Docket No. 950387-SU, Application For Increased Wastewater Rates by  
Florida Cities Water Company - N. Ft. Myers Division in Lee County

Dear Mr. Gatlin:

We have reviewed the minimum filing requirements submitted on May 2, 1995, on behalf of the above mentioned utility. After reviewing this information, we find the minimum filing requirements to be deficient. The specific deficiencies are identified below:

1. Schedule A-2. This schedule must show the thirteen month average rate base as required by the instructions in addition to your requested year end rate base.
2. Schedules E-4. The utility is requesting a premises visit charge for both business and after hours. As this charge is not a charge pursuant to Staff Advisory Bulletin No. 13, documentation will be required per the schedule instructions.
3. Schedules E-10. This schedule indicates that the company is requesting an increase in service availability charges. The documentation in support of the increase was not filed with this docket nor in a separate docket.

Your petition will not be deemed filed until we have received the above mentioned information. These corrections should be submitted no later than June 2, 1995.

Sincerely,

Charles H. Hill  
Director

Mr. B. Kenneth Gatlin  
May 11, 1995  
Page Two

CHH/MWW

c: Division of Records and Reporting  
Division of Legal Services (Jaber, Jaeger)  
Division of Water and Wastewater (Willis, Merchant, Crouch,  
Rendell)

8



\*\*\*\*\*

RATE CASE EXPENSES (Through HEARING)

ACTUAL

\*\*\*\*\*

MONTH/YEAR	MAIL, PRINTING SUPPLIES, & MISCELLANEOUS	FLORIDA CITIES WATER COMPANY (FCWC) (Rate Dept.)	AVATAR UTILITY SERVICES (AUSI)	AVATAR UTILITIES	LEGAL (Gatlin)	ENGINEERING CONSULTANT (B & V)	T & E	FILING FEE	TOTAL
JAN 1995	\$0.00	\$1,654.50	\$0.00	\$0.00	\$0.00	\$0.00	\$0.00	\$0.00	\$1,654.50
FEB	0.00	0.00	0.00	0.00	630.00	0.00	0.00	0.00	630.00
MAR	0.00	759.31	0.00	0.00	90.00	0.00	0.00	0.00	849.31
APR	0.00	1,726.92	0.00	0.00	0.00	0.00	0.00	4,500.00	6,226.92
MAY	642.85	813.11	0.00	0.00	1,520.00	0.00	0.00	0.00	2,975.96
JUN	836.50	1,131.67	3,086.58	0.00	769.50	0.00	52.22	0.00	5,876.47
JUL	1,090.54	1,262.08	2,030.42	420.00	586.00	0.00	128.21	0.00	5,517.25
AUG	0.00	551.92	242.34	840.00	2,114.80	0.00	70.96	0.00	3,820.02
SEP	260.00	395.36	0.00	0.00	3,368.62	0.00	58.47	0.00	4,082.45
OCT	0.00	641.24	0.00	0.00	5,992.80	0.00	602.00	0.00	7,236.04
NOV	0.00	413.44	0.00	0.00	0.00	0.00	0.00	0.00	413.44
DEC	266.59	1,241.45	1,353.17	0.00	9,018.37	0.00	0.00	0.00	11,879.58
JAN 1996	682.10	317.84	807.92	(420.00)c.	0.00	0.00	0.00	0.00	1,387.86
FEB	0.00	378.94	696.24	0.00	1,921.60	0.00	0.00	0.00	2,996.78 *
<b>TOTALS</b>	<b>\$3,778.58</b>	<b>\$11,287.78</b>	<b>\$8,216.67</b>	<b>\$840.00</b>	<b>\$26,011.69</b>	<b>\$0.00</b>	<b>\$911.86</b>	<b>\$4,500.00</b>	<b>\$65,546.58</b>

ESTIMATED COSTS TO COMPLETE RATE CASE....

MAR 1996	0.00	1,051.20	1,023.60 b.	0.00	3,000.00	0.00	0.00	0.00	5,074.80 *
APR	350.00 a1	1,576.80	3,023.60 b, a1	0.00	9,500.00	5,000.00	0.00	0.00	19,450.40 *
MAY	0.00	525.60	1,023.60 b.	0.00	3,000.00	0.00	0.00	0.00	4,549.20 *
JUN	0.00	131.40	1,023.60 b.	0.00	0.00	0.00	0.00	0.00	1,155.00 *
JUL	0.00	427.05	1,023.60 b.	0.00	0.00	0.00	0.00	0.00	1,450.65 *
AUG	350.00 a2	262.80	3,023.60 b, a2	0.00	0.00	0.00	0.00	0.00	3,636.40 *
SEP	0.00	0.00	0.00	0.00	0.00	0.00	0.00	0.00	0.00 *
<b>TOTALS</b>	<b>\$700.00</b>	<b>\$3,974.85</b>	<b>\$10,141.60</b>	<b>\$0.00</b>	<b>\$15,500.00</b>	<b>\$5,000.00</b>	<b>\$0.00</b>	<b>\$0.00</b>	<b>\$35,316.45</b>

<b>TOTAL RATE CASE EXPENSES</b>	<b>\$4,478.58</b>	<b>\$15,262.63</b>	<b>\$18,358.27</b>	<b>\$840.00</b>	<b>\$41,511.69</b>	<b>\$5,000.00</b>	<b>\$911.86</b>	<b>\$4,500.00</b>	<b>\$90,863.03</b>
-------------------------------------	-------------------	--------------------	--------------------	-----------------	--------------------	-------------------	-----------------	-------------------	--------------------

PRIOR ACTUAL RATE CASE EXPENSES	\$1,910.06	\$11,430.14	\$6,988.97	\$0.00	\$20,361.22	\$0.00	\$514.41	\$8,000.00	\$49,204.80
Golden Gate Div. (PAA Dkt. 941108-WS)									
Difference	\$2,568.52	\$3,832.49	\$11,369.30	\$840.00	\$21,150.47	\$5,000.00	\$397.45	(\$3,500.00)	\$41,658.23

\*. Additional expenses primarily due to the Hearing process (Previously PAA process).

a1, a2. Hearing Notice & Final Rates Notice.

b. Maintain duplicate billing register for Interim Rates:

\$0.40 x 2,559 customers = \$1,024 Per Month

c. Credit due to duplicate charge in August 1995.

REMAINING ESTIMATED RATE CASE EXPENSES

MONTH/YEAR	RATE DEPT. (L. Coal)	RATE (\$/Hour)		Notes	Comments
	(Hours)	\$32.85			
MAR 1996	32	32.85	1,051.20	1.	26 Actual per attached time sheet + 6 Estimated
APR	48	32.85	1,576.80	2.	
MAY	16	32.85	525.60	3.	
JUN	4	32.85	131.40	4.	
JUL	13	32.85	427.05	5.	
AUG	8	32.85	262.80	6.	
SEP	0	32.85	0.00		
<hr/>					
TOTALS	121		\$3,974.85		

1. MARCH  
Telephone conferences and correspondence with Legal Consultant.  
Responses to Wella's Interrogatories & Document Requests & Administration.  
Review Intervenor & PSC Staff Testimony.  
Prepare & Distribute Rebuttal Testimony.  
Review Prehearing Statements.
2. APRIL  
Telephone conferences and correspondence with Legal Consultant.  
Prepare & Distribute Hearing Notice.  
Preparation for Hearing & attend Hearing.
3. MAY  
Telephone conferences and correspondence with Legal Consultant.  
Review transcripts & briefs.
4. JUNE  
Telephone conferences and correspondence with Legal Consultant.
5. JULY  
Telephone conferences and correspondence with Legal Consultant.  
Review PSC Staff Recommendation.  
Prepare & file Final Rates Notice & Tariffs.
6. AUGUST  
Telephone conferences and correspondence with Legal Consultant.  
Review PSC Final Order.  
Distribute Final Rates Notice and Tariffs.

3/20/96

COMPANY 110  
DIVISION 011

NORTH FORT MYERS DIVISION

Wastewater

GL201  
PAGE 1

ACCOUNT SUMMARY BY DATE  
01/96 TO 02/96

ACCOUNT 186.10 DEFERRED RATE CASE EXPENSE

ACCT NO	JRNL NO	P	TRANS DATE	TRANSACTION DESCRIPTION	WORK ORDER NBR	Voucher No. *-----REFERENCES-----*			DEBIT	CREDIT
						1	2	3		
PERIOD 01/96										
186.10	J-8	Y	1/29/96	SIR SPEEDY /NO. FT MYERS RATE CASE	01118610	002144	117141	68646	682.10	
186.10	J-2	Y	1/31/96	PAY-DIST <del>Rate Department</del> (R.D.)	011186100000	011059	03208	H	215.90	} 317.84
186.10	F-2	Y	1/31/96	PAYROLL OVERHEADS					101.94	
186.10	F-6	Y	1/31/96	AVATAR UTILITIES INC. INVOICE AUI						420.00-
186.10	F-6	Y	1/31/96	AVATAR UTILITY SERVICES, INC. INVOICE AUI SI					807.92	
* PERIOD 01/96 TOTALS									1807.86	420.00-
PERIOD 02/96										
186.10	J-8	Y	2/28/96	B. KENNETH GATLIN, P.A./LEGAL SERVICES	01118610	070299	118175	1-29-9	1921.60	
186.10	F-2	Y	2/29/96	PAYROLL OVERHEADS R.D.					120.69	} 378.94
186.10	F-6	Y	2/29/96	AVATAR UTILITY SERVICES INC INVOICE AUI SI					696.24	
186.10	J-2	Y	3/05/96	PAY-DIST R.D.	011186100000	011059	03208	H	258.25	
* PERIOD 02/96 TOTALS									2996.78	.00
** DIVISION 011 TOTALS									4804.64	420.00-
*** COMPANY 000 TOTALS									4804.64	420.00-

2/20/96

COMPANY 110  
DIVISION 011

NORTH FORT MYERS DIVISION WASTEWATER

GL201  
PAGE 1

ACCOUNT SUMMARY BY DATE  
11/95 TO 12/95

ACCOUNT 186.10 DEFERRED RATE CASE EXPENSE

Voucher No.

\*-----REFERENCES-----\*  
1 2 3

ACCT NO	JRNL NO	P	TRANS DATE	*-----TRANSACTION DESCRIPTION-----*	WORK ORDER NBR	1	2	3	DEBIT	CREDIT
PERIOD 11/95										
186.10	J-2	Y	11/30/95	PAY-DIST FCWC - Rate Dept (R.D.)	011186100000	011059	03208	H	130.52	
186.10	J-2	Y	11/30/95	PAY-DIST	011186100000	011059	03208	H	155.08	
186.10	F-2	Y	11/30/95	PAYROLL OVERHEADS					127.84	
* PERIOD 11/95 TOTALS									413.44	.00
PERIOD 12/95										
186.10	J-2	Y	1/02/96	PAY-DIST R.D.	011186100000	011059	03208	H	451.20	
186.10	J-2	Y	1/02/96	PAY-DIST R.D.	011186100000	011059	03208	H	412.35	
186.10	J-8	Y	1/04/96	AMERICAN QUICKPRINT /N. FT MYERS RATE NOTIC	01118610	022282	116380	1901	266.59	
186.10	J-8	Y	1/04/96	B. KENNETH GATLIN, P.A/LEGAL SERVICES	01118610	070299	116426	11-6-9	4817.84	
186.10	J-8	Y	1/04/96	B. KENNETH GATLIN, P.A/LEGAL SERVICES	01118610	070299	116742	11-24	548.50	
186.10	F-2	Y	12/31/95	PAYROLL OVERHEADS R.D.					377.90	
186.10	F-6	Y	12/31/95	ACCUE LEGAL EXPENSE (B KENNETH GATLIN) - See Dec 22, 1995 Invoice 117182					3652.03	
186.10	F-6	Y	12/31/95	AVATAR UTILITY SERVICES INC INVOICE					1353.17	
* PERIOD 12/95 TOTALS									11879.58	.00
** DIVISION 011 TOTALS									12293.02	.00
*** COMPANY 000 TOTALS									12293.02	.00

413.44

1241.45

9,018.37

**GATLIN, WOODS & CARLSON**  
*Attorneys at Law*  
a partnership including a professional association

The Mahan Station  
1709-D Mahan Drive  
Tallahassee, Florida 32308

B. KENNETH GATLIN, P.A.  
THOMAS F. WOODS  
JOHN D. CARLSON  
WAYNE L. SCHIEFELBEIN

TELEPHONE (904) 877-7191  
TELECOPIER (904) 877-9031

February 21, 1996

Mr. Larry Coel, Manager of  
Rates and Revenues  
Florida Cities Water Company  
4837 Swift Road, Suite 100  
Tallahassee, FL 34231

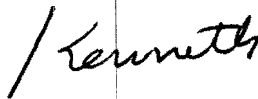
RE: North Ft. Myers Rate Case Expenses

Dear Larry:

We will have a bill out for legal services rendered in February in this case shortly, so we will know the exact amount for February. I estimate that the legal fees and costs to complete this case by the end of May will be \$15,500.00. The March amount is approximately \$3,000.00, April \$9,500.00, and May \$3,000.00.

Please let me know if you have any questions.

Very truly yours,



B. Kenneth Gatlin

BKG/met

**GATLIN, WOODS & CARLSON**

*Attorneys at Law*  
a partnership including a professional association

1709-D Mahan Drive  
Tallahassee, Florida 32308  
(904) 877-7191

Florida Cities Water Company  
Mr. Paul Bradtmiller, Executive V.P.  
P. O. Box 21119 (34276-4119)  
4837 Swift Road, Suite 100  
Sarasota, FL 33579

February 27, 1996

Re: NORTH FT. MYERS RATE - DKT. #950387-SU

Please Make Check Payable to B. Kenneth Gatlin, P.A. ID#59-2540412

Legal Services Rendered 1/26/96- 2/25/96

02/08/96	WLS	Research	.20 hr \$150/hr	\$30.00
02/09/96	BKG	Telephone conference with Bob Crouch.	.20 hr \$175/hr	\$35.00
02/09/96	BKG	Telephone conference with P. Bradtmiller.	.20 hr \$175/hr	\$35.00
02/20/96	BKG	Review Walla Interrogatory; telephone conference.	.40 hr \$175/hr	\$70.00
02/20/96	BKG	Telephone conference with L. Coel regarding Walla Interrogatory.	.30 hr \$175/hr	\$52.50
02/20/96	BKG	Review Walla letter; Telephone conference.	.20 hr \$175/hr	\$35.00
02/20/96	BKG	Telephone conference with L. Coel regarding Walla interrogatory.	.30 hr \$175/hr	\$52.50
02/21/96	BKG	Telephone conference with L. Coel.	.20 hr \$175/hr	\$35.00
Total Legal Services. .			----- 2.00 hr	----- \$345.00

B. Kenneth Gatlin, P.A.

Page 16

GATLIN, WOODS & CARLSON  
Attorneys at Law  
a partnership including a professional association

1709-D Mahan Drive  
Tallahassee, Florida 32308  
(904) 877-7191

Florida Cities Water Company  
Mr. Paul Bradtmiller, Executive V.P.  
P. O. Box 21119 (34276-4119)  
4837 Swift Road, Suite 100  
Sarasota, FL 33579

February 27, 1996  
Page 2

Re: NORTH FT. MYERS RATE - DKT. #950387-SU

Balance from last statement:	\$1,921.60
Current fees and costs:	\$345.00
<b>TOTAL AMOUNT DUE THIS STATEMENT</b>	<b>\$2,266.60</b>

Attorney Information

	<u>Billed Hours</u>	<u>Billed Fees</u>
B. Kenneth Gatlin	1.80	\$315.00
Wayne L Schiefelbein	.20	\$30.00

FCWC - RATE DEPARTMENT  
TIME SHEET

EMPLOYEE: LARRY COEL      EMPL #: 11050

WEEK OF: 3/11/06      To 03/25/06

1 = Day Code Start for Program

*\* Time incurred in March, not billed out yet.*

COMPANY/DIVISION/OPERATIONS	ACCOUNT NUMBERS	TOTAL HOURS	Date:														DESCRIPTION OF WORK	
			03/11	03/12	03/13	03/14	03/15	03/16	03/17	03/18	03/18	03/20	03/21	03/22	03/23	03/24		03/25
			Mon	Tue	Wed	Thu	Fri	Sat	Sun	Mon	Tue	Wed	Thu	Fri	Sat	Sun	Mon	
<b>FCWC</b>																		
<b>N. FT. MYERS</b>		<b>26.0</b>	0.0	0.0	0.0	1.0	2.0	0.0	0.0	4.0	6.0	1.0	4.0	4.0	0.0	0.0	4.0	Rate Case - Discussions, LC Responses to Interrogatories & Document Requests & Administration of all responses, Rebuttal Testimony, Capacity Fees -
	Water 10-186.10	N/A	N/A	N/A	N/A	N/A	N/A	N/A	N/A	N/A	N/A	N/A	N/A	N/A	N/A	N/A	N/A	
	Sewer 11-186.10	26.0	0.0	0.0	0.0	1.0	2.0	0.0	0.0	4.0	6.0	1.0	4.0	4.0	0.0	0.0	4.0	
<b>N. FT. MYERS</b>		<b>0.0</b>	0.0	0.0	0.0	0.0	0.0	0.0	0.0	0.0	0.0	0.0	0.0	0.0	0.0	0.0	0.0	
<b>Cap Fees</b>																		
	Water 12-186.10	N/A	N/A	N/A	N/A	N/A	N/A	N/A	N/A	N/A	N/A	N/A	N/A	N/A	N/A	N/A	N/A	
	Sewer 11-186.11	0.0	0.0	0.0	0.0	0.0	0.0	0.0	0.0	0.0	0.0	0.0	0.0	0.0	0.0	0.0	0.0	
<b>GOLDEN GATE</b>		<b>0.0</b>	0.0	0.0	0.0	0.0	0.0	0.0	0.0	0.0	0.0	0.0	0.0	0.0	0.0	0.0	0.0	Rate Case - Discussions
	Water 20-186.10	0.0	0.0	0.0	0.0	0.0	0.0	0.0	0.0	0.0	0.0	0.0	0.0	0.0	0.0	0.0	0.0	
	Sewer 21-186.10	0.0	0.0	0.0	0.0	0.0	0.0	0.0	0.0	0.0	0.0	0.0	0.0	0.0	0.0	0.0	0.0	
<b>BAREFOOT BAY</b>		<b>47.0</b>	9.0	6.0	5.0	4.0	2.0	0.0	0.0	2.0	2.0	6.0	3.0	1.0	0.0	0.0	2.0	Rate Case - Discussions & Meetings PSC & OPC Interrogatories & Doc Reqs Hearing Notice & Distribution, Rebuttal Testimony
	Water 30-186.10	23.5	4.5	4.0	4.0	2.0	1.0	0.0	0.0	1.0	1.0	3.0	1.5	0.5	0.0	0.0	1.0	
	Sewer 31-186.10	23.5	4.5	4.0	4.0	2.0	1.0	0.0	0.0	1.0	1.0	3.0	1.5	0.5	0.0	0.0	1.0	
<b>C CARROLLWOOD</b>		<b>0.0</b>	0.0	0.0	0.0	0.0	0.0	0.0	0.0	0.0	0.0	0.0	0.0	0.0	0.0	0.0	0.0	
	Water 40-667.80	0.0	0.0	0.0	0.0	0.0	0.0	0.0	0.0	0.0	0.0	0.0	0.0	0.0	0.0	0.0	0.0	
	Sewer 41-186.10	N/A	N/A	N/A	N/A	N/A	N/A	N/A	N/A	N/A	N/A	N/A	N/A	N/A	N/A	N/A	N/A	
<b>SARASOTA</b>		<b>0.0</b>	0.0	0.0	0.0	0.0	0.0	0.0	0.0	0.0	0.0	0.0	0.0	0.0	0.0	0.0	0.0	
	Water 50-186.11	N/A	N/A	N/A	N/A	N/A	N/A	N/A	N/A	N/A	N/A	N/A	N/A	N/A	N/A	N/A	N/A	
	Sewer 51-186.11	0.0	0.0	0.0	0.0	0.0	0.0	0.0	0.0	0.0	0.0	0.0	0.0	0.0	0.0	0.0	0.0	
<b>GENERAL</b>		<b>18.0</b>	0.0	0.0	0.0	3.0	4.0	0.0	0.0	2.0	0.0	1.0	1.0	3.0	0.0	0.0	2.0	Various - Mtgs, Memos, PU rate case analysis,
<b>POINCIANA UTILITIES</b>		<b>0.0</b>	0.0	0.0	0.0	0.0	0.0	0.0	0.0	0.0	0.0	0.0	0.0	0.0	0.0	0.0	0.0	
	Water 70-667.80	0.0	0.0	0.0	0.0	0.0	0.0	0.0	0.0	0.0	0.0	0.0	0.0	0.0	0.0	0.0	0.0	
	Sewer 71-767.80	0.0	0.0	0.0	0.0	0.0	0.0	0.0	0.0	0.0	0.0	0.0	0.0	0.0	0.0	0.0	0.0	
<b>RIO RICO UTILITIES</b>		<b>0.0</b>	0.0	0.0	0.0	0.0	0.0	0.0	0.0	0.0	0.0	0.0	0.0	0.0	0.0	0.0	0.0	Rate Case -
	Water 80-186.10	0.0	0.0	0.0	0.0	0.0	0.0	0.0	0.0	0.0	0.0	0.0	0.0	0.0	0.0	0.0	0.0	
	Sewer 81-186.10	0.0	0.0	0.0	0.0	0.0	0.0	0.0	0.0	0.0	0.0	0.0	0.0	0.0	0.0	0.0	0.0	
<b>GENERAL</b>		<b>0.0</b>	0.0	0.0	0.0	0.0	0.0	0.0	0.0	0.0	0.0	0.0	0.0	0.0	0.0	0.0	0.0	
<b>BAREFOOT BAY PROPOANE GAS</b>		<b>0.0</b>	0.0	0.0	0.0	0.0	0.0	0.0	0.0	0.0	0.0	0.0	0.0	0.0	0.0	0.0	0.0	
<b>TOTAL</b>		<b>80.0</b>	<b>0.0</b>	<b>6.0</b>	<b>6.0</b>	<b>6.0</b>	<b>6.0</b>	<b>0.0</b>	<b>0.0</b>	<b>6.0</b>	<b>6.0</b>	<b>6.0</b>	<b>6.0</b>	<b>6.0</b>	<b>0.0</b>	<b>0.0</b>	<b>6.0</b>	

*LC - Time Sheet  
Not billed yet*



FCWC - RATE DEPARTMENT  
TIME SHEET

EMPLOYEE: LARRY COEL EMPL #: 11059

WEEK OF: 2/26/96 To 03/10/96

1 = Day Code Start for Program

COMPANY/DIVISION/OPERATIONS	ACCOUNT NUMBERS	TOTAL HOURS	Date:														DESCRIPTION OF WORK
			02/26	02/27	02/28	02/29	03/01	03/02	03/03	03/04	03/05	03/06	03/07	03/08	03/09	03/10	
			Mon	Tue	Wed	Thu	Fri	Sat	Sun	Mon	Tue	Wed	Thu	Fri	Sat	Sun	
<b>FCWC</b>																	
N. FT. MYERS	Total	3.0	0.0	0.0	0.0	0.0	3.0	0.0	0.0	0.0	0.0	0.0	0.0	0.0	0.0	0.0	Rate Case - Discussions, LC Responses to Interrogatories & Document Requests & Administration of all responses.
	Water 10-186.10	N/A	N/A	N/A	N/A	N/A	N/A	N/A	N/A	N/A	N/A	N/A	N/A	N/A	N/A	N/A	
	Sewer 11-186.10	3.0	0.0	0.0	0.0	0.0	3.0	0.0	0.0	0.0	0.0	0.0	0.0	0.0	0.0	0.0	
N. FT. MYERS Cap Fees	Total	0.0	0.0	0.0	0.0	0.0	0.0	0.0	0.0	0.0	0.0	0.0	0.0	0.0	0.0	0.0	Capacity Fees -
	Water 12-186.10	N/A	N/A	N/A	N/A	N/A	N/A	N/A	N/A	N/A	N/A	N/A	N/A	N/A	N/A	N/A	
	Sewer 11-186.11	0.0	0.0	0.0	0.0	0.0	0.0	0.0	0.0	0.0	0.0	0.0	0.0	0.0	0.0	0.0	
GOLDEN GATE	Total	0.0	0.0	0.0	0.0	0.0	0.0	0.0	0.0	0.0	0.0	0.0	0.0	0.0	0.0	0.0	Rate Case - Discussions
	Water 20-186.10	0.0	0.0	0.0	0.0	0.0	0.0	0.0	0.0	0.0	0.0	0.0	0.0	0.0	0.0	0.0	
	Sewer 21-186.10	0.0	0.0	0.0	0.0	0.0	0.0	0.0	0.0	0.0	0.0	0.0	0.0	0.0	0.0	0.0	
BAREFOOT BAY	Total	68.5	2.0	8.0	8.5	9.0	4.0	0.0	0.0	7.0	7.0	8.0	8.0	7.0	0.0	0.0	Rate Case - Discussions & Meetings
	Water 30-186.10	34.3	1.0	4.0	4.3	4.5	2.0	0.0	0.0	3.5	3.5	4.0	4.0	3.5	0.0	0.0	PSC & OPC Interrogatories & Doc Reqs
	Sewer 31-186.10	34.3	1.0	4.0	4.3	4.5	2.0	0.0	0.0	3.5	3.5	4.0	4.0	3.5	0.0	0.0	Customer Meeting Presentation & Prep. Hearing Notice & Distribution, Rebuttal Testimony
CARROLLWOOD	Total	0.0	0.0	0.0	0.0	0.0	0.0	0.0	0.0	0.0	0.0	0.0	0.0	0.0	0.0	0.0	
	Water 40-667.80	0.0	0.0	0.0	0.0	0.0	0.0	0.0	0.0	0.0	0.0	0.0	0.0	0.0	0.0	0.0	
	Sewer 41-186.10	N/A	N/A	N/A	N/A	N/A	N/A	N/A	N/A	N/A	N/A	N/A	N/A	N/A	N/A	N/A	
SARASOTA	Total	0.0	0.0	0.0	0.0	0.0	0.0	0.0	0.0	0.0	0.0	0.0	0.0	0.0	0.0	0.0	
	Water 50-186.11	N/A	N/A	N/A	N/A	N/A	N/A	N/A	N/A	N/A	N/A	N/A	N/A	N/A	N/A	N/A	
	Sewer 51-186.11	0.0	0.0	0.0	0.0	0.0	0.0	0.0	0.0	0.0	0.0	0.0	0.0	0.0	0.0	0.0	
GENERAL	Total	10.0	6.0	0.0	0.0	0.0	1.0	0.0	0.0	1.0	1.0	0.0	0.0	1.0	0.0	0.0	Various - Mtgs, Memos, PUI rate case analysis, (1/2 Occasional Day)
			Incl 1/2 Occasional														
POINCIANA UTILITIES	Total	0.0	0.0	0.0	0.0	0.0	0.0	0.0	0.0	0.0	0.0	0.0	0.0	0.0	0.0	0.0	
	Water 70-667.80	0.0	0.0	0.0	0.0	0.0	0.0	0.0	0.0	0.0	0.0	0.0	0.0	0.0	0.0	0.0	
	Sewer 71-767.80	0.0	0.0	0.0	0.0	0.0	0.0	0.0	0.0	0.0	0.0	0.0	0.0	0.0	0.0	0.0	
RIO RICO UTILITIES	Total	0.0	0.0	0.0	0.0	0.0	0.0	0.0	0.0	0.0	0.0	0.0	0.0	0.0	0.0	0.0	Rate Case -
	Water 80-186.10	0.0	0.0	0.0	0.0	0.0	0.0	0.0	0.0	0.0	0.0	0.0	0.0	0.0	0.0	0.0	
	Sewer 81-186.10	0.0	0.0	0.0	0.0	0.0	0.0	0.0	0.0	0.0	0.0	0.0	0.0	0.0	0.0	0.0	
GENERAL	Total	0.0	0.0	0.0	0.0	0.0	0.0	0.0	0.0	0.0	0.0	0.0	0.0	0.0	0.0	0.0	
BAREFOOT BAY PROPOANE GAS	Total	0.0	0.0	0.0	0.0	0.0	0.0	0.0	0.0	0.0	0.0	0.0	0.0	0.0	0.0	0.0	
<b>TOTAL</b>		<b>81.5</b>	<b>8.0</b>	<b>8.0</b>	<b>8.5</b>	<b>9.0</b>	<b>8.0</b>	<b>0.0</b>	<b>0.0</b>	<b>8.0</b>	<b>8.0</b>	<b>8.0</b>	<b>8.0</b>	<b>8.0</b>	<b>0.0</b>	<b>0.0</b>	

FCWC - RATE DEPARTMENT  
TIME SHEET

EMPLOYEE: LARRY COEL EMPL #: 11050

WEEK OF: 2/11/96 To 02/25/96

7 = Day Code Start for Program

COMPANY/DIVISION/OPERATIONS	ACCOUNT NUMBERS	TOTAL HOURS	Date:														DESCRIPTION OF WORK	
			02/11	02/12	02/13	02/14	02/15	02/16	02/17	02/18	02/19	02/20	02/21	02/22	02/23	02/24		02/25
			Sun	Mon	Tue	Wed	Thu	Fri	Sat	Sun	Mon	Tue	Wed	Thu	Fri	Sat	Sun	
FCWC																		
<b>N. FT. MYERS</b>	Total	10.0	0.0	0.0	0.0	0.0	3.0	1.0	0.0	0.0	0.0	4.0	2.0	0.0	0.0	0.0	0.0	Rate Case - Discussions, LC Responses to Walk's Letter, Interrogatories & Document Requests & Administration of all responses.
	Water 10-186.10	N/A	N/A	N/A	N/A	N/A	N/A	N/A	N/A	N/A	N/A	N/A	N/A	N/A	N/A	N/A	N/A	Capacity Fees -
	Sewer 11-186.10	10.0	0.0	0.0	0.0	0.0	3.0	1.0	0.0	0.0	0.0	4.0	2.0	0.0	0.0	0.0	0.0	
N. FT. MYERS	Total	0.0	0.0	0.0	0.0	0.0	0.0	0.0	0.0	0.0	0.0	0.0	0.0	0.0	0.0	0.0	0.0	
Cap Fees	Water 12-186.10	N/A	N/A	N/A	N/A	N/A	N/A	N/A	N/A	N/A	N/A	N/A	N/A	N/A	N/A	N/A	N/A	
	Sewer 11-186.11	0.0	0.0	0.0	0.0	0.0	0.0	0.0	0.0	0.0	0.0	0.0	0.0	0.0	0.0	0.0	0.0	
GOLDEN GATE	Total	0.0	0.0	0.0	0.0	0.0	0.0	0.0	0.0	0.0	0.0	0.0	0.0	0.0	0.0	0.0	0.0	Rate Case - Discussions
	Water 20-186.10	0.0	0.0	0.0	0.0	0.0	0.0	0.0	0.0	0.0	0.0	0.0	0.0	0.0	0.0	0.0	0.0	
	Sewer 21-186.10	0.0	0.0	0.0	0.0	0.0	0.0	0.0	0.0	0.0	0.0	0.0	0.0	0.0	0.0	0.0	0.0	
BAREFOOT BAY	Total	28.0	0.0	2.0	4.0	4.0	4.0	4.0	0.0	0.0	0.0	0.0	4.0	0.0	6.0	0.0	0.0	Rate Case - Discussions & Meetings
	Water 30-186.10	14.0	0.0	1.0	2.0	2.0	2.0	2.0	0.0	0.0	0.0	0.0	2.0	0.0	3.0	0.0	0.0	Interrogatories, Audit Report Responses
	Sewer 31-186.10	14.0	0.0	1.0	2.0	2.0	2.0	2.0	0.0	0.0	0.0	0.0	2.0	0.0	3.0	0.0	0.0	Deposition & Prep. & Rate Case Expense Exhibit
11																		
CARROLLWOOD	Total	0.0	0.0	0.0	0.0	0.0	0.0	0.0	0.0	0.0	0.0	0.0	0.0	0.0	0.0	0.0	0.0	Rate Increase Application
	Water 40-667.80	0.0	0.0	0.0	0.0	0.0	0.0	0.0	0.0	0.0	0.0	0.0	0.0	0.0	0.0	0.0	0.0	(Water Consumption Adjustment)
	Sewer 41-186.10	N/A	N/A	N/A	N/A	N/A	N/A	N/A	N/A	N/A	N/A	N/A	N/A	N/A	N/A	N/A	N/A	NOT a Rate Case
SARASOTA	Total	0.0	0.0	0.0	0.0	0.0	0.0	0.0	0.0	0.0	0.0	0.0	0.0	0.0	0.0	0.0	0.0	
	Water 50-186.11	N/A	N/A	N/A	N/A	N/A	N/A	N/A	N/A	N/A	N/A	N/A	N/A	N/A	N/A	N/A	N/A	
	Sewer 51-186.11	0.0	0.0	0.0	0.0	0.0	0.0	0.0	0.0	0.0	0.0	0.0	0.0	0.0	0.0	0.0	0.0	
GENERAL	Total	46.0	0.0	6.0	4.0	4.0	1.0	3.0	0.0	0.0	8.0	4.0	2.0	12.0	2.0	0.0	0.0	Various - Mtgs, Memos, PUI rate case analysis, Seminar, Holiday (1)
											Holiday		Seminar					
POINCIANA UTILITIES	Total	0.0	0.0	0.0	0.0	0.0	0.0	0.0	0.0	0.0	0.0	0.0	0.0	0.0	0.0	0.0	0.0	
	Water 70-667.80	0.0	0.0	0.0	0.0	0.0	0.0	0.0	0.0	0.0	0.0	0.0	0.0	0.0	0.0	0.0	0.0	
	Sewer 71-767.80	0.0	0.0	0.0	0.0	0.0	0.0	0.0	0.0	0.0	0.0	0.0	0.0	0.0	0.0	0.0	0.0	
RIO RICO UTILITIES	Total	0.0	0.0	0.0	0.0	0.0	0.0	0.0	0.0	0.0	0.0	0.0	0.0	0.0	0.0	0.0	0.0	Rate Case - Settlement Agreement.
	Water 80-186.10	0.0	0.0	0.0	0.0	0.0	0.0	0.0	0.0	0.0	0.0	0.0	0.0	0.0	0.0	0.0	0.0	
	Sewer 81-186.10	0.0	0.0	0.0	0.0	0.0	0.0	0.0	0.0	0.0	0.0	0.0	0.0	0.0	0.0	0.0	0.0	
GENERAL	Total	0.0	0.0	0.0	0.0	0.0	0.0	0.0	0.0	0.0	0.0	0.0	0.0	0.0	0.0	0.0	0.0	
BAREFOOT BAY PROPOANE GAS	Total	0.0	0.0	0.0	0.0	0.0	0.0	0.0	0.0	0.0	0.0	0.0	0.0	0.0	0.0	0.0	0.0	
TOTAL		84.0	0.0	6.0	6.0	6.0	6.0	6.0	0.0	0.0	8.0	8.0	8.0	12.0	8.0	0.0	0.0	

FCWC -- RATE DEPARTMENT  
TIME SHEET

EMPLOYEE: LARRY COEL EMPL #: 11059

WEEK OF: 1/26/96 To 02/10/96

5 = Day Code Start for Program

COMPANY/DIVISION/OPERATIONS	ACCOUNT NUMBERS	TOTAL HOURS	Date:														DESCRIPTION OF WORK	
			01/26	01/27	01/28	01/29	01/30	01/31	02/01	02/02	02/03	02/04	02/05	02/06	02/07	02/08		02/09
			Fri	Sat	Sun	Mon	Tue	Wed	Thu	Fri	Sat	Sun	Mon	Tue	Wed	Thu	Fri	Sat
FCWC																		
<b>N. FT. MYERS</b>	Total	0.0	0.0	0.0	0.0	0.0	0.0	0.0	0.0	0.0	0.0	0.0	0.0	0.0	0.0	0.0	0.0	0.0
	Water 10-186.10	N/A	N/A	N/A	N/A	N/A	N/A	N/A	N/A	N/A	N/A	N/A	N/A	N/A	N/A	N/A	N/A	N/A
	Sewer 11-186.10	0.0	0.0	0.0	0.0	0.0	0.0	0.0	0.0	0.0	0.0	0.0	0.0	0.0	0.0	0.0	0.0	0.0
<b>N. FT. MYERS</b>	Total	0.0	0.0	0.0	0.0	0.0	0.0	0.0	0.0	0.0	0.0	0.0	0.0	0.0	0.0	0.0	0.0	0.0
Cap Fees	Water 12-186.10	N/A	N/A	N/A	N/A	N/A	N/A	N/A	N/A	N/A	N/A	N/A	N/A	N/A	N/A	N/A	N/A	N/A
	Sewer 11-186.11	0.0	0.0	0.0	0.0	0.0	0.0	0.0	0.0	0.0	0.0	0.0	0.0	0.0	0.0	0.0	0.0	0.0
<b>GOLDEN GATE</b>	Total	0.0	0.0	0.0	0.0	0.0	0.0	0.0	0.0	0.0	0.0	0.0	0.0	0.0	0.0	0.0	0.0	0.0
	Water 20-186.10	0.0	0.0	0.0	0.0	0.0	0.0	0.0	0.0	0.0	0.0	0.0	0.0	0.0	0.0	0.0	0.0	0.0
	Sewer 21-186.10	0.0	0.0	0.0	0.0	0.0	0.0	0.0	0.0	0.0	0.0	0.0	0.0	0.0	0.0	0.0	0.0	0.0
<b>BAREFOOT BAY</b>	Total	49.0	4.0	0.0	0.0	4.0	4.0	11.0	2.0	2.0	0.0	0.0	4.0	11.0	3.0	4.0	0.0	0.0
	Water 30-186.10	24.5	2.0	0.0	0.0	2.0	2.0	5.5	1.0	1.0	0.0	0.0	2.0	5.5	1.5	2.0	0.0	0.0
	Sewer 31-186.10	24.5	2.0	0.0	0.0	2.0	2.0	5.5	1.0	1.0	0.0	0.0	2.0	5.5	1.5	2.0	0.0	0.0
<b>CARROLLWOOD</b>	Total	0.0	0.0	0.0	0.0	0.0	0.0	0.0	0.0	0.0	0.0	0.0	0.0	0.0	0.0	0.0	0.0	0.0
	Water 40-667.80	0.0	0.0	0.0	0.0	0.0	0.0	0.0	0.0	0.0	0.0	0.0	0.0	0.0	0.0	0.0	0.0	0.0
	Sewer 41-186.10	N/A	N/A	N/A	N/A	N/A	N/A	N/A	N/A	N/A	N/A	N/A	N/A	N/A	N/A	N/A	N/A	N/A
<b>SARASOTA</b>	Total	0.0	0.0	0.0	0.0	0.0	0.0	0.0	0.0	0.0	0.0	0.0	0.0	0.0	0.0	0.0	0.0	0.0
	Water 50-186.11	N/A	N/A	N/A	N/A	N/A	N/A	N/A	N/A	N/A	N/A	N/A	N/A	N/A	N/A	N/A	N/A	N/A
	Sewer 51-186.11	0.0	0.0	0.0	0.0	0.0	0.0	0.0	0.0	0.0	0.0	0.0	0.0	0.0	0.0	0.0	0.0	0.0
<b>GENERAL</b>	Total	43.0	4.0	0.0	0.0	2.0	4.0	0.0	6.0	6.0	0.0	0.0	4.0	0.0	5.0	4.0	8.0	0.0
																	Vacation	Various - Mtgs, Memos, Affil Transactions Audit, FM Water Issue Vacation (1)
<b>POINCIANA UTILITIES</b>	Total	2.0	0.0	0.0	0.0	2.0	0.0	0.0	0.0	0.0	0.0	0.0	0.0	0.0	0.0	0.0	0.0	0.0
	Water 70-667.80	1.0	0.0	0.0	0.0	1.0	0.0	0.0	0.0	0.0	0.0	0.0	0.0	0.0	0.0	0.0	0.0	0.0
	Sewer 71-767.80	1.0	0.0	0.0	0.0	1.0	0.0	0.0	0.0	0.0	0.0	0.0	0.0	0.0	0.0	0.0	0.0	0.0
<b>RIO RICO UTILITIES</b>	Total	0.0	0.0	0.0	0.0	0.0	0.0	0.0	0.0	0.0	0.0	0.0	0.0	0.0	0.0	0.0	0.0	0.0
	Water 80-186.10	0.0	0.0	0.0	0.0	0.0	0.0	0.0	0.0	0.0	0.0	0.0	0.0	0.0	0.0	0.0	0.0	0.0
	Sewer 81-186.10	0.0	0.0	0.0	0.0	0.0	0.0	0.0	0.0	0.0	0.0	0.0	0.0	0.0	0.0	0.0	0.0	0.0
<b>GENERAL</b>	Total	0.0	0.0	0.0	0.0	0.0	0.0	0.0	0.0	0.0	0.0	0.0	0.0	0.0	0.0	0.0	0.0	0.0
<b>BAREFOOT BAY PROPOANE GAS</b>	Total	0.0	0.0	0.0	0.0	0.0	0.0	0.0	0.0	0.0	0.0	0.0	0.0	0.0	0.0	0.0	0.0	0.0
<b>TOTAL</b>		<b>94.0</b>	<b>8.0</b>	<b>0.0</b>	<b>0.0</b>	<b>8.0</b>	<b>8.0</b>	<b>11.0</b>	<b>8.0</b>	<b>8.0</b>	<b>0.0</b>	<b>0.0</b>	<b>8.0</b>	<b>11.0</b>	<b>8.0</b>	<b>8.0</b>	<b>8.0</b>	<b>0.0</b>

FCWC - RATE DEPARTMENT  
TIME SHEET

EMPLOYEE: LARRY COEL      EMPL #: 11059

WEEK OF: 1/11/96      To      01/25/96

4 = Day Code Start for Program

COMPANY/DIVISION/OPERATIONS	ACCOUNT NUMBERS	TOTAL HOURS	Date:														DESCRIPTION OF WORK
			01/11	01/12	01/13	01/14	01/15	01/16	01/17	01/18	01/19	01/20	01/21	01/22	01/23	01/24	
			Thu	Fri	Sat	Sun	Mon	Tue	Wed	Thu	Fri	Sat	Sun	Mon	Tue	Wed	Thu
FCWC																	
<b>N. FT. MYERS</b>	Total	0.0	0.0	0.0	0.0	0.0	0.0	0.0	0.0	0.0	0.0	0.0	0.0	0.0	0.0	0.0	0.0
	Water 10-186.10	N/A	N/A	N/A	N/A	N/A	N/A	N/A	N/A	N/A	N/A	N/A	N/A	N/A	N/A	N/A	N/A
	Sewer 11-186.10	0.0	0.0	0.0	0.0	0.0	0.0	0.0	0.0	0.0	0.0	0.0	0.0	0.0	0.0	0.0	0.0
<b>N. FT. MYERS</b>	Total	0.0	0.0	0.0	0.0	0.0	0.0	0.0	0.0	0.0	0.0	0.0	0.0	0.0	0.0	0.0	0.0
Cap Fees	Water 12-186.10	N/A	N/A	N/A	N/A	N/A	N/A	N/A	N/A	N/A	N/A	N/A	N/A	N/A	N/A	N/A	N/A
	Sewer 11-186.11	0.0	0.0	0.0	0.0	0.0	0.0	0.0	0.0	0.0	0.0	0.0	0.0	0.0	0.0	0.0	0.0
<b>GOLDEN GATE</b>	Total	0.0	0.0	0.0	0.0	0.0	0.0	0.0	0.0	0.0	0.0	0.0	0.0	0.0	0.0	0.0	0.0
	Water 20-186.10	0.0	0.0	0.0	0.0	0.0	0.0	0.0	0.0	0.0	0.0	0.0	0.0	0.0	0.0	0.0	0.0
	Sewer 21-186.10	0.0	0.0	0.0	0.0	0.0	0.0	0.0	0.0	0.0	0.0	0.0	0.0	0.0	0.0	0.0	0.0
<b>BAREFOOT BAY</b>	Total	25.0	2.0	0.0	0.0	0.0	0.0	4.0	6.0	4.0	2.0	0.0	0.0	0.0	2.0	3.0	2.0
	Water 30-186.10	12.5	1.0	0.0	0.0	0.0	0.0	2.0	3.0	2.0	1.0	0.0	0.0	0.0	1.0	1.5	1.0
	Sewer 31-186.10	12.5	1.0	0.0	0.0	0.0	0.0	2.0	3.0	2.0	1.0	0.0	0.0	0.0	1.0	1.5	1.0
<b>CARROLLWOOD</b>	Total	21.0	2.0	4.0	0.0	0.0	4.0	2.0	0.0	0.0	0.0	0.0	0.0	5.0	2.0	2.0	0.0
	Water 40-667.80	21.0	2.0	4.0	0.0	0.0	4.0	2.0	0.0	0.0	0.0	0.0	0.0	5.0	2.0	2.0	0.0
	Sewer 41-186.10	N/A	N/A	N/A	N/A	N/A	N/A	N/A	N/A	N/A	N/A	N/A	N/A	N/A	N/A	N/A	N/A
<b>SARASOTA</b>	Total	0.0	0.0	0.0	0.0	0.0	0.0	0.0	0.0	0.0	0.0	0.0	0.0	0.0	0.0	0.0	0.0
	Water 50-186.11	N/A	N/A	N/A	N/A	N/A	N/A	N/A	N/A	N/A	N/A	N/A	N/A	N/A	N/A	N/A	N/A
	Sewer 51-186.11	0.0	0.0	0.0	0.0	0.0	0.0	0.0	0.0	0.0	0.0	0.0	0.0	0.0	0.0	0.0	0.0
<b>GENERAL</b>	Total	40.0	2.0	4.0	0.0	0.0	4.0	2.0	2.0	4.0	6.0	0.0	0.0	3.0	4.0	3.0	6.0
<b>POINCIANA UTILITIES</b>	Total	0.0	0.0	0.0	0.0	0.0	0.0	0.0	0.0	0.0	0.0	0.0	0.0	0.0	0.0	0.0	0.0
	Water 70-667.80	0.0	0.0	0.0	0.0	0.0	0.0	0.0	0.0	0.0	0.0	0.0	0.0	0.0	0.0	0.0	0.0
	Sewer 71-767.80	0.0	0.0	0.0	0.0	0.0	0.0	0.0	0.0	0.0	0.0	0.0	0.0	0.0	0.0	0.0	0.0
<b>RIO RICO UTILITIES</b>	Total	2.0	2.0	0.0	0.0	0.0	0.0	0.0	0.0	0.0	0.0	0.0	0.0	0.0	0.0	0.0	0.0
	Water 80-186.10	1.0	1.0	0.0	0.0	0.0	0.0	0.0	0.0	0.0	0.0	0.0	0.0	0.0	0.0	0.0	0.0
	Sewer 81-186.10	1.0	1.0	0.0	0.0	0.0	0.0	0.0	0.0	0.0	0.0	0.0	0.0	0.0	0.0	0.0	0.0
<b>GENERAL</b>	Total	0.0	0.0	0.0	0.0	0.0	0.0	0.0	0.0	0.0	0.0	0.0	0.0	0.0	0.0	0.0	0.0
<b>BAREFOOT BAY PROPOANE GAS</b>	Total	0.0	0.0	0.0	0.0	0.0	0.0	0.0	0.0	0.0	0.0	0.0	0.0	0.0	0.0	0.0	0.0
<b>TOTAL</b>		88.0	8.0	8.0	0.0	0.0	8.0	8.0	8.0	8.0	6.0	0.0	0.0	8.0	8.0	8.0	0.0

**N. FT. MYERS**

13

Rate Case -  
Discussions, Testimony

Capacity Fees -

Rate Case -  
Discussions

Rate Case - Audit, Discussions &  
Meetings, Cust Notice, Affidavit,  
Tariff Distribution, Presentation Exhibits

Rate Increase Application  
(Water Consumption Adjustment)  
NOT a Rate Case

Various - Mtgs, Memos,  
Affil Transactions Audit, FM Water Issue

Rate Case - Review ACC & RUCO  
Testimony, Mtgs & Discussions  
Settlement Agreement.

FCWC - RATE DEPARTMENT  
TIME SHEET

EMPLOYEE: LARRY COEL      EMPL #: 11059

WEEK OF: 12/26/95      To      01/10/96

2 = Day Code Start for Program

COMPANY/DIVISION/OPERATIONS	ACCOUNT NUMBERS	TOTAL HOURS	Date:																	DESCRIPTION OF WORK
			12/26	12/27	12/28	12/29	12/30	12/31	01/01	01/02	01/03	01/04	01/05	01/06	01/07	01/08	01/09	01/10		
			Tue	Wed	Thu	Fri	Sat	Sun	Mon	Tue	Wed	Thu	Fri	Sat	Sun	Mon	Tue	Wed		
FCWC																				
<b>N. FT. MYERS</b>	Total	11.0	0.0	0.0	0.0	0.0	0.0	0.0	0.0	2.0	2.0	1.0	1.0	0.0	0.0	3.0	1.0	1.0	Rate Case -	
	Water 10-186.10	N/A	N/A	N/A	N/A	N/A	N/A	N/A	N/A	N/A	N/A	N/A	N/A	N/A	N/A	N/A	N/A	N/A	N/A	Discussions, Testimony
	Sewer 11-186.10	11.0	0.0	0.0	0.0	0.0	0.0	0.0	0.0	2.0	2.0	1.0	1.0	0.0	0.0	3.0	1.0	1.0		
N. FT. MYERS Cap Fees	Total	0.0	0.0	0.0	0.0	0.0	0.0	0.0	0.0	0.0	0.0	0.0	0.0	0.0	0.0	0.0	0.0	0.0	Capacity Fees -	
	Water 12-186.10	N/A	N/A	N/A	N/A	N/A	N/A	N/A	N/A	N/A	N/A	N/A	N/A	N/A	N/A	N/A	N/A	N/A		
	Sewer 11-186.11	0.0	0.0	0.0	0.0	0.0	0.0	0.0	0.0	0.0	0.0	0.0	0.0	0.0	0.0	0.0	0.0	0.0		
GOLDEN GATE	Total	0.0	0.0	0.0	0.0	0.0	0.0	0.0	0.0	0.0	0.0	0.0	0.0	0.0	0.0	0.0	0.0	0.0	Rate Case -	
	Water 20-186.10	0.0	0.0	0.0	0.0	0.0	0.0	0.0	0.0	0.0	0.0	0.0	0.0	0.0	0.0	0.0	0.0	0.0	Discussions	
	Sewer 21-186.10	0.0	0.0	0.0	0.0	0.0	0.0	0.0	0.0	0.0	0.0	0.0	0.0	0.0	0.0	0.0	0.0	0.0		
BAREFOOT BAY NEW ---->	Total	12.0	0.0	0.0	0.0	0.0	0.0	0.0	0.0	2.0	2.0	2.0	0.0	0.0	0.0	2.0	2.0	2.0	Rate Case - Audit, Discussions &	
	Water 30-186.10	6.0	0.0	0.0	0.0	0.0	0.0	0.0	0.0	1.0	1.0	1.0	0.0	0.0	0.0	1.0	1.0	1.0	Meetings, Interim Tariffs & Cust Notice	
	Sewer 31-186.10	6.0	0.0	0.0	0.0	0.0	0.0	0.0	0.0	1.0	1.0	1.0	0.0	0.0	0.0	1.0	1.0	1.0	Review Staff Recon on Interim Rates	
CARROLLWOOD	Total	5.0	0.0	0.0	0.0	0.0	0.0	0.0	0.0	0.0	1.0	2.0	0.0	0.0	0.0	0.0	2.0	0.0	Rate Increase Application	
	Water 40-667.80	5.0	0.0	0.0	0.0	0.0	0.0	0.0	0.0	0.0	0.0	1.0	2.0	0.0	0.0	0.0	2.0	0.0	(Water Consumption Adjustment)	
	Sewer 41-186.10	N/A	N/A	N/A	N/A	N/A	N/A	N/A	N/A	N/A	N/A	N/A	N/A	N/A	N/A	N/A	N/A	N/A	NOT a Rate Case	
SARASOTA	Total	0.0	0.0	0.0	0.0	0.0	0.0	0.0	0.0	0.0	0.0	0.0	0.0	0.0	0.0	0.0	0.0	0.0		
	Water 50-186.11	N/A	N/A	N/A	N/A	N/A	N/A	N/A	N/A	N/A	N/A	N/A	N/A	N/A	N/A	N/A	N/A	N/A	N/A	
	Sewer 51-186.11	0.0	0.0	0.0	0.0	0.0	0.0	0.0	0.0	0.0	0.0	0.0	0.0	0.0	0.0	0.0	0.0	0.0		
GENERAL	Total	32.0	4.0	0.0	0.0	0.0	0.0	0.0	8.0	2.0	4.0	2.0	4.0	0.0	0.0	2.0	2.0	4.0	Various - Mtgs, Memos,	
																		Holiday Affil Transactions Audit, FM Water Issue Program 1995 Fin Model, Holiday (1)		
POINCIANA UTILITIES	Total	0.0	0.0	0.0	0.0	0.0	0.0	0.0	0.0	0.0	0.0	0.0	0.0	0.0	0.0	0.0	0.0	0.0		
	Water 70-667.80	0.0	0.0	0.0	0.0	0.0	0.0	0.0	0.0	0.0	0.0	0.0	0.0	0.0	0.0	0.0	0.0	0.0		
	Sewer 71-767.80	0.0	0.0	0.0	0.0	0.0	0.0	0.0	0.0	0.0	0.0	0.0	0.0	0.0	0.0	0.0	0.0	0.0		
RIO RICO UTILITIES	Total	44.0	4.0	10.0	10.0	12.0	0.0	0.0	0.0	2.0	0.0	2.0	1.0	0.0	0.0	1.0	1.0	1.0	Rate Case - Review ACC & RUCO	
	Water 80-186.10	22.0	2.0	5.0	5.0	6.0	0.0	0.0	0.0	1.0	0.0	1.0	0.5	0.0	0.0	0.5	0.5	0.5	Testimony, Mtgs & Discussions	
	Sewer 81-186.10	22.0	2.0	5.0	5.0	6.0	0.0	0.0	0.0	1.0	0.0	1.0	0.5	0.0	0.0	0.5	0.5	0.5	Mtgs & Discussions in Arizona	
GENERAL	Total	0.0	0.0	0.0	0.0	0.0	0.0	0.0	0.0	0.0	0.0	0.0	0.0	0.0	0.0	0.0	0.0	0.0	Settlement Agreement.	
BAREFOOT BAY PROPOANE GAS	Total	0.0	0.0	0.0	0.0	0.0	0.0	0.0	0.0	0.0	0.0	0.0	0.0	0.0	0.0	0.0	0.0	0.0		
TOTAL		104.0	8.0	10.0	10.0	12.0	0.0	0.0	8.0	6.0	6.0	6.0	6.0	0.0	0.0	8.0	8.0	8.0		

14

FCWC - RATE DEPARTMENT  
TIME SHEET

EMPLOYEE: LARRY COEL      EMPL #: 11059

WEEK OF: 12/11/95      To 12/25/95

1 = Day Code Start for Program

COMPANY/DIVISION/OPERATIONS	ACCOUNT NUMBERS	TOTAL HOURS	Date:																DESCRIPTION OF WORK
			12/11	12/12	12/13	12/14	12/15	12/16	12/17	12/18	12/19	12/20	12/21	12/22	12/23	12/24	12/25		
			Mon	Tue	Wed	Thu	Fri	Sat	Sun	Mon	Tue	Wed	Thu	Fri	Sat	Sun	Mon		
<b>FCWC</b>																			
<b>N. FT. MYERS</b>	Total	14.0	2.0	2.0	0.0	2.0	0.0	0.0	0.0	2.0	2.0	2.0	2.0	0.0	0.0	0.0	0.0	Rate Case - Tariffs & Cust Notice, Discussions, Testimony	
	Water 10-186.10	N/A	N/A	N/A	N/A	N/A	N/A	N/A	N/A	N/A	N/A	N/A	N/A	N/A	N/A	N/A	N/A		
	Sewer 11-186.10	14.0	2.0	2.0	0.0	2.0	0.0	0.0	0.0	2.0	2.0	2.0	2.0	0.0	0.0	0.0	0.0		
<b>N. FT. MYERS</b>	Total	0.0	0.0	0.0	0.0	0.0	0.0	0.0	0.0	0.0	0.0	0.0	0.0	0.0	0.0	0.0	0.0	Capacity Fees -	
<b>Cap Fees</b>	Water 12-186.10	N/A	N/A	N/A	N/A	N/A	N/A	N/A	N/A	N/A	N/A	N/A	N/A	N/A	N/A	N/A			
	Sewer 11-186.11	0.0	0.0	0.0	0.0	0.0	0.0	0.0	0.0	0.0	0.0	0.0	0.0	0.0	0.0	0.0	0.0		
<b>GOLDEN GATE</b>	Total	0.0	0.0	0.0	0.0	0.0	0.0	0.0	0.0	0.0	0.0	0.0	0.0	0.0	0.0	0.0	0.0	Rate Case - Discussions	
	Water 20-186.10	0.0	0.0	0.0	0.0	0.0	0.0	0.0	0.0	0.0	0.0	0.0	0.0	0.0	0.0	0.0	0.0		
	Sewer 21-186.10	0.0	0.0	0.0	0.0	0.0	0.0	0.0	0.0	0.0	0.0	0.0	0.0	0.0	0.0	0.0	0.0		
<b>BAREFOOT BAY</b>	Total	10.0	0.0	2.0	2.0	2.0	0.0	0.0	0.0	0.0	0.0	2.0	2.0	0.0	0.0	0.0	0.0	Rate Case - Audit, Discussions & Meetings, Synopsis, Cust Notice	
	NEW ----> Water 30-186.10	5.0	0.0	1.0	1.0	1.0	0.0	0.0	0.0	0.0	0.0	1.0	1.0	0.0	0.0	0.0	0.0	Review Staff Recomm on Interim Rates	
	Sewer 31-186.10	5.0	0.0	1.0	1.0	1.0	0.0	0.0	0.0	0.0	0.0	1.0	1.0	0.0	0.0	0.0	0.0		
<b>CARROLLWOOD</b>	Total	4.0	0.0	0.0	0.0	0.0	0.0	0.0	0.0	2.0	2.0	0.0	0.0	0.0	0.0	0.0	0.0	Rate Increase Application (Water Consumption Adjustment) NOT a Rate Case	
	Water 40-667.80	4.0	0.0	0.0	0.0	0.0	0.0	0.0	0.0	2.0	2.0	0.0	0.0	0.0	0.0	0.0	0.0		
	Sewer 41-186.10	N/A	N/A	N/A	N/A	N/A	N/A	N/A	N/A	N/A	N/A	N/A	N/A	N/A	N/A	N/A			
<b>SARASOTA</b>	Total	0.0	0.0	0.0	0.0	0.0	0.0	0.0	0.0	0.0	0.0	0.0	0.0	0.0	0.0	0.0	0.0		
	Water 50-186.11	N/A	N/A	N/A	N/A	N/A	N/A	N/A	N/A	N/A	N/A	N/A	N/A	N/A	N/A	N/A			
	Sewer 51-186.11	0.0	0.0	0.0	0.0	0.0	0.0	0.0	0.0	0.0	0.0	0.0	0.0	0.0	0.0	0.0	0.0		
<b>GENERAL</b>	Total	50.5	2.0	4.0	6.5	4.0	8.0			2.0	2.0	2.0	4.0	8.0			8.0	Various - Mtgs, Memos, Update Stats Affil Transactions Audit, FM Water Issue 5 Yr Budget, Vacation (2), Holiday (1)	
								Vacation						Vacation			Holiday		
<b>POINCIANA UTILITIES</b>	Total	0.0	0.0	0.0	0.0	0.0	0.0	0.0	0.0	0.0	0.0	0.0	0.0	0.0	0.0	0.0	0.0		
	Water 70-667.80	0.0	0.0	0.0	0.0	0.0	0.0	0.0	0.0	0.0	0.0	0.0	0.0	0.0	0.0	0.0	0.0		
	Sewer 71-767.80	0.0	0.0	0.0	0.0	0.0	0.0	0.0	0.0	0.0	0.0	0.0	0.0	0.0	0.0	0.0	0.0		
<b>RIO RICO UTILITIES</b>	Total	10.0	4.0	0.0	0.0	0.0	0.0	0.0	0.0	2.0	2.0	2.0	0.0	0.0	0.0	0.0	0.0	Rate Case - Review ACC & RUCO Testimony, Mtgs & Discussions Rebuttal Testimony	
	Water 80-186.10	5.0	2.0	0.0	0.0	0.0	0.0	0.0	0.0	1.0	1.0	1.0	0.0	0.0	0.0	0.0	0.0		
	Sewer 81-186.10	5.0	2.0	0.0	0.0	0.0	0.0	0.0	0.0	1.0	1.0	1.0	0.0	0.0	0.0	0.0	0.0		
<b>GENERAL</b>	Total	0.0	0.0	0.0	0.0	0.0	0.0	0.0	0.0	0.0	0.0	0.0	0.0	0.0	0.0	0.0	0.0		
<b>BAREFOOT BAY PROPOANE GAS</b>	Total	0.0	0.0	0.0	0.0	0.0	0.0	0.0	0.0	0.0	0.0	0.0	0.0	0.0	0.0	0.0	0.0		
<b>TOTAL</b>		<b>68.5</b>	<b>8.0</b>	<b>8.0</b>	<b>6.5</b>	<b>8.0</b>	<b>8.0</b>	<b>0.0</b>	<b>0.0</b>	<b>8.0</b>	<b>8.0</b>	<b>6.0</b>	<b>8.0</b>	<b>8.0</b>	<b>0.0</b>	<b>0.0</b>	<b>8.0</b>	<b>0.0</b>	

FCWC - RATE DEPARTMENT  
TIME SHEET

EMPLOYEE: LARRY COEL EMPL #: 11059

WEEK OF: 11/26/95 To 12/10/95

7 = Day Code Start for Program

COMPANY/DIVISION/OPERATIONS	ACCOUNT NUMBERS	TOTAL HOURS	Date:														DESCRIPTION OF WORK	
			11/26	11/27	11/28	11/29	11/30	12/01	12/02	12/03	12/04	12/05	12/06	12/07	12/08	12/09		12/10
			Sun	Mon	Tue	Wed	Thu	Fri	Sat	Sun	Mon	Tue	Wed	Thu	Fri	Sat	Sun	
FCWC N. FT. MYERS	Total	19.0	0.0	0.0	2.0	4.0	4.0	2.0	0.0	0.0	2.0	1.0	1.0	1.0	2.0	0.0	0.0	Rate Case - Review PAA Order, Tariffs & Cust Notice, Discussions, Testimony
	Water 10-186.10	N/A	N/A	N/A	N/A	N/A	N/A	N/A	N/A	N/A	N/A	N/A	N/A	N/A	N/A	N/A	N/A	
	Sewer 11-186.10	19.0	0.0	0.0	2.0	4.0	4.0	2.0	0.0	0.0	2.0	1.0	1.0	1.0	2.0	0.0	0.0	
N. FT. MYERS Cap Fees	Total	0.0	0.0	0.0	0.0	0.0	0.0	0.0	0.0	0.0	0.0	0.0	0.0	0.0	0.0	0.0	0.0	Capacity Fees -
	Water 12-186.10	N/A	N/A	N/A	N/A	N/A	N/A	N/A	N/A	N/A	N/A	N/A	N/A	N/A	N/A	N/A	N/A	
	Sewer 11-186.11	0.0	0.0	0.0	0.0	0.0	0.0	0.0	0.0	0.0	0.0	0.0	0.0	0.0	0.0	0.0	0.0	
GOLDEN GATE	Total	0.0	0.0	0.0	0.0	0.0	0.0	0.0	0.0	0.0	0.0	0.0	0.0	0.0	0.0	0.0	0.0	Rate Case - Discussions
	Water 20-186.10	0.0	0.0	0.0	0.0	0.0	0.0	0.0	0.0	0.0	0.0	0.0	0.0	0.0	0.0	0.0	0.0	
	Sewer 21-186.10	0.0	0.0	0.0	0.0	0.0	0.0	0.0	0.0	0.0	0.0	0.0	0.0	0.0	0.0	0.0	0.0	
BAREFOOT BAY NEW ---->	Total	11.0	0.0	3.0	0.0	0.0	0.0	0.0	0.0	0.0	2.0	2.0	2.0	2.0	0.0	0.0	0.0	Rate Case - Audit Discussions & Meetings
	Water 30-186.10	5.5	0.0	1.5	0.0	0.0	0.0	0.0	0.0	0.0	1.0	1.0	1.0	1.0	0.0	0.0	0.0	
	Sewer 31-186.10	5.5	0.0	1.5	0.0	0.0	0.0	0.0	0.0	0.0	1.0	1.0	1.0	1.0	0.0	0.0	0.0	
CARROLLWOOD	Total	0.0	0.0	0.0	0.0	0.0	0.0	0.0	0.0	0.0	0.0	0.0	0.0	0.0	0.0	0.0	0.0	Rate Increase Application (Water Consumption Adjustment) NOT a Rate Case
	Water 40-667.80	0.0	0.0	0.0	0.0	0.0	0.0	0.0	0.0	0.0	0.0	0.0	0.0	0.0	0.0	0.0	0.0	
	Sewer 41-186.10	N/A	N/A	N/A	N/A	N/A	N/A	N/A	N/A	N/A	N/A	N/A	N/A	N/A	N/A	N/A	N/A	
SARASOTA	Total	0.0	0.0	0.0	0.0	0.0	0.0	0.0	0.0	0.0	0.0	0.0	0.0	0.0	0.0	0.0	0.0	
	Water 50-186.11	N/A	N/A	N/A	N/A	N/A	N/A	N/A	N/A	N/A	N/A	N/A	N/A	N/A	N/A	N/A	N/A	
	Sewer 51-186.11	0.0	0.0	0.0	0.0	0.0	0.0	0.0	0.0	0.0	0.0	0.0	0.0	0.0	0.0	0.0	0.0	
GENERAL	Total	21.0	0.0	2.0	4.0	3.0	1.0	4.0	0.0	0.0	2.0	1.0	1.0	2.0	1.0	0.0	0.0	Various - Mtgs, Memos, Update Stats E & Y Audit Bond Issue, Carrollwood Tariffs
POINCIANA UTILITIES	Total	0.0	0.0	0.0	0.0	0.0	0.0	0.0	0.0	0.0	0.0	0.0	0.0	0.0	0.0	0.0	0.0	
	Water 70-667.80	0.0	0.0	0.0	0.0	0.0	0.0	0.0	0.0	0.0	0.0	0.0	0.0	0.0	0.0	0.0	0.0	
	Sewer 71-767.80	0.0	0.0	0.0	0.0	0.0	0.0	0.0	0.0	0.0	0.0	0.0	0.0	0.0	0.0	0.0	0.0	
RIO RICO UTILITIES	Total	29.0	0.0	3.0	2.0	1.0	3.0	2.0	0.0	0.0	2.0	4.0	4.0	3.0	5.0	0.0	0.0	Rate Case - Review ACC & RUCO Testimony, Mtgs & Discussions Rebuttal Testimony & Rate Case Expense Exhibit
	Water 80-186.10	14.5	0.0	1.5	1.0	0.5	1.5	1.0	0.0	0.0	1.0	2.0	2.0	1.5	2.5	0.0	0.0	
	Sewer 81-186.10	14.5	0.0	1.5	1.0	0.5	1.5	1.0	0.0	0.0	1.0	2.0	2.0	1.5	2.5	0.0	0.0	
GENERAL	Total	0.0	0.0	0.0	0.0	0.0	0.0	0.0	0.0	0.0	0.0	0.0	0.0	0.0	0.0	0.0	0.0	
BAREFOOT BAY PROPOANE GAS	Total	0.0	0.0	0.0	0.0	0.0	0.0	0.0	0.0	0.0	0.0	0.0	0.0	0.0	0.0	0.0	0.0	
TOTAL		80.0	0.0	8.0	8.0	8.0	8.0	8.0	0.0	0.0	8.0	8.0	8.0	8.0	8.0	0.0	0.0	

FCWC - RATE DEPARTMENT  
TIME SHEET

EMPLOYEE: LARRY COEL EMPL #: 11059

WEEK OF: 11/11/95 To 11/25/95

6 = Day Code Start for Program

COMPANY/DIVISION/OPERATIONS	ACCOUNT NUMBERS	TOTAL HOURS	Date:																	DESCRIPTION OF WORK
			11/11	11/12	11/13	11/14	11/15	11/16	11/17	11/18	11/19	11/20	11/21	11/22	11/23	11/24	11/25			
			Sat	Sun	Mon	Tue	Wed	Thu	Fri	Sat	Sun	Mon	Tue	Wed	Thu	Fri	Sat			
FCWC																				
<b>N. FT. MYERS</b>	Total	4.0	0.0	0.0	0.0	2.0	2.0	0.0	0.0	0.0	0.0	0.0	0.0	0.0	0.0	0.0	0.0	0.0	Rate Case - Review PAA Order, Tariffs & Cust Notice, Discussions,	
	Water 10-186.10	N/A	N/A	N/A	N/A	N/A	N/A	N/A	N/A	N/A	N/A	N/A	N/A	N/A	N/A	N/A	N/A	N/A		
	Sewer 11-186.10	4.0	0.0	0.0	0.0	2.0	2.0	0.0	0.0	0.0	0.0	0.0	0.0	0.0	0.0	0.0	0.0	0.0		
<b>N. FT. MYERS</b>	Total	0.0	0.0	0.0	0.0	0.0	0.0	0.0	0.0	0.0	0.0	0.0	0.0	0.0	0.0	0.0	0.0	0.0	Capacity Fees -	
Cap Fees	Water 12-186.10	N/A	N/A	N/A	N/A	N/A	N/A	N/A	N/A	N/A	N/A	N/A	N/A	N/A	N/A	N/A	N/A	N/A		
	Sewer 11-186.11	0.0	0.0	0.0	0.0	0.0	0.0	0.0	0.0	0.0	0.0	0.0	0.0	0.0	0.0	0.0	0.0	0.0		
<b>GOLDEN GATE</b>	Total	0.0	0.0	0.0	0.0	0.0	0.0	0.0	0.0	0.0	0.0	0.0	0.0	0.0	0.0	0.0	0.0	0.0	Rate Case - Discussions	
	Water 20-186.10	0.0	0.0	0.0	0.0	0.0	0.0	0.0	0.0	0.0	0.0	0.0	0.0	0.0	0.0	0.0	0.0	0.0		
	Sewer 21-186.10	0.0	0.0	0.0	0.0	0.0	0.0	0.0	0.0	0.0	0.0	0.0	0.0	0.0	0.0	0.0	0.0	0.0		
<b>BAREFOOT BAY</b>	Total	4.0	0.0	0.0	2.0	0.0	2.0	0.0	0.0	0.0	0.0	0.0	0.0	0.0	0.0	0.0	0.0	0.0	Rate Case - Discussions & Meetings	
NEW ---->	Water 30-186.10	2.0	0.0	0.0	1.0	0.0	1.0	0.0	0.0	0.0	0.0	0.0	0.0	0.0	0.0	0.0	0.0	0.0		
	Sewer 31-186.10	2.0	0.0	0.0	1.0	0.0	1.0	0.0	0.0	0.0	0.0	0.0	0.0	0.0	0.0	0.0	0.0	0.0		
17																				
<b>CARROLLWOOD</b>	Total	7.0	0.0	0.0	0.0	0.0	0.0	3.0	2.0	0.0	0.0	2.0	0.0	0.0	0.0	0.0	0.0	0.0	Rate Increase Application (Water Consumption Adjustment) NOT a Rate Case	
	Water 40-667.80	7.0	0.0	0.0	0.0	0.0	0.0	3.0	2.0	0.0	0.0	2.0	0.0	0.0	0.0	0.0	0.0	0.0		
	Sewer 41-186.10	N/A	N/A	N/A	N/A	N/A	N/A	N/A	N/A	N/A	N/A	N/A	N/A	N/A	N/A	N/A	N/A	N/A		
<b>SARASOTA</b>	Total	0.0	0.0	0.0	0.0	0.0	0.0	0.0	0.0	0.0	0.0	0.0	0.0	0.0	0.0	0.0	0.0	0.0		
	Water 50-186.11	N/A	N/A	N/A	N/A	N/A	N/A	N/A	N/A	N/A	N/A	N/A	N/A	N/A	N/A	N/A	N/A	N/A		
	Sewer 51-186.11	0.0	0.0	0.0	0.0	0.0	0.0	0.0	0.0	0.0	0.0	0.0	0.0	0.0	0.0	0.0	0.0	0.0		
<b>GENERAL</b>	Total	66.0	0.0	0.0	6.0	6.0	5.0	5.0	6.0	0.0	0.0	6.0	6.0	6.0	6.0	6.0	0.0	0.0	Various - Mtgs, Memos, Update State E & Y Audit Bond Issue, VACATION (2), HOLIDAYS (2)	
												Vaca.	Vaca.	Holiday	Holiday					
<b>POINCIANA UTILITIES</b>	Total	0.0	0.0	0.0	0.0	0.0	0.0	0.0	0.0	0.0	0.0	0.0	0.0	0.0	0.0	0.0	0.0	0.0		
	Water 70-667.80	0.0	0.0	0.0	0.0	0.0	0.0	0.0	0.0	0.0	0.0	0.0	0.0	0.0	0.0	0.0	0.0	0.0		
	Sewer 71-767.80	0.0	0.0	0.0	0.0	0.0	0.0	0.0	0.0	0.0	0.0	0.0	0.0	0.0	0.0	0.0	0.0	0.0		
<b>RIO RICO UTILITIES</b>	Total	0.0	0.0	0.0	0.0	0.0	0.0	0.0	0.0	0.0	0.0	0.0	0.0	0.0	0.0	0.0	0.0	0.0	Rate Case -	
	Water 80-186.10	0.0	0.0	0.0	0.0	0.0	0.0	0.0	0.0	0.0	0.0	0.0	0.0	0.0	0.0	0.0	0.0	0.0		
	Sewer 81-186.10	0.0	0.0	0.0	0.0	0.0	0.0	0.0	0.0	0.0	0.0	0.0	0.0	0.0	0.0	0.0	0.0	0.0		
<b>GENERAL</b>	Total	0.0	0.0	0.0	0.0	0.0	0.0	0.0	0.0	0.0	0.0	0.0	0.0	0.0	0.0	0.0	0.0	0.0		
<b>BAREFOOT BAY PROPOANE GAS</b>	Total	0.0	0.0	0.0	0.0	0.0	0.0	0.0	0.0	0.0	0.0	0.0	0.0	0.0	0.0	0.0	0.0	0.0		
<b>TOTAL</b>		81.0	0.0	0.0	8.0	8.0	9.0	6.0	6.0	0.0	0.0	6.0	6.0	6.0	6.0	6.0	0.0	0.0		



FCWC - RATE DEPARTMENT  
TIME SHEET

EMPLOYEE: LARRY COEL      EMPL #: 11059

WEEK OF: 10/26/95      To 11/10/95

4 = Day Code Start for Program

COMPANY/DIVISION/OPERATIONS	ACCOUNT NUMBERS	TOTAL HOURS	Date:																	DESCRIPTION OF WORK
			10/26	10/27	10/28	10/29	10/30	10/31	11/01	11/02	11/03	11/04	11/05	11/06	11/07	11/08	11/09	11/10		
			Thu	Fri	Sat	Sun	Mon	Tue	Wed	Thu	Fri	Sat	Sun	Mon	Tue	Wed	Thu	Fri		
<b>FCWC</b>																				
<b>N. FT. MYERS</b>	Total	4.5	0.0	0.0	0.0	0.0	0.0	4.5	0.0	0.0	0.0	0.0	0.0	0.0	0.0	0.0	0.0	0.0	Rate Case - Audit Requests	
	Water 10-186.10	N/A	N/A	N/A	N/A	N/A	N/A	N/A	N/A	N/A	N/A	N/A	N/A	N/A	N/A	N/A	N/A	N/A	Rate Case Expense Exhibit & Discussions,	
	Sewer 11-186.10	4.5	0.0	0.0	0.0	0.0	0.0	4.5	0.0	0.0	0.0	0.0	0.0	0.0	0.0	0.0	0.0	0.0		
<b>N. FT. MYERS</b>	Total	0.0	0.0	0.0	0.0	0.0	0.0	0.0	0.0	0.0	0.0	0.0	0.0	0.0	0.0	0.0	0.0	0.0	Capacity Fees -	
<b>Cap Fees</b>	Water 12-186.10	N/A	N/A	N/A	N/A	N/A	N/A	N/A	N/A	N/A	N/A	N/A	N/A	N/A	N/A	N/A	N/A	N/A		
	Sewer 11-186.11	0.0	0.0	0.0	0.0	0.0	0.0	0.0	0.0	0.0	0.0	0.0	0.0	0.0	0.0	0.0	0.0	0.0		
<b>GOLDEN GATE</b>	Total	0.0	0.0	0.0	0.0	0.0	0.0	0.0	0.0	0.0	0.0	0.0	0.0	0.0	0.0	0.0	0.0	0.0	Rate Case -	
	Water 20-186.10	0.0	0.0	0.0	0.0	0.0	0.0	0.0	0.0	0.0	0.0	0.0	0.0	0.0	0.0	0.0	0.0	0.0	Discussions	
	Sewer 21-186.10	0.0	0.0	0.0	0.0	0.0	0.0	0.0	0.0	0.0	0.0	0.0	0.0	0.0	0.0	0.0	0.0	0.0		
<b>BAREFOOT BAY</b>	Total	42.0	7.0	8.0	0.0	0.0	7.0	1.0	6.0	6.0	5.0	0.0	0.0	2.0	0.0	0.0	0.0	0.0	Rate Case - MFRs,	
<b>NEW ----&gt;</b>	Water 30-186.10	21.0	3.5	4.0	0.0	0.0	3.5	0.5	3.0	3.0	2.5	0.0	0.0	1.0	0.0	0.0	0.0	0.0	Discussions & Meetings	
<b>CO</b>	Sewer 31-186.10	21.0	3.5	4.0	0.0	0.0	3.5	0.5	3.0	3.0	2.5	0.0	0.0	1.0	0.0	0.0	0.0	0.0	Testimony	
<b>CARROLLWOOD</b>	Total	0.0	0.0	0.0	0.0	0.0	0.0	0.0	0.0	0.0	0.0	0.0	0.0	0.0	0.0	0.0	0.0	0.0		
	Water 40-186.10	0.0	0.0	0.0	0.0	0.0	0.0	0.0	0.0	0.0	0.0	0.0	0.0	0.0	0.0	0.0	0.0	0.0		
	Sewer 41-186.10	0.0	0.0	0.0	0.0	0.0	0.0	0.0	0.0	0.0	0.0	0.0	0.0	0.0	0.0	0.0	0.0	0.0		
<b>SARASOTA</b>	Total	0.0	0.0	0.0	0.0	0.0	0.0	0.0	0.0	0.0	0.0	0.0	0.0	0.0	0.0	0.0	0.0	0.0		
	Water 50-186.11	N/A	N/A	N/A	N/A	N/A	N/A	N/A	N/A	N/A	N/A	N/A	N/A	N/A	N/A	N/A	N/A	N/A		
	Sewer 51-186.11	0.0	0.0	0.0	0.0	0.0	0.0	0.0	0.0	0.0	0.0	0.0	0.0	0.0	0.0	0.0	0.0	0.0		
<b>GENERAL</b>	Total	51.0	1.0	1.0	0.0	0.0	1.0	3.0	2.0	2.0	3.0	0.0	0.0	6.0	8.0	8.0	8.0	8.0	Various - Mtgs, Memos, Mtg Prep	
														Vacation ----->				Update Stats, VACATION (4)		
<b>POINCIANA UTILITIES</b>	Total	0.0	0.0	0.0	0.0	0.0	0.0	0.0	0.0	0.0	0.0	0.0	0.0	0.0	0.0	0.0	0.0	0.0		
	Water 70-667.80	0.0	0.0	0.0	0.0	0.0	0.0	0.0	0.0	0.0	0.0	0.0	0.0	0.0	0.0	0.0	0.0	0.0		
	Sewer 71-767.80	0.0	0.0	0.0	0.0	0.0	0.0	0.0	0.0	0.0	0.0	0.0	0.0	0.0	0.0	0.0	0.0	0.0		
<b>RIO RICO UTILITIES</b>	Total	0.0	0.0	0.0	0.0	0.0	0.0	0.0	0.0	0.0	0.0	0.0	0.0	0.0	0.0	0.0	0.0	0.0	Rate Case - Data Requests:	
	Water 80-186.10	0.0	0.0	0.0	0.0	0.0	0.0	0.0	0.0	0.0	0.0	0.0	0.0	0.0	0.0	0.0	0.0	0.0	RUCO	
	Sewer 81-186.10	0.0	0.0	0.0	0.0	0.0	0.0	0.0	0.0	0.0	0.0	0.0	0.0	0.0	0.0	0.0	0.0	0.0	ACC	
<b>GENERAL</b>	Total	0.0	0.0	0.0	0.0	0.0	0.0	0.0	0.0	0.0	0.0	0.0	0.0	0.0	0.0	0.0	0.0	0.0	Mtgs & Discussions/m	
<b>BAREFOOT BAY PROPOANE GAS</b>	Total	0.0	0.0	0.0	0.0	0.0	0.0	0.0	0.0	0.0	0.0	0.0	0.0	0.0	0.0	0.0	0.0	0.0		
<b>TOTAL</b>		97.5	8.0	9.0	0.0	0.0	8.0	8.5	8.0	8.0	8.0	0.0	0.0	8.0	8.0	8.0	8.0	8.0		

FCWC - RATE DEPARTMENT  
TIME SHEET

EMPLOYEE: LARRY COEL      EMPL #: 11059

WEEK OF: 10/11/95      To      10/25/95

3 = Day Code Start for Program

COMPANY/DIVISION/OPERATIONS	ACCOUNT NUMBERS	TOTAL HOURS	Date:														DESCRIPTION OF WORK
			10/11	10/12	10/13	10/14	10/15	10/16	10/17	10/18	10/19	10/20	10/21	10/22	10/23	10/24	
			Wed	Thu	Fri	Sat	Sun	Mon	Tue	Wed	Thu	Fri	Sat	Sun	Mon	Tue	Wed
<b>FCWC</b>																	
<b>N. FT. MYERS</b>	Total	0.0	0.0	0.0	0.0	0.0	0.0	0.0	0.0	0.0	0.0	0.0	0.0	0.0	0.0	0.0	0.0
	Water 10-186.10	N/A	N/A	N/A	N/A	N/A	N/A	N/A	N/A	N/A	N/A	N/A	N/A	N/A	N/A	N/A	N/A
	Sewer 11-186.10	0.0	0.0	0.0	0.0	0.0	0.0	0.0	0.0	0.0	0.0	0.0	0.0	0.0	0.0	0.0	0.0
<b>N. FT. MYERS</b>	Total	0.0	0.0	0.0	0.0	0.0	0.0	0.0	0.0	0.0	0.0	0.0	0.0	0.0	0.0	0.0	0.0
	Water 12-186.10	N/A	N/A	N/A	N/A	N/A	N/A	N/A	N/A	N/A	N/A	N/A	N/A	N/A	N/A	N/A	N/A
	Sewer 11-186.11	0.0	0.0	0.0	0.0	0.0	0.0	0.0	0.0	0.0	0.0	0.0	0.0	0.0	0.0	0.0	0.0
<b>GOLDEN GATE</b>	Total	0.0	0.0	0.0	0.0	0.0	0.0	0.0	0.0	0.0	0.0	0.0	0.0	0.0	0.0	0.0	0.0
	Water 20-186.10	0.0	0.0	0.0	0.0	0.0	0.0	0.0	0.0	0.0	0.0	0.0	0.0	0.0	0.0	0.0	0.0
	Sewer 21-186.10	0.0	0.0	0.0	0.0	0.0	0.0	0.0	0.0	0.0	0.0	0.0	0.0	0.0	0.0	0.0	0.0
<b>BAREFOOT BAY</b>	Total	62.0	4.0	3.0	3.0	0.0	0.0	7.0	4.0	7.0	9.0	7.0	0.0	0.0	6.0	6.0	6.0
<b>NEW</b> --->	Water 30-186.10	31.0	2.0	1.5	1.5	0.0	0.0	3.5	2.0	3.5	4.5	3.5	0.0	0.0	3.0	3.0	3.0
	Sewer 31-186.10	31.0	2.0	1.5	1.5	0.0	0.0	3.5	2.0	3.5	4.5	3.5	0.0	0.0	3.0	3.0	3.0
<b>CARROLLWOOD</b>	Total	0.0	0.0	0.0	0.0	0.0	0.0	0.0	0.0	0.0	0.0	0.0	0.0	0.0	0.0	0.0	0.0
	Water 40-186.10	0.0	0.0	0.0	0.0	0.0	0.0	0.0	0.0	0.0	0.0	0.0	0.0	0.0	0.0	0.0	0.0
	Sewer 41-186.10	0.0	0.0	0.0	0.0	0.0	0.0	0.0	0.0	0.0	0.0	0.0	0.0	0.0	0.0	0.0	0.0
<b>SARASOTA</b>	Total	0.0	0.0	0.0	0.0	0.0	0.0	0.0	0.0	0.0	0.0	0.0	0.0	0.0	0.0	0.0	0.0
	Water 50-186.11	N/A	N/A	N/A	N/A	N/A	N/A	N/A	N/A	N/A	N/A	N/A	N/A	N/A	N/A	N/A	N/A
	Sewer 51-186.11	0.0	0.0	0.0	0.0	0.0	0.0	0.0	0.0	0.0	0.0	0.0	0.0	0.0	0.0	0.0	0.0
<b>GENERAL</b>	Total	29.5	4.0	5.5	5.0	0.0	0.0	1.0	4.0	1.0	2.0	1.0	0.0	0.0	2.0	2.0	2.0
<b>POINCIANA UTILITIES</b>	Total	0.0	0.0	0.0	0.0	0.0	0.0	0.0	0.0	0.0	0.0	0.0	0.0	0.0	0.0	0.0	0.0
	Water 70-667.80	0.0	0.0	0.0	0.0	0.0	0.0	0.0	0.0	0.0	0.0	0.0	0.0	0.0	0.0	0.0	0.0
	Sewer 71-767.80	0.0	0.0	0.0	0.0	0.0	0.0	0.0	0.0	0.0	0.0	0.0	0.0	0.0	0.0	0.0	0.0
<b>RIO RICO UTILITIES</b>	Total	0.0	0.0	0.0	0.0	0.0	0.0	0.0	0.0	0.0	0.0	0.0	0.0	0.0	0.0	0.0	0.0
	Water 80-186.10	0.0	0.0	0.0	0.0	0.0	0.0	0.0	0.0	0.0	0.0	0.0	0.0	0.0	0.0	0.0	0.0
	Sewer 81-186.10	0.0	0.0	0.0	0.0	0.0	0.0	0.0	0.0	0.0	0.0	0.0	0.0	0.0	0.0	0.0	0.0
<b>GENERAL</b>	Total	0.0	0.0	0.0	0.0	0.0	0.0	0.0	0.0	0.0	0.0	0.0	0.0	0.0	0.0	0.0	0.0
<b>BAREFOOT BAY PROPOANE GAS</b>	Total	0.0	0.0	0.0	0.0	0.0	0.0	0.0	0.0	0.0	0.0	0.0	0.0	0.0	0.0	0.0	0.0
<b>TOTAL</b>		91.5	8.0	8.5	8.0	0.0	0.0	8.0	8.0	8.0	11.0	8.0	0.0	0.0	8.0	8.0	8.0

**N. FT. MYERS**

**10**

Rate Case - Audit Requests  
Rate Case Expense Exhibit &  
Discussions,

Capacity Fees -

Rate Case -  
Discussions

Rate Case - MFRs,  
Discussions & Meetings  
Testimony

Various - Mtgs, Memos, Mtg Prep  
FM Wtr Rate Reduct Audit,

Rate Case - Data Requests:  
RUCC  
ACC  
Mtgs & Discussions/m

FCWC - RATE DEPARTMENT  
TIME SHEET

EMPLOYEE: LARRY COEL EMPL #: 11059

WEEK OF: 9/26/95 To 10/10/95

2 = Day Code Start for Program

COMPANY/DIVISION/OPERATIONS	ACCOUNT NUMBERS	TOTAL HOURS	Date:														DESCRIPTION OF WORK	
			09/26	09/27	09/28	09/29	09/30	10/01	10/02	10/03	10/04	10/05	10/06	10/07	10/08	10/09		10/10
			Tue	Wed	Thu	Fri	Sat	Sun	Mon	Tue	Wed	Thu	Fri	Sat	Sun	Mon	Tue	
FCWS																		
<b>N. FT. MYERS</b>	Total	20.0	0.0	0.0	0.0	1.0	0.0	0.0	0.0	0.0	0.0	0.0	2.0	0.0	0.0	1.0	16.0	Rate Case - Audit Requests
	Water 10-186.10	N/A	N/A	N/A	N/A	N/A	N/A	N/A	N/A	N/A	N/A	N/A	N/A	N/A	N/A	N/A	N/A	Rate Case Expense Exhibit &
	Sewer 11-186.10	20.0	0.0	0.0	0.0	1.0	0.0	0.0	0.0	0.0	0.0	0.0	2.0	0.0	0.0	1.0	16.0	Discussions, Agenda Confer & Prep
<b>N. FT. MYERS</b>	Total	0.0	0.0	0.0	0.0	0.0	0.0	0.0	0.0	0.0	0.0	0.0	0.0	0.0	0.0	0.0	0.0	Capacity Fees -
	Water 12-186.10	N/A	N/A	N/A	N/A	N/A	N/A	N/A	N/A	N/A	N/A	N/A	N/A	N/A	N/A	N/A	N/A	
	Sewer 11-186.11	0.0	0.0	0.0	0.0	0.0	0.0	0.0	0.0	0.0	0.0	0.0	0.0	0.0	0.0	0.0	0.0	
<b>GOLDEN GATE</b>	Total	0.0	0.0	0.0	0.0	0.0	0.0	0.0	0.0	0.0	0.0	0.0	0.0	0.0	0.0	0.0	0.0	Rate Case -
	Water 20-186.10	0.0	0.0	0.0	0.0	0.0	0.0	0.0	0.0	0.0	0.0	0.0	0.0	0.0	0.0	0.0	0.0	Discussions
	Sewer 21-186.10	0.0	0.0	0.0	0.0	0.0	0.0	0.0	0.0	0.0	0.0	0.0	0.0	0.0	0.0	0.0	0.0	
<b>BAREFOOT BAY</b>	Total	55.0	6.0	5.0	7.0	6.0	0.0	0.0	6.0	7.0	0.0	6.0	6.0	0.0	0.0	6.0	0.0	Rate Case - MFRs,
<i>NEW</i> ->	Water 30-186.10	27.5	3.0	2.5	3.5	3.0	0.0	0.0	3.0	3.5	0.0	3.0	3.0	0.0	0.0	3.0	0.0	Discussions & Meetings
20	Sewer 31-186.10	27.5	3.0	2.5	3.5	3.0	0.0	0.0	3.0	3.5	0.0	3.0	3.0	0.0	0.0	3.0	0.0	Testimony
<b>CARROLLWOOD</b>	Total	0.0	0.0	0.0	0.0	0.0	0.0	0.0	0.0	0.0	0.0	0.0	0.0	0.0	0.0	0.0	0.0	
	Water 40-186.10	0.0	0.0	0.0	0.0	0.0	0.0	0.0	0.0	0.0	0.0	0.0	0.0	0.0	0.0	0.0	0.0	
	Sewer 41-186.10	0.0	0.0	0.0	0.0	0.0	0.0	0.0	0.0	0.0	0.0	0.0	0.0	0.0	0.0	0.0	0.0	
<b>SARASOTA</b>	Total	0.0	0.0	0.0	0.0	0.0	0.0	0.0	0.0	0.0	0.0	0.0	0.0	0.0	0.0	0.0	0.0	
	Water 50-186.11	N/A	N/A	N/A	N/A	N/A	N/A	N/A	N/A	N/A	N/A	N/A	N/A	N/A	N/A	N/A	N/A	
	Sewer 51-186.11	0.0	0.0	0.0	0.0	0.0	0.0	0.0	0.0	0.0	0.0	0.0	0.0	0.0	0.0	0.0	0.0	
<b>GENERAL</b>	Total	19.0	1.0	2.0	1.0	1.0	0.0	0.0	1.0	1.0	6.0	2.0	1.0	0.0	0.0	1.0	0.0	Various - Mtgs, Memos, Mtg Prep
											Float Holiday							FM Wtr Rate Reduct Audit,
<b>POINCIANA UTILITIES</b>	Total	0.0	0.0	0.0	0.0	0.0	0.0	0.0	0.0	0.0	0.0	0.0	0.0	0.0	0.0	0.0	0.0	Sarasota Pass-through
	Water 70-667.60	0.0	0.0	0.0	0.0	0.0	0.0	0.0	0.0	0.0	0.0	0.0	0.0	0.0	0.0	0.0	0.0	
	Sewer 71-767.60	0.0	0.0	0.0	0.0	0.0	0.0	0.0	0.0	0.0	0.0	0.0	0.0	0.0	0.0	0.0	0.0	
<b>RIO RICO UTILITIES</b>	Total	3.0	1.0	1.0	0.0	0.0	0.0	0.0	1.0	0.0	0.0	0.0	0.0	0.0	0.0	0.0	0.0	Rate Case - Data Requests:
	Water 80-186.10	1.5	0.5	0.5	0.0	0.0	0.0	0.0	0.5	0.0	0.0	0.0	0.0	0.0	0.0	0.0	0.0	RUCC 2nd, 4th, & 5th Sets.
	Sewer 81-186.10	1.5	0.5	0.5	0.0	0.0	0.0	0.0	0.5	0.0	0.0	0.0	0.0	0.0	0.0	0.0	0.0	ACC 5th Set.
<b>GENERAL</b>	Total	0.0	0.0	0.0	0.0	0.0	0.0	0.0	0.0	0.0	0.0	0.0	0.0	0.0	0.0	0.0	0.0	Mtgs & Discussions/m
<b>BAREFOOT BAY PROPOANE GAS</b>	Total	0.0	0.0	0.0	0.0	0.0	0.0	0.0	0.0	0.0	0.0	0.0	0.0	0.0	0.0	0.0	0.0	
<b>TOTAL</b>		97.0	8.0	8.0	8.0	8.0	0.0	0.0	8.0	8.0	8.0	8.0	9.0	0.0	0.0	8.0	16.0	0.0

FCWC - REGULATORY AFFAIRS DEPARTMENT  
TIME SHEET

EMPLOYEE: LARRY COEL EMPL #: 11059

WEEK OF: 9/11/95 To 09/25/95

1 = Day Code Start for Program

COMPANY/DIVISION/OPERATIONS	ACCOUNT NUMBERS	TOTAL HOURS	Date:														DESCRIPTION OF WORK
			09/11	09/12	09/13	09/14	09/15	09/16	09/17	09/18	09/19	09/20	09/21	09/22	09/23	09/24	
			Mon	Tue	Wed	Thu	Fri	Sat	Sun	Mon	Tue	Wed	Thu	Fri	Sat	Sun	Mon
FCWC																	
<b>N. FT. MYERS</b>	Total	3.0	2.0	0.0	0.0	0.0	0.0	0.0	0.0	0.0	0.0	0.0	1.0	0.0	0.0	0.0	0.0
	Water 10-186.10	N/A	N/A	N/A	N/A	N/A	N/A	N/A	N/A	N/A	N/A	N/A	N/A	N/A	N/A	N/A	N/A
	Sewer 11-186.10	3.0	2.0	0.0	0.0	0.0	0.0	0.0	0.0	0.0	0.0	0.0	1.0	0.0	0.0	0.0	0.0
<b>N. FT. MYERS</b>	Total	0.0	0.0	0.0	0.0	0.0	0.0	0.0	0.0	0.0	0.0	0.0	0.0	0.0	0.0	0.0	0.0
	Water 12-186.10	N/A	N/A	N/A	N/A	N/A	N/A	N/A	N/A	N/A	N/A	N/A	N/A	N/A	N/A	N/A	N/A
	Sewer 11-186.11	0.0	0.0	0.0	0.0	0.0	0.0	0.0	0.0	0.0	0.0	0.0	0.0	0.0	0.0	0.0	0.0
<b>GOLDEN GATE</b>	Total	0.0	0.0	0.0	0.0	0.0	0.0	0.0	0.0	0.0	0.0	0.0	0.0	0.0	0.0	0.0	0.0
	Water 20-186.10	0.0	0.0	0.0	0.0	0.0	0.0	0.0	0.0	0.0	0.0	0.0	0.0	0.0	0.0	0.0	0.0
	Sewer 21-186.10	0.0	0.0	0.0	0.0	0.0	0.0	0.0	0.0	0.0	0.0	0.0	0.0	0.0	0.0	0.0	0.0
<b>BAREFOOT BAY</b>	Total	22.0	0.0	0.0	0.0	2.0	3.0	0.0	0.0	3.0	3.0	4.0	4.0	3.0	0.0	0.0	0.0
	NEW Water 30-186.10	11.0	0.0	0.0	0.0	1.0	1.5	0.0	0.0	1.5	1.5	2.0	2.0	1.5	0.0	0.0	0.0
	Sewer 31-186.10	11.0	0.0	0.0	0.0	1.0	1.5	0.0	0.0	1.5	1.5	2.0	2.0	1.5	0.0	0.0	0.0
<b>CARROLLWOOD</b>	Total	0.0	0.0	0.0	0.0	0.0	0.0	0.0	0.0	0.0	0.0	0.0	0.0	0.0	0.0	0.0	0.0
	Water 40-186.10	0.0	0.0	0.0	0.0	0.0	0.0	0.0	0.0	0.0	0.0	0.0	0.0	0.0	0.0	0.0	0.0
	Sewer 41-186.10	0.0	0.0	0.0	0.0	0.0	0.0	0.0	0.0	0.0	0.0	0.0	0.0	0.0	0.0	0.0	0.0
<b>SARASOTA</b>	Total	0.0	0.0	0.0	0.0	0.0	0.0	0.0	0.0	0.0	0.0	0.0	0.0	0.0	0.0	0.0	0.0
	Water 50-186.11	N/A	N/A	N/A	N/A	N/A	N/A	N/A	N/A	N/A	N/A	N/A	N/A	N/A	N/A	N/A	N/A
	Sewer 51-186.11	0.0	0.0	0.0	0.0	0.0	0.0	0.0	0.0	0.0	0.0	0.0	0.0	0.0	0.0	0.0	0.0
<b>GENERAL</b>	Total	33.5	3.0	1.0	4.0	2.0	2.0	0.0	0.0	3.0	2.5	2.0	2.0	4.0	0.0	0.0	8.0
																	Vacation
<b>POINCIANA UTILITIES</b>	Total	0.0	0.0	0.0	0.0	0.0	0.0	0.0	0.0	0.0	0.0	0.0	0.0	0.0	0.0	0.0	0.0
	Water 70-667.80	0.0	0.0	0.0	0.0	0.0	0.0	0.0	0.0	0.0	0.0	0.0	0.0	0.0	0.0	0.0	0.0
	Sewer 71-767.80	0.0	0.0	0.0	0.0	0.0	0.0	0.0	0.0	0.0	0.0	0.0	0.0	0.0	0.0	0.0	0.0
<b>RIO RICO UTILITIES</b>	Total	30.0	3.0	7.0	4.0	4.0	3.0	0.0	0.0	2.0	3.0	2.0	1.0	1.0	0.0	0.0	0.0
	Water 80-186.10	15.0	1.5	3.5	2.0	2.0	1.5	0.0	0.0	1.0	1.5	1.0	0.5	0.5	0.0	0.0	0.0
	Sewer 81-186.10	15.0	1.5	3.5	2.0	2.0	1.5	0.0	0.0	1.0	1.5	1.0	0.5	0.5	0.0	0.0	0.0
<b>GENERAL</b>	Total	0.0	0.0	0.0	0.0	0.0	0.0	0.0	0.0	0.0	0.0	0.0	0.0	0.0	0.0	0.0	0.0
<b>BAREFOOT BAY PROPOANE GAS</b>	Total	0.0	0.0	0.0	0.0	0.0	0.0	0.0	0.0	0.0	0.0	0.0	0.0	0.0	0.0	0.0	0.0
<b>TOTAL</b>		68.5	8.0	8.0	8.0	8.0	8.0	0.0	0.0	8.0	6.5	8.0	8.0	8.0	0.0	0.0	8.0

21

N. FT. MYERS

FCWC - REGULATORY AFFAIRS DEPARTMENT  
TIME SHEET

09/06/95

EMPLOYEE: LARRY COEL EMPL #: 11059

WEEK OF: 8/26/95 To 09/10/95

6 = Day Code Start for Program

COMPANY/DIVISION/OPERATIONS	ACCOUNT NUMBERS	TOTAL HOURS	Date:																	DESCRIPTION OF WORK
			08/26	08/27	08/28	08/29	08/30	08/31	09/01	09/02	09/03	09/04	09/05	09/06	09/07	09/08	09/09	09/10		
			Sat	Sun	Mon	Tue	Wed	Thu	Fri	Sat	Sun	Mon	Tue	Wed	Thu	Fri	Sat	Sun		
<b>FCWC</b>																				
<b>N. FT. MYERS</b>																				
Total		8.0	0.0	0.0	0.0	0.0	0.0	0.0	0.0	0.0	0.0	0.0	2.0	3.0	2.0	1.0	0.0	0.0	Rate Case - Audit Requests	
Water 10-186.10		N/A	N/A	N/A	N/A	N/A	N/A	N/A	N/A	N/A	N/A	N/A	N/A	N/A	N/A	N/A	N/A	N/A	Rate Case Expense Exhibit &	
Sewer 11-186.10		6.0	0.0	0.0	0.0	0.0	0.0	0.0	0.0	0.0	0.0	0.0	2.0	3.0	2.0	1.0	0.0	0.0	Discussions	
<b>N. FT. MYERS</b>																			Capacity Fees -	
Total		0.0	0.0	0.0	0.0	0.0	0.0	0.0	0.0	0.0	0.0	0.0	0.0	0.0	0.0	0.0	0.0	0.0		
Water 12-186.10		N/A	N/A	N/A	N/A	N/A	N/A	N/A	N/A	N/A	N/A	N/A	N/A	N/A	N/A	N/A	N/A	N/A		
Sewer 11-186.11		0.0	0.0	0.0	0.0	0.0	0.0	0.0	0.0	0.0	0.0	0.0	0.0	0.0	0.0	0.0	0.0	0.0		
<b>GOLDEN GATE</b>																			Rate Case -	
Total		0.0	0.0	0.0	0.0	0.0	0.0	0.0	0.0	0.0	0.0	0.0	0.0	0.0	0.0	0.0	0.0	0.0		
Water 20-186.10		0.0	0.0	0.0	0.0	0.0	0.0	0.0	0.0	0.0	0.0	0.0	0.0	0.0	0.0	0.0	0.0	0.0	Discussions	
Sewer 21-186.10		0.0	0.0	0.0	0.0	0.0	0.0	0.0	0.0	0.0	0.0	0.0	0.0	0.0	0.0	0.0	0.0	0.0		
<b>BAREFOOT BAY</b>																			Rate Case - MFRs,	
Total		12.0	0.0	0.0	4.0	1.0	1.0	0.0	4.0	0.0	0.0	0.0	2.0	0.0	0.0	0.0	0.0	0.0		
NEW ----> Water 30-186.10		6.0	0.0	0.0	2.0	0.5	0.5	0.0	2.0	0.0	0.0	0.0	1.0	0.0	0.0	0.0	0.0	0.0	Discussions & Meetings	
Sewer 31-186.10		6.0	0.0	0.0	2.0	0.5	0.5	0.0	2.0	0.0	0.0	0.0	1.0	0.0	0.0	0.0	0.0	0.0	Testimony	
<b>CARROLLWOOD</b>																				
Total		0.0	0.0	0.0	0.0	0.0	0.0	0.0	0.0	0.0	0.0	0.0	0.0	0.0	0.0	0.0	0.0	0.0		
Water 40-186.10		0.0	0.0	0.0	0.0	0.0	0.0	0.0	0.0	0.0	0.0	0.0	0.0	0.0	0.0	0.0	0.0	0.0		
Sewer 41-186.10		0.0	0.0	0.0	0.0	0.0	0.0	0.0	0.0	0.0	0.0	0.0	0.0	0.0	0.0	0.0	0.0	0.0		
<b>SARASOTA</b>																				
Total		0.0	0.0	0.0	0.0	0.0	0.0	0.0	0.0	0.0	0.0	0.0	0.0	0.0	0.0	0.0	0.0	0.0		
Water 50-186.11		N/A	N/A	N/A	N/A	N/A	N/A	N/A	N/A	N/A	N/A	N/A	N/A	N/A	N/A	N/A	N/A	N/A		
Sewer 51-186.11		0.0	0.0	0.0	0.0	0.0	0.0	0.0	0.0	0.0	0.0	0.0	0.0	0.0	0.0	0.0	0.0	0.0		
<b>GENERAL</b>																			Various - Mtgs, Memos, Mtg Prep	
Total		38.5	0.0	0.0	5.0	4.5	3.0	2.0	2.0	0.0	0.0	8.0	4.0	2.0	4.0	4.0	0.0	0.0	FM Wtr Rate Reduct Audit, Holiday,	
<b>POINCIANA UTILITIES</b>																			Hillsborough Rules	
Total		0.0	0.0	0.0	0.0	0.0	0.0	0.0	0.0	0.0	0.0	0.0	0.0	0.0	0.0	0.0	0.0	0.0		
Water 70-667.80		0.0	0.0	0.0	0.0	0.0	0.0	0.0	0.0	0.0	0.0	0.0	0.0	0.0	0.0	0.0	0.0	0.0		
Sewer 71-767.80		0.0	0.0	0.0	0.0	0.0	0.0	0.0	0.0	0.0	0.0	0.0	0.0	0.0	0.0	0.0	0.0	0.0		
<b>RIO RICO UTILITIES</b>																			Rate Case - Data Requests:	
Total		25.0	0.0	0.0	0.0	3.0	4.0	6.0	2.0	0.0	0.0	0.0	0.0	4.0	3.0	3.0	0.0	0.0	RUCCO 2nd & 3rd Sets, ACC 3rd Set	
Water 80-186.10		12.5	0.0	0.0	0.0	1.5	2.0	3.0	1.0	0.0	0.0	0.0	0.0	2.0	1.5	1.5	0.0	0.0	Mtgs & Discussions	
Sewer 81-186.10		12.5	0.0	0.0	0.0	1.5	2.0	3.0	1.0	0.0	0.0	0.0	0.0	2.0	1.5	1.5	0.0	0.0		
<b>GENERAL</b>																				
Total		0.0	0.0	0.0	0.0	0.0	0.0	0.0	0.0	0.0	0.0	0.0	0.0	0.0	0.0	0.0	0.0	0.0		
<b>BAREFOOT BAY PROPOANE GAS</b>																				
Total		0.0	0.0	0.0	0.0	0.0	0.0	0.0	0.0	0.0	0.0	0.0	0.0	0.0	0.0	0.0	0.0	0.0		
<b>TOTAL</b>		<b>83.5</b>	<b>0.0</b>	<b>0.0</b>	<b>9.0</b>	<b>8.5</b>	<b>8.0</b>	<b>8.0</b>	<b>8.0</b>	<b>0.0</b>	<b>0.0</b>	<b>8.0</b>	<b>8.0</b>	<b>9.0</b>	<b>9.0</b>	<b>8.0</b>	<b>0.0</b>	<b>0.0</b>		

FCWC - REGULATORY AFFAIRS DEPARTMENT  
TIME SHEET

08/25/95

EMPLOYEE: LARRY COEL EMPL #: 11059

WEEK OF: 8/11/95 To 08/25/95

5 = Day Code Start for Program

COMPANY/DIVISION/OPERATIONS	ACCOUNT NUMBERS	TOTAL HOURS	Date:														DESCRIPTION OF WORK	
			08/11	08/12	08/13	08/14	08/15	08/16	08/17	08/18	08/19	08/20	08/21	08/22	08/23	08/24		08/25
			Fri	Sat	Sun	Mon	Tue	Wed	Thu	Fri	Sat	Sun	Mon	Tue	Wed	Thu	Fri	
FCWC <b>N. FT. MYERS</b>	Total	10.0	0.0	0.0	0.0	2.0	0.0	1.0	1.0	0.0	0.0	0.0	2.0	2.0	0.0	1.0	1.0	Rate Case - Audit Requests & Discussions,
	Water 10-186.10	N/A	N/A	N/A	N/A	N/A	N/A	N/A	N/A	N/A	N/A	N/A	N/A	N/A	N/A	N/A	N/A	
	Sewer 11-186.10	10.0	0.0	0.0	0.0	2.0	0.0	1.0	1.0	0.0	0.0	0.0	2.0	2.0	0.0	1.0	1.0	
<b>N. FT. MYERS</b>	Total	0.0	0.0	0.0	0.0	0.0	0.0	0.0	0.0	0.0	0.0	0.0	0.0	0.0	0.0	0.0	0.0	Capacity Fees - MFRs, Discussions & Meetings
	Water 12-186.10	N/A	N/A	N/A	N/A	N/A	N/A	N/A	N/A	N/A	N/A	N/A	N/A	N/A	N/A	N/A	N/A	
	Sewer 11-186.11	0.0	0.0	0.0	0.0	0.0	0.0	0.0	0.0	0.0	0.0	0.0	0.0	0.0	0.0	0.0	0.0	
<b>GOLDEN GATE</b>	Total	0.0	0.0	0.0	0.0	0.0	0.0	0.0	0.0	0.0	0.0	0.0	0.0	0.0	0.0	0.0	0.0	Rate Case - Review Rate Order Discussions, Customer Notice
	Water 20-186.10	0.0	0.0	0.0	0.0	0.0	0.0	0.0	0.0	0.0	0.0	0.0	0.0	0.0	0.0	0.0	0.0	
	Sewer 21-186.10	0.0	0.0	0.0	0.0	0.0	0.0	0.0	0.0	0.0	0.0	0.0	0.0	0.0	0.0	0.0	0.0	
<b>BAREFOOT BAY</b>	Total	0.0	0.0	0.0	0.0	0.0	0.0	0.0	0.0	0.0	0.0	0.0	0.0	0.0	0.0	0.0	0.0	Rate Case - MFRs, Discussions & Meetings
	Water 30-186.11	N/A	N/A	N/A	N/A	N/A	N/A	N/A	N/A	N/A	N/A	N/A	N/A	N/A	N/A	N/A	N/A	
	Sewer 31-186.10	0.0	0.0	0.0	0.0	0.0	0.0	0.0	0.0	0.0	0.0	0.0	0.0	0.0	0.0	0.0	0.0	Testimony
<b>CARROLLWOOD</b>	Total	0.0	0.0	0.0	0.0	0.0	0.0	0.0	0.0	0.0	0.0	0.0	0.0	0.0	0.0	0.0	0.0	
	Water 40-186.10	0.0	0.0	0.0	0.0	0.0	0.0	0.0	0.0	0.0	0.0	0.0	0.0	0.0	0.0	0.0	0.0	
	Sewer 41-186.10	0.0	0.0	0.0	0.0	0.0	0.0	0.0	0.0	0.0	0.0	0.0	0.0	0.0	0.0	0.0	0.0	
<b>SARASOTA</b>	Total	0.0	0.0	0.0	0.0	0.0	0.0	0.0	0.0	0.0	0.0	0.0	0.0	0.0	0.0	0.0	0.0	
	Water 50-186.11	N/A	N/A	N/A	N/A	N/A	N/A	N/A	N/A	N/A	N/A	N/A	N/A	N/A	N/A	N/A	N/A	
	Sewer 51-186.11	0.0	0.0	0.0	0.0	0.0	0.0	0.0	0.0	0.0	0.0	0.0	0.0	0.0	0.0	0.0	0.0	
<b>GENERAL</b>	Total	36.5	5.0	0.0	0.0	4.0	2.0	3.0	3.5	8.0	0.0	0.0	2.0	2.0	2.0	2.0	3.0	Various - Mtgs, Memos, Mtg Prep Rev Budget, Ft Myers Rate Reduct. FM Wtr Reduction, Update Stats.
										Vacation								
<b>POINCIANA UTILITIES</b>	Total	0.0	0.0	0.0	0.0	0.0	0.0	0.0	0.0	0.0	0.0	0.0	0.0	0.0	0.0	0.0	0.0	
	Water 70-667.80	0.0	0.0	0.0	0.0	0.0	0.0	0.0	0.0	0.0	0.0	0.0	0.0	0.0	0.0	0.0	0.0	
	Sewer 71-767.80	0.0	0.0	0.0	0.0	0.0	0.0	0.0	0.0	0.0	0.0	0.0	0.0	0.0	0.0	0.0	0.0	
<b>RIO RICO UTILITIES</b>	Total	43.0	3.0	0.0	0.0	3.0	6.0	4.0	4.0	0.0	0.0	0.0	4.0	4.0	6.0	5.0	4.0	Rate Case - Data Requests: RUCO 2nd Set, ACC 2nd Set ACC 3rd Set, Mtgs & Discussions
	Water 80-186.10	21.5	1.5	0.0	0.0	1.5	3.0	2.0	2.0	0.0	0.0	0.0	2.0	2.0	3.0	2.5	2.0	
	Sewer 81-186.10	21.5	1.5	0.0	0.0	1.5	3.0	2.0	2.0	0.0	0.0	0.0	2.0	2.0	3.0	2.5	2.0	
<b>GENERAL</b>	Total	0.0	0.0	0.0	0.0	0.0	0.0	0.0	0.0	0.0	0.0	0.0	0.0	0.0	0.0	0.0	0.0	
<b>BAREFOOT BAY PROPOANE GAS</b>	Total	0.0	0.0	0.0	0.0	0.0	0.0	0.0	0.0	0.0	0.0	0.0	0.0	0.0	0.0	0.0	0.0	
<b>TOTAL</b>		89.5	8.0	0.0	0.0	9.0	8.0	8.0	8.5	8.0	0.0	0.0	8.0	8.0	8.0	8.0	8.0	

FCWC - REGULATORY AFFAIRS DEPARTMENT  
TIME SHEET

EMPLOYEE: LARRY COEL EMPL #: 11059

WEEK OF: 7/26/95 To 08/10/95

3 = Day Code Start for Program

COMPANY/DIVISION/OPERATIONS	ACCOUNT NUMBERS	TOTAL HOURS	Date:																DESCRIPTION OF WORK
			07/26	07/27	07/28	07/29	07/30	07/31	08/01	08/02	08/03	08/04	08/05	08/06	08/07	08/08	08/09	08/10	
			Wed	Thu	Fri	Sat	Sun	Mon	Tue	Wed	Thu	Fri	Sat	Sun	Mon	Tue	Wed	Thu	
FCWC																			
N. FT. MYERS	Total	8.0	6.0	2.0	0.0	0.0	0.0	0.0	0.0	0.0	0.0	0.0	0.0	0.0	0.0	0.0	0.0	0.0	
	Water 10-186.10	N/A	N/A	N/A	N/A	N/A	N/A	N/A	N/A	N/A	N/A	N/A	N/A	N/A	N/A	N/A	N/A	N/A	
	Sewer 11-186.10	8.0	6.0	2.0	0.0	0.0	0.0	0.0	0.0	0.0	0.0	0.0	0.0	0.0	0.0	0.0	0.0	0.0	
N. FT. MYERS	Total	0.0	0.0	0.0	0.0	0.0	0.0	0.0	0.0	0.0	0.0	0.0	0.0	0.0	0.0	0.0	0.0	0.0	
	Water 12-186.10	N/A	N/A	N/A	N/A	N/A	N/A	N/A	N/A	N/A	N/A	N/A	N/A	N/A	N/A	N/A	N/A	N/A	
NEW ----->	Sewer 11-186.11	0.0	0.0	0.0	0.0	0.0	0.0	0.0	0.0	0.0	0.0	0.0	0.0	0.0	0.0	0.0	0.0	0.0	
GOLDEN GATE	Total	0.0	0.0	0.0	0.0	0.0	0.0	0.0	0.0	0.0	0.0	0.0	0.0	0.0	0.0	0.0	0.0	0.0	
	Water 20-186.10	0.0	0.0	0.0	0.0	0.0	0.0	0.0	0.0	0.0	0.0	0.0	0.0	0.0	0.0	0.0	0.0	0.0	
	Sewer 21-186.10	0.0	0.0	0.0	0.0	0.0	0.0	0.0	0.0	0.0	0.0	0.0	0.0	0.0	0.0	0.0	0.0	0.0	
BAREFOOT BAY	Total	0.0	0.0	0.0	0.0	0.0	0.0	0.0	0.0	0.0	0.0	0.0	0.0	0.0	0.0	0.0	0.0	0.0	
	Water 30-186.11	N/A	N/A	N/A	N/A	N/A	N/A	N/A	N/A	N/A	N/A	N/A	N/A	N/A	N/A	N/A	N/A	N/A	
	Sewer 31-186.10	0.0	0.0	0.0	0.0	0.0	0.0	0.0	0.0	0.0	0.0	0.0	0.0	0.0	0.0	0.0	0.0	0.0	
24																			
CARROLLWOOD	Total	0.0	0.0	0.0	0.0	0.0	0.0	0.0	0.0	0.0	0.0	0.0	0.0	0.0	0.0	0.0	0.0	0.0	
	Water 40-186.10	0.0	0.0	0.0	0.0	0.0	0.0	0.0	0.0	0.0	0.0	0.0	0.0	0.0	0.0	0.0	0.0	0.0	
	Sewer 41-186.10	0.0	0.0	0.0	0.0	0.0	0.0	0.0	0.0	0.0	0.0	0.0	0.0	0.0	0.0	0.0	0.0	0.0	
SARASOTA	Total	0.0	0.0	0.0	0.0	0.0	0.0	0.0	0.0	0.0	0.0	0.0	0.0	0.0	0.0	0.0	0.0	0.0	
	Water 50-186.11	N/A	N/A	N/A	N/A	N/A	N/A	N/A	N/A	N/A	N/A	N/A	N/A	N/A	N/A	N/A	N/A	N/A	
	Sewer 51-186.11	0.0	0.0	0.0	0.0	0.0	0.0	0.0	0.0	0.0	0.0	0.0	0.0	0.0	0.0	0.0	0.0	0.0	
GENERAL	Total	34.5	2.0	1.0	4.0	0.0	0.0	5.0	4.5	1.5	1.5	2.0	0.0	0.0	2.0	1.0	6.0	4.0	
POINCIANA UTILITIES	Total	0.0	0.0	0.0	0.0	0.0	0.0	0.0	0.0	0.0	0.0	0.0	0.0	0.0	0.0	0.0	0.0	0.0	
	Water 70-667.80	0.0	0.0	0.0	0.0	0.0	0.0	0.0	0.0	0.0	0.0	0.0	0.0	0.0	0.0	0.0	0.0	0.0	
	Sewer 71-767.80	0.0	0.0	0.0	0.0	0.0	0.0	0.0	0.0	0.0	0.0	0.0	0.0	0.0	0.0	0.0	0.0	0.0	
RIO RICO UTILITIES	Total	60.0	5.0	5.0	4.0	0.0	0.0	3.0	4.0	7.0	7.0	6.0	0.0	0.0	6.0	7.0	2.0	4.0	
	Water 80-186.10	30.0	2.5	2.5	2.0	0.0	0.0	1.5	2.0	3.5	3.5	3.0	0.0	0.0	3.0	3.5	1.0	2.0	
	Sewer 81-186.10	30.0	2.5	2.5	2.0	0.0	0.0	1.5	2.0	3.5	3.5	3.0	0.0	0.0	3.0	3.5	1.0	2.0	
GENERAL	Total	0.0	0.0	0.0	0.0	0.0	0.0	0.0	0.0	0.0	0.0	0.0	0.0	0.0	0.0	0.0	0.0	0.0	
BAREFOOT BAY PROPOANE GAS	Total	0.0	0.0	0.0	0.0	0.0	0.0	0.0	0.0	0.0	0.0	0.0	0.0	0.0	0.0	0.0	0.0	0.0	
TOTAL		102.5	13.0	8.0	8.0	0.0	0.0	8.0	8.5	8.5	8.5	8.0	0.0	0.0	8.0	8.0	8.0	8.0	

FCWC - REGULATORY AFFAIRS DEPARTMENT  
TIME SHEET

EMPLOYEE: LARRY COEL EMPL #: 11059

WEEK OF: 7/11/95 To 07/25/95

2 = Day Code Start for Program

COMPANY/DIVISION/OPERATIONS	ACCOUNT NUMBERS	TOTAL HOURS	Date:														DESCRIPTION OF WORK	
			07/11	07/12	07/13	07/14	07/15	07/16	07/17	07/18	07/19	07/20	07/21	07/22	07/23	07/24		07/25
			Tue	Wed	Thu	Fri	Sat	Sun	Mon	Tue	Wed	Thu	Fri	Sat	Sun	Mon	Tue	
<b>FCWC</b>																		
<b>N. FT. MYERS</b>	<b>Total</b>	28.0	0.0	1.0	2.0	0.0	0.0	0.0	4.0	5.0	9.0	2.0	1.0	0.0	0.0	1.0	1.0	Rate Case - Audit Requests & Discussions, Cust Mtgs & Presentations, Customer Notice
	Water 10-186.10	N/A	N/A	N/A	N/A	N/A	N/A	N/A	N/A	N/A	N/A	N/A	N/A	N/A	N/A	N/A	N/A	
	Sewer 11-186.10	26.0	0.0	1.0	2.0	0.0	0.0	0.0	4.0	5.0	9.0	2.0	1.0	0.0	0.0	1.0	1.0	
<b>N. FT. MYERS</b>	<b>Total</b>	0.0	0.0	0.0	0.0	0.0	0.0	0.0	0.0	0.0	0.0	0.0	0.0	0.0	0.0	0.0	0.0	Capacity Fees - MFRs, Discussions & Meetings
	Water 12-186.10	N/A	N/A	N/A	N/A	N/A	N/A	N/A	N/A	N/A	N/A	N/A	N/A	N/A	N/A	N/A	N/A	
<b>NEW -----&gt;</b>	<b>Sewer 11-186.11</b>	0.0	0.0	0.0	0.0	0.0	0.0	0.0	0.0	0.0	0.0	0.0	0.0	0.0	0.0	0.0	0.0	
<b>GOLDEN GATE</b>	<b>Total</b>	2.0	0.0	0.0	0.0	0.0	0.0	0.0	0.0	0.0	0.0	1.0	1.0	0.0	0.0	0.0	0.0	Rate Case - Review Rate Order Discussions, Customer Notice
	Water 20-186.10	1.0	0.0	0.0	0.0	0.0	0.0	0.0	0.0	0.0	0.0	0.5	0.5	0.0	0.0	0.0	0.0	
	Sewer 21-186.10	1.0	0.0	0.0	0.0	0.0	0.0	0.0	0.0	0.0	0.0	0.5	0.5	0.0	0.0	0.0	0.0	
<b>BAREFOOT BAY</b>	<b>Total</b>	9.5	3.5	2.0	0.0	0.0	0.0	0.0	0.0	0.0	0.0	0.0	1.0	0.0	0.0	2.0	1.0	Rate Case - MFRs, Discussions & Meetings
<b>N FT</b>	Water 30-186.11	N/A	N/A	N/A	N/A	N/A	N/A	N/A	N/A	N/A	N/A	N/A	N/A	N/A	N/A	N/A	N/A	
	Sewer 31-186.10	9.5	3.5	2.0	0.0	0.0	0.0	0.0	0.0	0.0	0.0	0.0	1.0	0.0	0.0	2.0	1.0	Testimony
<b>CARROLLWOOD</b>	<b>Total</b>	0.0	0.0	0.0	0.0	0.0	0.0	0.0	0.0	0.0	0.0	0.0	0.0	0.0	0.0	0.0	0.0	
	Water 40-186.10	0.0	0.0	0.0	0.0	0.0	0.0	0.0	0.0	0.0	0.0	0.0	0.0	0.0	0.0	0.0	0.0	
	Sewer 41-186.10	0.0	0.0	0.0	0.0	0.0	0.0	0.0	0.0	0.0	0.0	0.0	0.0	0.0	0.0	0.0	0.0	
<b>SARASOTA</b>	<b>Total</b>	0.0	0.0	0.0	0.0	0.0	0.0	0.0	0.0	0.0	0.0	0.0	0.0	0.0	0.0	0.0	0.0	
	Water 50-186.11	N/A	N/A	N/A	N/A	N/A	N/A	N/A	N/A	N/A	N/A	N/A	N/A	N/A	N/A	N/A	N/A	
	Sewer 51-186.11	0.0	0.0	0.0	0.0	0.0	0.0	0.0	0.0	0.0	0.0	0.0	0.0	0.0	0.0	0.0	0.0	
<b>GENERAL</b>	<b>Total</b>	47.5	3.0	5.0	7.0	8.0	0.0	0.0	3.0	2.0	4.0	2.0	4.0	0.0	0.0	6.5	3.0	Various - Mtgs, Memos, Mtg Prep Rev Budget, Ft Myers Rate Reduct. FM Wtr Reduction
<b>POINCIANA UTILITIES</b>	<b>Total</b>	0.0	0.0	0.0	0.0	0.0	0.0	0.0	0.0	0.0	0.0	0.0	0.0	0.0	0.0	0.0	0.0	
	Water 70-667.80	0.0	0.0	0.0	0.0	0.0	0.0	0.0	0.0	0.0	0.0	0.0	0.0	0.0	0.0	0.0	0.0	
	Sewer 71-767.80	0.0	0.0	0.0	0.0	0.0	0.0	0.0	0.0	0.0	0.0	0.0	0.0	0.0	0.0	0.0	0.0	
<b>RIO RICO UTILITIES</b>	<b>Total</b>	14.0	2.0	0.0	0.0	0.0	0.0	0.0	1.0	1.0	1.0	4.0	1.0	0.0	0.0	1.0	3.0	Rate Case - Data Requests, Discussions & Mtgs, Customer Notice
	Water 80-186.10	7.0	1.0	0.0	0.0	0.0	0.0	0.0	0.5	0.5	0.5	2.0	0.5	0.0	0.0	0.5	1.5	
	Sewer 81-186.10	7.0	1.0	0.0	0.0	0.0	0.0	0.0	0.5	0.5	0.5	2.0	0.5	0.0	0.0	0.5	1.5	Review Procedural Order
<b>GENERAL</b>	<b>Total</b>	0.0	0.0	0.0	0.0	0.0	0.0	0.0	0.0	0.0	0.0	0.0	0.0	0.0	0.0	0.0	0.0	
<b>BAREFOOT BAY PROPOANE GAS</b>	<b>Total</b>	0.0	0.0	0.0	0.0	0.0	0.0	0.0	0.0	0.0	0.0	0.0	0.0	0.0	0.0	0.0	0.0	
<b>TOTAL</b>		99.0	8.5	8.0	9.0	8.0	0.0	0.0	8.0	8.0	14.0	9.0	8.0	0.0	0.0	10.5	8.0	0.0



FCWC - REGULATORY AFFAIRS DEPARTMENT  
TIME SHEET

07/07/95

EMPLOYEE: LARRY COEL EMPL #: 11059

WEEK OF: 6/26/95 To 07/10/95

1 = Day Code Start for Program

COMPANY/DIVISION/OPERATIONS	ACCOUNT NUMBERS	TOTAL HOURS	Date:														DESCRIPTION OF WORK		
			06/28	06/27	06/28	06/29	06/30	07/01	07/02	07/03	07/04	07/05	07/06	07/07	07/08	07/09		07/10	
			Mon	Tue	Wed	Thu	Fri	Sat	Sun	Mon	Tue	Wed	Thu	Fri	Sat	Sun	Mon		
FCWC																			
<b>N. FT. MYERS</b>	Total	15.0	2.0	3.0	4.0	0.0	0.0	0.0	0.0	1.0	0.0	2.0	0.0	1.0	0.0	0.0	2.0	Rate Case - Audit Requests & Discussions, Cust Mtgs & Presentations, Customer Notice	
	Water 10-186 10	N/A	N/A	N/A	N/A	N/A	N/A	N/A	N/A	N/A	N/A	N/A	N/A	N/A	N/A	N/A	N/A		
	Sewer 11-186 10	15.0	2.0	3.0	4.0	0.0	0.0	0.0	0.0	1.0	0.0	2.0	0.0	1.0	0.0	0.0	2.0		
N. FT. MYERS	Total	0.0	0.0	0.0	0.0	0.0	0.0	0.0	0.0	0.0	0.0	0.0	0.0	0.0	0.0	0.0	0.0	Capacity Fees - MFRs, Discussions & Meetings	
	Water 12-186 10	N/A	N/A	N/A	N/A	N/A	N/A	N/A	N/A	N/A	N/A	N/A	N/A	N/A	N/A	N/A	N/A		
NEW ----->	Sewer 11-186 11	0.0	0.0	0.0	0.0	0.0	0.0	0.0	0.0	0.0	0.0	0.0	0.0	0.0	0.0	0.0	0.0		
GOLDEN GATE	Total	0.0	0.0	0.0	0.0	0.0	0.0	0.0	0.0	0.0	0.0	0.0	0.0	0.0	0.0	0.0	0.0	Rate Case - Review Rate Order	
	Water 20-186 10	0.0	0.0	0.0	0.0	0.0	0.0	0.0	0.0	0.0	0.0	0.0	0.0	0.0	0.0	0.0	0.0		
	Sewer 21-186 10	0.0	0.0	0.0	0.0	0.0	0.0	0.0	0.0	0.0	0.0	0.0	0.0	0.0	0.0	0.0	0.0		
BAREFOOT BAY	Total	20.0	2.0	3.0	2.0	7.0	0.0	0.0	0.0	0.0	0.0	0.0	3.0	0.0	0.0	0.0	3.0	Rate Case - MFRs, Discussions & Meetings	
	Water 30-186 11	N/A	N/A	N/A	N/A	N/A	N/A	N/A	N/A	N/A	N/A	N/A	N/A	N/A	N/A	N/A	N/A		
N G	Sewer 31-186 10	20.0	2.0	3.0	2.0	7.0	0.0	0.0	0.0	0.0	0.0	0.0	3.0	0.0	0.0	0.0	3.0	Testimony	
CARROLLWOOD	Total	0.0	0.0	0.0	0.0	0.0	0.0	0.0	0.0	0.0	0.0	0.0	0.0	0.0	0.0	0.0	0.0		
	Water 40-186 10	0.0	0.0	0.0	0.0	0.0	0.0	0.0	0.0	0.0	0.0	0.0	0.0	0.0	0.0	0.0	0.0		
	Sewer 41-186 10	0.0	0.0	0.0	0.0	0.0	0.0	0.0	0.0	0.0	0.0	0.0	0.0	0.0	0.0	0.0	0.0		
SARASOTA	Total	0.0	0.0	0.0	0.0	0.0	0.0	0.0	0.0	0.0	0.0	0.0	0.0	0.0	0.0	0.0	0.0		
	Water 50-186 11	N/A	N/A	N/A	N/A	N/A	N/A	N/A	N/A	N/A	N/A	N/A	N/A	N/A	N/A	N/A	N/A		
	Sewer 51-186 11	0.0	0.0	0.0	0.0	0.0	0.0	0.0	0.0	0.0	0.0	0.0	0.0	0.0	0.0	0.0	0.0		
GENERAL	Total	36.0	4.0	2.0	2.0	1.0	6.0	0.0	0.0	2.0	8.0	3.0	1.0	4.0	0.0	0.0	3.0	Various - Mtgs, Memos, Mtg Prep Rev Budget, FI Myers Rate Reduct. FM Wtr Reduction, Holiday	
POINCIANA UTILITIES	Total	0.0	0.0	0.0	0.0	0.0	0.0	0.0	0.0	0.0	0.0	0.0	0.0	0.0	0.0	0.0	0.0		
	Water 70-667.80	0.0	0.0	0.0	0.0	0.0	0.0	0.0	0.0	0.0	0.0	0.0	0.0	0.0	0.0	0.0	0.0		
	Sewer 71-767.80	0.0	0.0	0.0	0.0	0.0	0.0	0.0	0.0	0.0	0.0	0.0	0.0	0.0	0.0	0.0	0.0		
RIO RICO UTILITIES	Total	17.0	0.0	0.0	0.0	0.0	2.0	0.0	0.0	5.0	0.0	3.0	4.0	3.0	0.0	0.0	0.0	Rate Case - Data Requests, Discussions & Mtgs, Customer Notice Review Procedural Order	
	Water 80-186.10	8.5	0.0	0.0	0.0	0.0	1.0	0.0	0.0	2.5	0.0	1.5	2.0	1.5	0.0	0.0	0.0		
	Sewer 81-186.10	8.5	0.0	0.0	0.0	0.0	1.0	0.0	0.0	2.5	0.0	1.5	2.0	1.5	0.0	0.0	0.0		
GENERAL	Total	0.0	0.0	0.0	0.0	0.0	0.0	0.0	0.0	0.0	0.0	0.0	0.0	0.0	0.0	0.0	0.0		
BAREFOOT BAY PROPOANE GAS	Total	0.0	0.0	0.0	0.0	0.0	0.0	0.0	0.0	0.0	0.0	0.0	0.0	0.0	0.0	0.0	0.0		
<b>TOTAL</b>		<b>88.0</b>	<b>8.0</b>	<b>8.0</b>	<b>8.0</b>	<b>8.0</b>	<b>8.0</b>	<b>8.0</b>	<b>0.0</b>	<b>0.0</b>	<b>8.0</b>	<b>8.0</b>	<b>8.0</b>	<b>8.0</b>	<b>8.0</b>	<b>0.0</b>	<b>0.0</b>	<b>8.0</b>	<b>0.0</b>

FCWC - REGULATORY AFFAIRS DEPARTMENT  
TIME SHEET

EMPLOYEE: LARRY COEL EMPL #: 11059

WEEK OF: 6/11/95 To 06/25/95

7 = Day Code Start for Program

COMPANY/DIVISION/OPERATIONS	ACCOUNT NUMBERS	TOTAL HOURS	Date:														DESCRIPTION OF WORK	
			06/11	06/12	06/13	06/14	06/15	06/16	06/17	06/18	06/19	06/20	06/21	06/22	06/23	06/24		06/25
			Sun	Mon	Tue	Wed	Thu	Fri	Sat	Sun	Mon	Tue	Wed	Thu	Fri	Sat	Sun	
FCWC N. FT. MYERS	Total	23.0	0.0	2.0	2.0	1.0	0.0	1.0	0.0	0.0	0.0	4.0	2.0	7.0	4.0	0.0	0.0	Rate Case - Audit Requests & Discussions, Cust Mtgs & Presentations
	Water 10-186.10	N/A	N/A	N/A	N/A	N/A	N/A	N/A	N/A	N/A	N/A	N/A	N/A	N/A	N/A	N/A	N/A	
	Sewer 11-186.10	23.0	0.0	2.0	2.0	1.0	0.0	1.0	0.0	0.0	0.0	4.0	2.0	7.0	4.0	0.0	0.0	
N. FT. MYERS	Total	0.0	0.0	0.0	0.0	0.0	0.0	0.0	0.0	0.0	0.0	0.0	0.0	0.0	0.0	0.0	0.0	Capacity Fees - MFRs, Discussions & Meetings
	Water 12-186.10	N/A	N/A	N/A	N/A	N/A	N/A	N/A	N/A	N/A	N/A	N/A	N/A	N/A	N/A	N/A	N/A	
	Sewer 11-186.11	0.0	0.0	0.0	0.0	0.0	0.0	0.0	0.0	0.0	0.0	0.0	0.0	0.0	0.0	0.0	0.0	
NEW ----->	Total	0.0	0.0	0.0	0.0	0.0	0.0	0.0	0.0	0.0	0.0	0.0	0.0	0.0	0.0	0.0	0.0	
	Water 12-186.10	N/A	N/A	N/A	N/A	N/A	N/A	N/A	N/A	N/A	N/A	N/A	N/A	N/A	N/A	N/A	N/A	
	Sewer 11-186.11	0.0	0.0	0.0	0.0	0.0	0.0	0.0	0.0	0.0	0.0	0.0	0.0	0.0	0.0	0.0	0.0	
GOLDEN GATE	Total	2.0	0.0	0.0	0.0	1.0	0.0	0.0	0.0	0.0	1.0	0.0	0.0	0.0	0.0	0.0	0.0	Rate Case - Review Rate Order
	Water 20-186.10	1.0	0.0	0.0	0.0	0.5	0.0	0.0	0.0	0.0	0.5	0.0	0.0	0.0	0.0	0.0	0.0	
	Sewer 21-186.10	1.0	0.0	0.0	0.0	0.5	0.0	0.0	0.0	0.0	0.5	0.0	0.0	0.0	0.0	0.0	0.0	
BAREFOOT BAY	Total	10.0	0.0	2.0	1.0	2.0	1.0	1.0	0.0	0.0	0.0	0.0	1.0	2.0	0.0	0.0	0.0	Rate Case - MFRs, Discussions & Meetings
	Water 30-186.11	N/A	N/A	N/A	N/A	N/A	N/A	N/A	N/A	N/A	N/A	N/A	N/A	N/A	N/A	N/A	N/A	
	Sewer 31-186.10	10.0	0.0	2.0	1.0	2.0	1.0	1.0	0.0	0.0	0.0	0.0	1.0	2.0	0.0	0.0	0.0	
27 CARROLLWOOD	Total	0.0	0.0	0.0	0.0	0.0	0.0	0.0	0.0	0.0	0.0	0.0	0.0	0.0	0.0	0.0	0.0	
	Water 40-186.10	0.0	0.0	0.0	0.0	0.0	0.0	0.0	0.0	0.0	0.0	0.0	0.0	0.0	0.0	0.0	0.0	
	Sewer 41-186.10	0.0	0.0	0.0	0.0	0.0	0.0	0.0	0.0	0.0	0.0	0.0	0.0	0.0	0.0	0.0	0.0	
SARASOTA	Total	0.0	0.0	0.0	0.0	0.0	0.0	0.0	0.0	0.0	0.0	0.0	0.0	0.0	0.0	0.0	0.0	
	Water 50-186.11	N/A	N/A	N/A	N/A	N/A	N/A	N/A	N/A	N/A	N/A	N/A	N/A	N/A	N/A	N/A	N/A	
	Sewer 51-186.11	0.0	0.0	0.0	0.0	0.0	0.0	0.0	0.0	0.0	0.0	0.0	0.0	0.0	0.0	0.0	0.0	
GENERAL	Total	33.0	0.0	2.0	2.0	3.0	6.0	4.0	0.0	0.0	1.0	1.0	5.0	5.0	4.0	0.0	0.0	Various - Mtgs, Memos, Mtg Prep Rev Budget, Ft Myers Rate Reduct. FM Wtr Reduction, Budget Model
	Water 70-667.80	5.5	0.0	0.0	0.0	0.0	0.0	0.0	0.0	0.0	3.5	2.0	0.0	0.0	0.0	0.0	0.0	
	Sewer 71-767.80	5.5	0.0	0.0	0.0	0.0	0.0	0.0	0.0	0.0	3.5	2.0	0.0	0.0	0.0	0.0	0.0	
RIO RICO UTILITIES	Total	9.0	0.0	2.0	3.0	1.0	1.0	2.0	0.0	0.0	0.0	0.0	0.0	0.0	0.0	0.0	0.0	Rate Case - Data Requests, Discussions & Mtgs
	Water 80-186.10	4.5	0.0	1.0	1.5	0.5	0.5	1.0	0.0	0.0	0.0	0.0	0.0	0.0	0.0	0.0	0.0	
	Sewer 81-186.10	4.5	0.0	1.0	1.5	0.5	0.5	1.0	0.0	0.0	0.0	0.0	0.0	0.0	0.0	0.0	0.0	
GENERAL	Total	0.0	0.0	0.0	0.0	0.0	0.0	0.0	0.0	0.0	0.0	0.0	0.0	0.0	0.0	0.0	0.0	
	Water	0.0	0.0	0.0	0.0	0.0	0.0	0.0	0.0	0.0	0.0	0.0	0.0	0.0	0.0	0.0	0.0	
	Sewer	0.0	0.0	0.0	0.0	0.0	0.0	0.0	0.0	0.0	0.0	0.0	0.0	0.0	0.0	0.0	0.0	
BAREFOOT BAY PROPOANE GAS	Total	0.0	0.0	0.0	0.0	0.0	0.0	0.0	0.0	0.0	0.0	0.0	0.0	0.0	0.0	0.0	0.0	
	Water	0.0	0.0	0.0	0.0	0.0	0.0	0.0	0.0	0.0	0.0	0.0	0.0	0.0	0.0	0.0	0.0	
	Sewer	0.0	0.0	0.0	0.0	0.0	0.0	0.0	0.0	0.0	0.0	0.0	0.0	0.0	0.0	0.0	0.0	
TOTAL		88.0	0.0	8.0	8.0	8.0	8.0	8.0	0.0	0.0	9.0	9.0	8.0	14.0	8.0	0.0	0.0	0.0

FCWC - REGULATORY AFFAIRS DEPARTMENT  
TIME SHEET

EMPLOYEE: LARRY COEL EMPL #: 11059

WEEK OF: 5/26/95 To 06/10/95

5 = Day Code Start for Program

COMPANY/DIVISION/OPERATIONS	ACCOUNT NUMBERS	TOTAL HOURS	Date:														DESCRIPTION OF WORK		
			05/26	05/27	05/28	05/29	05/30	05/31	06/01	06/02	06/03	06/04	06/05	06/06	06/07	06/08		06/09	06/10
			Fri	Sat	Sun	Mon	Tue	Wed	Thu	Fri	Sat	Sun	Mon	Tue	Wed	Thu		Fri	Sat
<b>FCWC</b>																			
<b>N. FT. MYERS</b>	Total	13.0	7.0	0.0	0.0	0.0	6.0	0.0	0.0	0.0	0.0	0.0	0.0	0.0	0.0	0.0	0.0	0.0 Rate Case - Audit Requests	
	Water 10-186.10	N/A	N/A	N/A	N/A	N/A	N/A	N/A	N/A	N/A	N/A	N/A	N/A	N/A	N/A	N/A	N/A	N/A & Discussions	
	Sewer 11-186.10	13.0	7.0	0.0	0.0	0.0	6.0	0.0	0.0	0.0	0.0	0.0	0.0	0.0	0.0	0.0	0.0		
<b>N. FT. MYERS</b>	Total	0.0	0.0	0.0	0.0	0.0	0.0	0.0	0.0	0.0	0.0	0.0	0.0	0.0	0.0	0.0	0.0 Capacity Fees - MFRs,		
	Water 12-186.10	N/A	N/A	N/A	N/A	N/A	N/A	N/A	N/A	N/A	N/A	N/A	N/A	N/A	N/A	N/A	N/A Discussions & Meetings		
<b>NEW</b> ----->	Sewer 11-186.11	0.0	0.0	0.0	0.0	0.0	0.0	0.0	0.0	0.0	0.0	0.0	0.0	0.0	0.0	0.0	0.0		
<b>GOLDEN GATE</b>	Total	0.0	0.0	0.0	0.0	0.0	0.0	0.0	0.0	0.0	0.0	0.0	0.0	0.0	0.0	0.0	0.0 Rate Case -		
	Water 20-186.10	0.0	0.0	0.0	0.0	0.0	0.0	0.0	0.0	0.0	0.0	0.0	0.0	0.0	0.0	0.0	0.0		
	Sewer 21-186.10	0.0	0.0	0.0	0.0	0.0	0.0	0.0	0.0	0.0	0.0	0.0	0.0	0.0	0.0	0.0	0.0		
<b>BAREFOOT BAY</b>	Total	25.0	0.0	0.0	0.0	0.0	0.0	8.0	5.0	4.0	0.0	0.0	6.0	2.0	0.0	0.0	0.0 Rate Case - MFRs,		
	Water 30-186.11	N/A	N/A	N/A	N/A	N/A	N/A	N/A	N/A	N/A	N/A	N/A	N/A	N/A	N/A	N/A	N/A Discussions & Meetings		
<b>NB</b>	Sewer 31-186.10	25.0	0.0	0.0	0.0	0.0	0.0	8.0	5.0	4.0	0.0	0.0	6.0	2.0	0.0	0.0	0.0		
<b>CARROLLWOOD</b>	Total	0.0	0.0	0.0	0.0	0.0	0.0	0.0	0.0	0.0	0.0	0.0	0.0	0.0	0.0	0.0	0.0		
	Water 40-186.10	0.0	0.0	0.0	0.0	0.0	0.0	0.0	0.0	0.0	0.0	0.0	0.0	0.0	0.0	0.0	0.0		
	Sewer 41-186.10	0.0	0.0	0.0	0.0	0.0	0.0	0.0	0.0	0.0	0.0	0.0	0.0	0.0	0.0	0.0	0.0		
<b>SARASOTA</b>	Total	0.0	0.0	0.0	0.0	0.0	0.0	0.0	0.0	0.0	0.0	0.0	0.0	0.0	0.0	0.0	0.0		
	Water 50-186.11	N/A	N/A	N/A	N/A	N/A	N/A	N/A	N/A	N/A	N/A	N/A	N/A	N/A	N/A	N/A	N/A		
	Sewer 51-186.11	0.0	0.0	0.0	0.0	0.0	0.0	0.0	0.0	0.0	0.0	0.0	0.0	0.0	0.0	0.0	0.0		
<b>GENERAL</b>	Total	43.5	1.5	0.0	0.0	8.0	2.0	0.0	3.0	4.0	0.0	0.0	2.0	6.5	4.5	4.0	0.0 Various - Mtgs, Memos, Mtg Prep Rev Budget, Ft Myers Rate Reduct.		
<b>POINCIANA UTILITIES</b>	Total	0.0	0.0	0.0	0.0	0.0	0.0	0.0	0.0	0.0	0.0	0.0	0.0	0.0	0.0	0.0	0.0 DOJ Tasks, Bond Sched, DISC Training		
	Water 70-667.80	0.0	0.0	0.0	0.0	0.0	0.0	0.0	0.0	0.0	0.0	0.0	0.0	0.0	0.0	0.0	0.0 Sched for Keith, FM Wtr Reduction		
	Sewer 71-767.80	0.0	0.0	0.0	0.0	0.0	0.0	0.0	0.0	0.0	0.0	0.0	0.0	0.0	0.0	0.0	0.0		
<b>RIO RICO UTILITIES</b>	Total	8.0	0.0	0.0	0.0	0.0	0.0	0.0	0.0	0.0	0.0	0.0	0.0	0.0	4.0	4.0	0.0 Rate Case - Audit Requests,		
	Water 80-186.10	4.0	0.0	0.0	0.0	0.0	0.0	0.0	0.0	0.0	0.0	0.0	0.0	0.0	2.0	2.0	0.0 Discussions & Mtgs		
	Sewer 81-186.10	4.0	0.0	0.0	0.0	0.0	0.0	0.0	0.0	0.0	0.0	0.0	0.0	0.0	2.0	2.0	0.0		
<b>GENERAL</b>	Total	0.0	0.0	0.0	0.0	0.0	0.0	0.0	0.0	0.0	0.0	0.0	0.0	0.0	0.0	0.0	0.0		
<b>BAREFOOT BAY PROPOANE GAS</b>	Total	0.0	0.0	0.0	0.0	0.0	0.0	0.0	0.0	0.0	0.0	0.0	0.0	0.0	0.0	0.0	0.0		
<b>TOTAL</b>		89.5	8.5	0.0	0.0	8.0	8.0	8.0	8.0	8.0	0.0	0.0	8.0	8.5	8.5	8.0	8.0		

FCWC - REGULATORY AFFAIRS DEPARTMENT  
TIME SHEET

EMPLOYEE: LARRY COEL      EMPL #: 11059

WEEK OF: 5/11/95      To      05/25/95

4 = Day Code Start for Program

COMPANY/DIVISION/OPERATION	ACCOUNT NUMBERS	TOTAL HOURS	Date:														DESCRIPTION OF WORK		
			05/11	05/12	05/13	05/14	05/15	05/16	05/17	05/18	05/19	05/20	05/21	05/22	05/23	05/24		05/25	
			Thu	Fri	Sat	Sun	Mon	Tue	Wed	Thu	Fri	Sat	Sun	Mon	Tue	Wed	Thu		
FCWC <b>N. FT. MYERS</b>	Total	12.0	0.0	1.0	0.0	0.0	0.0	0.0	2.0	0.0	0.0	0.0	0.0	3.0	3.0	1.0	2.0	Rate Case - Audit Requests & Discussions	
	Water 10-186.10	N/A	N/A	N/A	N/A	N/A	N/A	N/A	N/A	N/A	N/A	N/A	N/A	N/A	N/A	N/A	N/A		
	Sewer 11-186.10	12.0	0.0	1.0	0.0	0.0	0.0	0.0	2.0	0.0	0.0	0.0	0.0	3.0	3.0	1.0	2.0		
N. FT. MYERS	Total	10.0	0.0	2.0	0.0	0.0	4.0	0.0	2.0	2.0	0.0	0.0	0.0	0.0	0.0	0.0	0.0	Capacity Fees - MFRs	
	Water 12-186.10	N/A	N/A	N/A	N/A	N/A	N/A	N/A	N/A	N/A	N/A	N/A	N/A	N/A	N/A	N/A	N/A		
	NEW → Sewer 11-186.11	10.0	0.0	2.0	0.0	0.0	4.0	0.0	2.0	2.0	0.0	0.0	0.0	0.0	0.0	0.0	0.0		
GOLDEN GATE	Total	16.0	0.0	0.0	0.0	0.0	0.0	16.0	0.0	0.0	0.0	0.0	0.0	0.0	0.0	0.0	0.0	Rate Case - Review PSC Recomm, Attend Agenda Confer. in Tallahassee	
	Water 20-186.10	8.0	0.0	0.0	0.0	0.0	0.0	8.0	0.0	0.0	0.0	0.0	0.0	0.0	0.0	0.0	0.0		
	Sewer 21-186.10	8.0	0.0	0.0	0.0	0.0	0.0	8.0	0.0	0.0	0.0	0.0	0.0	0.0	0.0	0.0	0.0		
BAREFOOT BAY	Total	17.0	0.0	0.0	0.0	0.0	0.0	0.0	0.0	0.0	4.0	0.0	0.0	3.0	2.0	4.0	4.0	Rate Case - MFRs	
	Water 30-186.11	N/A	N/A	N/A	N/A	N/A	N/A	N/A	N/A	N/A	N/A	N/A	N/A	N/A	N/A	N/A	N/A		
	Sewer 31-186.10	17.0	0.0	0.0	0.0	0.0	0.0	0.0	0.0	0.0	4.0	0.0	0.0	3.0	2.0	4.0	4.0		
CARROLLWOOD	Total	0.0	0.0	0.0	0.0	0.0	0.0	0.0	0.0	0.0	0.0	0.0	0.0	0.0	0.0	0.0	0.0		
	Water 40-186.10	0.0	0.0	0.0	0.0	0.0	0.0	0.0	0.0	0.0	0.0	0.0	0.0	0.0	0.0	0.0	0.0		
	Sewer 41-186.10	0.0	0.0	0.0	0.0	0.0	0.0	0.0	0.0	0.0	0.0	0.0	0.0	0.0	0.0	0.0	0.0		
SARASOTA	Total	0.0	0.0	0.0	0.0	0.0	0.0	0.0	0.0	0.0	0.0	0.0	0.0	0.0	0.0	0.0	0.0	Rate Case -	
	Water 50-186.11	N/A	N/A	N/A	N/A	N/A	N/A	N/A	N/A	N/A	N/A	N/A	N/A	N/A	N/A	N/A	N/A		
	Sewer 51-186.11	0.0	0.0	0.0	0.0	0.0	0.0	0.0	0.0	0.0	0.0	0.0	0.0	0.0	0.0	0.0	0.0		
GENERAL	Total	41.0	8.0	5.0	0.0	0.0	4.0	0.0	4.0	6.0	4.0	0.0	0.0	2.0	3.0	3.0	2.0	Various - Mtgs, Memos, Mtg Prep Rev Budget, Ft Myers Rate Reduct.	
POINCIANA UTILITIES	Total	0.0	0.0	0.0	0.0	0.0	0.0	0.0	0.0	0.0	0.0	0.0	0.0	0.0	0.0	0.0	0.0		
Water 70-667.80	0.0	0.0	0.0	0.0	0.0	0.0	0.0	0.0	0.0	0.0	0.0	0.0	0.0	0.0	0.0	0.0	0.0		
Sewer 71-767.80	0.0	0.0	0.0	0.0	0.0	0.0	0.0	0.0	0.0	0.0	0.0	0.0	0.0	0.0	0.0	0.0	0.0		
RIO RICO UTILITIES	Total	0.0	0.0	0.0	0.0	0.0	0.0	0.0	0.0	0.0	0.0	0.0	0.0	0.0	0.0	0.0	0.0	Rate Case - Audit Requests, Discussions & Mtgs	
	Water 80-186.10	0.0	0.0	0.0	0.0	0.0	0.0	0.0	0.0	0.0	0.0	0.0	0.0	0.0	0.0	0.0	0.0		
	Sewer 81-186.10	0.0	0.0	0.0	0.0	0.0	0.0	0.0	0.0	0.0	0.0	0.0	0.0	0.0	0.0	0.0	0.0		
GENERAL	Total	0.0	0.0	0.0	0.0	0.0	0.0	0.0	0.0	0.0	0.0	0.0	0.0	0.0	0.0	0.0	0.0		
BAREFOOT BAY PROPOANE GAS	Total	0.0	0.0	0.0	0.0	0.0	0.0	0.0	0.0	0.0	0.0	0.0	0.0	0.0	0.0	0.0	0.0		
<b>TOTAL</b>		<b>96.0</b>	<b>8.0</b>	<b>8.0</b>	<b>0.0</b>	<b>0.0</b>	<b>8.0</b>	<b>16.0</b>	<b>8.0</b>	<b>8.0</b>	<b>8.0</b>	<b>0.0</b>	<b>0.0</b>	<b>8.0</b>	<b>8.0</b>	<b>8.0</b>	<b>8.0</b>		

FCWC - REGULATORY AFFAIRS DEPARTMENT  
TIME SHEET

EMPLOYEE: LARRY COEL EMPL #: 11059

WEEK OF: 4/26/95 To 05/10/95

3 = Day Code Start for Program

COMPANY/DIVISION/OPERATION	ACCOUNT NUMBERS	TOTAL HOURS	Date:														DESCRIPTION OF WORK	
			04/26	04/27	04/28	04/29	04/30	05/01	05/02	05/03	05/04	05/05	05/06	05/07	05/08	05/09		05/10
			Wed	Thu	Fri	Sat	Sun	Mon	Tue	Wed	Thu	Fri	Sat	Sun	Mon	Tue	Wed	
FCWC																		
<b>N. FT. MYERS</b>	Total	14.5	4.5	4.0	4.0	0.0	0.0	2.0	0.0	0.0	0.0	0.0	0.0	0.0	0.0	0.0	0.0	Rate Case - MFRs, Add'l Info. Book & Workpapers, & Discussions
	Water 10-186.10	N/A	N/A	N/A	N/A	N/A	N/A	N/A	N/A	N/A	N/A	N/A	N/A	N/A	N/A	N/A	N/A	
	Sewer 11-186.10	14.5	4.5	4.0	4.0	0.0	0.0	2.0	0.0	0.0	0.0	0.0	0.0	0.0	0.0	0.0	0.0	
<b>N. FT. MYERS</b>	Total	2.0	0.0	0.0	0.0	0.0	0.0	0.0	0.0	0.0	2.0	0.0	0.0	0.0	0.0	0.0	0.0	Capacity Fees - MFRs
	Water 12-186.10	N/A	N/A	N/A	N/A	N/A	N/A	N/A	N/A	N/A	N/A	N/A	N/A	N/A	N/A	N/A	N/A	
<b>NEW →</b>	Sewer 11-186.11	2.0	0.0	0.0	0.0	0.0	0.0	0.0	0.0	0.0	2.0	0.0	0.0	0.0	0.0	0.0	0.0	
<b>GOLDEN GATE</b>	Total	7.0	0.0	0.0	0.0	0.0	0.0	0.0	0.0	0.0	0.0	1.0	0.0	0.0	3.0	2.0	1.0	Rate Case - Staff Audit Requests, Review PSC Recommendation, Final Notice & Tariffs
	Water 20-186.10	3.5	0.0	0.0	0.0	0.0	0.0	0.0	0.0	0.0	0.0	0.5	0.0	0.0	1.5	1.0	0.5	
	Sewer 21-186.10	3.5	0.0	0.0	0.0	0.0	0.0	0.0	0.0	0.0	0.0	0.5	0.0	0.0	1.5	1.0	0.5	
<b>BAREFOOT BAY</b>	Total	2.0	0.0	0.0	0.0	0.0	0.0	0.0	0.0	0.0	0.0	0.0	0.0	0.0	0.0	0.0	2.0	Rate Case - MFRs
	Water 30-186.11	N/A	N/A	N/A	N/A	N/A	N/A	N/A	N/A	N/A	N/A	N/A	N/A	N/A	N/A	N/A	N/A	
	Sewer 31-186.10	2.0	0.0	0.0	0.0	0.0	0.0	0.0	0.0	0.0	0.0	0.0	0.0	0.0	0.0	0.0	2.0	
<b>CARROLLWOOD</b>	Total	0.0	0.0	0.0	0.0	0.0	0.0	0.0	0.0	0.0	0.0	0.0	0.0	0.0	0.0	0.0	0.0	
	Water 40-186.10	0.0	0.0	0.0	0.0	0.0	0.0	0.0	0.0	0.0	0.0	0.0	0.0	0.0	0.0	0.0	0.0	
	Sewer 41-186.10	0.0	0.0	0.0	0.0	0.0	0.0	0.0	0.0	0.0	0.0	0.0	0.0	0.0	0.0	0.0	0.0	
<b>SARASOTA</b>	Total	0.0	0.0	0.0	0.0	0.0	0.0	0.0	0.0	0.0	0.0	0.0	0.0	0.0	0.0	0.0	0.0	Rate Case -
	Water 50-186.11	N/A	N/A	N/A	N/A	N/A	N/A	N/A	N/A	N/A	N/A	N/A	N/A	N/A	N/A	N/A	N/A	
	Sewer 51-186.11	0.0	0.0	0.0	0.0	0.0	0.0	0.0	0.0	0.0	0.0	0.0	0.0	0.0	0.0	0.0	0.0	
<b>GENERAL</b>	Total	51.0	1.0	0.0	1.0	0.0	0.0	4.0	8.0	8.0	6.0	7.0	0.0	0.0	5.0	6.0	5.0	Various - Mtgs, Memos, Mtg Prep Financial Hist Book, Revenue Budg
<b>POINCIANA UTILITIES</b>	Total	0.0	0.0	0.0	0.0	0.0	0.0	0.0	0.0	0.0	0.0	0.0	0.0	0.0	0.0	0.0	0.0	
	Water 70-667.80	0.0	0.0	0.0	0.0	0.0	0.0	0.0	0.0	0.0	0.0	0.0	0.0	0.0	0.0	0.0	0.0	
	Sewer 71-767.80	0.0	0.0	0.0	0.0	0.0	0.0	0.0	0.0	0.0	0.0	0.0	0.0	0.0	0.0	0.0	0.0	
<b>RIO RICO UTILITIES</b>	Total	13.0	3.0	4.0	4.0	0.0	0.0	2.0	0.0	0.0	0.0	0.0	0.0	0.0	0.0	0.0	0.0	Rate Case - MFRs, Workpapers Discussions, Testimony, & Mtgs
	Water 80-186.10	6.5	1.5	2.0	2.0	0.0	0.0	1.0	0.0	0.0	0.0	0.0	0.0	0.0	0.0	0.0	0.0	
	Sewer 81-186.10	6.5	1.5	2.0	2.0	0.0	0.0	1.0	0.0	0.0	0.0	0.0	0.0	0.0	0.0	0.0	0.0	
<b>GENERAL</b>	Total	0.0	0.0	0.0	0.0	0.0	0.0	0.0	0.0	0.0	0.0	0.0	0.0	0.0	0.0	0.0	0.0	
<b>BAREFOOT BAY PROPOANE GAS</b>	Total	0.0	0.0	0.0	0.0	0.0	0.0	0.0	0.0	0.0	0.0	0.0	0.0	0.0	0.0	0.0	0.0	
<b>TOTAL</b>		<b>89.5</b>	<b>8.5</b>	<b>8.0</b>	<b>9.0</b>	<b>0.0</b>	<b>0.0</b>	<b>8.0</b>	<b>8.0</b>	<b>8.0</b>	<b>8.0</b>	<b>8.0</b>	<b>0.0</b>	<b>0.0</b>	<b>8.0</b>	<b>8.0</b>	<b>8.0</b>	

30

FCWC - REGULATORY AFFAIRS DEPARTMENT  
TIME SHEET

EMPLOYEE: LARRY COEL EMPL #: 11059

WEEK OF: 4/11/95 To 04/25/95

2 = Day Code Start for Program

COMPANY/DIVISION/OPERATION	ACCOUNT NUMBERS	TOTAL HOURS	Date:														DESCRIPTION OF WORK	
			04/11	04/12	04/13	04/14	04/15	04/16	04/17	04/18	04/19	04/20	04/21	04/22	04/23	04/24		04/25
			Tue	Wed	Thu	Fri	Sat	Sun	Mon	Tue	Wed	Thu	Fri	Sat	Sun	Mon	Tue	
FCWC																		
<b>N. FT. MYERS</b>	Total	21.0	0.0	1.0	2.0	2.0	0.0	0.0	2.0	2.0	2.0	2.0	4.0	0.0	0.0	0.0	4.0	Rate Case - MFRs, Add'l Info. Book & Workpapers, & Discussions
	Water 10-186.10	N/A	N/A	N/A	N/A	N/A	N/A	N/A	N/A	N/A	N/A	N/A	N/A	N/A	N/A	N/A	N/A	
	Sewer 11-186.10	21.0	0.0	1.0	2.0	2.0	0.0	0.0	2.0	2.0	2.0	2.0	4.0	0.0	0.0	0.0	4.0	
<b>N. FT. MYERS</b>	Total	15.0	0.0	2.0	0.0	0.0	0.0	0.0	0.0	2.0	0.0	2.0	2.0	0.0	0.0	6.0	1.0	Capacity Fees - MFRs
	Water	N/A	N/A	N/A	N/A	N/A	N/A	N/A	N/A	N/A	N/A	N/A	N/A	N/A	N/A	N/A	N/A	
<b>NEW →</b>	Sewer 11-186.11	15.0	0.0	2.0	0.0	0.0	0.0	0.0	0.0	2.0	0.0	2.0	2.0	0.0	0.0	6.0	1.0	
<b>GOLDEN GATE</b>	Total	4.0	0.0	1.0	1.0	0.0	0.0	0.0	0.0	0.0	1.0	0.0	0.0	0.0	0.0	1.0	0.0	Rate Case - Staff Audit Requests,
	Water 20-186.10	2.0	0.0	0.5	0.5	0.0	0.0	0.0	0.0	0.0	0.5	0.0	0.0	0.0	0.0	0.5	0.0	
	Sewer 21-186.10	2.0	0.0	0.5	0.5	0.0	0.0	0.0	0.0	0.0	0.5	0.0	0.0	0.0	0.0	0.5	0.0	
<b>BAREFOOT BAY</b>	Total	0.0	0.0	0.0	0.0	0.0	0.0	0.0	0.0	0.0	0.0	0.0	0.0	0.0	0.0	0.0	0.0	Rate Case -
	Water 30-186.11	0.0	0.0	0.0	0.0	0.0	0.0	0.0	0.0	0.0	0.0	0.0	0.0	0.0	0.0	0.0	0.0	
	Sewer 31-186.11	N/A	N/A	N/A	N/A	N/A	N/A	N/A	N/A	N/A	N/A	N/A	N/A	N/A	N/A	N/A	N/A	
<b>CARROLLWOOD</b>	Total	0.0	0.0	0.0	0.0	0.0	0.0	0.0	0.0	0.0	0.0	0.0	0.0	0.0	0.0	0.0	0.0	
	Water 40-186.10	0.0	0.0	0.0	0.0	0.0	0.0	0.0	0.0	0.0	0.0	0.0	0.0	0.0	0.0	0.0	0.0	
	Sewer 41-186.10	0.0	0.0	0.0	0.0	0.0	0.0	0.0	0.0	0.0	0.0	0.0	0.0	0.0	0.0	0.0	0.0	
<b>SARASOTA</b>	Total	0.0	0.0	0.0	0.0	0.0	0.0	0.0	0.0	0.0	0.0	0.0	0.0	0.0	0.0	0.0	0.0	Rate Case -
	Water 50-186.11	N/A	N/A	N/A	N/A	N/A	N/A	N/A	N/A	N/A	N/A	N/A	N/A	N/A	N/A	N/A	N/A	
	Sewer 51-186.11	0.0	0.0	0.0	0.0	0.0	0.0	0.0	0.0	0.0	0.0	0.0	0.0	0.0	0.0	0.0	0.0	
<b>GENERAL</b>	Total	28.0	5.0	2.0	5.0	4.0	0.0	0.0	4.0	2.0	2.0	0.0	1.0	0.0	0.0	1.0	2.0	Various - Mtgs, Memos, Mtg Prep
																		Update Statistics, Occasional Hrs (4)
<b>POINCIANA UTILITIES</b>	Total	0.0	0.0	0.0	0.0	0.0	0.0	0.0	0.0	0.0	0.0	0.0	0.0	0.0	0.0	0.0	0.0	
	Water 70-667.80	0.0	0.0	0.0	0.0	0.0	0.0	0.0	0.0	0.0	0.0	0.0	0.0	0.0	0.0	0.0	0.0	
	Sewer 71-767.80	0.0	0.0	0.0	0.0	0.0	0.0	0.0	0.0	0.0	0.0	0.0	0.0	0.0	0.0	0.0	0.0	
<b>RIO RICO UTILITIES</b>	Total	20.0	3.0	2.0	0.0	2.0	0.0	0.0	2.0	2.0	3.0	4.0	1.0	0.0	0.0	0.0	1.0	Rate Case - MFRs, Workpapers
	Water 80-186.10	10.0	1.5	1.0	0.0	1.0	0.0	0.0	1.0	1.0	1.5	2.0	0.5	0.0	0.0	0.0	0.5	Discussions, Testimony, & Mtgs
	Sewer 81-186.10	10.0	1.5	1.0	0.0	1.0	0.0	0.0	1.0	1.0	1.5	2.0	0.5	0.0	0.0	0.0	0.5	
<b>GENERAL</b>	Total	0.0	0.0	0.0	0.0	0.0	0.0	0.0	0.0	0.0	0.0	0.0	0.0	0.0	0.0	0.0	0.0	
<b>BAREFOOT BAY PROPOANE GAS</b>	Total	0.0	0.0	0.0	0.0	0.0	0.0	0.0	0.0	0.0	0.0	0.0	0.0	0.0	0.0	0.0	0.0	
<b>TOTAL</b>		<b>88.0</b>	<b>8.0</b>	<b>8.0</b>	<b>8.0</b>	<b>8.0</b>	<b>0.0</b>	<b>0.0</b>	<b>8.0</b>	<b>8.0</b>	<b>8.0</b>	<b>8.0</b>	<b>8.0</b>	<b>0.0</b>	<b>0.0</b>	<b>8.0</b>	<b>8.0</b>	

FCWC - REGULATORY AFFAIRS DEPARTMENT  
TIME SHEET

EMPLOYEE: LARRY COEL EMPL #: 11059

WEEK OF: 4/11/95 To 04/25/95

2 = Day Code Start for Program

COMPANY/DIVISION/OPERATION	ACCOUNT NUMBERS	TOTAL HOURS	Date:														DESCRIPTION OF WORK	
			04/11	04/12	04/13	04/14	04/15	04/16	04/17	04/18	04/19	04/20	04/21	04/22	04/23	04/24		04/25
			Tue	Wed	Thu	Fri	Sat	Sun	Mon	Tue	Wed	Thu	Fri	Sat	Sun	Mon	Tue	
<b>FCWC</b>																		
<b>N. FT. MYERS</b>																		
Total		21.0	0.0	1.0	2.0	2.0	0.0	0.0	2.0	2.0	2.0	2.0	4.0	0.0	0.0	0.0	4.0	Rate Case - MFRs, Add'l Info. Book & Workpapers, & Discussions
Water 10-186.10		N/A	N/A	N/A	N/A	N/A	N/A	N/A	N/A	N/A	N/A	N/A	N/A	N/A	N/A	N/A	N/A	
Sewer 11-186.10		21.0	0.0	1.0	2.0	2.0	0.0	0.0	2.0	2.0	2.0	2.0	4.0	0.0	0.0	0.0	4.0	
<b>N. FT. MYERS</b>																		
Total		15.0	0.0	2.0	0.0	0.0	0.0	0.0	0.0	2.0	0.0	2.0	2.0	0.0	0.0	6.0	1.0	Capacity Fees - MFRs
Water 12-186.10		N/A	N/A	N/A	N/A	N/A	N/A	N/A	N/A	N/A	N/A	N/A	N/A	N/A	N/A	N/A	N/A	
<b>NEW →</b> Sewer 11-186.11		15.0	0.0	2.0	0.0	0.0	0.0	0.0	0.0	2.0	0.0	2.0	2.0	0.0	0.0	6.0	1.0	
<b>GOLDEN GATE</b>																		
Total		4.0	0.0	1.0	1.0	0.0	0.0	0.0	0.0	0.0	1.0	0.0	0.0	0.0	0.0	1.0	0.0	Rate Case - Staff Audit Requests,
Water 20-186.10		2.0	0.0	0.5	0.5	0.0	0.0	0.0	0.0	0.0	0.5	0.0	0.0	0.0	0.0	0.5	0.0	
Sewer 21-186.10		2.0	0.0	0.5	0.5	0.0	0.0	0.0	0.0	0.0	0.5	0.0	0.0	0.0	0.0	0.5	0.0	
<b>BAREFOOT BAY</b>																		
Total		0.0	0.0	0.0	0.0	0.0	0.0	0.0	0.0	0.0	0.0	0.0	0.0	0.0	0.0	0.0	0.0	Rate Case -
Water 30-186.11		0.0	0.0	0.0	0.0	0.0	0.0	0.0	0.0	0.0	0.0	0.0	0.0	0.0	0.0	0.0	0.0	
<b>SC</b> Sewer 31-186.11		N/A	N/A	N/A	N/A	N/A	N/A	N/A	N/A	N/A	N/A	N/A	N/A	N/A	N/A	N/A	N/A	
<b>CARROLLWOOD</b>																		
Total		0.0	0.0	0.0	0.0	0.0	0.0	0.0	0.0	0.0	0.0	0.0	0.0	0.0	0.0	0.0	0.0	
Water 40-186.10		0.0	0.0	0.0	0.0	0.0	0.0	0.0	0.0	0.0	0.0	0.0	0.0	0.0	0.0	0.0	0.0	
Sewer 41-186.10		0.0	0.0	0.0	0.0	0.0	0.0	0.0	0.0	0.0	0.0	0.0	0.0	0.0	0.0	0.0	0.0	
<b>SARASOTA</b>																		
Total		0.0	0.0	0.0	0.0	0.0	0.0	0.0	0.0	0.0	0.0	0.0	0.0	0.0	0.0	0.0	0.0	Rate Case -
Water 50-186.11		N/A	N/A	N/A	N/A	N/A	N/A	N/A	N/A	N/A	N/A	N/A	N/A	N/A	N/A	N/A	N/A	
Sewer 51-186.11		0.0	0.0	0.0	0.0	0.0	0.0	0.0	0.0	0.0	0.0	0.0	0.0	0.0	0.0	0.0	0.0	
<b>GENERAL</b>																		
Total		28.0	5.0	2.0	5.0	4.0	0.0	0.0	4.0	2.0	2.0	0.0	1.0	0.0	0.0	1.0	2.0	Various - Mtgs, Memos, Mtg Prep Update Statistics, Occasional Hrs (4)
			Occasional															
<b>POINCIANA UTILITIES</b>																		
Total		0.0	0.0	0.0	0.0	0.0	0.0	0.0	0.0	0.0	0.0	0.0	0.0	0.0	0.0	0.0	0.0	
Water 70-667.80		0.0	0.0	0.0	0.0	0.0	0.0	0.0	0.0	0.0	0.0	0.0	0.0	0.0	0.0	0.0	0.0	
Sewer 71-767.80		0.0	0.0	0.0	0.0	0.0	0.0	0.0	0.0	0.0	0.0	0.0	0.0	0.0	0.0	0.0	0.0	
<b>RIO RICO UTILITIES</b>																		
Total		20.0	3.0	2.0	0.0	2.0	0.0	0.0	2.0	2.0	3.0	4.0	1.0	0.0	0.0	0.0	1.0	Rate Case - MFRs, Workpapers Discussions, Testimony, & Mtgs
Water 80-186.10		10.0	1.5	1.0	0.0	1.0	0.0	0.0	1.0	1.0	1.5	2.0	0.5	0.0	0.0	0.0	0.5	
Sewer 81-186.10		10.0	1.5	1.0	0.0	1.0	0.0	0.0	1.0	1.0	1.5	2.0	0.5	0.0	0.0	0.0	0.5	
<b>GENERAL</b>																		
Total		0.0	0.0	0.0	0.0	0.0	0.0	0.0	0.0	0.0	0.0	0.0	0.0	0.0	0.0	0.0	0.0	
<b>BAREFOOT BAY PROPOANE GAS</b>																		
Total		0.0	0.0	0.0	0.0	0.0	0.0	0.0	0.0	0.0	0.0	0.0	0.0	0.0	0.0	0.0	0.0	
<b>TOTAL</b>		<b>88.0</b>	<b>8.0</b>	<b>8.0</b>	<b>8.0</b>	<b>8.0</b>	<b>0.0</b>	<b>0.0</b>	<b>8.0</b>	<b>8.0</b>	<b>8.0</b>	<b>8.0</b>	<b>8.0</b>	<b>0.0</b>	<b>0.0</b>	<b>8.0</b>	<b>8.0</b>	

FCWC - REGULATORY AFFAIRS DEPARTMENT  
TIME SHEET

EMPLOYEE: LARRY COEL EMPL #: 11059

WEEK OF: 3/26/95 To 04/10/95

7 = Day Code Start for Program

COMPANY/DIVISION/OPERATION	ACCOUNT NUMBERS	TOTAL HOURS	Date:																	DESCRIPTION OF WORK
			03/26	03/27	03/28	03/29	03/30	03/31	04/01	04/02	04/03	04/04	04/05	04/06	04/07	04/08	04/09	04/10		
			Sun	Mon	Tue	Wed	Thu	Fri	Sat	Sun	Mon	Tue	Wed	Thu	Fri	Sat	Sun	Mon		
FCWC																				
N. FT. MYERS	Total	19.0	0.0	0.0	0.0	0.0	2.0	0.0	0.0	0.0	3.0	3.0	5.0	3.0	3.0	0.0	0.0	0.0	Rate Case - MFRs, Add'l Info. Book & Workpapers, & Discussions	
	Water 10-186.10	N/A	N/A	N/A	N/A	N/A	N/A	N/A	N/A	N/A	N/A	N/A	N/A	N/A	N/A	N/A	N/A	N/A	N/A	
	Sewer 11-186.10	19.0	0.0	0.0	0.0	0.0	2.0	0.0	0.0	0.0	3.0	3.0	5.0	3.0	3.0	0.0	0.0	0.0		
S. FT. MYERS	Total	0.0	0.0	0.0	0.0	0.0	0.0	0.0	0.0	0.0	0.0	0.0	0.0	0.0	0.0	0.0	0.0	0.0		
	Water 12-186.10	0.0	0.0	0.0	0.0	0.0	0.0	0.0	0.0	0.0	0.0	0.0	0.0	0.0	0.0	0.0	0.0	0.0		
	Sewer 13-186.10	0.0	0.0	0.0	0.0	0.0	0.0	0.0	0.0	0.0	0.0	0.0	0.0	0.0	0.0	0.0	0.0	0.0		
GOLDEN GATE	Total	9.0	0.0	0.0	0.0	2.0	0.0	0.0	0.0	1.0	3.0	1.0	2.0	0.0	0.0	0.0	0.0	0.0	Rate Case - Staff Audit Requests, Rate Case Expense Exhibit	
	Water 20-186.10	4.5	0.0	0.0	0.0	1.0	0.0	0.0	0.0	0.5	1.5	0.5	1.0	0.0	0.0	0.0	0.0	0.0		
	Sewer 21-186.10	4.5	0.0	0.0	0.0	1.0	0.0	0.0	0.0	0.5	1.5	0.5	1.0	0.0	0.0	0.0	0.0	0.0		
BAREFOOT BAY	Total	0.0	0.0	0.0	0.0	0.0	0.0	0.0	0.0	0.0	0.0	0.0	0.0	0.0	0.0	0.0	0.0	0.0	Rate Case -	
	Water 30-186.11	0.0	0.0	0.0	0.0	0.0	0.0	0.0	0.0	0.0	0.0	0.0	0.0	0.0	0.0	0.0	0.0	0.0		
	Sewer 31-186.11	N/A	N/A	N/A	N/A	N/A	N/A	N/A	N/A	N/A	N/A	N/A	N/A	N/A	N/A	N/A	N/A	N/A		
CARROLLWOOD	Total	0.0	0.0	0.0	0.0	0.0	0.0	0.0	0.0	0.0	0.0	0.0	0.0	0.0	0.0	0.0	0.0	0.0		
	Water 40-186.10	0.0	0.0	0.0	0.0	0.0	0.0	0.0	0.0	0.0	0.0	0.0	0.0	0.0	0.0	0.0	0.0	0.0		
	Sewer 41-186.10	0.0	0.0	0.0	0.0	0.0	0.0	0.0	0.0	0.0	0.0	0.0	0.0	0.0	0.0	0.0	0.0	0.0		
SARASOTA	Total	0.0	0.0	0.0	0.0	0.0	0.0	0.0	0.0	0.0	0.0	0.0	0.0	0.0	0.0	0.0	0.0	0.0	Rate Case -	
	Water 50-186.11	N/A	N/A	N/A	N/A	N/A	N/A	N/A	N/A	N/A	N/A	N/A	N/A	N/A	N/A	N/A	N/A	N/A		
	Sewer 51-186.11	0.0	0.0	0.0	0.0	0.0	0.0	0.0	0.0	0.0	0.0	0.0	0.0	0.0	0.0	0.0	0.0	0.0		
GENERAL	Total	60.0	0.0	8.0	8.0	8.0	4.0	8.0	0.0	0.0	4.0	2.0	2.0	3.0	5.0	0.0	0.0	8.0	Various - Mtgs, Memos, Mtg Prep Update Statistics, 3 Vacation, 1 Occasional, 1 Seminar	
				Vac	Vac	Vac		Occas										Sem.		
POINCIANA UTILITIES	Total	0.0	0.0	0.0	0.0	0.0	0.0	0.0	0.0	0.0	0.0	0.0	0.0	0.0	0.0	0.0	0.0	0.0		
	Water 70-667.80	0.0	0.0	0.0	0.0	0.0	0.0	0.0	0.0	0.0	0.0	0.0	0.0	0.0	0.0	0.0	0.0	0.0		
	Sewer 71-767.80	0.0	0.0	0.0	0.0	0.0	0.0	0.0	0.0	0.0	0.0	0.0	0.0	0.0	0.0	0.0	0.0	0.0		
RIO RICO UTILITIES	Total	0.0	0.0	0.0	0.0	0.0	0.0	0.0	0.0	0.0	0.0	0.0	0.0	0.0	0.0	0.0	0.0	0.0	Rate Case - MFRs, Workpapers Discussions, Testimony, & Mtgs	
	Water 80-186.10	0.0	0.0	0.0	0.0	0.0	0.0	0.0	0.0	0.0	0.0	0.0	0.0	0.0	0.0	0.0	0.0	0.0		
	Sewer 81-186.10	0.0	0.0	0.0	0.0	0.0	0.0	0.0	0.0	0.0	0.0	0.0	0.0	0.0	0.0	0.0	0.0	0.0		
GENERAL	Total	0.0	0.0	0.0	0.0	0.0	0.0	0.0	0.0	0.0	0.0	0.0	0.0	0.0	0.0	0.0	0.0	0.0		
BAREFOOT BAY PROPOANE GAS	Total	0.0	0.0	0.0	0.0	0.0	0.0	0.0	0.0	0.0	0.0	0.0	0.0	0.0	0.0	0.0	0.0	0.0		
TOTAL		88.0	0.0	8.0	8.0	8.0	8.0	8.0	0.0	0.0	8.0	8.0	8.0	8.0	8.0	0.0	0.0	8.0		



FCWC - REGULATORY AFFAIRS DEPARTMENT  
TIME SHEET

EMPLOYEE: LARRY COEL EMPL #: 11059

WEEK OF: 3/11/95 To 03/25/95

6 = Day Code Start for Program

COMPANY/DIVISION/OPERATION	ACCOUNT NUMBERS	TOTAL HOURS	Date:														DESCRIPTION OF WORK	
			03/11	03/12	03/13	03/14	03/15	03/16	03/17	03/18	03/19	03/20	03/21	03/22	03/23	03/24		03/25
			Sat	Sun	Mon	Tue	Wed	Thu	Fri	Sat	Sun	Mon	Tue	Wed	Thu	Fri	Sat	
FCWC																		
<b>N. FT. MYERS</b>	Total	22.0	0.0	0.0	4.0	3.0	3.0	3.0	4.0	0.0	0.0	1.0	1.0	3.0	0.0	0.0	0.0	Rate Case - MFRs, Add'l Info. Book & Workpapers, & Discussions
	Water 10-186.10	N/A	N/A	N/A	N/A	N/A	N/A	N/A	N/A	N/A	N/A	N/A	N/A	N/A	N/A	N/A	N/A	
	Sewer 11-186.10	22.0	0.0	0.0	4.0	3.0	3.0	3.0	4.0	0.0	0.0	1.0	1.0	3.0	0.0	0.0	0.0	
<b>S. FT. MYERS</b>	Total	0.0	0.0	0.0	0.0	0.0	0.0	0.0	0.0	0.0	0.0	0.0	0.0	0.0	0.0	0.0	0.0	
	Water 12-186.10	0.0	0.0	0.0	0.0	0.0	0.0	0.0	0.0	0.0	0.0	0.0	0.0	0.0	0.0	0.0	0.0	
	Sewer 13-186.10	0.0	0.0	0.0	0.0	0.0	0.0	0.0	0.0	0.0	0.0	0.0	0.0	0.0	0.0	0.0	0.0	
<b>GOLDEN GATE</b>	Total	0.0	0.0	0.0	0.0	0.0	0.0	0.0	0.0	0.0	0.0	0.0	0.0	0.0	0.0	0.0	0.0	Rate Case - Cust Mtg Prep & Mtg Discussions, Audit Requests
	Water 20-186.10	0.0	0.0	0.0	0.0	0.0	0.0	0.0	0.0	0.0	0.0	0.0	0.0	0.0	0.0	0.0	0.0	
	Sewer 21-186.10	0.0	0.0	0.0	0.0	0.0	0.0	0.0	0.0	0.0	0.0	0.0	0.0	0.0	0.0	0.0	0.0	
<b>BAREFOOT BAY</b>	Total	0.0	0.0	0.0	0.0	0.0	0.0	0.0	0.0	0.0	0.0	0.0	0.0	0.0	0.0	0.0	0.0	Rate Case -
	Water 30-186.11	0.0	0.0	0.0	0.0	0.0	0.0	0.0	0.0	0.0	0.0	0.0	0.0	0.0	0.0	0.0	0.0	
	Sewer 31-186.11	N/A	N/A	N/A	N/A	N/A	N/A	N/A	N/A	N/A	N/A	N/A	N/A	N/A	N/A	N/A	N/A	
<b>CARROLLWOOD</b>	Total	0.0	0.0	0.0	0.0	0.0	0.0	0.0	0.0	0.0	0.0	0.0	0.0	0.0	0.0	0.0	0.0	
	Water 40-186.10	0.0	0.0	0.0	0.0	0.0	0.0	0.0	0.0	0.0	0.0	0.0	0.0	0.0	0.0	0.0	0.0	
	Sewer 41-186.10	0.0	0.0	0.0	0.0	0.0	0.0	0.0	0.0	0.0	0.0	0.0	0.0	0.0	0.0	0.0	0.0	
<b>SARASOTA</b>	Total	0.0	0.0	0.0	0.0	0.0	0.0	0.0	0.0	0.0	0.0	0.0	0.0	0.0	0.0	0.0	0.0	Rate Case -
	Water 50-186.11	N/A	N/A	N/A	N/A	N/A	N/A	N/A	N/A	N/A	N/A	N/A	N/A	N/A	N/A	N/A	N/A	
	Sewer 51-186.11	0.0	0.0	0.0	0.0	0.0	0.0	0.0	0.0	0.0	0.0	0.0	0.0	0.0	0.0	0.0	0.0	
<b>GENERAL</b>	Total	44.5	0.0	0.0	1.0	2.0	2.0	3.0	2.0	0.0	0.0	7.0	7.0	4.5	8.0	8.0	0.0	Various - Mtgs, Memos, Mtg Prep Accum Deprec., Update Statistics
<b>POINCIANA UTILITIES</b>	Total	0.0	0.0	0.0	0.0	0.0	0.0	0.0	0.0	0.0	0.0	0.0	0.0	0.0	0.0	0.0	0.0	
	Water 70-667.80	0.0	0.0	0.0	0.0	0.0	0.0	0.0	0.0	0.0	0.0	0.0	0.0	0.0	0.0	0.0	0.0	
	Sewer 71-767.80	0.0	0.0	0.0	0.0	0.0	0.0	0.0	0.0	0.0	0.0	0.0	0.0	0.0	0.0	0.0	0.0	
<b>RIO RICO UTILITIES</b>	Total	14.0	0.0	0.0	3.0	3.0	3.0	2.0	2.0	0.0	0.0	0.0	0.0	1.0	0.0	0.0	0.0	Rate Case - MFRs, Workpapers Discussions, Testimony, & Mtgs
	Water 80-186.10	7.0	0.0	0.0	1.5	1.5	1.5	1.0	1.0	0.0	0.0	0.0	0.0	0.5	0.0	0.0	0.0	
	Sewer 81-186.10	7.0	0.0	0.0	1.5	1.5	1.5	1.0	1.0	0.0	0.0	0.0	0.0	0.5	0.0	0.0	0.0	
<b>GENERAL</b>	Total	0.0	0.0	0.0	0.0	0.0	0.0	0.0	0.0	0.0	0.0	0.0	0.0	0.0	0.0	0.0	0.0	
<b>BAREFOOT BAY PROPOANE GAS</b>	Total	0.0	0.0	0.0	0.0	0.0	0.0	0.0	0.0	0.0	0.0	0.0	0.0	0.0	0.0	0.0	0.0	
<b>TOTAL</b>		80.5	0.0	0.0	8.0	8.0	8.0	8.0	8.0	0.0	0.0	8.0	8.0	8.5	8.0	8.0	0.0	

FCWC - REGULATORY AFFAIRS DEPARTMENT  
TIME SHEET

EMPLOYEE: LARRY COEL EMPL #: 11059

WEEK OF: 2/26/95 To 03/10/95

7 = Day Code Start for Program

COMPANY/DIVISION/OPERATION	ACCOUNT NUMBERS	TOTAL HOURS	Date:	02/26	02/27	02/28	03/01	03/02	03/03	03/04	03/05	03/06	03/07	03/08	03/09	03/10	DESCRIPTION OF WORK
			Sun	Mon	Tue	Wed	Thu	Fri	Sat	Sun	Mon	Tue	Wed	Thu	Fri		
FCWC <b>N. FT. MYERS</b>	Total	0.0	0.0	0.0	0.0	0.0	0.0	0.0	0.0	0.0	0.0	0.0	0.0	0.0	0.0	0.0	Rate Case - MFRs, Add'l Info. Book & Workpapers, & Discussions
	Water 10-186.10	N/A	N/A	N/A	N/A	N/A	N/A	N/A	N/A	N/A	N/A	N/A	N/A	N/A	N/A	N/A	
	Sewer 11-186.10	0.0	0.0	0.0	0.0	0.0	0.0	0.0	0.0	0.0	0.0	0.0	0.0	0.0	0.0	0.0	
<b>S. FT. MYERS</b>	Total	0.0	0.0	0.0	0.0	0.0	0.0	0.0	0.0	0.0	0.0	0.0	0.0	0.0	0.0	0.0	
	Water 12-186.10	0.0	0.0	0.0	0.0	0.0	0.0	0.0	0.0	0.0	0.0	0.0	0.0	0.0	0.0	0.0	
	Sewer 13-186.10	0.0	0.0	0.0	0.0	0.0	0.0	0.0	0.0	0.0	0.0	0.0	0.0	0.0	0.0	0.0	
<b>GOLDEN GATE</b>	Total	18.0	0.0	1.0	2.0	8.0	4.0	0.0	0.0	0.0	0.0	1.0	0.0	0.0	0.0	2.0	Rate Case - Cust Mtg Prep & Mtg Discussions, Audit Requests, Customer Notices, & Affidavits
	Water 20-186.10	9.0	0.0	0.5	1.0	4.0	2.0	0.0	0.0	0.0	0.0	0.5	0.0	0.0	0.0	1.0	
	Sewer 21-186.10	9.0	0.0	0.5	1.0	4.0	2.0	0.0	0.0	0.0	0.0	0.5	0.0	0.0	0.0	1.0	
<b>BAREFOOT BAY</b>	Total	0.0	0.0	0.0	0.0	0.0	0.0	0.0	0.0	0.0	0.0	0.0	0.0	0.0	0.0	0.0	Rate Case -
	Water 30-186.11	0.0	0.0	0.0	0.0	0.0	0.0	0.0	0.0	0.0	0.0	0.0	0.0	0.0	0.0	0.0	
	Sewer 31-186.11	N/A	N/A	N/A	N/A	N/A	N/A	N/A	N/A	N/A	N/A	N/A	N/A	N/A	N/A	N/A	
<b>CARROLLWOOD</b>	Total	0.0	0.0	0.0	0.0	0.0	0.0	0.0	0.0	0.0	0.0	0.0	0.0	0.0	0.0	0.0	
	Water 40-186.10	0.0	0.0	0.0	0.0	0.0	0.0	0.0	0.0	0.0	0.0	0.0	0.0	0.0	0.0	0.0	
	Sewer 41-186.10	0.0	0.0	0.0	0.0	0.0	0.0	0.0	0.0	0.0	0.0	0.0	0.0	0.0	0.0	0.0	
<b>SARASOTA</b>	Total	0.0	0.0	0.0	0.0	0.0	0.0	0.0	0.0	0.0	0.0	0.0	0.0	0.0	0.0	0.0	Rate Case -
	Water 50-186.11	N/A	N/A	N/A	N/A	N/A	N/A	N/A	N/A	N/A	N/A	N/A	N/A	N/A	N/A	N/A	
	Sewer 51-186.11	0.0	0.0	0.0	0.0	0.0	0.0	0.0	0.0	0.0	0.0	0.0	0.0	0.0	0.0	0.0	
<b>GENERAL</b>	Total	29.0	0.0	3.0	3.0	4.0	3.0	2.5	0.0	0.0	6.0	1.0	2.0	2.5	2.0	Various - Mtgs, Memos, Mtg Prep Accum Deprec., Update Statistics	
<b>POINCIANA UTILITIES</b>	Total	0.0	0.0	0.0	0.0	0.0	0.0	0.0	0.0	0.0	0.0	0.0	0.0	0.0	0.0		
Water 70-667.80	0.0	0.0	0.0	0.0	0.0	0.0	0.0	0.0	0.0	0.0	0.0	0.0	0.0	0.0	0.0		
Sewer 71-767.80	0.0	0.0	0.0	0.0	0.0	0.0	0.0	0.0	0.0	0.0	0.0	0.0	0.0	0.0	0.0		
<b>RIO RICO UTILITIES</b>	Total	38.0	0.0	4.0	3.0	0.0	1.0	6.0	0.0	0.0	1.0	7.0	6.0	6.0	4.0	Rate Case - MFRs, Workpapers Discussions, Testimony, & Mtgs	
	Water 80-186.10	19.0	0.0	2.0	1.5	0.0	0.5	3.0	0.0	0.0	0.5	3.5	3.0	3.0	2.0		
	Sewer 81-186.10	19.0	0.0	2.0	1.5	0.0	0.5	3.0	0.0	0.0	0.5	3.5	3.0	3.0	2.0		
<b>GENERAL</b>	Total	0.0	0.0	0.0	0.0	0.0	0.0	0.0	0.0	0.0	0.0	0.0	0.0	0.0	0.0		
<b>BAREFOOT BAY PROPOANE GAS</b>	Total	0.0	0.0	0.0	0.0	0.0	0.0	0.0	0.0	0.0	0.0	0.0	0.0	0.0	0.0		
<b>TOTAL</b>		85.0	0.0	8.0	8.0	12.0	8.0	8.5	0.0	0.0	8.0	8.0	8.0	8.5	8.0		



FCWC - REGULATORY AFFAIRS DEPARTMENT  
TIME SHEET

EMPLOYEE: LARRY COEL EMPL #: 11059

WEEK OF: 1/26/95 To 02/10/95

4 = Day Code Start for Program

COMPANY/DIVISION/OPERATION	ACCOUNT NUMBERS	TOTAL HOURS	Date:																	DESCRIPTION OF WORK
			01/26	01/27	01/28	01/29	01/30	01/31	02/01	02/02	02/03	02/04	02/05	02/06	02/07	02/08	02/09	02/10		
			Thu	Fri	Sat	Sun	Mon	Tue	Wed	Thu	Fri	Sat	Sun	Mon	Tue	Wed	Thu	Fri		
FCWC N. FT. MYERS	Total	0.0	0.0	0.0	0.0	0.0	0.0	0.0	0.0	0.0	0.0	0.0	0.0	0.0	0.0	0.0	0.0	0.0	Rate Case - MFRs, Add'l Info. Book & Workpapers, & Discussions	
	Water 10-186.10	N/A	N/A	N/A	N/A	N/A	N/A	N/A	N/A	N/A	N/A	N/A	N/A	N/A	N/A	N/A	N/A	N/A		
	Sewer 11-186.10	0.0	0.0	0.0	0.0	0.0	0.0	0.0	0.0	0.0	0.0	0.0	0.0	0.0	0.0	0.0	0.0	0.0		
S. FT. MYERS	Total	0.0	0.0	0.0	0.0	0.0	0.0	0.0	0.0	0.0	0.0	0.0	0.0	0.0	0.0	0.0	0.0	0.0		
	Water 12-186.10	0.0	0.0	0.0	0.0	0.0	0.0	0.0	0.0	0.0	0.0	0.0	0.0	0.0	0.0	0.0	0.0	0.0		
	Sewer 13-186.10	0.0	0.0	0.0	0.0	0.0	0.0	0.0	0.0	0.0	0.0	0.0	0.0	0.0	0.0	0.0	0.0	0.0		
GOLDEN GATE	Total	18.0	0.0	2.0	0.0	0.0	0.0	0.0	0.0	0.0	1.0	0.0	0.0	0.0	1.0	8.0	4.0	2.0	Rate Case - Cust Mtg Prep & Mtg Discussions, Audit Requests, Customer Notices, & Affidavits	
	Water 20-186.10	9.0	0.0	1.0	0.0	0.0	0.0	0.0	0.0	0.0	0.5	0.0	0.0	0.0	0.5	4.0	2.0	1.0		
	Sewer 21-186.10	9.0	0.0	1.0	0.0	0.0	0.0	0.0	0.0	0.0	0.5	0.0	0.0	0.0	0.5	4.0	2.0	1.0		
BAREFOOT BAY	Total	5.0	0.0	0.0	0.0	0.0	0.0	0.0	0.0	2.0	2.0	0.0	0.0	0.0	0.0	0.0	1.0	0.0	Rate Case - Distribute Tariffs & Cust Notice, Final RC Expense Exhibit	
	Water 30-186.11	5.0	0.0	0.0	0.0	0.0	0.0	0.0	0.0	2.0	2.0	0.0	0.0	0.0	0.0	0.0	1.0	0.0		
	Sewer 31-186.11	N/A	N/A	N/A	N/A	N/A	N/A	N/A	N/A	N/A	N/A	N/A	N/A	N/A	N/A	N/A	N/A	N/A		
CARROLLWOOD	Total	0.0	0.0	0.0	0.0	0.0	0.0	0.0	0.0	0.0	0.0	0.0	0.0	0.0	0.0	0.0	0.0	0.0		
	Water 40-186.10	0.0	0.0	0.0	0.0	0.0	0.0	0.0	0.0	0.0	0.0	0.0	0.0	0.0	0.0	0.0	0.0	0.0		
	Sewer 41-186.10	0.0	0.0	0.0	0.0	0.0	0.0	0.0	0.0	0.0	0.0	0.0	0.0	0.0	0.0	0.0	0.0	0.0		
SARASOTA	Total	0.0	0.0	0.0	0.0	0.0	0.0	0.0	0.0	0.0	0.0	0.0	0.0	0.0	0.0	0.0	0.0	0.0	Rate Case - Limited Proceeding Hearing & Prep	
	Water 50-186.11	N/A	N/A	N/A	N/A	N/A	N/A	N/A	N/A	N/A	N/A	N/A	N/A	N/A	N/A	N/A	N/A	N/A		
	Sewer 51-186.11	0.0	0.0	0.0	0.0	0.0	0.0	0.0	0.0	0.0	0.0	0.0	0.0	0.0	0.0	0.0	0.0	0.0		
GENERAL	Total	23.0	2.0	3.0	0.0	0.0	2.0	1.0	1.0	2.0	4.0	0.0	0.0	1.0	1.0	2.0	2.0	2.0	Various - Mtgs, Memos, Accum Deprec.	
	Water 70-667.80	0.0	0.0	0.0	0.0	0.0	0.0	0.0	0.0	0.0	0.0	0.0	0.0	0.0	0.0	0.0	0.0	0.0		
	Sewer 71-767.80	0.0	0.0	0.0	0.0	0.0	0.0	0.0	0.0	0.0	0.0	0.0	0.0	0.0	0.0	0.0	0.0	0.0		
RIO RICO UTILITIES	Total	54.0	6.0	3.0	0.0	0.0	6.0	7.0	5.0	4.0	3.0	0.0	0.0	7.0	6.0	2.0	1.0	4.0	Rate Case - MFRs, Add'l Info. Book & Workpapers, & Discussions	
	Water 80-186.10	27.0	3.0	1.5	0.0	0.0	3.0	3.5	2.5	2.0	1.5	0.0	0.0	3.5	3.0	1.0	0.5	2.0		
	Sewer 81-186.10	27.0	3.0	1.5	0.0	0.0	3.0	3.5	2.5	2.0	1.5	0.0	0.0	3.5	3.0	1.0	0.5	2.0		
GENERAL	Total	0.0	0.0	0.0	0.0	0.0	0.0	0.0	0.0	0.0	0.0	0.0	0.0	0.0	0.0	0.0	0.0	0.0		
	Water	0.0	0.0	0.0	0.0	0.0	0.0	0.0	0.0	0.0	0.0	0.0	0.0	0.0	0.0	0.0	0.0	0.0		
	Sewer	0.0	0.0	0.0	0.0	0.0	0.0	0.0	0.0	0.0	0.0	0.0	0.0	0.0	0.0	0.0	0.0	0.0		
BAREFOOT BAY PROPOANE GAS	Total	0.0	0.0	0.0	0.0	0.0	0.0	0.0	0.0	0.0	0.0	0.0	0.0	0.0	0.0	0.0	0.0	0.0		
	Water	0.0	0.0	0.0	0.0	0.0	0.0	0.0	0.0	0.0	0.0	0.0	0.0	0.0	0.0	0.0	0.0	0.0		
	Sewer	0.0	0.0	0.0	0.0	0.0	0.0	0.0	0.0	0.0	0.0	0.0	0.0	0.0	0.0	0.0	0.0	0.0		
TOTAL		100.0	8.0	8.0	0.0	0.0	8.0	8.0	8.0	8.0	8.0	0.0	0.0	8.0	8.0	12.0	8.0	8.0		

FCWC - REGULATORY AFFAIRS DEPARTMENT  
TIME SHEET

EMPLOYEE: LARRY COEL EMPL #: 11059

WEEK OF: 1/11/95 To 01/25/95

3 = Day Code Start for Program

COMPANY/DIVISION/OPERATION	ACCOUNT NUMBERS	TOTAL HOURS	Date:																	DESCRIPTION OF WORK	
			01/11	01/12	01/13	01/14	01/15	01/16	01/17	01/18	01/19	01/20	01/21	01/22	01/23	01/24	01/25				
			Wed	Thu	Fri	Sat	Sun	Mon	Tue	Wed	Thu	Fri	Sat	Sun	Mon	Tue	Wed				
FCWC																					
<b>N. FT. MYERS</b>																					
Total		44.0	2.0	2.0	0.0	3.0	0.0	4.0	6.0	6.5	4.0	6.5	3.0	0.0	5.0	2.0	0.0				Rate Case - MFRs, Add'l Info. Book & Workpapers, & Discussions
Water	10-188.10	N/A	N/A	N/A	N/A	N/A	N/A	N/A	N/A	N/A	N/A	N/A	N/A	N/A	N/A	N/A	N/A				
Sewer	11-188.10	44.0	2.0	2.0	0.0	3.0	0.0	4.0	6.0	6.5	4.0	6.5	3.0	0.0	5.0	2.0	0.0				
<b>S. FT. MYERS</b>																					
Total		0.0	0.0	0.0	0.0	0.0	0.0	0.0	0.0	0.0	0.0	0.0	0.0	0.0	0.0	0.0	0.0				
Water	12-188.10	0.0	0.0	0.0	0.0	0.0	0.0	0.0	0.0	0.0	0.0	0.0	0.0	0.0	0.0	0.0	0.0				
Sewer	13-188.10	0.0	0.0	0.0	0.0	0.0	0.0	0.0	0.0	0.0	0.0	0.0	0.0	0.0	0.0	0.0	0.0				
<b>GOLDEN GATE</b>																					
Total		5.0	0.0	0.0	0.0	0.0	0.0	0.0	0.0	1.0	0.0	0.0	0.0	0.0	0.0	2.0	2.0				Rate Case - Cust Mtg Prep Discussions, Audit Requests, Customer Notices
Water	20-188.10	2.5	0.0	0.0	0.0	0.0	0.0	0.0	0.0	0.5	0.0	0.0	0.0	0.0	0.0	1.0	1.0				
Sewer	21-188.10	2.5	0.0	0.0	0.0	0.0	0.0	0.0	0.0	0.5	0.0	0.0	0.0	0.0	0.0	1.0	1.0				
<b>BAREFOOT BAY</b>																					
Total		0.0	0.0	0.0	0.0	0.0	0.0	0.0	0.0	0.0	0.0	0.0	0.0	0.0	0.0	0.0	0.0				Rate Case - Distribute
Water	30-188.11	0.0	0.0	0.0	0.0	0.0	0.0	0.0	0.0	0.0	0.0	0.0	0.0	0.0	0.0	0.0	0.0				Tariffs & Cust Notice
Sewer	31-188.11	N/A	N/A	N/A	N/A	N/A	N/A	N/A	N/A	N/A	N/A	N/A	N/A	N/A	N/A	N/A	N/A				
<b>CARROLLWOOD</b>																					
Total		0.0	0.0	0.0	0.0	0.0	0.0	0.0	0.0	0.0	0.0	0.0	0.0	0.0	0.0	0.0	0.0				
Water	40-188.10	0.0	0.0	0.0	0.0	0.0	0.0	0.0	0.0	0.0	0.0	0.0	0.0	0.0	0.0	0.0	0.0				
Sewer	41-188.10	0.0	0.0	0.0	0.0	0.0	0.0	0.0	0.0	0.0	0.0	0.0	0.0	0.0	0.0	0.0	0.0				
<b>SARASOTA</b>																					
Total		9.0	1.0	2.0	6.0	0.0	0.0	0.0	0.0	0.0	0.0	0.0	0.0	0.0	0.0	0.0	0.0				Rate Case - Limited Proceeding Hearing & Prep
Water	50-188.11	N/A	N/A	N/A	N/A	N/A	N/A	N/A	N/A	N/A	N/A	N/A	N/A	N/A	N/A	N/A	N/A				
Sewer	51-188.11	9.0	1.0	2.0	6.0	0.0	0.0	0.0	0.0	0.0	0.0	0.0	0.0	0.0	0.0	0.0	0.0				
<b>GENERAL</b>																					
Total		30.0	5.0	4.0	3.0	0.0	0.0	4.0	2.0	1.0	2.0	2.0	0.0	0.0	2.0	4.0	1.0				Various - Mtgs, Memos.
<b>POINCIANA UTILITIES</b>																					
Total		0.0	0.0	0.0	0.0	0.0	0.0	0.0	0.0	0.0	0.0	0.0	0.0	0.0	0.0	0.0	0.0				
Water	70-667.80	0.0	0.0	0.0	0.0	0.0	0.0	0.0	0.0	0.0	0.0	0.0	0.0	0.0	0.0	0.0	0.0				
Sewer	71-767.80	0.0	0.0	0.0	0.0	0.0	0.0	0.0	0.0	0.0	0.0	0.0	0.0	0.0	0.0	0.0	0.0				
<b>RIO RICO UTILITIES</b>																					
Total		8.0	0.0	0.0	0.0	0.0	0.0	0.0	0.0	0.0	2.0	0.0	0.0	0.0	1.0	0.0	5.0				Rate Case - MFRs, Add'l Info. Book & Workpapers, & Discussions
Water	80-188.10	4.0	0.0	0.0	0.0	0.0	0.0	0.0	0.0	0.0	1.0	0.0	0.0	0.0	0.5	0.0	2.5				
Sewer	81-188.10	4.0	0.0	0.0	0.0	0.0	0.0	0.0	0.0	0.0	1.0	0.0	0.0	0.5	0.0	2.5					
<b>GENERAL</b>																					
Total		0.0	0.0	0.0	0.0	0.0	0.0	0.0	0.0	0.0	0.0	0.0	0.0	0.0	0.0	0.0	0.0				
<b>BAREFOOT BAY PROPOANE GAS</b>																					
Total		0.0	0.0	0.0	0.0	0.0	0.0	0.0	0.0	0.0	0.0	0.0	0.0	0.0	0.0	0.0	0.0				
<b>TOTAL</b>		<b>96.0</b>	<b>8.0</b>	<b>8.0</b>	<b>9.0</b>	<b>3.0</b>	<b>0.0</b>	<b>8.0</b>	<b>8.0</b>	<b>8.5</b>	<b>8.0</b>	<b>8.5</b>	<b>3.0</b>	<b>0.0</b>	<b>8.0</b>	<b>8.0</b>	<b>8.0</b>				

DATE 12/13/95

FLORIDA CITIES WATER COMPANY  
4837 Swift Road, Suite 100  
Sarasota, Florida 34231  
P.O. Box 21119 (34276-4119)  
Telephone (941) 925-3088

Re: NFM WW  
Rate Cam

63-027 116426  
631

OR 110-07029-9

**NationsBank**  
NationsBank of Florida, N.A.

VOID AFTER 90 DAYS  
\*\*\*26,522.00

TWENTY SIX THOUSAND, FIVE HUNDRED TWENTY TWO DOLLARS AND NO CENTS

PAY TO THE ORDER OF  
B. KENNETH GATLIN, P.A.  
FED I.D. 559-2540412  
1709-D MAHAN DR.  
TALLAHASSEE, FL 32308

NON-NEGOTIABLE

AUTHORIZED SIGNATURES

110-07029-9 B. KENNETH GATLIN, P DETACH BEFORE DEPOSITING

12/13/95 0116426

DATE	DESCRIPTION	NET AMOUNT
1/06/95	LEGAL SERVICES	26,522.00
Voucher #s 116426 116742 117182 Dec 1995 TOTAL		Amount \$ 4817.84 548.50 3652.03 \$ 9018.37

116426

FLORIDA CITIES WATER COMPANY

Vendor # 110- 07029-9 FCWC Invoice #(s) 11-6  
 Invoice Date(s) 11-6 Due Date 11-16  
 Spread-Ct. Invoice Total 26572.00

Date Received:  
 Division:  
 General Office:

Description 1-24 Positions  
 Description 2-21 Positions

040-633-80 218.15  
041-733-80 218.75  
041-186-11 340.83  
041-186-10 218.15

Detail Account	Amount
<u>040-633-80</u>	<u>218.15</u>
<u>041-733-80</u>	<u>218.75</u>
<u>041-186-11</u>	<u>340.83</u>
<u>041-186-10</u>	<u>218.15</u>
<u>031-733-80</u>	<u>22.50</u>
<u>030-186-10</u>	<u>692.2174</u>
<u>031-186-10</u>	<u>692.2289</u>
<u>000-81-10</u>	<u>3158.75</u>
<u>010-633-80</u>	<u>1005.15</u>
<u>011-733-80</u>	<u>1005.14</u>
<u>012-633-80</u>	<u>603.12</u>
<u>013-733-80</u>	<u>603.12</u>
<u>020-633-80</u>	<u>54.50</u>
<u>021-733-80</u>	<u>54.50</u>
<u>020-186-20</u>	<u>15.00</u>
<u>021-186-20</u>	<u>15.00</u>

Special Instructions

PAYABLE TO:

Requested By: \_\_\_\_\_ Date: \_\_\_\_\_  
 Invoice Addition Checked: \_\_\_\_\_  
 Verified to P.O. # \_\_\_\_\_

Verified Receipt of Goods/Services

Approved By: \_\_\_\_\_ Date: \_\_\_\_\_

Requested By: \_\_\_\_\_ Date: \_\_\_\_\_

Audit # \_\_\_\_\_

*[Handwritten signature]*

Invoice(s) Total:

RECEIVED  
NOV 10 1995

**GATLIN, WOODS & CARLSON**

Attorneys at Law  
a partnership including a professional association

1709-D Mahan Drive  
Tallahassee, Florida 32308  
(904) 877-7191

Florida Cities Water Company  
Mr. Paul Bradtmiller, Executive V.P.  
P. O. Box 21119 (34276-4119)  
4837 Swift Road, Suite 100  
Sarasota, FL 33579

November

Re: NORTH FT. MYERS RATE - DKT. #950387-SU

Please Make Check Payable to B. Kenneth Gatlin, P.A. ID#59-2540412

Legal Services Rendered 9/26/95-10/25/95

09/26/95	WLS	Prepare memo to P. Bradtmiller.	.50 hr \$150/hr	\$75.00
09/29/95	WLS	Obtain and transmit staff recommendation; Telephone conferences with P. Bradtmiller; research.	.75 hr \$150/hr	\$112.50
09/29/95	BKG	Review rate case documents.	1.00 hr \$175/hr	\$175.00
10/02/95	WLS	Telephone conferences with M. Murphy, P. Bradtmiller, M. Acosta.	.50 hr \$150/hr	\$75.00
10/03/95	WLS	Review memo from K. Cardey; Prepare for conference call; conference call with R. Gordon, G. Allen, M. Murphy, K. Cardey; Review memo from R. Gordon.	2.40 hr \$150/hr	\$360.00
10/03/95	BKG	Review document; conference call with client.	1.50 hr \$175/hr	\$262.50
10/05/95	WLS	Telephone conferences with P. Bradtmiller; research.	.60 hr \$150/hr	\$90.00
10/06/95	WLS	Review memo from G. Allen; Telephone conference with P. Bradtmiller; Prepare for agenda; conference call with G. Allen, P. Bradtmiller, M. Murphy, L.	2.50 hr \$150/hr	\$375.00



**GATLIN. WOODS & CARLSON**

*Attorneys at Law*  
a partnership including a professional association

1709-D Mahan Drive  
Tallahassee, Florida 32308  
(904) 877-7191

Florida Cities Water Company  
Mr. Paul Bradtmiller, Executive V.P.  
P. O. Box 21119 (34276-4119)  
4837 Swift Road, Suite 100  
Sarasota, FL 33579

November

Re: NORTH FT. MYERS RATE - DKT. #950387-SU

Coel, M. Acosta.

10/06/95	BKG	Review documents; Telephone conference with clients.	1.70 hr \$175/hr	\$297.50
10/09/95	WLS	Telephone conferences with P. Bradtmiller, G. Allen, M. Acosta, L. Coel; Review document index; Review memos from G. Allen; Review map; Review schedule; Preparation for agenda.	2.80 hr \$150/hr	\$420.00
10/09/95	BKG	Review North Ft. Myers rate case.	1.00 hr \$175/hr	\$175.00
10/10/95	BKG	Attend PSC Agenda Conference with Company Officials.	8.00 hr \$175/hr	\$1,400.00
10/10/95	WLS	Attend agenda conference.	4.75 hr \$150/hr	\$712.50
10/11/95	WLS	Telephone conferences with P. Bradtmiller, R. Ytterberg.	.30 hr \$150/hr	\$45.00
10/18/95	WLS	Review vote sheet and agenda transcript; prepare memos to P. Bradtmiller and J. Faurot.	.50 hr \$150/hr	\$75.00
10/19/95	WLS	Telephone conference with B. Raad.	.30 hr \$150/hr	\$45.00
10/20/95	WLS	Review and transmit corrected agenda transcript page.	.10 hr \$150/hr	\$15.00
		Total Legal Services. .	----- 29.20 hr	----- \$4,710.00

GATLIN, WOODS & CARLSON

Attorneys at Law  
a partnership including a professional association

1709-D Mahan Drive  
Tallahassee, Florida 32308  
(904) 877-7191

Florida Cities Water Company  
Mr. Paul Bradtmiller, Executive V.P.  
P. O. Box 21119 (34276-4119)  
4837 Swift Road, Suite 100  
Sarasota, FL 33579

November

Re: NORTH FT. MYERS RATE - DKT. #950387-SU

--- Costs Advanced ---

10/25/95	Costs advanced Florida Overnight, express packages.	Flat Chg	\$17.00
10/25/95	Costs advanced Accurate Stenotype Reporters, Inc., transcript of 10/10/95 Agenda Conference, Item #31	Flat Chg	\$90.84
	Total Costs Advanced . . .		----- \$107.84

Balance from last statement:	\$5,992.80
Current fees and costs:	\$4,817.84
Credits:	-\$5,992.80
<b>TOTAL AMOUNT DUE THIS STATEMENT</b>	<b>\$4,817.84</b>

*[Handwritten signature and initials over the total amount due]*

Attorney Information

	Billed Hours	Billed Fees
	-----	-----
B. Kenneth Gatlin	13.20	\$2,310.00
Wayne L Schiefelbein	16.00	\$2,400.00

*[Large handwritten signature]*

I N V O I C E

ACCURATE STENOTYPE REPORTERS,  
100 SALEM COURT  
TALLAHASSEE, FLORIDA 32301  
(904) 878-2221  
1-800-934-9090

DATE: October 18  
INVOICE: 9F10105  
EMPLOYER I.D.: 59-27

Gatlin Woods Carlson  
1709 Mahan Drive  
Tallahassee, Florida 32308

ATTORNEY: KEN GATLIN/WAYNE SCHIEFELBEIN

---

Agenda Conference; October 10, 1995

Appearance Fee  
Item Number 31, Docket No. 950387-SU  
25 pages at 2.50 per page

3.34  
\$ ~~10.00~~  
\$ 87.50

---

90.84

FCWC - N. Ft. Myers Rate

DATE 12/13/95

FLORIDA CITIES WATER COMPANY

63-027 116380  
631

VENDOR 110-02228-2

4837 Swift Road, Suite 100  
Sarasota, Florida 34231  
P.O. Box 21119 (34276-4119)  
Telephone (941) 925-3088

**NationsBank**  
NationsBank of Florida, N.A.

VOID AFTER 90 DAYS

\*\*\*\*\*266.59

\$

TWO HUNDRED SIXTY SIX DOLLARS AND FIFTY NINE CENTS

PAY  
TO  
THE  
ORDER  
OF

AMERICAN QUICKPRINT  
P.O. BOX 19409  
SARASOTA, FL.

34276-2405

NON-NEGOTIABLE

AUTHORIZED SIGNATURES

110-02228-2 AMERICAN QUICKPRINT DETACH BEFORE DEPOSITING

12/13/95 0116380

INVOICE DATE	INVOICE NUMBER	DESCRIPTION	NET AMOUNT
12/04/95	1901	N. FT MYERS RATE NOTICES	266.59

116380


FLORIDA CITIES WATER COMPANY

**INVOICE ATTACHMENT FORM**

Vendor # 110- <i>022282</i>	FCWC	Invoice #(s) <i>1901</i>	Date Received:
Invoice Date(s) <i>12-4</i>		Due Date <i>12-11</i>	Division:
Spread-Ct.		Invoice Total <i>266.59</i>	General Office:
Description 1-24 Positions <i>WF - Myers Notice</i>			Special Instructions:
Description 2-21 Positions			
Detail Account		Amount	<b>PAYABLE TO:</b>  Requested By _____ Date _____ Invoice Addition Checked _____ Verified to P.O. # _____ Verified Receipt of Goods/Services _____ Approved By _____ Date _____ Requested By _____ Date _____  Audit #  <i>62368</i>
1	<i>091-186-10</i>	<i>266.59</i>	
2			
3			
4			
5			
6			
7			
8			
9			
10			
11			
12			
13			
14			
Invoice(s) Total:			

INVOICED BY: <b>Y.J.</b>	CHARGE	CASH	CUSTOMER P.O.	CALLED FOR PICK UP.	CALLED FOR PROOF.	INVOICE NUMBER <b>1901</b>
	CUST NO					
SARASOTA CITIES WATER			CONTACT PERSON <b>LARRY</b>	ORDER DATE <b>12/1/95</b>	PROOF DATE	COMPLETION DATE <b>12/4/95</b>

**American Quick Print**  
 2436 Stickney Point Road • Sarasota, FL 34231  
 (941) 921-8110 FAX (941) 825-1373  
 Mailing Address:  
 P.O. Box 19405 • Sarasota, FL 34276-2405

FAX:					DESCRIPTION	UNIT PRICE	AMOUNT
PAPER	PAPER COLOR	SIDES	SPECIAL INK	SIZE			
20#	WH	2	BLACK	8 1/2 x 11	No. FORT MYERS NOTICE (11-186.10)		249/15
<b>RECEIVED</b> <b>DEC 18 1995</b> <b>GENERAL OFFICE</b>							
DUTY/LAYOUT CHARGES		VELOX/STAT CHARGES		COPY PREP			

- PRINTING CHARGES**
- CUTTING (\$2.00/200 each cut \$3.00 minimum)
  - NUMBERING (.05/number)
  - STAPLING (.05/staple)
  - COLLATING (\$3.50/100)
- FINISHING CHARGES**
- FOLDING (\$2.00/100)
  - HAND FOLDING (\$1.00/100)
  - PERFING (\$12.50/100)
  - SCORING (\$12.50/100)
  - DRILLING (.30/cut 100 \$3.00 minimum)

**PAPER**

	PADS	1/4 SHEET	1/2 SHEET	8 1/2 x 11	8 1/2 x 14
<input type="checkbox"/> 50's	1-20	2.00	2.00	3.00	3.00
<input type="checkbox"/> 100's	20-100	.10 per pad	.10 per pad	.12 per pad	.12 per pad
	100-200	.09 per pad	.09 per pad	.11 per pad	.11 per pad
	200-300	.08 per pad	.08 per pad	.10 per pad	.10 per pad
	300-400	.07 per pad	.07 per pad	.09 per pad	.09 per pad
	400-500	.06 per pad	.06 per pad	.08 per pad	.08 per pad

SPECIAL INSTRUCTIONS

MERCHANDISE RECEIVED BY:

DATE RECEIVED

ALL INVOICES ARE DUE AND PAYABLE UPON RECEIPT. Accounts 30 days past due are subject to service charge of 1 1/2% per month [18% ANNUAL PERCENTAGE RATE]. Accounts 60 days past due are subject to all cost of collection, including all Attorney Fees

SUB-TOTAL	249 15
SALES TAX	17 44
TOTAL	266 59
DEPOSIT	
BALANCE DUE	266 59

**PAYABLE UPON RECEIPT**

TE 12/29/95

FLORIDA CITIES WATER COMPANY

63-027 116742  
631

4837 Swift Road, Suite 100

Sarasota, Florida 34231

P.O. Box 21119 (34276-4119)

Telephone (941) 925-3088

**NationsBank**  
NationsBank of Florida, N.A.

VOID AFTER 90 DAYS

R 110-07029-9

\$ 11,056.70

ELEVEN THOUSAND, FIFTY SIX DOLLARS AND SEVENTY EIGHT CENTS

PAY TO THE ORDER OF B. KENNETH GATLIN, P.O.A.  
1709-D MAHAN DR  
TALLAHASSEE, FL

32308

NON-NEGOTIABLE

AUTHORIZED SIGNATURES

C-07029-9 B. KENNETH GATLIN, P.O.A. DETACH BEFORE DEPOSITING

12/29/95 0116742

DATE	INVOICE NUMBER	DESCRIPTION	AMOUNT
12/24/95	11-24	LEGAL SERVICES	11,056.70

116742

FLORIDA CITIES WATER COMPANY

INVOICE ATTACHMENT FORM

FCWC  
 99  
 24  
 Invoice #(s)  
 11-24  
 Due Date  
 12-10  
 Invoice Total  
 2257.18

Date Received:  
 Division:  
 General Office:  
 012-633-80 5/10/25  
 010-633-80 5/10/25

Description 1-24 Positions

Description 2-24 Positions

Special Instructions

Detail Account	Amount
031-186-11	669.60
030-633-80	512.50
031-186-80	37.50
030-186-10	2923.34
031-186-10	2923.34
000-181-10	1085.50
120-633-80	135.00
040-186-20	131.25
041-186-20	131.25
040-633-80	122.50
041-733-80	122.50
012-633-80	419.25
010-633-80	419.25
011-186-11	210.00
011-186-10	548.50

PAYABLE TO:  
 Requested By \_\_\_\_\_ Date \_\_\_\_\_  
 Invoice Addition Checked \_\_\_\_\_  
 Verified to P.O. # \_\_\_\_\_  
 Verified Receipt of Goods/Services \_\_\_\_\_  
 Approved By \_\_\_\_\_ Date \_\_\_\_\_  
 Requested By \_\_\_\_\_ Date \_\_\_\_\_  
 Audit # \_\_\_\_\_  
 42976

Invoice(s) Total:

Rev. 2/94 acct



**GATLIN, WOODS & CARLSON**  
*Attorneys at Law*  
 a partnership including a professional association

1709-D Mahan Drive  
 Tallahassee, Florida 32308  
 (904) 877-7191

Florida Cities Water Company  
 Mr. Paul Bradtmiller, Executive V.P.  
 P. O. Box 21119 (34276-4119)  
 4837 Swift Road, Suite 100  
 Sarasota, FL 33579

November 24, 1995

Re: NORTH FT. MYERS RATE - DKT. #950387-SU

Please Make Check Payable to B. Kenneth Gatlin, P.A. ID#59-2540412

Legal Services Rendered 10/26/95-11/25/95

11/06/95	WLS	Telephone conference with Division of Records and Reporting.	.20 hr \$150/hr	\$30.00
11/07/95	WLS	Review Order; prepare memo to P. Bradtmiller; Telephone conferences with M. Murphy, B. Raad, R. Jaeger.	2.10 hr \$150/hr	\$315.00
11/15/95	WLS	Telephone conferences with L. Coel; review draft notices.	.80 hr \$150/hr	\$120.00
11/16/95	WLS	Telephone conference with L. Coel; review documents; prepare letter to C. Hill.	.50 hr \$150/hr	\$75.00
Total Legal Services. .			3.60 hr	\$540.00

--- Costs Advanced ---

11/21/95		Costs advanced Florida Overnight, express package	Flat Chg	\$8.50
Total Costs Advanced . . .				\$8.50

Balance from last statement:  
 Current fees and costs:

**TOTAL AMOUNT DUE THIS STATEMENT**

\$4,817.84  
~~\$548.50~~  
**\$5,366.34**

PKS

O

Z

**GATLIN, WOODS & CARLSON**

*Attorneys at Law*

a partnership including a professional association

1709-D Mahan Drive  
Tallahassee, Florida 32308  
(904) 877-7191

Florida Cities Water Company  
Mr. Paul Bradtmiller, Executive V.P.  
P. O. Box 21119 (34276-4119)  
4837 Swift Road, Suite 100  
Sarasota, FL 33579

November 24, 1995  
Page 2

Re: NORTH FT. MYERS RATE - DKT. #950387-SU

**Attorney Information**

	<b>Billed Hours</b>	<b>Billed Fees</b>
	-----	-----
Wayne L Schiefelbein	3.60	\$540.00



# FLORIDA OVERNIGHT

GATLIN WOOD CARLSON & COWDERY

1709-D MAHAM DR  
TALLAHASSEE, FL 32308

INVOICE NO.	11109500495
ACCOUNT NO.	495
BILLING THRU:	11/18/95
PAGE:	1

**Remit Payment To:**

1271 La Quinta Drive, Suite #1  
Orlando, Florida 32809  
(407) 859-0109

TO INSURE PROPER POSTING TO YOUR ACCOUNT, PLEASE DETACH AND RETURN WITH YOUR PAYMENT

DATE	JOB# B/L #	CALLER AUTH	ORIGIN	DESTINATION/ POD	BASE CHARGE	SURCHARGES	TOTAL
11/07/95	K0750115 691713	WAYNE FCWC	SUMMARY OF CURRENT ORDERS  GATLIN WOOD CARLSON & COWDERY 1709-D MAHAM DR TALLAHASSEE, FL 32308 PCS 1 WE 1 DEL 09:45	FLORIDA CITIES WATER CO 4837 SWIFT RD #100 SARASOTA, FL 34231 SIGN M ELLIOTT  FCWC	8.50 Letter Letter		8.50
						SUBTOTAL	8.50



*FCWC / North St Myer Rate*

*pd 11/21/95 ck # 6363*

E 1/15/96

FLORIDA CITIES WATER COMPANY

4837 Swift Road, Suite 100  
Sarasota, Florida 34231  
P.O. Box 21119 (34276-4119)  
Telephone (941) 925-3088

63-027 117182  
631

110-07029-9

**NationsBank**  
NationsBank of Florida, N.A.  
VOID AFTER 90 DAYS

\$ 000010,933.13

TEN THOUSAND, NINE HUNDRED THIRTY THREE DOLLARS AND THIRTEEN CENTS

PAY  
TO  
THE  
ORDER  
OF

B. KENNETH GATLIN, P.A.  
1709-D MAHAN DR  
TALLAHASSEE, FL

32308

NON-NEGOTIABLE

AUTHORIZED SIGNATURES

DETACH BEFORE DEPOSITING

0-C7029-9 B. KENNETH GATLIN, P.A.

1/16/96 0117182

DATE	INVOICE NUMBER	DESCRIPTION	NET AMOUNT
1/15/96	12-20-95	LEGAL SERVICE	10,933.13

117182

FLORIDA CITIES WATER COMPANY

INVOICE ATTACHMENT FORM

Vendor # 10- <i>67629-9</i>	FCWC	Invoice #(s) <i>12-22</i>	Date Received:
Invoice Date(s) <i>12-22</i>		Due Date <i>1-10</i>	Division:
Prepaid-Ct.		Invoice Total <i>10933.13</i>	General Office:
Description 1-24 Positions <i>AS</i>			
Description 2-21 Positions			
Special Instructions:			
Detail Account	Amount		
<i>000-212-02</i>	<i>10933.13</i>		
<i>000-231-00</i>		PAYABLE TO:	
<i>per JS</i>			
		Requested By _____ Date _____	
		Invoice Addition Checked _____	
		Verified in P.O. # _____	
		Verified Receipt of Goods/Services _____	
		Approved By _____ Date _____	
		Requested By _____ Date _____	
		Audit #	
		<i>63700</i>	

Invoice(s) Total:

Rev. 2/94 acctpay.frm

13. RE: HILLSBOROUGH ORDINANCE REVISION \$200.00  
 RE: HILLSBOROUGH EARNINGS REVIEW, 10/12/2003 \$0  
 14. RE: LEE COUNTY EARNINGS REVIEW, 11-186-11 \$150.00  
 DKT. #951029-WU  
 15. RE: NORTH FORT MYERS CAPACITY CHARGES \$548.50  
 DKT. #950586-SU  
 16. RE: WATERWAY 11-186-10 \$3,652.03  
 DKT. #950387-SU  
 17. RE: CERTIFICATE AMENDMENT \$611.90  
 DKT. #950387-SU  
 RE: SOUTH FORT MYERS 12/17/2003/733-80

GATLIN, WOODS & CARLSON  
Attorneys at Law  
a partnership including a professional association

1709-D Mahan Drive  
Tallahassee, Florida 32308  
(904) 877-7191

RECEIVED  
DEC 28 1995  
GENERAL OFFICE

Florida Cities Water Company  
Mr. Paul Bradtmiller, Executive V.P.  
P. O. Box 21119 (34276-4119)  
4837 Swift Road, Suite 100  
Sarasota, FL 33579

December 22, 1995

Re: NORTH FT. MYERS RATE - DKT. #950387-SU

Please Make Check Payable to B. Kenneth Gatlin, P.A. ID#59-2540412

Legal Services Rendered 11/26/95-12/25/95

1/27/95	WLS	Telephone conferences with C. Galloway, L. Coel; review fax.	.70 hr \$150/hr	\$105.00
1/28/95	WLS	Review protest; Telephone conferences with R. Jaeger, P. Bradtmiller, L. Coel, B. Salak, C. Walla; B. Raad; review edited Notice; prepare memos to P. Bradtmiller; prepare draft Corporate Undertaking and draft Notice of Implementation.	3.00 hr \$150/hr	\$450.00
1/28/95	BKG	Review documents; memo written.	.70 hr \$175/hr	\$122.50
1/29/95	WLS	Telephone conferences with L. Coel, B. Raad, P. Bradtmiller, C. Galloway, R. Jaeger, B. Salak, M. Acosta, J. Schifano, M. Murphy; edit draft Notice of Implementation.	3.00 hr \$150/hr	\$450.00
1/30/95	WLS	Telephone conferences with L. Coel, P. Bradtmiller, S. Galloway, R. Jaeger, B. Salak; edit draft Customer Notice, Corporate Undertaking.	2.00 hr \$150/hr	\$300.00
2/01/95	WLS	Telephone conferences with A. Chubbuck, L. Coel, C. Galloway; finalize, file and	1.90 hr \$150/hr	\$285.00

B. Kenneth Gatlin, P.A.

**GATLIN, WOODS & CARLSON**  
*Attorneys at Law*  
a partnership including a professional association

1709-D Mahan Drive  
Tallahassee, Florida 32308  
(904) 877-7191

**RECEIVED**  
**DEC 28 1995**  
**GENERAL OFFICE**

Florida Cities Water Company  
Mr. Paul Bradtmiller, Executive V.P.  
P. O. Box 21119 (34276-4119)  
4837 Swift Road, Suite 100  
Sarasota, FL 33579

December 22, 1995

Page 2

Re: NORTH FT. MYERS RATE - DKT. #950387-SU

serve Notice of Implementation, Customer  
Notice, Corporate Undertaking; file and  
serve revised Notice; research.

12/01/95	BKG	Research	.80 hr \$175/hr	\$140.00
12/04/95	WLS	Research ; Telephone conference with C. Galloway.	.75 hr \$150/hr	\$112.50
12/04/95	BKG	Telephone conference with Larry Coel and PSC; review testimony.	1.10 hr \$175/hr	\$192.50
12/05/95	WLS	Telephone conferences with C. Galloway, M. Acosta.	.40 hr \$150/hr	\$60.00
12/06/95	WLS	Telephone conference with L. Coel; prepare memo to L. Coel.	.50 hr \$150/hr	\$75.00
12/06/95	BKG	Telephone conference with G. Allen and P. Bradtmiller.	.30 hr \$175/hr	\$52.50
12/07/95	WLS	Telephone conference with C. Galloway.	.10 hr \$150/hr	\$15.00
12/08/95	BKG	Telephone conference with P. Bradtmiller; research; review Staff Recommendation.	.80 hr \$175/hr	\$140.00
12/12/95	WLS	Review fax from B. Raad; Telephone conference with B. Raad.	.25 hr \$150/hr	\$37.50
12/14/95	WLS	Review and transmit Approved Tariff Sheets; review and file Affidavit of	.50 hr \$150/hr	\$75.00

B. Kenneth Gatlin, P.A.

page 18

**GATLIN, WOODS & CARLSON**  
*Attorneys at Law*  
 a partnership including a professional association

1709-D Mahan Drive  
 Tallahassee, Florida 32308  
 (904) 877-7191

**RECEIVED**  
**DEC 28 1995**  
 GENERAL SERVICE

Florida Cities Water Company  
 Mr. Paul Bradtmiller, Executive V.P.  
 P. O. Box 21119 (34276-4119)  
 4837 Swift Road, Suite 100  
 Sarasota, FL 33579

December 22, 1995  
 Page 3

Re: NORTH FT. MYERS RATE - DKT. #950387-SU

Notice; Telephone conference with L. Coel.

12/14/95	BKG	Review Staff memorandum; review draft testimony.	3.70 hr \$175/hr		\$647.50
12/18/95	BKG	Telephone conference with B. Dick, Larry Coel.	.40 hr \$175/hr		\$70.00
12/19/95	WLS	Telephone conferences with M. Acosta, P. Bradtmiller; attend PSC Agenda Conference.	1.30 hr \$150/hr		\$195.00
Total Legal Services. .			----- 22.20 hr	-----	\$3,525.00

--- Costs Advanced ---

12/18/95		Costs advanced Florida Overnight, express package	Flat Chg		\$8.50
12/22/95		Photocopy documents	\$.20 ea 553 items		\$110.60
12/22/95		Postage	Flat Chg		\$7.93
Total Costs Advanced . . .				-----	\$127.03

Balance from last statement:  
 Current fees and costs:  
 Credits:

TOTAL AMOUNT DUE THIS STATEMENT

	\$5,366.34
	<u>\$3,652.03</u>
	<del>\$4,817.84</del>
	\$4,200.53

B. Kenneth Gatlin, P.A.



**GATLIN, WOODS & CARLSON**  
*Attorneys at Law*  
a partnership including a professional association

1709-D Mahan Drive  
Tallahassee, Florida 32308  
(904) 877-7191

**RECEIVED**  
**DEC 28 1995**  
GENERAL OFFICE

Florida Cities Water Company  
Mr. Paul Bradtmiller, Executive V.P.  
P. O. Box 21119 (34276-4119)  
4837 Swift Road, Suite 100  
Sarasota, FL 33579

December 22, 1995  
Page 4

Re: NORTH FT. MYERS RATE - DKT. #950387-SU

**Attorney Information**

	<u>Billed Hours</u>	<u>Billed Fees</u>
B. Kenneth Gatlin	7.80	\$1,365.00
Wayne L Schiefelbein	14.40	\$2,160.00

B. Kenneth Gatlin, P.A.

page 20



# FLORIDA OVERNIGHT

GATLIN WOOD CARLSON & COWDERY

1789-D MAHAN DR  
TALLAHASSEE, FL 32308

RECEIVED

DEC 28 1995


GENERAL OFFICE

INVOICE NO.	12619508495
ACCOUNT NO.	495
BILLING THRU:	12/01/95
PAGE:	1

**Remit Payment To:**

1271 La Quinta Drive, Suite #1  
Orlando, Florida 32809  
(407) 859-0109

TO INSURE PROPER POSTING TO YOUR ACCOUNT, PLEASE DETACH AND RETURN WITH YOUR PAYMENT

DATE	JOB# B/L #	CALLER AUTH	ORIGIN	DESTINATION/POD	BASE CHARGE	SURCHARGES	TOTAL	
			SUMMARY OF CURRENT ORDERS					
/29/95	K2950117 712541	WAYNE FCWC-NFM RATE	GATLIN WOOD CARLSON & COWDERY 1789-D MAHAN DR TALLAHASSEE, FL 32308 PCS 1 WE 1 DEL 09:25	FLORIDA CITIES WATER CO 4837 SWIFT RD #100 SARASOTA, FL 34231 SIGN J HATTISON	8.50 Letter Letter		8.50	
				FCWCNFRATE		SUBTOTAL	8.50	
 <h1>FLORIDA OVERNIGHT</h1> <p><i>Florida Cities Water Company North St Myers Rate</i></p>								

DATE 1/16/96

FLORIDA CITIES WATER COMPANY

63-027 117141  
831

VENDOR 110-00214-4

4837 Swift Road, Suite 100  
Sarasota, Florida 34231  
P.O. Box 21119 (34276-4119)  
Telephone (941) 925-3088

**NationsBank**  
NationsBank of Florida, N.A.  
VOID AFTER 90 DAYS

\$ \*\*\*\*\*682.10

SIX HUNDRED EIGHTY TWO DOLLARS AND TEN CENTS

PAY TO THE ORDER OF  
SIR SPEEDY  
4039 S YAMIAHI TR  
SARASOTA, FL

34231

NON-NEGOTIABLE

AUTHORIZED SIGNATURES

110-00214-4 SIR SPEEDY

DETACH BEFORE DEPOSITING

1/16/96 0117141

INVOICE DATE	INVOICE NUMBER	DESCRIPTION	NET AMOUNT
1/05/96	68640	NO. FT MYERS RATE CASE TESTIMONY	682.10

117141

FLORIDA CITIES WATER COMPANY

**INVOICE ATTACHMENT FORM**

Vendor # 110- <u>00214-4</u> <sup>FCWC</sup>	Invoice #(s) <u>68646</u>	Date Received:
Invoice Date(s) <u>1-5</u>	Due Date <u>1-15</u>	Division:
Spread-Ct.	Invoice Total <u>682.10</u>	General Office:

Description 1-24 Positions

NFM PC Testimony

Description 2-21 Positions

Special Instructions:

Detail Account	Amount
1 <u>011-186-10</u>	<u>682.10</u>
2	
3	
4	
5	
6	
7	
8	
9	
10	
11	
12	
13	
14	

PAYABLE TO:

Requested By

Date

Invoice Addition Checked

Verified to P.O. #

Verified Receipt of Goods/Services

Approved By

Date

Requested By

Date

Audit #

63584

Invoice(s) Total:

Rev. 2/94 acctpay.frm

# Sir Speedy®

SIR SPEEDY #5025  
 4035 S. Tamiami Trail  
 Sarasota, Florida 34231  
 (941) 922-1563 FAX (941) 924-4528

Date 1/5/96

P.O. #25825

SOLD TO

FL CITIES WATER  
 4837 SWIFT RD  
 SARASOTA, FL 34231  
 LARRY COLE  
 925 3088

QUANTITY	DESCRIPTION	AMOUNT
273	N FT MYERS WASTEWATER, 8.5 x 11 WHITE 20# Bond , copied on 1 side Machine Collate 1" Comb Binding	637.48
Notification: Deliver		
Sales Rep:		
Let it snow, let it snow, let it snow. . . We live in beautiful sunny Florida!!!!		
		<i>de</i> <i>HL</i>
		<b>SUBTOTAL</b> 637.48
		<b>TAX</b> 44.62
		<b>SHIPPING</b>
		<b>TOTAL</b> 682.10
		<b>AMOUNT DUE</b> 682.10

Please pay from this invoice

Thank you for allowing us to serve you. *HW*

Pick Up     Delivery  
 Cash         Charge     Check # \_\_\_\_\_ Amount Received \_\_\_\_\_

*1,896*

Received by \_\_\_\_\_ Date 65

DATE 2/29/96

VENDOR 110-07029-9

FLORIDA CITIES WATER COMPANY  
4837 Swift Road, Suite 100  
Sarasota, Florida 34231  
P.O. Box 21119 (34276-4119)  
Telephone (941) 925-3088

83-027  
631 118175

**NationsBank**  
NationsBank of Florida, N.A.  
VOID AFTER 90 DAYS

\$ \*\*\*\*\*15,030.04

FIFTEEN THOUSAND, THIRTY DOLLARS AND FOUR CENTS

PAY TO THE ORDER OF  
S. KENNETH GATLIN, P.A.  
1709-D MAHAM DR  
TALLAHASSEE, FL 32308

NON-NEGOTIABLE

AUTHORIZED SIGNATURES

110-07029-9 S. KENNETH GATLIN, P.A. DETACH BEFORE DEPOSITING

2/29/96 0119175

INVOICE DATE	INVOICE NUMBER	DESCRIPTION	NET AMOUNT
1/29/96	1-29-96	LEGAL SERVICES	15,030.04
		<i>reclass 5417.82 0-</i>	
		<i>Due to coding error</i>	
		<i>030-186-10 5,417.82</i>	
		<i>031-186-10 5,417.82</i>	
		<i>2/29/96</i>	

118175

FLORIDA CITIES WATER COMPANY

**INVOICE ATTACHMENT FORM**

Vendor # 110- <i>07029-7</i>	Invoice #(s) <i>1-29</i>	Date Received:
Invoice Date(s) <i>1-29</i>	Due Date <i>2-10</i>	Division:
Spread-Ct.	Invoice Total <i>15030.04</i>	General Office:
Description 1-24 Positions <i>LS</i>		Special Instructions:
Description 2-21 Positions		
Detail Account	Amount	<b>PAYABLE TO:</b>  Requested By _____ Date _____ Invoice Addition Checked _____ Verified to P.O. # _____ Verified Receipt of Goods/Services _____ Approved By _____ Date _____ Requested By _____ Date _____  Audit #  <i>65681</i>
1 <i>030-186-11</i>	<i>285.00</i>	
2 <i>030-186-10</i>	<i>5417.81</i>	
3 <i>031-186-10</i>	<i>5417.82</i>	
4 <i>000-242-02</i>	<i>180.56</i>	
5 <i>1450424202</i>	<i>19.44</i>	
6 <i>040-667-80</i>	<i>612.50</i>	
7 <i>010-633-80</i>	<i>395.50</i>	
8 <i>012-633-80</i>	<i>395.50</i>	
9 <i>011-186-11</i>	<i>1921.60</i>	
10 <i>012-633-80</i>	<i>48.75</i>	
11 <i>013 733-80</i>	<i>48.75</i>	
12 <i>020-186-20</i>	<i>167.91</i>	
13 <i>021-186-20</i>	<i>167.90</i>	
14		

Invoice(s) Total:

Rev. 2/94 acctpay.frm

**GATLIN, WOODS & CARLSON**  
*Attorneys at Law*  
a partnership including a professional association

1709-D Mahan Drive  
Tallahassee, Florida 32308  
(904) 877-7191

RECEIVED

FEB 01 1996

6/1/96

Florida Cities Water Company  
Mr. Paul Bradtmiller, Executive V.P.  
P. O. Box 21119 (34276-4119)  
4837 Swift Road, Suite 100  
Sarasota, FL 33579

January 29, 1996

Re: NORTH FT. MYERS RATE - DKT. #950387-SU

Please Make Check Payable to B. Kenneth Gatlin, P.A. ID#59-2540412

Legal Services Rendered 12/22/95- 1/25/96

12/23/95	BKG	Review testimony.	3.60 hr \$175/hr	\$630.00
12/26/95	WLS	Research	.20 hr \$150/hr	\$30.00
12/26/95	BKG	Research regarding testimony; Telephone conference with Julie Karlskint.	1.30 hr \$175/hr	\$227.50
12/27/95	BKG	Review and drafting of testimony and exhibits.	2.30 hr \$175/hr	\$402.50
01/02/96	BKG	Telephone conference with Larry Coel.	.20 hr \$175/hr	\$35.00
01/09/96	WLS	Research ; prepare letter to B. Bayo and Certificate of Service; Telephone conferences with R. Jaeger, P. Bradtmiller.	.90 hr \$150/hr	\$135.00
01/10/96	WLS	Telephone conferences with R. Jaeger, L. Coel, P. Bradtmiller; research.	2.00 hr \$150/hr	\$300.00
01/11/96	WLS	Review Order Acknowledging Implementation of Rates; prepare memo to P. Bradtmiller.	.70 hr \$150/hr	\$105.00
		Total Legal Services. .	----- 11.20 hr	----- \$1,865.00



**GATLIN, WOODS & CARLSON**  
 Attorneys at Law  
 a partnership including a professional association

1709-D Mahan Drive  
 Tallahassee, Florida 32308  
 (904) 877-7191

RECEIVED  
 FEB 01 1996  
 GENERAL SERVICE

Florida Cities Water Company  
 Mr. Paul Bradtmiller, Executive V.P.  
 P. O. Box 21119 (34276-4119)  
 4837 Swift Road, Suite 100  
 Sarasota, FL 33579

January 29, 1996  
 Page 2

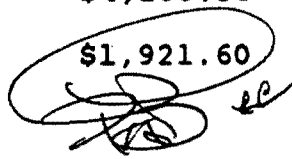
Re: NORTH FT. MYERS RATE - DKT. #950387-SU

--- Costs Advanced ---

/22/96	Costs advanced Jane Faurot, Court Reporter, PSC Agenda Conference, 12/19/95	Flat Chg	\$7.50
/25/96	Postage	Flat Chg	\$49.10
	Total Costs Advanced . . .		----- \$56.60

Balance from last statement:	\$4,200.53
Current fees and costs:	\$1,921.60
Credits:	-\$4,200.53

TOTAL AMOUNT DUE THIS STATEMENT

\$1,921.60  


Attorney Information

	Billed Hours	Billed Fees
	-----	-----
B. Kenneth Gatlin	7.40	\$1,295.00
Wayne L Schiefelbein	3.80	\$570.00

