



ORIGINAL
FILE COPY

**Florida
Power**
CORPORATION

JAMES A. MCGEE
SENIOR COUNSEL
RECEIVED
FLORIDA PUBLIC
SERVICE COMMISSION
MAY 20 PM 12:59
MAIL ROOM

May 17, 1996

Ms. Blanca S. Bayó, Director
Division of Records and Reporting
Florida Public Service Commission
2540 Shumard Oak Boulevard
Tallahassee, Florida 32399-0850

Re: Docket No. 960001-EI

Dear Ms. Bayó:

Enclosed for filing in the subject docket are an original and fifteen copies each of the direct testimony and exhibits of David P. Develle and Larry G. Turner on behalf of Florida Power Corporation.

Please acknowledge your receipt of the above filing on the enclosed copy of this letter and return to the undersigned. Also enclosed is a 3.5 inch diskette containing the above-referenced document in WordPerfect format. Thank you for your assistance in this matter.

Very truly yours,

James A. McGee

ACK _____

AFA 6

APP _____

CAF _____

CMU JAM/jb

CTR Enclosure

EAG cc: Parties of record

LEG 1

LIN 3

OPC _____

REH _____

SEC 1

DeVelle
DOCUMENT NUMBER-DATE

Turner
DOCUMENT NUMBER-DATE

05565 MAY 20 1996 GENERAL OFFICE

05564 MAY 20 1996

CERTIFICATE OF SERVICE

Docket No. 960001-EI

I HEREBY CERTIFY that a true copy of the Direct Testimony and Exhibits of David P. Develle and the Direct Testimony and Exhibits of Larry G. Turner filed on behalf of Florida Power Corporation have been furnished to the following individuals by U.S. Mail this 17th day of May, 1996:

Matthew M. Childs, Esquire
Steel, Hector & Davis
215 South Monroe, Suite 601
Tallahassee, FL 32301-1804

G. Edison Holland, Jr., Esquire
Jeffrey A. Stone, Esquire
Beggs and Lane
P. O. Box 12950
Pensacola, FL 32576-2950

Lee L. Willis, Esquire
James D. Beasley, Esquire
Macfarlane Ausley Ferguson
& McMullen
P. O. Box 391
Tallahassee, FL 32302

Robert S. Goldman, Esquire
Messer, Vickers, Caparello
French & Madsen
P. O. Box 1876
Tallahassee, FL 32302

Vicki D. Johnson, Esquire
Florida Public Service Commission
2540 Shumard Oak Blvd.
Tallahassee, FL 32399-0850

Barry N.P. Huddleston
Public Affairs Specialist
Destec Energy, Inc.
2500 CityWest Blvd., Suite 150
Houston, TX 77210-4411

J. Roger Howe, Esquire
Office of the Public Counsel
111 West Madison Street, Room 812
Tallahassee, FL 32399-1400

Joseph A. McGlothlin, Esquire
Vicki Gordon Kaufman, Esquire
McWhirter, Reeves, McGlothlin,
Davidson & Bakas, P.A.
117 S. Gadsden Street
Tallahassee, FL 32301


Earle H. O'Donnell, Esquire
Zori G. Ferkin, Esquire
Dewey Ballantine
1775 Pennsylvania Avenue, N.W.
Washington, D.C. 20006-4605

Suzanne Brownless, Esquire
2546 Blairstone Pines Drive
Tallahassee, FL 32301

Roger Yott, P.E.
Air Products & Chemicals, Inc.
2 Windsor Plaza
2 Windsor Drive
Allentown, PA 18195


Eugene M. Trisko, Esquire
P. O. Box 596
Berkeley Springs, WV 25411

John W. McWhirter, Jr.
McWhirter, Reves, McGlothlin,
Davidson & Bakas, P.A.
100 North Tampa Street, Ste.2800
Tampa, FL 33602-5126



Attorney

ORIGINAL
FILE COPY



**Florida
Power**
CORPORATION

**BEFORE THE
FLORIDA PUBLIC SERVICE COMMISSION**

DOCKET No. 960001-EI

**GPIF REWARD/PENALTY AMOUNT
OCTOBER 1995 THROUGH MARCH 1996**

**DIRECT TESTIMONY
AND EXHIBITS OF**

LARRY G. TURNER

For Filing May 20, 1996

DOCUMENT NUMBER-DATE

05564 MAY 20 1996

FPSC-RECORDS/REPORTING

FLORIDA POWER CORPORATION

DOCKET NO. 960001-EI

**Re: GPIF Reward/Penalty Amount for
October 1995 through March 1996**

**DIRECT TESTIMONY OF
LARRY G. TURNER**

1 **Q. Please state your name and business address.**

2 **A. My name is Larry G. Turner. My business address is P. O. Box 14042,**
3 **St. Petersburg, Florida 33733.**

4

5 **Q. By whom are you employed and in what capacity?**

6 **A. I am employed by Florida Power Corporation as Senior Performance**
7 **Engineer in Energy Supply Services, Plant Performance.**

8

9 **Q. Have the duties and responsibilities of your position with the Company**
10 **remained the same since you last testified in this proceeding?**

11 **A. Yes, they have.**

12

13 **Q. What is the purpose of your testimony?**

14 **A. The purpose of my testimony is to describe the calculation of the**
15 **Company's Generation Performance Incentive Factor (GPIF) amount for**
16 **the period of October 1995 through March 1996. This was developed**
17 **by comparing the actual performance of the Company's seven GPIF**

1 generating units to the approved targets set for these units prior to the
2 period.

3
4 **Q. Do you have an exhibit to your testimony in this proceeding?**

5 **A.** Yes, under my direction an exhibit (LGT-1) has been prepared consisting
6 of the numbered sheets which are attached to my prepared testimony.
7 The exhibit contains the schedules required by the GPIF Implementation
8 Manual, which support the development of the incentive amount. I
9 have also included other data forms to supplement the required
10 schedules.

11
12 **Q. What GPIF incentive amount have you calculated for this period?**

13 **A.** I have calculated the Company's GPIF incentive amount to be a reward
14 of \$1,498,216. This amount was developed in a manner consistent
15 with the GPIF Implementation Manual. Sheet 1 of my exhibit shows the
16 calculation of system GPIF points and the corresponding reward. The
17 summary of weighted incentive points earned by each individual unit
18 can be found on Sheet 3.

19
20 **Q. How were the incentive points for equivalent availability and heat rate
21 calculated for the individual GPIF units?**

22 **A.** The calculation of incentive points is made by comparing the adjusted
23 actual performance data for equivalent availability and heat rate to the
24 target performance indicators for each unit. This comparison is shown

1 on the Generating Performance Incentive Points Table found in my
2 exhibit Sheets 8 through 14.

3
4 **Q. Why is it necessary to make adjustments to the actual performance**
5 **data for comparison with the targets?**

6 **A.** Adjustments to the actual equivalent availability and heat rate data are
7 necessary to allow their comparison with the "target" Point Tables
8 exactly as approved by the Commission prior to the period. These
9 adjustments are described in the Implementation Manual and are further
10 explained by a Staff memorandum, dated October 23, 1981, directed
11 to the GPIF utilities. The adjustments to actual equivalent availability
12 concern primarily the differences between target and actual planned
13 outage hours, and are shown on Sheet 6 of my exhibit. The heat rate
14 adjustments concern the differences between the target and actual Net
15 Output Factor (NOF), and are shown on Sheet 7. The methodology for
16 both the equivalent availability and heat rate adjustments are explained
17 in the Staff memorandum.

18
19 **Q. Have you provided the as-worked planned outage schedules for the**
20 **Company's GPIF units to support your adjustments to actual equivalent**
21 **availability?**

22 **A.** Yes, Sheet 23 of my exhibit shows a comparison of target and actual
23 planned outage hours in bar-chart form. Sheets 24 through 28 present

1
2
3
4
5

as-worked critical path charts for each unit which experienced a
planned outage during the period.

Q. Does this conclude your testimony?

A. Yes.

GPIF REWARD/PENALTY SCHEDULES

<u>Descriptive Title</u>	<u>Sheet</u>
• Reward/Penalty Table (Actual)	1
• Calculation of Maximum Incentive Dollars (Actual)	2
• Calculation of System Actual GPIF Points	3
• GPIF Unit Performance Summary	4
• Actual Unit Performance Data	5
• Adjustments to EAF Actual	6
• Adjustments to ANOHR Actual	7
• Generating Performance Incentive Points Table	8-14
• Actual Unit Performance Data	15-21
• Planned Outage Schedules (Actual)	22-28

GENERATING PERFORMANCE INCENTIVE FACTOR

REWARD/PENALTY TABLE

ACTUAL

Company: Florida Power Corporation
 Period of: October, 1995 - March, 1996

Generating Performance Incentive Points (GPIF)	Fuel Saving/Loss (\$)	Generating Performance Incentive Factor (\$)
-----	-----	-----
10	\$5,583,800	\$3,452,907
9	\$5,025,420	\$3,107,617
8	\$4,467,040	\$2,762,326
7	\$3,908,660	\$2,417,035
6	\$3,350,280	\$2,071,744
5	\$2,791,900	\$1,726,454
**** 4.339	\$2,422,811	\$1,498,216
4	\$2,233,520	\$1,381,163
3	\$1,675,140	\$1,035,872
2	\$1,116,760	\$690,581
1	\$558,380	\$345,291
0	\$0	\$0
-1	\$506,700	(\$345,291)
-2	\$1,013,400	(\$690,581)
-3	\$1,520,100	(\$1,035,872)
-4	\$2,026,800	(\$1,381,163)
-5	\$2,533,500	(\$1,726,454)
-6	\$3,040,200	(\$2,071,744)
-7	\$3,546,900	(\$2,417,035)
-8	\$4,053,600	(\$2,762,326)
-9	\$4,560,300	(\$3,107,617)
-10	(\$5,067,000)	(\$3,452,907)

Issued by: FPC

Filed:
 Suspended:
 Effective:
 Docket No.:
 Order No.:

GENERATION PERFORMANCE INCENTIVE FACTOR
CALCULATION OF MAXIMUM ALLOWED INCENTIVE DOLLARS

COMPANY: FLORIDA POWER CORPORATION
FOR THE PERIOD OF:
OCTOBER 1995 - MARCH 1996

1	BEGINNING OF PERIOD BALANCE OF COMMON EQUITY	\$1,733,892,465
2	END OF MONTH BALANCE OF COMMON EQUITY: MONTH OF OCTOBER 1995	\$1,761,246,893
3	MONTH OF NOVEMBER 1995	\$1,770,433,688
4	MONTH OF DECEMBER 1995	\$1,754,013,478
5	MONTH OF JANUARY 1996	\$1,773,191,351
6	MONTH OF FEBRUARY 1996	\$1,787,380,359
7	MONTH OF MARCH 1996	\$1,762,442,127
8	AVERAGE COMMON EQUITY FOR THE PERIOD (SUMMATION OF LINE 1 THROUGH LINE 7 DIVIDED BY 7)	\$1,763,228,623
9	25 BASIS POINTS	0.0025
10	REVENUE EXPANSION FACTOR	61.3738%
11	MAXIMUM ALLOWED INCENTIVE DOLLARS (LINE 8 TIMES LINE 9 DIVIDED BY LINE 10 TIMES 0.5)	\$3,591,167
12	JURISDICTIONAL SALES	14,441,480 MWH
13	TOTAL SALES	15,019,249 MWH
14	JURISDICTIONAL SEPARATION FACTOR (LINE 12 DIVIDED BY LINE 13)	96.15%
15	MAXIMUM ALLOWED JURISDICTIONAL INCENTIVE DOLLARS (LINE 11 TIMES LINE 14)	\$3,452,907

Issued by: FPC

Filed:
Suspended:
Effective:
Docket No.:
Order No.:

CALCULATION OF SYSTEM ACTUAL GPIF POINTS

Company: Florida Power Corporation
 Period of: October, 1995 - March, 1996

Plant/Unit -----	Performance Indicator EAF or ANOHR -----	Weighting Factor X -----	Unit Points	Weighted Unit Points -----
Ancloste 1	EAF ²	0.58	-10.000	-0.058
	ANOHR	1.29	-4.78	-0.061
Ancloste 2	EAF	0.72	-10.000	-0.072
	ANOHR	2.70	-0.283	-0.008
Crystal River 1	EAF	8.78	4.529	0.398
	ANOHR	6.71	9.088	0.610
Crystal River 2	EAF	11.14	10.000	1.114
	ANOHR	9.26	0.638	0.059
Crystal River 3	EAF	1.35	-10.000	-0.135
	ANOHR	1.43	0.000	0.000
Crystal River 4	EAF	12.45	10.000	1.245
	ANOHR	13.96	0.000	0.000
Crystal River 5	EAF	14.74	8.934	1.316
	ANOHR	14.91	-0.455	-0.068
GPIF System		11.48		0.390

Issued by: FPC

Filed:
 Suspended:
 Effective:
 Docket No.:
 Order No.:

GPIF UNIT PERFORMANCE SUMMARY

Company: Florida Power Corporation
 Period of: October, 1995 - March, 1996

Plant/Unit	Weighting Factor (%)	EAF Target (%)	EAF RANGE		Max. Fuel Savings (\$000)	Max. Fuel Loss (\$000)	EAF Adjusted Actual (%)	Estimated Fuel Savings/ Loss (\$000)
			Max. (%)	Min. (%)				
AN 1	0.58	98.68	98.79	98.47	32.4	-50.6	95.81	(\$50.6)
AN 2	0.72	81.03	81.21	80.66	40.1	-47.9	76.75	(\$47.9)
CR 1	8.78	85.88	91.19	75.27	490.3	-224.2	88.34	\$222.0
CR 2	11.14	60.31	67.10	46.48	621.8	-38.8	71.65	\$621.8
CR 3	1.35	79.79	81.08	77.13	75.5	-1418.3	70.11	(\$1,418.3)
CR 4	12.45	94.02	96.83	88.27	695.0	-108.6	97.11	\$695.0
CR 5	14.74	94.49	97.07	89.21	822.8	-372.7	96.82	\$735.1
GPIF System	48.45				530.4	(272.1)		\$174.1

Plant/Unit	Weighting Factor (%)	ANOHR Target (Btu/kwh)	ANOHR RANGE		Max. Fuel Savings (\$000)	Max. Fuel Loss (\$000)	ANOHR Adjusted Actual Btu/kwh	Estimated Fuel Savings/ Loss	
			NOF	Min. Btu/kwh					Max. Btu/kwh
AN 1	1.29	9678.58	74.5	9314.6	10042.6	71.8	(71.8)	9891.62	(\$34.3)
AN 2	2.70	9701.48	61.2	9350.6	10052.3	150.8	(150.8)	9784.29	(\$4.3)
CR 1	6.71	10123.67	60.7	9894.3	10353.0	374.6	(374.6)	9908.4	\$340.4
CR 2	9.26	9766.96	87.3	9510.9	10023.0	516.8	(516.8)	9680.4	\$33.0
CR 3	1.43	10382.37	100.0	10232.4	10532.4	80.0	(80.0)	10397.9	\$0.0
CR 4	13.96	9329.21	76.7	9162.3	9496.1	779.3	(779.3)	9383.0	\$0.0
CR 5	14.91	9160.17	91.5	9010.2	9310.2	832.6	(832.6)	9238.6	(\$37.9)
GPIF System	46.26					525.4	(525.4)		\$336.2

Issued by: FPC

Filed:
 Suspended:
 Effective:
 Docket No.:
 Order No.:

ACTUAL UNIT PERFORMANCE DATA

Company: Florida Power Corporation
 Period of: October, 1995 - March, 1996

PLANT/UNIT	ACTUAL EAF %	ADJUSTMENTS (1) TO EAF %	EAF ADJUSTED ACTUAL %
-----	-----	-----	-----
ANCLOTE UNIT 1	74.22	21.59	95.81
ANCLOTE UNIT 2	75.11	1.64	76.75
CRYSTAL RIVER 1	90.76	-2.42	88.34
CRYSTAL RIVER 2	66.81	4.85	71.65
CRYSTAL RIVER 3	64.31	5.80	70.11
CRYSTAL RIVER 4	97.09	0.02	97.11
CRYSTAL RIVER 5	96.80	0.02	96.82
PLANT/UNIT	ACTUAL ANOHR BTU/KWH	ADJUSTMENTS (2) TO ANOHR BTU/KWH	ANOHR ADJUSTED ACTUAL BTU/KWH
-----	-----	-----	-----
ANCLOTE UNIT 1	10081.0	-189.4	9891.6
ANCLOTE UNIT 2	9897.2	-112.94	9784.3
CRYSTAL RIVER 1	9774.6	133.8	9908.4
CRYSTAL RIVER 2	9735.0	-54.6	9680.4
CRYSTAL RIVER 3	10383.8	14.1	10397.9
CRYSTAL RIVER 4	9353.0	30.0	9383.0
CRYSTAL RIVER 5	9280.2	-41.6	9238.6

(1) For documentation of adjustments to actual EAF, see sheet 6.

(2) For documentation of adjustments to actual ANOHR, see sheet 7.

Issued by: Florida Power Corporation

Filed:
 Suspended:
 Effective:
 Docket No.:
 Order No.:

ADJUSTMENTS TO EAF ACTUAL

Company: Florida Power Corporation
 Period of: October, 1995 - March, 1996

EAF ADJUSTMENTS FOR PLANNED OUTAGE HOURS		AN1	AN2	CR1	CR2	CR3	CR4	CR5
		-----	-----	-----	-----	-----	-----	-----
7. ACTUAL POH	HRS.	1026.10	887.60	0.00	1297.30	1059.60	0.00	0.00
8. TARGET POH	HRS.	48.00	817.00	120.00	1080.00	768.00	0.00	0.00
9. ADJ. FACTOR		1.29	1.02	0.97	1.07	1.09	1.00	1.00
(PH-POHT/PH-POHA)								
10. ACTUAL EUOH *	HRS.	106.41	205.75	405.93	160.85	508.17	127.75	140.68
11. ADJ. EUOH (9*10)	HRS.	137.11	209.87	394.90	172.06	552.30	127.75	140.68
12. ACTUAL EAF *	%	74.22	75.11	90.76	66.81	64.31	97.09	96.80
13. ADJUSTED EAF	%							
(using 8 & 11)								
14. DIFFERENCE	%	95.81	76.75	88.34	71.65	70.11	97.11	96.82
15. TOTAL ADJ TO EAF	%	21.59	1.64	-2.42	4.85	5.80	0.02	0.02

* Actual EUOH and actual EAF are the adjusted values in Nos. 3 and 5 above.

Issued by: Florida Power Corporation

Filed:
 Suspended:
 Effective:
 Docket No.:
 Order No.:

ADJUSTMENTS TO ANOHR ACTUAL

Company: Florida Power Corporation
 Period of: October, 1995 - March, 1996

	AN 1	AN 2	CR 1	CR 2	CR 3	CR 4	CR 5
ANOHR adj for Target NOF							
1. Target NOF %	74.5	61.2	60.7	87.3	100.0	76.7	91.5
2. Target ANOHR Btu/kwh	9684.0	9707.8	10124.3	9768.0	10406.9	9337.4	9181.5
3. Actual NOF %	44.0	48.4	78.0	82.4	100.9	84.7	86.4
4. Calc. ANOHR Btu/kwh (using 3)	9873.4	9820.8	9990.5	9822.6	10392.8	9307.5	9223.2
5. Total adj. Btu/kwh to ANOHR (2-4)	-189.4	-112.9	133.8	-54.6	14.1	30.0	-41.6

Issued by: Florida Power Corporation

Filed:
 Suspended:
 Effective:
 Docket No.:
 Order No.:

GENERATING PERFORMANCE INCENTIVE POINTS TABLE

Company: Florida Power Corporation
 Period of: October, 1995 - March, 1996
 Unit: Anclote 1

Equivalent Availability (Points)	Fuel Savings/Loss (\$)	Equivalent Availability (%)	Average Heat Rate (Points)	Fuel Savings/Loss (\$)	Average Heat Rate (BTU/KWH)
10	\$32,400	98.79	10	\$71,800	9314.6
9	\$29,160	98.78	9	\$64,620	9343.5
8	\$25,920	98.77	8	\$57,440	9372.4
7	\$22,680	98.76	7	\$50,260	9401.3
6	\$19,440	98.75	6	\$43,080	9430.2
5	\$16,200	98.74	5	\$35,900	9459.1
4	\$12,960	98.73	4	\$28,720	9488.0
3	\$9,720	98.72	3	\$21,540	9516.9
2	\$6,480	98.70	2	\$14,360	9545.8
1	\$3,240	98.69	1	\$7,180	9574.7
0	\$0	98.68	0	\$0	9603.6
0	\$0	98.68	0	\$0	9678.6
0	\$0	98.68	0	\$0	9753.6
-1	(\$5,060)	98.66	-1	(\$7,180)	9782.5
-2	(\$10,120)	98.64	-2	(\$14,360)	9811.4
-3	(\$15,180)	98.62	-3	(\$21,540)	9840.3
-4	(\$20,240)	98.60	-4	(\$28,720)	9869.2
-5	(\$25,300)	98.58	-4.777	(\$34,298)	9891.6
-6	(\$30,360)	98.55	-5	(\$35,900)	9898.1
-7	(\$35,420)	98.53	-6	(\$43,080)	9927.0
-8	(\$40,480)	98.51	-7	(\$50,260)	9955.9
-9	(\$45,540)	98.49	-8	(\$57,440)	9984.8
-10	(\$50,600)	98.47	-9	(\$64,620)	10013.7
**** -10.000	(\$50,600)	95.78	-10	(\$71,800)	10042.6

Equivalent Availability
 Weighting Factor:

 0.58%

Heat Rate
 Weighting Factor:

 1.29%

Issued by: FPC

Filed:
 Suspended:
 Effective:
 Docket No.:
 Order No.:

GENERATING PERFORMANCE INCENTIVE POINTS TABLE

Company: Florida Power Corporation
 Period of: October, 1995 - March, 1996
 Unit: Anclote 2

Equivalent Availability (Points)	Fuel Savings/Loss (\$)	Equivalent Availability (%)	Average Heat Rate (Points)	Fuel Savings/Loss (\$)	Average Heat Rate (BTU/KWH)
10	\$40,100	81.21	10	\$150,800	9350.6
9	\$36,090	81.19	9	\$135,720	9378.2
8	\$32,080	81.17	8	\$120,640	9405.8
7	\$28,070	81.15	7	\$105,560	9433.4
6	\$24,060	81.13	6	\$90,480	9461.0
5	\$20,050	81.12	5	\$75,400	9488.5
4	\$16,040	81.10	4	\$60,320	9516.1
3	\$12,030	81.08	3	\$45,240	9543.7
2	\$8,020	81.06	2	\$30,160	9571.3
1	\$4,010	81.05	1	\$15,080	9598.9
0	\$0	81.03	0	\$0	9626.5
0	\$0	81.03	0	\$0	9701.5
0	\$0	81.03	0	\$0	9776.5
-1	(\$4,790)	80.99	-0.283	(\$4,269)	9784.3
-2	(\$9,580)	80.96	-1	(\$15,080)	9804.1
-3	(\$14,370)	80.92	-2	(\$30,160)	9831.7
-4	(\$19,160)	80.88	-3	(\$45,240)	9859.2
-5	(\$23,950)	80.84	-4	(\$60,320)	9886.8
-6	(\$28,740)	80.81	-5	(\$75,400)	9914.4
-7	(\$33,530)	80.77	-6	(\$90,480)	9942.0
-8	(\$38,320)	80.73	-7	(\$105,560)	9969.6
-9	(\$43,110)	80.70	-8	(\$120,640)	9997.2
-10	(\$47,900)	80.66	-9	(\$135,720)	10024.8
**** -10.000	(\$47,900)	76.62	-10	(\$150,800)	10052.3

Equivalent Availability
 Weighting Factor:

 0.72%

Heat Rate
 Weighting Factor:

 2.70%

Issued by: FPC

Filed:
 Suspended:
 Effective:
 Docket No.:
 Order No.:

GENERATING PERFORMANCE INCENTIVE POINTS TABLE

Company: Florida Power Corporation
 Period of: October, 1995 - March, 1996
 Unit: Crystal River 1

Equivalent Availability (Points)	Fuel Savings/Loss (\$)	Equivalent Availability (%)	Average Heat Rate (Points)	Fuel Savings/Loss (\$)	Average Heat Rate (BTU/KWH)
10	\$490,300	91.19	10	\$374,600	9894.3
9	\$441,270	90.65	9.088	\$340,428	9908.4
8	\$392,240	90.12	9	\$337,140	9909.8
7	\$343,210	89.59	8	\$299,680	9925.2
6	\$294,180	89.06	7	\$262,220	9940.6
5	\$245,150	88.53	6	\$224,760	9956.1
****	4.529	\$222,036	5	\$187,300	9971.5
4	\$196,120	88.00	4	\$149,840	9986.9
3	\$147,090	87.47	3	\$112,380	10002.4
2	\$98,060	86.94	2	\$74,920	10017.8
1	\$49,030	86.41	1	\$37,460	10033.2
0	\$0	85.88	0	\$0	10048.7
0	\$0	85.88	0	\$0	10123.7
0	\$0	85.88	0	\$0	10198.7
-1	(\$22,420)	84.82	-1	(\$37,460)	10214.1
-2	(\$44,840)	83.76	-2	(\$74,920)	10229.5
-3	(\$67,260)	82.70	-3	(\$112,380)	10245.0
-4	(\$89,680)	81.63	-4	(\$149,840)	10260.4
-5	(\$112,100)	80.57	-5	(\$187,300)	10275.8
-6	(\$134,520)	79.51	-6	(\$224,760)	10291.3
-7	(\$156,940)	78.45	-7	(\$262,220)	10306.7
-8	(\$179,360)	77.39	-8	(\$299,680)	10322.1
-9	(\$201,780)	76.33	-9	(\$337,140)	10337.6
-10	(\$224,200)	75.27	-10	(\$374,600)	10353.0

Equivalent Availability
Weighting Factor:

8.78%

Heat Rate
Weighting Factor:

6.71%

Issued by: FPC

Filed:
Suspended:
Effective:
Docket No.:
Order No.:

GENERATING PERFORMANCE INCENTIVE POINTS TABLE

Company: Florida Power Corporation
 Period of: October, 1995 - March, 1996
 Unit: Crystal River 2

Equivalent Availability (Points)	Fuel Savings/Loss (\$)	Equivalent Availability (%)	Average Heat Rate (Points)	Fuel Savings/Loss (\$)	Average Heat Rate (BTU/KWH)	
**** 10.000	\$621,800	71.50	10	\$516,800	9510.9	
10	\$621,800	67.10	9	\$465,120	9529.0	
9	\$559,620	66.42	8	\$413,440	9547.1	
8	\$497,440	65.74	7	\$361,760	9565.2	
7	\$435,260	65.07	6	\$310,080	9583.3	
6	\$373,080	64.39	5	\$258,400	9601.4	
5	\$310,900	63.71	4	\$206,720	9619.5	
4	\$248,720	63.03	3	\$155,040	9637.6	
3	\$186,540	62.35	2	\$103,360	9655.8	
2	\$124,360	61.67	1	\$51,680	9673.9	
1	\$62,180	60.99	0.638	\$32,974	9680.4	****
0	\$0	60.31	0	\$0	9692.0	
0	\$0	60.31	0	\$0	9767.0	
0	\$0	60.31	0	\$0	9842.0	
-1	\$3,880	58.93	-1	(\$51,680)	9860.1	
-2	\$7,760	57.54	-2	(\$103,360)	9878.2	
-3	\$11,640	56.16	-3	(\$155,040)	9896.3	
-4	\$15,520	54.78	-4	(\$206,720)	9914.4	
-5	\$19,400	53.39	-5	(\$258,400)	9932.5	
-6	\$23,280	52.01	-6	(\$310,080)	9950.6	
-7	\$27,160	50.63	-7	(\$361,760)	9968.7	
-8	\$31,040	49.24	-8	(\$413,440)	9986.8	
-9	\$34,920	47.86	-9	(\$465,120)	10004.9	
-10	(\$38,800)	46.48	-10	(\$516,800)	10023.0	

Equivalent Availability
 Weighting Factor:

 11.14%

Heat Rate
 Weighting Factor:

 9.26%

Issued by: FPC

Filed:
 Suspended:
 Effective:
 Docket No.:
 Order No.:

GENERATING PERFORMANCE INCENTIVE POINTS TABLE

Company: Florida Power Corporation
 Period of: October, 1995 - March, 1996
 Unit: Crystal River 3

Equivalent Availability (Points)	Fuel Savings/Loss (\$)	Equivalent Availability (%)	Average Heat Rate (Points)	Fuel Savings/Loss (\$)	Average Heat Rate (BTU/KWH)
10	\$75,500	81.08	10	\$80,000	10232.4
9	\$67,950	80.95	9	\$72,000	10239.9
8	\$60,400	80.82	8	\$64,000	10247.4
7	\$52,850	80.69	7	\$56,000	10254.9
6	\$45,300	80.57	6	\$48,000	10262.4
5	\$37,750	80.44	5	\$40,000	10269.9
4	\$30,200	80.31	4	\$32,000	10277.4
3	\$22,650	80.18	3	\$24,000	10284.9
2	\$15,100	80.05	2	\$16,000	10292.4
1	\$7,550	79.92	1	\$8,000	10299.9
	\$0	79.79	0	\$0	10307.4
0	\$0	79.79	0	\$0	10382.4
	\$0	79.79	0.000	\$0	10397.9
-1	(\$141,830)	79.53	0	\$0	10457.4
-2	(\$283,660)	79.26	-1	(\$8,000)	10464.9
-3	(\$425,490)	78.99	-2	(\$16,000)	10472.4
-4	(\$567,320)	78.73	-3	(\$24,000)	10479.9
-5	(\$709,150)	78.46	-4	(\$32,000)	10487.4
-6	(\$850,980)	78.19	-5	(\$40,000)	10494.9
-7	(\$992,810)	77.93	-6	(\$48,000)	10502.4
-8	(\$1,134,640)	77.66	-7	(\$56,000)	10509.9
-9	(\$1,276,470)	77.39	-8	(\$64,000)	10517.4
-10	(\$1,418,300)	77.13	-9	(\$72,000)	10524.9
****	-10.000 (\$1,418,300)	69.94	-10	(\$80,000)	10532.4

Equivalent Availability
 Weighting Factor:

 1.35%

Heat Rate
 Weighting Factor:

 1.43%

Issued by: FPC

Filed:
 Suspended:
 Effective:
 Docket No.:
 Order No.:

GENERATING PERFORMANCE INCENTIVE POINTS TABLE

Company: Florida Power Corporation
 Period of: October, 1995 - March, 1996
 Unit: Crystal River 4

Equivalent Availability (Points)	Fuel Savings/Loss (\$)	Equivalent Availability (%)	Average Heat Rate (Points)	Fuel Savings/Loss (\$)	Average Heat Rate (BTU/KWH)	
****	10.000	\$695,000	97.09	10	\$779,300	9162.3
	10	\$695,000	96.83	9	\$701,370	9171.5
	9	\$625,500	96.55	8	\$623,440	9180.7
	8	\$556,000	96.27	7	\$545,510	9189.9
	7	\$486,500	95.98	6	\$467,580	9199.1
	6	\$417,000	95.70	5	\$389,650	9208.3
	5	\$347,500	95.42	4	\$311,720	9217.5
	4	\$278,000	95.14	3	\$233,790	9226.6
	3	\$208,500	94.86	2	\$155,860	9235.8
	2	\$139,000	94.58	1	\$77,930	9245.0
	1	\$69,500	94.30	0	\$0	9254.2
	0	\$0	94.02	0	\$0	9329.2
	0	\$0	94.02	0.000	\$0	9383.0
	0	\$0	94.02	0	\$0	9404.2
	-1	(\$10,860)	93.44	-1	(\$77,930)	9413.4
	-2	(\$21,720)	92.87	-2	(\$155,860)	9422.6
	-3	(\$32,580)	92.29	-3	(\$233,790)	9431.8
	-4	(\$43,440)	91.72	-4	(\$311,720)	9441.0
	-5	(\$54,300)	91.14	-5	(\$389,650)	9450.2
	-6	(\$65,160)	90.57	-6	(\$467,580)	9459.3
	-7	(\$76,020)	89.99	-7	(\$545,510)	9468.5
	-8	(\$86,880)	89.42	-8	(\$623,440)	9477.7
	-9	(\$97,740)	88.84	-9	(\$701,370)	9486.9
	-10	(\$108,600)	88.27	-10	(\$779,300)	9496.1

Equivalent Availability
 Weighting Factor:

 12.45%

Heat Rate
 Weighting Factor:

 13.96%

Issued by: FPC

Filed:
 Suspended:
 Effective:
 Docket No.:
 Order No.:

GENERATING PERFORMANCE INCENTIVE POINTS TABLE

Company: Florida Power Corporation
 Period of: October, 1995 - March, 1996
 Unit: Crystal River 5

Equivalent Availability (Points)	Fuel Savings/Loss (\$)	Equivalent Availability (%)	Average Heat Rate (Points)	Fuel Savings/Loss (\$)	Average Heat Rate (BTU/KWH)		
----- 0.00 -----							
	10	\$822,800	97.07	10	\$832,600	9010.2	
	9	\$740,520	96.81	9	\$749,340	9017.7	
****	8.934	\$735,071	96.80	8	\$666,080	9025.2	
	8	\$658,240	96.56	7	\$582,820	9032.7	
	7	\$575,960	96.30	6	\$499,560	9040.2	
	6	\$493,680	96.04	5	\$416,300	9047.7	
	5	\$411,400	95.78	4	\$333,040	9055.2	
	4	\$329,120	95.52	3	\$249,780	9062.7	
	3	\$246,840	95.26	2	\$166,520	9070.2	
	2	\$164,560	95.00	1	\$83,260	9077.7	
	1	\$82,280	94.74	0	\$0	9085.2	
	0	\$0	94.49	0	\$0	9160.2	
	0	\$0	94.49	0	\$0	9235.2	
	0	\$0	94.49	-0.455	(\$37,898)	9238.6	****
	-1	(\$37,270)	93.96	-1	(\$83,260)	9242.7	
	-2	(\$74,540)	93.43	-2	(\$166,520)	9250.2	
	-3	(\$111,810)	92.90	-3	(\$249,780)	9257.7	
	-4	(\$149,080)	92.38	-4	(\$333,040)	9265.2	
	-5	(\$186,350)	91.85	-5	(\$416,300)	9272.7	
	-6	(\$223,620)	91.32	-6	(\$499,560)	9280.2	
	-7	(\$260,890)	90.80	-7	(\$582,820)	9287.7	
	-8	(\$298,160)	90.27	-8	(\$666,080)	9295.2	
	-9	(\$335,430)	89.74	-9	(\$749,340)	9302.7	
	-10	(\$372,700)	89.21	-10	(\$832,600)	9310.2	

Equivalent Availability
 Weighting Factor:

 14.74%

Heat Rate
 Weighting Factor:

 14.91%

Issued by: FPC

Filed:
 Suspended:
 Effective:
 Docket No.:
 Order No.:

ACTUAL UNIT PERFORMANCE DATA
FLORIDA POWER CORPORATION

ANCLOTE 1	Oct-95	Nov-95	Dec-95	Jan-96	Feb-96	Mar-96	Oct-Mar Period
1. EAF	54.94	88.91	99.56	99.33	63.88	38.53	74.22
2. PH	745	720	744	744	696	744	4393
3. SH	346.0	468.2	412.7	482.7	242.9	253.5	2206.0
4. RSH	63.3	174.1	331.3	260.9	201.7	34.0	1065.3
5. UH	335.7	77.7	0.0	0.4	251.4	456.5	1121.7
6. POH	335.7	0.0	0.0	0.0	251.4	439.0	1026.1
7. FOH	0.0	0.0	0.0	0.4	0.0	17.5	17.9
8. MOH	0.0	77.7	0.0	0.0	0.0	0.0	77.7
9. PFOH	0.0	6.4	9.9	14.5	0.0	2.8	33.6
10. LR PF (MW)	0.0	169.7	169.7	161.9	0.0	147.0	164.4
11. PMOH	0.0	0.0	0.0	0.0	0.0	0.0	0.0
12. LR PM (MW)	0.0	0.0	0.0	0.0	0.0	0.0	0.0
13. NSC (MW)	511.0	511.0	511.0	511.0	511.0	511.0	511
14. OPER MBTU	756441.0	1045660.0	858669.0	1072210.0	613199.0	650801.0	4996980
15. NET GEN (MWH)	75845.0	100415.0	83125.0	103659.0	60514.0	72126.0	495684
16. ANOHR (BTU/KWH)	9973.5	10413.4	10329.9	10343.6	10133.2	9023.1	10081.0
17. NOF (%)	42.9	42.0	39.4	42.0	48.8	55.7	44.0
18. NPC (MW)	511	511	511	511	511	511	511

ANOHR EQUATION: ANOHR = -6.202 * NOF + 10146.1

ISSUED BY: FLORIDA POWER CORPORATION

FILED:
SUSPENDED:
EFFECTIVE:
DOCKET NO.:
ORDER NO.:

ACTUAL UNIT PERFORMANCE DATA
FLORIDA POWER CORPORATION

ANCLOTE 2	Oct-95	Nov-95	Dec-95	Jan-96	Feb-96	Mar-96	Oct-Mar Period
1. EAF	44.80	59.14	100.00	98.05	97.94	51.73	75.11
2. PH	745	720	744	744	696	744	4393
3. SH	339.6	86.4	324.8	544.5	507.0	385.7	2188.0
4. RSH	0.0	474.9	419.2	199.5	185.0	0.0	1278.6
5. UH	405.4	158.7	0.0	0.0	4.0	358.3	926.4
6. POH	405.4	135.5	0.0	0.0	0.0	346.7	887.6
7. FOH	0.0	0.0	0.0	0.0	4.0	0.0	4.0
8. MOH	0.0	23.2	0.0	0.0	0.0	11.6	34.8
9. PFOH	111.6	135.5	0.0	30.2	21.7	26.2	325.2
10. LR PF (MW)	26.8	511.0	0.0	245.1	242.9	15.6	262.3
11. PNOH	0.0	0.0	0.0	0.0	0.0	0.0	0.0
12. LR PH (MW)	0.0	0.0	0.0	0.0	0.0	0.0	0.0
13. NSC (MW)	511.0	511.0	511.0	511.0	511.0	511.0	511
14. OPER MBTU	1061936.0	138947.0	737877.0	1250763.0	1142871.0	1018900.0	5351294
15. NET GEN (MWH)	107229.0	15222.0	74418.0	122654.0	111805.0	109358.0	540686
16. ANOHR (BTU/KWH)	9903.4	9128.0	9915.3	10197.5	10222.0	9317.1	9897.2
17. NOF (%)	61.8	34.5	44.8	44.1	43.2	55.5	48.4
18. NPC (MW)	511	511	511	511	511	511	511

ANOHR EQUATION: ANOHR = -8.819 * NOF + 10247.2

ISSUED BY: FLORIDA POWER CORPORATION

FILED:
SUSPENDED:
EFFECTIVE:
DOCKET NO.:
ORDER NO.:

ACTUAL UNIT PERFORMANCE DATA

FLORIDA POWER CORPORATION

CRYSTAL RIVER 1	Oct-95	Nov-95	Dec-95	Jan-96	Feb-96	Mar-96	Oct-Mar Period
1. EAF	95.23	63.39	97.56	97.16	95.64	95.00	90.76
2. PH	745	720	744	744	696	744	4393
3. SH	745.0	461.7	744.0	744.0	696.0	711.0	4101.7
4. RSH	0.0	0.0	0.0	0.0	0.0	0.0	0.0
5. UH	0.0	258.3	0.0	0.0	0.0	33.0	291.3
6. POH	0.0	0.0	0.0	0.0	0.0	0.0	0.0
7. FOH	0.0	0.0	0.0	0.0	0.0	0.0	0.0
8. MOH	0.0	258.3	0.0	0.0	0.0	33.0	291.3
9. PFOH	93.7	10.3	49.0	63.8	128.7	23.0	368.5
10. LR PF (MW)	141.0	190.5	137.8	123.4	87.7	67.6	115.7
11. PMOH	0.0	0.0	0.0	0.0	0.0	0.0	0.0
12. LR PH (MW)	0.0	0.0	0.0	0.0	0.0	0.0	0.0
13. NSC (MW)	372	372	372	372	372	372	372
14. OPER MBTU	2039552.0	1175649.0	2078103.0	2155817.0	1930134.0	2259890.0	11639146
15. NET GEN (MWH)	207376.1	119289.1	214935.3	221759.1	196038.7	231359.3	1190758
16. ANOHR (BTU/KWH)	9835.0	9855.5	9668.5	9721.4	9845.7	9767.9	9774.6
17. NOF (%)	74.8	69.5	77.7	80.1	75.7	87.5	78.0
18. MPC (MW)	372	372	372	372	372	372	372

ANOHR EQUATION: ANOHR = -7.714 * NOF + 10592.5

ISSUED BY: FLORIDA POWER CORPORATION

FILED:
SUSPENDED:
EFFECTIVE:
DOCKET NO.:
ORDER NO.:

ACTUAL UNIT PERFORMANCE DATA

FLORIDA POWER CORPORATION

CRYSTAL RIVER 4	Oct-95	Nov-95	Dec-95	Jan-96	Feb-96	Mar-96	Oct-Mar Period
1. EAF	96.01	97.38	99.02	99.76	98.66	91.85	97.09
2. PH	745	720	744	744	696	744	4393
3. SH	723.6	720.0	744.0	744.0	693.9	740.8	4366.3
4. RSH	0.0	0.0	0.0	0.0	0.0	0.0	0.0
5. UH	21.4	0.0	0.0	0.0	2.1	3.2	26.7
6. PUH	0.0	0.0	0.0	0.0	0.0	0.0	0.0
7. FOH	21.4	0.0	0.0	0.0	2.1	3.2	26.7
8. MOH	0.0	0.0	0.0	0.0	0.0	0.0	0.0
9. PFOH	20.3	191.6	16.3	23.7	45.9	644.7	942.5
10. LR PF (MW)	286.5	68.6	313.3	53.5	110.2	62.1	74.7
11. PNOH	0.0	0.0	0.0	0.0	0.0	0.0	0.0
12. LR PM (MW)	0.0	0.0	0.0	0.0	0.0	0.0	0.0
13. NSC (MW)	697.0	697.0	697.0	697.0	697.0	697.0	697
14. OPER MBTU	4071537.0	3598011.0	4063723.0	4317716.0	3896251.0	4160735.0	24107973
15. NET GEN (MWH)	435791.6	381375.5	437433.2	469178.1	414353.9	439420.1	2577552
16. ANOHR (BTU/KWH)	9342.9	9434.3	9289.9	9202.7	9403.2	9468.7	9353.0
17. NOF (%)	86.4	76.0	84.4	90.5	85.7	85.1	84.7
18. NPC (MW)	697	697	697	697	697	697	697

ANOHR EQUATION: ANOHR = -3.740 * NOF + 9624.3

ISSUED BY: FLORIDA POWER CORPORATION

FILED:
SUSPENDED:
EFFECTIVE:
DOCKET NO.:
ORDER NO.:

ACTUAL UNIT PERFORMANCE DATA

FLORIDA POWER CORPORATION

CRYSTAL RIVER 5	Oct-95	Nov-95	Dec-95	Jan-96	Feb-96	Mar-96	Oct-Mar Period
1. EAF	98.28	97.55	92.48	99.16	97.89	95.52	96.80
2. PH	745	720	744	744	696	744	4393
3. SH	745.0	720.0	702.1	744.0	688.7	716.3	4316.1
4. RSH	0.0	0.0	0.0	0.0	0.0	0.0	0.0
5. UH	0.0	0.0	41.9	0.0	7.3	27.7	76.9
6. POH	0.0	0.0	0.0	0.0	0.0	0.0	0.0
7. FOH	0.0	0.0	0.0	0.0	7.3	27.7	35.0
8. MOH	0.0	0.0	41.9	0.0	0.0	0.0	41.9
9. PFOH	35.4	135.8	18.6	9.9	18.3	10.0	228.0
10. LR PF (MW)	252.5	90.4	526.8	440.5	282.0	391.8	195.0
11. PMOH	0.0	0.0	0.0	0.0	0.0	0.0	0.0
12. LR PH (MW)	0.0	0.0	0.0	0.0	0.0	0.0	0.0
13. NSC (MW)	697.0	697.0	697.0	697.0	697.0	697.0	697
14. OPER MBTU	4150599.0	3746812.0	3782229.0	4315683.0	3802851.0	4321068.0	24119242
15. NET GEN (MWH)	444927.3	400319.4	407761.1	471738.8	406820.1	467428.5	2598995
16. ANOHR (BTU/KWH)	9328.7	9359.6	9275.6	9148.5	9347.7	9244.3	9280.2
17. NOF (%)	85.7	79.8	83.3	91.0	84.7	93.6	86.4
18. NPC (MW)	697	697	697	697	697	697	697

ANOHR EQUATION: ANOHR = -8.133 * NOF + 9925.8

ISSUED BY: FLORIDA POWER CORPORATION

FILED:
SUSPENDED:
EFFECTIVE:
DOCKET NO.:
ORDER NO.:

OUTAGE SCHEDULES
ACTUALS

Company : Florida Power Corporation
Period of : October 1995 - March 1996

<u>Plant/Unit</u>	<u>Actual Outage Dates Dates</u>	<u>Reason For Outage(1)</u>
1995		
Anclote 1	09/30(0001) - 10/13(2400)	Boiler
Anclote 2	10/14(0001) - 11/03(2400)	Boiler
Crystal River 2	10/28(0001) - 12/20(2400)	Boiler/Reheater
1996		
Anclote 1	02/17(0001) - 03/15(2400)	Boiler/Air Temp. Coils
Anclote 2	03/16(0001) - 03/29(2400)	Air Temp. Coils
Crystal River 3	02/16(0001) - 05/07(2400)	Refuel/LP Turb. Rtr. Repl.

(1) To be accompanied by a critical path bar chart or milestone date chart of major activity to be performed during the outage.

ISSUED BY: FPC

FILED:
SUSPENDED:
EFFECTIVE:
DOCKET NO.:

FLORIDA POWER CORPORATION

ASBUILT FOR ANCLOTE #1 1995 BOILER

(indicating dates ending midnight)

09/30 | 10/01 | 10/03 | 10/05 | 10/07 | 10/09 | 10/13 | 10/15 | 03/31/96 |
submitted plan period

Shutdown/Cooldown



Wash Air Heater
& Upper Furnace



Boiler Tube
Inspection



Startup



Boiler Inspection
& Repairs



Close Boiler



Misc. Valves
Inspection & Repair



Clean Circulating
Water Pits & Pipe



 = (DENOTES CRITICAL PATH)

GPI95AN

FLORIDA POWER CORPORATION

ASBUILT FOR ANCLOTE #2 1995 BOILER INSPECTION

(indicating dates ending midnight)

10/01 10/07 10/08 10/09 10/10 10/13 10/16 10/21 10/24 10/27 10/29 10/30 10/31 11/03 03/31/96
submitted plan period

Shutdown/Cooldown



Wash Air Heater
& Upper Furnace



Boiler Tube
Inspection



2nd Startup



Boiler Inspection
& Repairs



Close Boiler



Misc. Valves
Inspection & Repair



Clean Circulating
Water Pits & Pipe




 = (DENOTES CRITICAL PATH)

FLORIDA POWER CORPORATION
ASB'JILT FOR CRYSTAL RIVER #2 1995 BOILER INSPECTION

(indicating dates ending midnight)

11/01 11/02 11/04 11/06 11/09 11/13 11/16 11/19 11/21 11/23 11/26 11/29 12/01 12/04 12/08 12/11 12/13 12/15 03/31/96
 submitted plan period

25



 = (DENOTES CRITICAL PATH)

FLORIDA POWER CORPORATION

ASBUILT FOR ANCLOTE #1 1996 BOILER/AIR TEMP COILS

(indicating dates ending midnight)

02/17 02/18 2/19 02/20 02/23 02/26 02/29 03/3 03/6 03/9 03/11 03/12 03/13 03/14 3/15 03/16 03/17 03/31

submitted plan period

Shutdown/Cooldown



Wash Air Heater
& Upper Furnace



Boiler Inspection
& Repairs



Close Boiler



Startup



Misc. Valves
Inspection & Repair



Clean Circulating
Water Pits & Pipe



Install Air Temp Coils
(Environmental)



= (DENOTES CRITICAL PATH)

FLORIDA POWER CORPORATION
ASBUILT FOR ANCLOTE #2 1996 AIR TEMP COILS

(indicating dates ending midnight)

03/16 03/17 03/18 03/19 03/20 03/21 03/22 03/23 03/24 03/25 03/26 03/27 03/28 03/29 03/30 03/31

SUBMITTED PLAN PERIOD

Shutdown/Cooldown



Install Air Temp Coils
(Environmental)



Close Boiler



Startup



 = (DENOTES CRITICAL PATH)

FLORIDA POWER CORPORATION
ASBUILT FOR CRYSTAL RIVER #3 1996 REFUEL 10

(indicating dates ending midnight)

02/16 02/17 02/20 02/25 03/09 03/12 03/16 03/18 03/21 03/24 03/27 | 04/06 04/08 04/13 04/18 04/23 04/28 06/07
 submitted plan period

Shutdown/Cooldown



L/P Turbine Rotor
Changeouts



Plant Start Up



OTSG Eddy Current/
Waterslap Window



Refueling Activities



A-ECCS Window



B-ECCS Outage



Outage SP's



 - (DENOTES CRITICAL PATH)

GP196CR3.XLS