

SCANNED

ORIGINAL  
FILE COPY

AUSLEY & McMULLEN

ATTORNEYS AND COUNSELORS AT LAW

227 SOUTH CALHOUN STREET  
P.O. BOX 391 (ZIP 32302)  
TALLAHASSEE, FLORIDA 32301  
(904) 224-9115 FAX (904) 222-7560

September 13, 1996

HAND DELIVERED

DECLASSIFIED

990001

Ms. Blanca S. Bayo, Director  
Division of Records and Reporting  
Florida Public Service Commission  
2540 Shumard Oak Boulevard  
Tallahassee, FL 32399-0850

Re: Fuel and Purchased Power Cost Recovery Clause  
and Generating Performance Incentive Factor  
FPSC Docket No. 960001-EI

REQUEST FOR SPECIFIED CONFIDENTIAL TREATMENT

Dear Ms. Bayo:

We submit herewith Tampa Electric Company's 423 Forms for the month of July 1996 and request specified confidential treatment of Forms 423-1(a), 423-2, 423-2(a), 423-2(b) and 423-2(c). Our request is made pursuant to Section 366.093, Fla. Stat., for the reasons detailed in the document entitled "Tampa Electric Company's Request for Specified Confidential Treatment", which document was filed under separate cover (copy enclosed). The sensitive information contained in these forms has been highlighted in yellow.

Please acknowledge receipt and filing of the above by stamping the duplicate copy of this letter and returning same to this writer.

Thank you for your assistance in connection with this matter.

Sincerely,

  
James D. Beasley

JDB/pp  
Enclosures

cc: All Parties of Record (w/o enc.)

PSC - 96-1475-CFO-EI

DOCUMENT NUMBER-DATE

09768 SEP 13 96

FPSC-RECORDS/REPORTING

MONTHLY REPORT OF COST AND QUALITY OF FUEL OIL FOR ELECTRIC PLANTS  
ORIGIN, VOLUME, DELIVERED PRICE AND AS RECEIVED QUALITY

3. Name, Title & Telephone Number of Contact Person Concerning Data  
Submitted on this Form: Jeffrey Chronister, Manager Financial Reporting  
(813) - 228 - 1609

1. Reporting Month: July Year: 1996

2. Reporting Company: Tampa Electric Company

4. Signature of Official Submitting Report: *E.A. Townes*

E.A. Townes, Assistant Controller

6. Date Completed: September 13, 1996

Line No. (a)	Plant Name (b)	Supplier Name (c)	Shipping Point (d)	Purchase Type (e)	Delivery Location (f)	Delivery Date (g)	Type Oil (h)	Sulfur Content % (i)	BTU Content (BTU/Gal) (j)	Volume (Bbbls) (k)	Delivered Price (\$/Bbl) (l)
1.	Gannon	Coastal Fuels	Tampa	LTC	Gannon	07-01-96	F02	*	*	153.43	\$25.5667
2.	Gannon	Coastal Fuels	Tampa	LTC	Gannon	07-11-96	F02	0.31	139,702	3,606.47	\$25.6373
3.	Gannon	Coastal Fuels	Tampa	LTC	Gannon	07-26-96	F02	0.06	139,260	3,456.78	\$26.7503
4.	Gannon	Coastal Fuels	Tampa	LTC	Gannon	07-30-96	F02	*	*	164.69	\$26.2587
5.	Big Bend	Coastal Fuels	Tampa	LTC	Big Bend	07-11-96	F02	0.29	139,493	6,644.29	\$25.6373
6.	Big Bend	Coastal Fuels	Tampa	LTC	Big Bend	07-26-96	F02	0.06	139,367	6,913.25	\$26.7503
7.	Phillips	Coastal Fuels	Tampa	LTC	Phillips	07-17-96	F02	0.33	139,267	521.40	\$27.0107
8.	Hookers Pt	Coastal Fuels	Tampa	LTC	Hookers Pt	07-06-96	F02	*	*	117.97	\$24.8723
9.	Polk	Abyss Oil	Tampa	MTC	Polk	07-15-96	F02	*	*	2,610.40	\$27.3345
10.	Polk	Abyss Oil	Tampa	MTC	Polk	07-16-96	F02	*	*	2,780.60	\$27.0194
11.	Polk	Abyss Oil	Tampa	MTC	Polk	07-17-96	F02	*	*	695.86	\$26.4943
12.	Polk	Abyss Oil	Tampa	MTC	Polk	07-18-96	F02	*	*	1,739.31	\$26.7044
13.	Polk	Abyss Oil	Tampa	MTC	Polk	07-19-96	F02	*	*	1,217.50	\$26.3894
14.	Polk	Abyss Oil	Tampa	MTC	Polk	07-20-96	F02	*	*	696.14	\$26.3895
15.	Polk	Abyss Oil	Tampa	MTC	Polk	07-21-96	F02	0.05	138,475	2,608.76	\$26.3895
16.	Polk	Abyss Oil	Tampa	MTC	Polk	07-22-96	F02	*	*	347.86	\$26.2842
17.	Polk	Abyss Oil	Tampa	MTC	Polk	07-23-96	F02	*	*	869.69	\$26.3894
18.	Polk	Abyss Oil	Tampa	MTC	Polk	07-24-96	F02	0.05	138,007	1,558.21	\$26.3895
19.	Polk	Abyss Oil	Tampa	MTC	Polk	07-25-96	F02	0.04	138,127	4,900.25	\$26.5994
20.	Polk	Abyss Oil	Tampa	MTC	Polk	07-26-96	F02	0.03	137,617	4,560.53	\$26.2844
21.	Polk	Abyss Oil	Tampa	MTC	Polk	07-27-96	F02	0.04	138,035	5,574.86	\$26.2844
22.	Polk	Abyss Oil	Tampa	MTC	Polk	07-28-96	F02	0.04	138,064	5,751.95	\$26.2845
23.	Polk	Abyss Oil	Tampa	MTC	Polk	07-29-96	F02	0.03	137,952	4,188.22	\$26.2844

\* No analysis Taken

**DECLASSIFIED**

MONTHLY REPORT OF COST AND QUALITY OF FUEL OIL FOR ELECTRIC PLANTS  
ORIGIN, VOLUME, DELIVERED PRICE AND AS RECEIVED QUALITY

1. Reporting Month: July Year: 1996

2. Reporting Company: Tampa Electric Company

3. Name, Title & Telephone Number of Contact Person Concerning Data  
Submitted on this Form: Jeffrey Chronister, Manager Financial Reporting  
(813) - 228 - 1609

4. Signature of Official Submitting Report:

  
E.A. Townes, Assistant Controller

6. Date Completed: September 13, 1996

Line No. (a)	Plant Name (b)	Supplier Name (c)	Shipping Point (d)	Purchase Type (e)	Delivery Location (f)	Delivery Date (g)	Type Oil (h)	Sulfur Content % (i)	BTU Content (BTU/Gal) (j)	Volume (Bbls) (k)	Delivered Price (\$/Bbl) (l)
1.	Polk	Coastal Fuels	Tampa	MTC	Polk	07-30-96	F02	*	*	2,433.78	\$26.4945
2.	Polk	Coastal Fuels	Tampa	MTC	Polk	07-31-96	F02	*	*	173.98	\$27.0189
3.	Phillips	Coastal Fuels	Tampa	LTC	Phillips	07-01-96	F06	2.27	148,500	784.87	\$20.0800
4.	Phillips	Coastal Fuels	Tampa	LTC	Phillips	07-02-96	F06	2.27	148,500	149.03	\$20.0800
5.	Phillips	Coastal Fuels	Tampa	LTC	Phillips	07-03-96	F06	2.29	149,483	1,094.43	\$20.0800
6.	Phillips	Coastal Fuels	Tampa	LTC	Phillips	07-05-96	F06	2.31	150,135	922.14	\$20.0800
7.	Phillips	Coastal Fuels	Tampa	LTC	Phillips	07-06-96	F06	2.30	150,230	151.36	\$20.0800
8.	Phillips	Coastal Fuels	Tampa	LTC	Phillips	07-08-96	F06	2.34	149,650	472.70	\$19.7100
9.	Phillips	Coastal Fuels	Tampa	LTC	Phillips	07-09-96	F06	2.34	149,650	768.44	\$19.7100
10.	Phillips	Coastal Fuels	Tampa	LTC	Phillips	07-10-96	F06	2.22	150,272	912.81	\$19.7100
11.	Phillips	Coastal Fuels	Tampa	LTC	Phillips	07-11-96	F06	2.20	150,393	472.70	\$19.7100
12.	Phillips	Coastal Fuels	Tampa	LTC	Phillips	07-12-96	F06	2.21	150,293	591.46	\$19.7100
13.	Phillips	Coastal Fuels	Tampa	LTC	Phillips	07-13-96	F06	2.21	150,195	596.12	\$19.7100
14.	Phillips	Coastal Fuels	Tampa	LTC	Phillips	07-15-96	F06	2.23	149,401	1,192.02	\$19.5500
15.	Phillips	Coastal Fuels	Tampa	LTC	Phillips	07-20-96	F06	2.27	150,120	907.64	\$19.6400
16.	Phillips	Coastal Fuels	Tampa	LTC	Phillips	07-23-96	F06	2.27	150,199	903.83	\$19.7300
17.	Phillips	Coastal Fuels	Tampa	LTC	Phillips	07-25-96	F06	2.27	150,358	1,049.13	\$19.7300
18.	Phillips	Coastal Fuels	Tampa	LTC	Phillips	07-26-96	F06	2.21	149,948	1,355.74	\$19.7099
19.	Phillips	Coastal Fuels	Tampa	LTC	Phillips	07-29-96	F06	2.20	149,898	151.23	\$19.6400
20.	Phillips	Coastal Fuels	Tampa	LTC	Phillips	07-30-96	F06	2.23	150,785	751.55	\$19.6400
21.	Phillips	Coastal Fuels	Tampa	LTC	Phillips	07-31-96	F06	2.24	151,009	602.60	\$19.6400

\* No analysis Taken

FPSC Form 423-1(a)

MONTHLY REPORT OF COST AND QUALITY OF FUEL OIL FOR ELECTRIC PLANTS  
DETAIL OF INVOICE AND TRANSPORTATION CHARGES

1. Reporting Month: July Year: 1996  
2. Reporting Company: Tampa Electric Company

3. Name, Title & Telephone Number of Contact Person Concerning Data  
Submitted on this Form: Jeffrey Chronister, Manager Financial Reporting  
(813) - 228 - 1609

4. Signature of Official Submitting Report:   
E.A. Townes, Assistant Controller

6. Date Completed: September 13, 1996

Line No. (a)	Plant Name (b)	Supplier Name (c)	Delivery Location (d)	Delivery Date (e)	Type Oil (f)	Volume (Bbls) (g)	Invoice Price (\$/Bbl) (h)	Invoice Amount \$ (i)	Discount \$ (j)	Net Amount \$ (k)	Net Price (\$/Bbl) (l)	Quality Adjust. (\$/Bbl) (m)	Effective Purchase Price (\$/Bbl) (n)	Transport to Terminal (\$/Bbl) (o)	Add'l Transport Charges (\$/Bbl) (p)	Other Charges (\$/Bbl) (q)	Delivered Price (\$/Bbl) (r)
1.	Gannon	Coastal Fuels	Gannon	07-01-96	F02	153.43	\$25.5667	3,922.70	\$0.0000	3,922.70	\$25.5667	\$0.0000	\$25.5667	\$0.0000	\$0.0000	\$0.0000	\$25.5667
2.	Gannon	Coastal Fuels	Gannon	07-11-96	F02	3,606.47	\$25.6373	92,460.32	\$0.0000	92,460.32	\$25.6373	\$0.0000	\$25.6373	\$0.0000	\$0.0000	\$0.0000	\$25.6373
3.	Gannon	Coastal Fuels	Gannon	07-26-96	F02	3,456.78	\$26.7503	92,470.06	\$0.0000	92,470.06	\$26.7503	\$0.0000	\$26.7503	\$0.0000	\$0.0000	\$0.0000	\$26.7503
4.	Gannon	Coastal Fuels	Gannon	07-30-96	F02	164.69	\$26.2587	4,324.54	\$0.0000	4,324.54	\$26.2587	\$0.0000	\$26.2587	\$0.0000	\$0.0000	\$0.0000	\$26.2587
5.	Big Bend	Coastal Fuels	Big Bend	07-11-96	F02	6,644.29	\$25.6373	170,341.95	\$0.0000	170,341.95	\$25.6373	\$0.0000	\$25.6373	\$0.0000	\$0.0000	\$0.0000	\$25.6373
6.	Big Bend	Coastal Fuels	Big Bend	07-26-96	F02	6,913.25	\$26.7503	184,931.83	\$0.0000	184,931.83	\$26.7503	\$0.0000	\$26.7503	\$0.0000	\$0.0000	\$0.0000	\$26.7503
7.	Phillips	Coastal Fuels	Phillips	07-17-96	F02	521.40	\$27.0107	14,083.39	\$0.0000	14,083.39	\$27.0107	\$0.0000	\$27.0107	\$0.0000	\$0.0000	\$0.0000	\$27.0107
8.	Hookers Pt	Coastal Fuels	Hookers Pt	07-06-96	F02	117.97	\$24.8723	2,934.19	\$0.0000	2,934.19	\$24.8723	\$0.0000	\$24.8723	\$0.0000	\$0.0000	\$0.0000	\$24.8723
9.	Polk	Abyss Oil	Polk	07-15-96	F02	2,610.40	\$27.3345	71,353.96	\$0.0000	71,353.96	\$27.3345	\$0.0000	\$27.3345	\$0.0000	\$0.0000	\$0.0000	\$27.3345
10.	Polk	Abyss Oil	Polk	07-16-96	F02	2,780.60	\$27.0194	75,130.13	\$0.0000	75,130.13	\$27.0194	\$0.0000	\$27.0194	\$0.0000	\$0.0000	\$0.0000	\$27.0194
11.	Polk	Abyss Oil	Polk	07-17-96	F02	695.86	\$26.4943	18,436.34	\$0.0000	18,436.34	\$26.4943	\$0.0000	\$26.4943	\$0.0000	\$0.0000	\$0.0000	\$26.4943
12.	Polk	Abyss Oil	Polk	07-18-96	F02	1,739.31	\$26.7044	46,447.29	\$0.0000	46,447.29	\$26.7044	\$0.0000	\$26.7044	\$0.0000	\$0.0000	\$0.0000	\$26.7044
13.	Polk	Abyss Oil	Polk	07-19-96	F02	1,217.50	\$26.3894	32,129.15	\$0.0000	32,129.15	\$26.3894	\$0.0000	\$26.3894	\$0.0000	\$0.0000	\$0.0000	\$26.3894
14.	Polk	Abyss Oil	Polk	07-20-96	F02	696.14	\$26.3895	18,370.82	\$0.0000	18,370.82	\$26.3895	\$0.0000	\$26.3895	\$0.0000	\$0.0000	\$0.0000	\$26.3895
15.	Polk	Abyss Oil	Polk	07-21-96	F02	2,608.76	\$26.3895	68,843.76	\$0.0000	68,843.76	\$26.3895	\$0.0000	\$26.3895	\$0.0000	\$0.0000	\$0.0000	\$26.3895
16.	Polk	Abyss Oil	Polk	07-22-96	F02	347.86	\$26.2842	9,143.23	\$0.0000	9,143.23	\$26.2842	\$0.0000	\$26.2842	\$0.0000	\$0.0000	\$0.0000	\$26.2842
17.	Polk	Abyss Oil	Polk	07-23-96	F02	869.69	\$26.3894	22,950.64	\$0.0000	22,950.64	\$26.3894	\$0.0000	\$26.3894	\$0.0000	\$0.0000	\$0.0000	\$26.3894
18.	Polk	Abyss Oil	Polk	07-24-96	F02	1,558.21	\$26.3895	41,120.41	\$0.0000	41,120.41	\$26.3895	\$0.0000	\$26.3895	\$0.0000	\$0.0000	\$0.0000	\$26.3895
19.	Polk	Abyss Oil	Polk	07-25-96	F02	4,900.25	\$26.5994	130,343.59	\$0.0000	130,343.59	\$26.5994	\$0.0000	\$26.5994	\$0.0000	\$0.0000	\$0.0000	\$26.5994
20.	Polk	Abyss Oil	Polk	07-26-96	F02	4,560.53	\$26.2844	119,870.81	\$0.0000	119,870.81	\$26.2844	\$0.0000	\$26.2844	\$0.0000	\$0.0000	\$0.0000	\$26.2844
21.	Polk	Abyss Oil	Polk	07-27-96	F02	5,574.86	\$26.2844	146,532.00	\$0.0000	146,532.00	\$26.2844	\$0.0000	\$26.2844	\$0.0000	\$0.0000	\$0.0000	\$26.2844
22.	Polk	Abyss Oil	Polk	07-28-96	F02	5,751.95	\$26.2845	151,186.85	\$0.0000	151,186.85	\$26.2845	\$0.0000	\$26.2845	\$0.0000	\$0.0000	\$0.0000	\$26.2845
23.	Polk	Abyss Oil	Polk	07-29-96	F02	4,188.22	\$26.2844	110,084.87	\$0.0000	110,084.87	\$26.2844	\$0.0000	\$26.2844	\$0.0000	\$0.0000	\$0.0000	\$26.2844

MONTHLY REPORT OF COST AND QUALITY OF FUEL OIL FOR ELECTRIC PLANTS  
DETAIL OF INVOICE AND TRANSPORTATION CHARGES

3. Name, Title & Telephone Number of Contact Person Concerning Data  
Submitted on this Form: Jeffrey Chronister, Manager Financial Reporting  
(813) - 228 - 1609

1. Reporting Month: July Year: 1996

2. Reporting Company: Tampa Electric Company

4. Signature of Official Submitting Report: 

E.A. Townes, Assistant Controller

6. Date Completed: September 13, 1996

Line No. (a)	Plant Name (b)	Supplier Name (c)	Delivery Location (d)	Delivery Date (e)	Type Oil (f)	Volume (Bbls) (g)	Invoice Price (\$/Bbl) (h)	Invoice Amount \$ (i)	Discount \$ (j)	Net Amount \$ (k)	Net Price (\$/Bbl) (l)	Quality Adjust. (\$/Bbl) (m)	Effective Purchase Price (\$/Bbl) (n)	Transport to Terminal (\$/Bbl) (o)	Add'l Transport Charges (\$/Bbl) (p)	Other Charges (\$/Bbl) (q)	Delivered Price (\$/Bbl) (r)
1.	Polk	Coastal Fuels	Polk	07-30-96	F02	2,433.78	\$26.4945	64,481.79	0.0000	64,481.79	\$26.4945	\$0.0000	\$26.4945	\$0.0000	\$0.0000	\$0.0000	\$26.4945
2.	Polk	Coastal Fuels	Polk	07-31-96	F02	173.98	\$27.0189	4,700.74	0.0000	4,700.74	\$27.0189	\$0.0000	\$27.0189	\$0.0000	\$0.0000	\$0.0000	\$27.0189
3.	Phillips	Coastal Fuels	Phillips	07-01-96	F06	784.87	\$20.0800	15,760.19	0.0000	15,760.19	\$20.0800	\$0.0000	\$20.0800	\$0.0000	\$0.0000	\$0.0000	\$20.0800
4.	Phillips	Coastal Fuels	Phillips	07-02-96	F06	149.03	\$20.0800	2,992.52	0.0000	2,992.52	\$20.0800	\$0.0000	\$20.0800	\$0.0000	\$0.0000	\$0.0000	\$20.0800
5.	Phillips	Coastal Fuels	Phillips	07-03-96	F06	1,094.43	\$20.0800	21,976.16	0.0000	21,976.16	\$20.0800	\$0.0000	\$20.0800	\$0.0000	\$0.0000	\$0.0000	\$20.0800
6.	Phillips	Coastal Fuels	Phillips	07-05-96	F06	922.14	\$20.0800	18,516.56	0.0000	18,516.56	\$20.0800	\$0.0000	\$20.0800	\$0.0000	\$0.0000	\$0.0000	\$20.0800
7.	Phillips	Coastal Fuels	Phillips	07-06-96	F06	151.36	\$20.0800	3,039.31	0.0000	3,039.31	\$20.0800	\$0.0000	\$20.0800	\$0.0000	\$0.0000	\$0.0000	\$20.0800
8.	Phillips	Coastal Fuels	Phillips	07-08-96	F06	472.70	\$19.7100	9,316.91	0.0000	9,316.91	\$19.7100	\$0.0000	\$19.7100	\$0.0000	\$0.0000	\$0.0000	\$19.7100
9.	Phillips	Coastal Fuels	Phillips	07-09-96	F06	768.44	\$19.7100	15,145.95	0.0000	15,145.95	\$19.7100	\$0.0000	\$19.7100	\$0.0000	\$0.0000	\$0.0000	\$19.7100
10.	Phillips	Coastal Fuels	Phillips	07-10-96	F06	912.81	\$19.7100	17,991.49	0.0000	17,991.49	\$19.7100	\$0.0000	\$19.7100	\$0.0000	\$0.0000	\$0.0000	\$19.7100
11.	Phillips	Coastal Fuels	Phillips	07-11-96	F06	472.70	\$19.7100	9,316.91	0.0000	9,316.91	\$19.7100	\$0.0000	\$19.7100	\$0.0000	\$0.0000	\$0.0000	\$19.7100
12.	Phillips	Coastal Fuels	Phillips	07-12-96	F06	591.46	\$19.7100	11,657.68	0.0000	11,657.68	\$19.7100	\$0.0000	\$19.7100	\$0.0000	\$0.0000	\$0.0000	\$19.7100
13.	Phillips	Coastal Fuels	Phillips	07-13-96	F06	596.12	\$19.7100	11,749.52	0.0000	11,749.52	\$19.7100	\$0.0000	\$19.7100	\$0.0000	\$0.0000	\$0.0000	\$19.7100
14.	Phillips	Coastal Fuels	Phillips	07-15-96	F06	1,192.02	\$19.5500	23,304.00	0.0000	23,304.00	\$19.5500	\$0.0000	\$19.5500	\$0.0000	\$0.0000	\$0.0000	\$19.5500
15.	Phillips	Coastal Fuels	Phillips	07-20-96	F06	907.64	\$19.6400	17,826.03	0.0000	17,826.03	\$19.6400	\$0.0000	\$19.6400	\$0.0000	\$0.0000	\$0.0000	\$19.6400
16.	Phillips	Coastal Fuels	Phillips	07-23-96	F06	903.83	\$19.7300	17,832.57	0.0000	17,832.57	\$19.7300	\$0.0000	\$19.7300	\$0.0000	\$0.0000	\$0.0000	\$19.7300
17.	Phillips	Coastal Fuels	Phillips	07-25-96	F06	1,049.13	\$19.7300	20,699.33	0.0000	20,699.33	\$19.7300	\$0.0000	\$19.7300	\$0.0000	\$0.0000	\$0.0000	\$19.7300
18.	Phillips	Coastal Fuels	Phillips	07-26-96	F06	1,355.74	\$19.7099	26,721.50	0.0000	26,721.50	\$19.7099	\$0.0000	\$19.7099	\$0.0000	\$0.0000	\$0.0000	\$19.7099
19.	Phillips	Coastal Fuels	Phillips	07-29-96	F06	151.23	\$19.6400	2,970.15	0.0000	2,970.15	\$19.6400	\$0.0000	\$19.6400	\$0.0000	\$0.0000	\$0.0000	\$19.6400
20.	Phillips	Coastal Fuels	Phillips	07-30-96	F06	751.55	\$19.6400	14,760.42	0.0000	14,760.42	\$19.6400	\$0.0000	\$19.6400	\$0.0000	\$0.0000	\$0.0000	\$19.6400
21.	Phillips	Coastal Fuels	Phillips	07-31-96	F06	602.60	\$19.6400	11,835.04	0.0000	11,835.04	\$19.6400	\$0.0000	\$19.6400	\$0.0000	\$0.0000	\$0.0000	\$19.6400

MONTHLY REPORT OF COST AND QUALITY OF FUEL OIL FOR ELECTRIC PLANTS  
 REPORT OF ADJUSTMENTS TO PREVIOUS OIL DELIVERIES

1. Reporting Month: July Year: 1996

2. Reporting Company: Tampa Electric Company

3. Name, Title & Telephone Number of Contact Person Concerning Data  
 Submitted on this Form: Jeffrey Chronister, Manager Financial Reporting  
 (813) - 228 - 1609

4. Signature of Official Submitting Report:   
 E.A. Townes, Assistant Controller

6. Date Completed: September 13, 1996

Line No. (a)	Month Reported (b)	Form Plant Name (c)	Supplier (d)	Original Line Number (e)	Old Volume (Bbls) (f)	Form No. (g)	Column Designator & Title (h)	Old Value (i)	New Value (j)	New Delivered Price (k)	Reason for Revision (l)
1.	NONE										
2.											
3.											
4.											
5.											
6.											
7.											
8.											
9.											
10.											
11.											
12.											
13.											
14.											
15.											

FPSC Form 423-2

MONTHLY REPORT OF COST AND QUALITY OF COAL FOR ELECTRIC PLANTS  
ORIGIN, TONNAGE, DELIVERED PRICE AND AS RECEIVED QUALITY

1. Reporting Month: July Year: 1996

2. Reporting Company: Tampa Electric Company

3. Plant Name: Electro-Coal Transfer Facility - Big Bend Station (1)

4. Name, Title & Telephone Number of Contact Person Concerning Data  
Submitted on this Form: Jeffrey Chronister, Manager Financial Reporting  
(813) 228 - 1609

5. Signature of Official Submitting Form: 

E.A. Townes, Assistant Controller

6. Date Completed: September 13, 1996

Line No. (a)	Supplier Name (b)	Mine Location (c)	Purchase Type (d)	Transport Mode (e)	Tons (f)	Effective Purchase Price (\$/Ton) (g)	Total Transport Charges (\$/Ton) (h)	Delivered Price Transfer Facility (\$/Ton) (i)	As Received Coal Quality			
									Sulfur Content % (j)	BTU Content (BTU/lb) (k)	Ash Content % (l)	Moisture Content % (m)
1.	Zeigler Coal	10,IL,145,157	LTC	RB	75,552.90	\$43.650	\$0.000	\$43.650	3.00	11,076	9.50	12.40
2.	Peabody Development	9,KY,101	LTC	RB	33,840.50	\$20.550	\$9.384	\$29.934	2.53	11,292	8.06	13.30
3.	Peabody Development	10,IL,165	LTC	RB	10,782.30	\$30.850	\$8.604	\$39.454	1.86	12,299	8.19	8.96
4.	Green Coal	9,KY,101	S	RB	10,822.85	\$17.560	\$9.384	\$26.944	2.60	11,035	9.60	13.10
5.	Consolidation Coal	9,KY,225	S	RB	4,496.30	\$20.000	\$8.684	\$28.684	2.90	12,003	6.30	11.10
6.	Pyramid	9,KY,183	S	RB	1,484.90	\$17.325	\$9.644	\$26.969	2.90	11,663	8.50	12.00
7.	Consolidation Coal	9,KY,225	S	RB	32,195.20	\$20.500	\$8.684	\$29.184	2.75	11,941	6.04	11.48
8.	Oxbow Carbon	N/A	S	RB	4,740.40	\$22.000	\$0.000	\$22.000	4.80	13,779	0.30	10.70
9.	PT Adaro	55,Indonesia,999	LTC	OB	146,688.00	\$29.350	\$0.000	\$29.350	0.10	9,392	1.48	25.66

\* No Analysis Taken

(1) As Electro-Coal Transfer Facility is a central storage site for coal prior to its delivery to the power plant, the coal from suppliers noted on this schedule is usually delivered to Big Bend Station but could ultimately be delivered to Gannon Station.

FPSC Form 423-2(a)

MONTHLY REPORT OF COST AND QUALITY OF COAL FOR ELECTRIC PLANTS  
DETAILED PURCHASED COAL INVOICE INFORMATION

1. Reporting Month: July Year: 1996

2. Reporting Company: Tampa Electric Company

3. Plant Name: Electro-Coal Transfer Facility - Big Bend Station (1)

4. Name, Title & Telephone Number of Contact Person Concerning Data  
Submitted on this Form: Jeffrey Chronister, Manager Financial Reporting  
(813) - 228 - 1609

5. Signature of Official Submitting Form:

  
E.A. Townes, Assistant Controller

6. Date Completed: September 13, 1996

Line No. (a)	Supplier Name (b)	Mine Location (c)	Purchase Type (d)	Tons (e)	F.O.B.(2) Mine Price (\$/Ton) (f)	Shorthaul & Loading Charges (\$/Ton) (g)	Original Invoice Price (\$/Ton) (h)	Price Adjustments (\$/Ton) (i)	Retro- active Price (\$/Ton) (j)	Base Price (\$/Ton) (k)	Quality Adjust- ments (\$/Ton) (l)	Effective Purchase Price (\$/Ton) (m)
1.	Zeigler Coal	10,IL,145,157	LTC	75,552.90	N/A	\$0.00	\$43,650	\$0.000	\$43,650	\$0.000	\$0.000	\$43,650
2.	Peabody Development	9,KY,101	LTC	33,840.50	N/A	\$0.00	\$20,550	\$0.000	\$20,550	\$0.000	\$0.000	\$20,550
3.	Peabody Development	10,IL,165	LTC	10,782.30	N/A	\$0.00	\$30,850	\$0.000	\$30,850	\$0.000	\$0.000	\$30,850
4.	Green Coal	9,KY,101	S	10,822.85	N/A	\$0.00	\$17,560	\$0.000	\$17,560	\$0.000	\$0.000	\$17,560
5.	Consolidation Coal	9,KY,225	S	4,496.30	N/A	\$0.00	\$20,000	\$0.000	\$20,000	\$0.000	\$0.000	\$20,000
6.	Pyramid	9,KY,183	S	1,484.90	N/A	\$0.00	\$17,500	(\$0.175)	\$17,325	\$0.000	\$0.000	\$17,325
7.	Consolidation Coal	9,KY,225	S	32,195.20	N/A	\$0.00	\$20,500	\$0.000	\$20,500	\$0.000	\$0.000	\$20,500
8.	Oxbow Carbon	N/A	S	4,740.40	N/A	\$0.00	\$22,000	\$0.000	\$22,000	\$0.000	\$0.000	\$22,000
9.	PT Adaro	55,Indonesia,999	LTC	146,688.00	N/A	\$0.00	\$29,350	\$0.000	\$29,350	\$0.000	\$0.000	\$29,350

(1) As Electro-Coal Transfer Facility is a central storage site for coal prior to its delivery to the power plant, the coal from suppliers noted on this schedule is usually delivered to Big Bend Station but could ultimately be delivered to Gannon Station.

(2) Tampa Electric purchases coal F.O.B. shipping point or F.O.B. destination.



FPSC Form 423-2(b)

MONTHLY REPORT OF COST AND QUALITY OF COAL FOR ELECTRIC PLANTS  
DETAIL OF TRANSPORTATION CHARGES

1. Reporting Month: July Year: 1996

2. Reporting Company: Tampa Electric Company

3. Plant Name: Electro-Coal Transfer Facility - Big Bend Station (1)

4. Name, Title & Telephone Number of Contact Person Concerning Data  
Submitted on this Form: Jeffrey Chronister, Manager Financial Reporting  
(813) 228 - 1609

5. Signature of Official Submitting Form: 

E.A. Townes, Assistant Controller

6. Date Completed: September 13, 1996

Line No. (a)	Supplier Name (b)	Mine Location (c)	Shipping Point (d)	Transport Mode (e)	Tons (f)	(2) Effective Purchase Price (\$/Ton) (g)	Add'l Shorthaul & Loading Charges (\$/Ton) (h)	Rail Charges		Waterborne Charges					Total Transportation Charges (\$/Ton) (p)	Delivered Price Transfer Facility (\$/Ton) (q)	
								Rail Rate (\$/Ton) (i)	Other Rail Charges (\$/Ton) (j)	River Barge Rate (\$/Ton) (k)	Trans-loading Rate (\$/Ton) (l)	Ocean Barge Rate (\$/Ton) (m)	Other Water Charges (\$/Ton) (n)	Other Related Charges (\$/Ton) (o)			
1.	Zeigler Coal	10,IL,145,157	Randolph & Perry Cnty, IL	RB	75,552.90	\$43.650	\$0.000	\$0.000	\$0.000	\$0.000	\$0.000	\$0.000	\$0.000	\$0.000	\$0.000	\$0.000	\$43.650
2.	Peabody Development	9,KY,101	Henderson Cnty, KY	RB	33,840.50	\$20.550	\$0.000	\$0.000	\$0.000	\$9.384	\$0.000	\$0.000	\$0.000	\$0.000	\$0.000	\$9.384	\$29.934
3.	Peabody Development	10,IL,165	Saline Cnty, IL	RB	10,782.30	\$30.850	\$0.000	\$0.000	\$0.000	\$8.604	\$0.000	\$0.000	\$0.000	\$0.000	\$0.000	\$8.604	\$39.454
4.	Green Coal	9,KY,101	Henderson Cnty, KY	RB	10,822.85	\$17.560	\$0.000	\$0.000	\$0.000	\$9.384	\$0.000	\$0.000	\$0.000	\$0.000	\$0.000	\$9.384	\$26.944
5.	Consolidation Coal	9,KY,225	Union Cnty, KY	RB	4,496.30	\$20.000	\$0.000	\$0.000	\$0.000	\$8.684	\$0.000	\$0.000	\$0.000	\$0.000	\$0.000	\$8.684	\$28.684
6.	Pyramld	9,KY,183	Ohio Cnty, KY	RB	1,484.90	\$17.325	\$0.000	\$0.000	\$0.000	\$9.644	\$0.000	\$0.000	\$0.000	\$0.000	\$0.000	\$9.644	\$26.969
7.	Consolidation Coal	9,KY,225	Union Cnty, KY	RB	32,195.20	\$20.500	\$0.000	\$0.000	\$0.000	\$8.684	\$0.000	\$0.000	\$0.000	\$0.000	\$0.000	\$8.684	\$29.184
8.	Oxbow Carbon	N/A	N/A	RB	4,740.40	\$22.000	\$0.000	\$0.000	\$0.000	\$0.000	\$0.000	\$0.000	\$0.000	\$0.000	\$0.000	\$0.000	\$22.000
9.	PT Adaro	55,Indonesia,999	Tanjung District, South Dalimantan, Indonesia	OB	146,688.00	\$29.350	\$0.000	\$0.000	\$0.000	\$0.000	\$0.000	\$0.000	\$0.000	\$0.000	\$0.000	\$0.000	\$29.350

(1) As Electro-Coal Transfer Facility is a central storage site for coal prior to its delivery to the power plant, the coal from suppliers noted on this schedule is usually delivered to Big Bend Station but could ultimately be delivered to Gannon Station.

(2) Tampa Electric purchases coal F.O.B. shipping point or F.O.B. destination.

FPSC Form 423-2

MONTHLY REPORT OF COST AND QUALITY OF COAL FOR ELECTRIC PLANTS  
ORIGIN, TONNAGE, DELIVERED PRICE AND AS RECEIVED QUALITY

- 1. Reporting Month: July Year: 1996
- 2. Reporting Company: Tampa Electric Company
- 3. Plant Name: Electro-Coal Transfer Facility - Gannon Station (1)

- 4. Name, Title & Telephone Number of Contact Person Concerning Data  
Submitted on this Form: Jeffrey Chronister, Manager Financial Reporting  
(813) 228 - 1609
- 5. Signature of Official Submitting Form: *E.A. Townes*  
E.A. Townes, Assistant Controller
- 6. Date Completed: September 13, 1996

Line No. (a)	Supplier Name (b)	Mine Location (c)	Purchase Type (d)	Transport Mode (e)	Tons (f)	Effective Purchase Price (\$/Ton) (g)	Total Transport Charges (\$/Ton) (h)	Delivered Price Transfer Facility (\$/Ton) (i)	As Received Coal Quality			
									Sulfur Content % (j)	BTU Content (BTU/lb) (k)	Ash Content % (l)	Moisture Content % (m)
1.	Kerr McGee	10,IL,165	S	RB	144,966.00	\$26.000	\$8.404	\$34.404	1.30	12,179	6.31	10.84
2.	Mapco	10,IL,059	LTC	RB	12,521.50	\$31.890	\$8.604	\$40.494	2.80	12,854	8.80	6.00
3.	Powder River Coal	19,WY,5	S	R&B	42,323.18	\$4.090	\$21.304	\$25.394	0.22	8,885	4.40	26.93
4.	Sugar Camp	10,IL,059	S	RB	18,885.90	\$23.180	\$8.604	\$31.784	2.80	12,788	9.10	6.40
5.	Jader Fuel Co	10,IL,165	S	RB	13,556.20	\$24.077	\$8.604	\$32.681	3.10	13,003	9.80	4.80
6.	Mapco	9,KY,233	S	RB	22,801.60	\$25.000	\$8.694	\$33.694	2.90	12,431	8.20	8.37

(1) As Electro-Coal Transfer Facility is a central storage site for coal prior to its delivery to the power plant, the coal from suppliers noted on this schedule is usually delivered to Gannon Station but could ultimately be delivered to Big Bend Station.

FPSC Form 423-2(a)

MONTHLY REPORT OF COST AND QUALITY OF COAL FOR ELECTRIC PLANTS  
DETAILED PURCHASED COAL INVOICE INFORMATION

1. Reporting Month: July Year: 1996

2. Reporting Company: Tampa Electric Company

3. Plant Name: Electro-Coal Transfer Facility - Gannon Station (1)

4. Name, Title & Telephone Number of Contact Person Concerning Data  
Submitted on this Form: Jeffrey Chronister, Manager Financial Reporting  
(813) 228 - 1609

5. Signature of Official Submitting Form:



E.A. Townes, Assistant Controller

6. Date Completed: September 13, 1996

Line No. (a)	Supplier Name (b)	Mine Location (c)	Purchase Type (d)	Tons (e)	F.O.B.(2) Mine Price (\$/Ton) (f)	Shorthaul & Loading Charges (\$/Ton) (g)	Original Invoice Price (\$/Ton) (h)	Retro- active Price Adjustments (\$/Ton) (i)	Base Price (\$/Ton) (j)	Quality Adjust- ments (\$/Ton) (k)	Effective Purchase Price (\$/Ton) (l)
1.	Kerr McGee	10,IL,165	S	144,966.00	N/A	\$0.000	\$26.000	\$0.000	\$26.000	\$0.000	\$26.000
2.	Mapco	10,IL,059	LTC	12,521.50	N/A	\$0.000	\$31.890	\$0.000	\$31.890	\$0.000	\$31.890
3.	Powder River Coal	19,WY,5	S	42,323.18	N/A	\$0.000	\$4.090	\$0.000	\$4.090	\$0.000	\$4.090
4.	Sugar Camp	10,IL,059	S	18,885.90	N/A	\$0.000	\$23.000	\$0.000	\$23.000	\$0.180	\$23.180
5.	Jader Fuel Co	10,IL,165	S	13,556.20	N/A	\$0.000	\$24.077	\$0.000	\$24.077	\$0.033	\$24.110
6.	Mapco	9,KY,233	S	22,801.60	N/A	\$0.000	\$25.000	\$0.000	\$25.000	\$0.000	\$25.000

(1) As Electro-Coal Transfer Facility is a central storage site for coal prior to its delivery to the power plant, the coal from suppliers noted on this schedule is usually delivered to Gannon Station but could ultimately be delivered to Big Bend Station.

(2) Tampa Electric purchases coal F.O.B. shipping point or F.O.B. destination.

FPSC Form 423-2(b)


MONTHLY REPORT OF COST AND QUALITY OF COAL FOR ELECTRIC PLANTS  
DETAIL OF TRANSPORTATION CHARGES

1. Reporting Month: July Year: 1996

2. Reporting Company: Tampa Electric Company

3. Plant Name: Electro-Coal Transfer Facility - Gannon Station (1)

4. Name, Title & Telephone Number of Contact Person Concerning Data  
Submitted on this Form: Jeffrey Chronister, Manager Financial Reporting  
(813) 228 - 1609

5. Signature of Official Submitting Form:   
E.A. Townes, Assistant Controller

6. Date Completed: September 13, 1996

Line No. (a)	Supplier Name (b)	Mine Location (c)	Shipping Point (d)	Transport Mode (e)	Tons (f)	(2) Effective Purchase Price (\$/Ton) (g)	Add'l Shorthaul & Loading Charges (\$/Ton) (h)	Rail Charges		Waterborne Charges					Total Transportation Charges (\$/Ton) (p)	Delivered Price Transfer Facility (\$/Ton) (q)
								Rail Rate (\$/Ton) (i)	Other Rail Charges (\$/Ton) (j)	River Barge Rate (\$/Ton) (k)	Trans-loading Rate (\$/Ton) (l)	Ocean Barge Rate (\$/Ton) (m)	Other Water Charges (\$/Ton) (n)	Other Related Charges (\$/Ton) (o)		
1.	Kerr McGee	10,IL,165	Saline Cnty, IL	RB	144,966.00	\$26.000	\$0.000	\$0.000	\$0.000	\$8.404	\$0.000	\$0.000	\$0.000	\$0.000	\$8.404	\$34.404
2.	Mapco	10,IL,059	Gallatin Cnty, IL	RB	12,521.50	\$31.890	\$0.000	\$0.000	\$0.000	\$8.604	\$0.000	\$0.000	\$0.000	\$0.000	\$8.604	\$40.494
3.	Powder River Coal	19,WY,5	Campbell Cnty, WY	R&B	42,323.18	\$4.090	\$0.000	\$12.900	\$0.000	\$8.404	\$0.000	\$0.000	\$0.000	\$0.000	\$21.304	\$25.394
4.	Sugar Camp	10,IL,059	Gallatin Cnty, IL	RB	18,885.90	\$23.180	\$0.000	\$0.000	\$0.000	\$8.604	\$0.000	\$0.000	\$0.000	\$0.000	\$8.604	\$31.784
5.	Jader Fuel Co	10,IL,165	Saline Cnty, IL	RB	13,556.20	\$24.110	\$0.000	\$0.000	\$0.000	\$8.604	\$0.000	\$0.000	\$0.000	\$0.000	\$8.604	\$32.714
6.	Mapco	9,KY,233	Webster Cnty, KY	RB	22,801.60	\$25.000	\$0.000	\$0.000	\$0.000	\$8.694	\$0.000	\$0.000	\$0.000	\$0.000	\$8.694	\$33.694

(1) As Electro-Coal Transfer Facility is a central storage site for coal prior to its delivery to the power plant, the coal from suppliers noted on this schedule is usually delivered to Gannon Station but could ultimately be delivered to Big Bend Station.

(2) Tampa Electric purchases coal F.O.B. shipping point or F.O.B. destination.

FPSC Form 423-2

MONTHLY REPORT OF COST AND QUALITY OF COAL FOR ELECTRIC PLANTS  
ORIGIN, TONNAGE, DELIVERED PRICE AND AS RECEIVED QUALITY

1. Reporting Month: July Year: 1996

2. Reporting Company: Tampa Electric Company

3. Plant Name: Electro-Coal Transfer Facility - Polk Station (1)

4. Name, Title & Telephone Number of Contact Person Concerning Data  
Submitted on this Form: Jeffrey Chronister, Manager Financial Reporting  
(813) 228 - 1609

5. Signature of Official Submitting Form: *E.A. Townes*  
E.A. Townes, Assistant Controller

6. Date Completed: September 13, 1996

Line No. (a)	Supplier Name (b)	Mine Location (c)	Purchase Type (d)	Transport Mode (e)	Tons (f)	Effective Purchase Price (\$/Ton) (g)	Total Transport Charges (\$/Ton) (h)	Delivered Price Transfer Facility (\$/Ton) (i)	As Received Coal Quality			
									Sulfur Content % (j)	BTU Content (BTU/lb) (k)	Ash Content % (l)	Moisture Content % (m)
1.	Consolidation Coal	3,W. Va,61	S	RB	8,086.88	\$34.600	\$0.000	\$34.600	2.40	13,184	7.30	6.20

(1) As Electro-Coal Transfer Facility is a central storage site for coal prior to its delivery to the power plant, the coal from suppliers noted on this schedule is usually delivered to Polk Station but could ultimately be delivered to Gannon and Big Bend Station.

FPSC Form 423-2(a)


MONTHLY REPORT OF COST AND QUALITY OF COAL FOR ELECTRIC PLANTS  
DETAILED PURCHASED COAL INVOICE INFORMATION

1. Reporting Month: July Year: 1996

2. Reporting Company: Tampa Electric Company

3. Plant Name: Electro-Coal Transfer Facility - Polk Station (1)

4. Name, Title & Telephone Number of Contact Person Concerning Data  
Submitted on this Form: Jeffrey Chronister, Manager Financial Reporting  
(813) - 228 - 1609

5. Signature of Official Submitting Form:   
E.A. Townes, Assistant Controller

6. Date Completed: September 13, 1996

Line No. (a)	Supplier Name (b)	Mine Location (c)	Purchase Type (d)	Tons (e)	F.O.B. Mine Price (\$/Ton) (f)	Shorthaul & Loading Charges (\$/Ton) (g)	Original Invoice Price (\$/Ton) (h)	Retro-active Price Adjustments (\$/Ton) (i)	Base Price (\$/Ton) (j)	Quality Adjustments (\$/Ton) (k)	Effective Purchase Price (\$/Ton) (l)
1.	Consolidation Coal	3,W. Va,61	S	8,086.88	N/A	\$0.00	\$34.600	\$0.000	\$34.600	\$0.000	\$34.600

(1) As Electro-Coal Transfer Facility is a central storage site for coal prior to its delivery to the power plant, the coal from suppliers noted on this schedule is usually delivered to Polk Station but could ultimately be delivered to Gannon and Big Bend Station.

FPSC Form 423-2(b)

MONTHLY REPORT OF COST AND QUALITY OF COAL FOR ELECTRIC PLANTS  
DETAIL OF TRANSPORTATION CHARGES

- 1. Reporting Month: July Year: 1996
- 2. Reporting Company: Tampa Electric Company
- 3. Plant Name: Electro-Coal Transfer Facility - Polk Station (1)

4. Name, Title & Telephone Number of Contact Person Concerning Data  
Submitted on this Form: Jeffrey Chronister, Manager Financial Reporting  
(813) 228 - 1609

5. Signature of Official Submitting Form:   
E.A. Townes, Assistant Controller

6. Date Completed: September 13, 1996

Line No. (a)	Supplier Name (b)	Mine Location (c)	Shipping Point (d)	Transport Mode (e)	Tons (f)	(2) Effective Purchase Price (\$/Ton) (g)	Add'l Shorthaul & Loading Charges (\$/Ton) (h)	Rail Charges		Waterborne Charges					Total Transportation Charges (\$/Ton) (p)	Delivered Price Transfer Facility (\$/Ton) (q)	
								Rail Rate (\$/Ton) (i)	Other Rail Charges (\$/Ton) (j)	River Barge Rate (\$/Ton) (k)	Trans-loading Rate (\$/Ton) (l)	Ocean Barge Rate (\$/Ton) (m)	Other Water Charges (\$/Ton) (n)	Other Related Charges (\$/Ton) (o)			
1.	Consolidation Coal	3,W. Va,61	Monongalia Cnty, W.Va	RB	8,086.88	\$34.600	\$0.000	\$0.000	\$0.000	\$0.000	\$0.000	\$0.000	\$0.000	\$0.000	\$0.000	\$0.000	\$34.600

(1) As Electro-Coal Transfer Facility is a central storage site for coal prior to its delivery to the power plant, the coal from suppliers noted on this schedule is usually delivered to Polk Station but could ultimately be delivered to Gannon and Big Bend Station.

FPSC Form 423-2

MONTHLY REPORT OF COST AND QUALITY OF COAL FOR ELECTRIC PLANTS  
ORIGIN, TONNAGE, DELIVERED PRICE AND AS RECEIVED QUALITY

1. Reporting Month: July Year: 1996

2. Reporting Company: Tampa Electric Company

3. Plant Name: Big Bend Station

4. Name, Title & Telephone Number of Contact Person Concerning Data  
Submitted on this Form: Jeffrey Chronister, Manager Financial Reporting  
(813) 228 - 1609

5. Signature of Official Submitting Form:   
E.A. Townes, Assistant Controller

6. Date Completed: September 13, 1996

Line No. (a)	Supplier Name (b)	Mine Location (c)	Purchase Type (d)	Transport Mode (e)	Tons (f)	Effective Purchase Price (\$/Ton) (g)	Total Transport Charges (\$/Ton) (h)	FOB Plant Price (\$/Ton) (i)	As Received Coal Quality			
									Sulfur Content % (j)	BTU Content (BTU/lb) (k)	Ash Content % (l)	Moisture Content % (m)
1.	Transfer Facility	N/A	N/A	OB	359,031.00	\$33.641	\$8.265	\$41.906	2.41	11,337	7.18	12.91



FPSC Form 423-2(a)

MONTHLY REPORT OF COST AND QUALITY OF COAL FOR ELECTRIC PLANTS  
DETAILED PURCHASED COAL INVOICE INFORMATION

1. Reporting Month: July Year: 1996

2. Reporting Company: Tampa Electric Company

3. Plant Name: Big Bend Station

4. Name, Title & Telephone Number of Contact Person Concerning Data  
Submitted on this Form: Jeffrey Chronister, Manager Financial Reporting  
(813) 228 - 1609

5. Signature of Official Submitting Form: \_\_\_\_\_

*E.A. Townes*  
E.A. Townes, Assistant Controller

6. Date Completed: September 13, 1996


Line No. (a)	Supplier Name (b)	Mine Location (c)	Purchase Type (d)	Tons (e)	F.O.B. Mine Price (\$/Ton) (f)	Shorthaul & Loading Charges (\$/Ton) (g)	Original Invoice Price (\$/Ton) (h)	Retro-active Price Adjustments (\$/Ton) (i)	Base Price (\$/Ton) (j)	Quality Adjustments (\$/Ton) (k)	Effective Purchase Price (\$/Ton) (l)
1.	Transfer Facility	N/A	N/A	359,031.00	N/A	\$0.000	\$33.641	\$0.000	\$33.641	\$0.000	\$33.641

FPSC Form 423-2(b)

MONTHLY REPORT OF COST AND QUALITY OF COAL FOR ELECTRIC PLANTS  
DETAIL OF TRANSPORTATION CHARGES

- 1. Reporting Month: July Year: 1996
- 2. Reporting Company: Tampa Electric Company
- 3. Plant Name: Big Bend Station

4. Name, Title & Telephone Number of Contact Person Concerning Data  
Submitted on this Form: Jeffrey Chronister, Manager Financial Reporting  
(813) 228 - 1609

5. Signature of Official Submitting Form:   
E.A. Townes, Assistant Controller

6. Date Completed: September 13, 1996

Line No. (a)	Supplier Name (b)	Mine Location (c)	Shipping Point (d)	Transport Mode (e)	Tons (f)	Effective Purchase Price (\$/Ton) (g)	Add'l Shorthaul & Loading Charges (\$/Ton) (h)	Rail Charges		Waterborne Charges					Total Transportation Charges (\$/Ton) (p)	FOB Plant Price (\$/Ton) (q)	
								Rail Rate (\$/Ton) (i)	Other Rail Charges (\$/Ton) (j)	River Barge Rate (\$/Ton) (k)	Trans-loading Rate (\$/Ton) (l)	Ocean Barge Rate (\$/Ton) (m)	Other Water Charges (\$/Ton) (n)	Other Related Charges (\$/Ton) (o)			
1.	Transfer Facility	N/A	Davant, La.	OB	359,031.00	\$33.641	\$0.000	\$0.000	\$0.000	\$0.000	\$0.000	\$0.000	\$0.000	\$0.000	\$0.000	\$8.265	\$41.906

FPSC Form 423-2

MONTHLY REPORT OF COST AND QUALITY OF COAL FOR ELECTRIC PLANTS  
ORIGIN, TONNAGE, DELIVERED PRICE AND AS RECEIVED QUALITY

- 1. Reporting Month: July Year: 1996
- 2. Reporting Company: Tampa Electric Company
- 3. Plant Name: Gannon Station

4. Name, Title & Telephone Number of Contact Person Concerning Data  
Submitted on this Form: Jeffrey Chronister, Manager Financial Reporting  
(813) 228 - 1609

5. Signature of Official Submitting Form:   
E.A. Townes, Assistant Controller

6. Date Completed: September 13, 1996

Line No. (a)	Supplier Name (b)	Mine Location (c)	Purchase Type (d)	Transport Mode (e)	Tons (f)	Effective Purchase Price (\$/Ton) (g)	Total Transport Charges (\$/Ton) (h)	FOB Plant Price (\$/Ton) (i)	As Received Coal Quality			
									Sulfur Content % (j)	BTU Content (BTU/lb) (k)	Ash Content % (l)	Moisture Content % (m)
1.	Transfer Facility	N/A	N/A	OB	169,583.00	\$31.409	\$8.262	\$39.671	1.04	10,654	6.31	17.95
2.	Gatliff Coal	8,KY,235	LTC	UR	81,899.00	\$41.690	\$18.219	\$59.909	1.03	12,580	6.64	8.93
3.	Gatliff Coal	8,KY,195	LTC	UR	33,415.00	\$41.690	\$18.768	\$60.458	1.38	12,886	8.54	5.42

\* No Analysis Taken

FPSC Form 423-2(a)

MONTHLY REPORT OF COST AND QUALITY OF COAL FOR ELECTRIC PLANTS  
DETAILED PURCHASED COAL INVOICE INFORMATION

1. Reporting Month: July Year: 1996

2. Reporting Company: Tampa Electric Company

3. Plant Name: Gannon Station

4. Name, Title & Telephone Number of Contact Person Concerning Data  
Submitted on this Form: Jeffrey Chronister, Manager Financial Reporting  
(813) 228 - 1609

5. Signature of Official Submitting Form:

  
E.A. Townes, Assistant Controller

6. Date Completed: September 13, 1996

Line No. (a)	Supplier Name (b)	Mine Location (c)	Purchase Type (d)	Tons (e)	F.O.B. Mine Price (\$/Ton) (f)	Shorthaul & Loading Charges (\$/Ton) (g)	Original Invoice Price (\$/Ton) (h)	Retro-active Price Adjustments (\$/Ton) (i)	Base Price (\$/Ton) (j)	Quality Adjustments (\$/Ton) (k)	Effective Purchase Price (\$/Ton) (l)
1.	Transfer Facility	N/A	N/A	169,583.00	N/A	\$0.000	\$31.409	\$0.000	\$31.409	\$0.000	\$31.409
2.	Gatliff Coal	8,KY,235	LTC	81,899.00	N/A	\$0.000	\$41.690	\$0.000	\$41.690	\$0.000	\$41.690
3.	Gatliff Coal	8,KY,195	LTC	33,415.00	N/A	\$0.000	\$41.690	\$0.000	\$41.690	\$0.000	\$41.690

FPSC Form 423-2(b)

MONTHLY REPORT OF COST AND QUALITY OF COAL FOR ELECTRIC PLANTS  
DETAIL OF TRANSPORTATION CHARGES

- 1. Reporting Month: July Year: 1996
- 2. Reporting Company: Tampa Electric Company
- 3. Plant Name: Gannon Station

4. Name, Title & Telephone Number of Contact Person Concerning Data  
Submitted on this Form: Jeffrey Chronister, Manager Financial Reporting  
(813) 228 - 1609

5. Signature of Official Submitting Form:   
E. A. Townes, Assistant Controller

6. Date Completed: September 13, 1996

Line No. (a)	Supplier Name (b)	Mine Location (c)	Shipping Point (d)	Transport Mode (e)	Tons (f)	Effective Purchase Price (\$/Ton) (g)	Add'l Shorthaul & Loading Charges (\$/Ton) (h)	Rail Charges		Waterborne Charges					Total Transportation Charges (\$/Ton) (p)	FOB Plant Price (\$/Ton) (q)	
								Rail Rate (\$/Ton) (i)	Other Rail Charges (\$/Ton) (j)	River Barge Rate (\$/Ton) (k)	Trans-loading Rate (\$/Ton) (l)	Ocean Barge Rate (\$/Ton) (m)	Other Water Charges (\$/Ton) (n)	Other Related Charges (\$/Ton) (o)			
1.	Transfer Facility	N/A	Davant, La.	OB	169,583.00	\$31.409	\$0.000	\$0.000	\$0.000	\$0.000	\$0.000	\$0.000	\$0.000	\$0.000	\$0.000	\$8.262	\$39.671
2.	Gatliff Coal	8,KY,235	Whitley Cnty, KY	UR	81,899.00	\$41.690	\$0.000	\$18.219	\$0.000	\$0.000	\$0.000	\$0.000	\$0.000	\$0.000	\$0.000	\$18.219	\$59.909
3.	Gatliff Coal	8,KY,195	Pike Cnty, KY	UR	33,415.00	\$41.690	\$0.000	\$18.768	\$0.000	\$0.000	\$0.000	\$0.000	\$0.000	\$0.000	\$0.000	\$18.768	\$60.458

FPSC Form 423-2


MONTHLY REPORT OF COST AND QUALITY OF COAL FOR ELECTRIC PLANTS  
ORIGIN, TONNAGE, DELIVERED PRICE AND AS RECEIVED QUALITY

1. Reporting Month: July Year: 1996

2. Reporting Company: Tampa Electric Company

3. Plant Name: Polk Station

4. Name, Title & Telephone Number of Contact Person Concerning Data  
Submitted on this Form: Jeffrey Chronister, Manager Financial Reporting  
(813) 228 - 1609

5. Signature of Official Submitting Form:   
E.A. Townes, Assistant Controller

6. Date Completed: September 13, 1996

Line No. (a)	Supplier Name (b)	Mine Location (c)	Purchase Type (d)	Transport Mode (e)	Tons (f)	Effective Purchase Price (\$/Ton) (g)	Total Transport Charges (\$/Ton) (h)	FOB Plant Price (\$/Ton) (i)	As Received Coal Quality			
									Sulfur Content % (j)	BTU Content (BTU/lb) (k)	Ash Content % (l)	Moisture Content % (m)
1.	Transfer Facility	N/A	N/A	OB	28,678.00	\$34.600	\$11.306	\$45.906	2.27	13,366	8.23	4.08

\* No Analysis Taken

(1) As Electro-Coal Transfer Facility is a central storage site for coal prior to its delivery to the power plant, the coal from suppliers noted on this schedule is usually delivered to Polk Station but could ultimately be delivered to Big Bend and Gannon Station.

FPSC Form 423-2(a)

MONTHLY REPORT OF COST AND QUALITY OF COAL FOR ELECTRIC PLANTS  
DETAILED PURCHASED COAL INVOICE INFORMATION

- 1. Reporting Month: July Year: 1996
- 2. Reporting Company: Tampa Electric Company
- 3. Plant Name: Polk Station

4. Name, Title & Telephone Number of Contact Person Concerning Data  
Submitted on this Form: Jeffrey Chronister, Manager Financial Reporting  
(813) 228 - 1609

5. Signature of Official Submitting Form: *E.A. Townes*  
E.A. Townes, Assistant Controller

6. Date Completed: September 13, 1996

Line No. (a)	Supplier Name (b)	Mine Location (c)	Purchase Type (d)	Tons (e)	F.O.B. Mine Price (\$/Ton) (f)	Shorthaul & Loading Charges (\$/Ton) (g)	Original Invoice Price (\$/Ton) (h)	Price Adjustments (\$/Ton) (i)	Retro-active Base Price (\$/Ton) (j)	Quality Adjustments (\$/Ton) (k)	Effective Purchase Price (\$/Ton) (l)
1.	Transfer Facility	N/A	N/A	28,678.00	N/A	\$0.000	\$34.600	\$0.000	\$34.600	\$0.000	\$34.600

FPSC Form 423-2(b)

MONTHLY REPORT OF COST AND QUALITY OF COAL FOR ELECTRIC PLANTS  
DETAIL OF TRANSPORTATION CHARGES

- 1. Reporting Month: July Year: 1996
- 2. Reporting Company: Tampa Electric Company
- 3. Plant Name: Polk Station

4. Name, Title & Telephone Number of Contact Person Concerning Data  
Submitted on this Form: Jeffrey Chronister, Manager Financial Reporting  
(813) 228 - 1609

5. Signature of Official Submitting Form: *E.A. Townes*  
E.A. Townes, Assistant Controller

6. Date Completed: September 13, 1996

Line No. (a)	Supplier Name (b)	Mine Location (c)	Shipping Point (d)	Transport Mode (e)	Tons (f)	Effective Purchase Price (\$/Ton) (g)	Add'l Shorthaul & Loading Charges (\$/Ton) (h)	Rail Charges		Waterborne Charges					Total Transportation Charges (\$/Ton) (p)	FOB Plant Price (\$/Ton) (q)	
								Rail Rate (\$/Ton) (i)	Other Rail Charges (\$/Ton) (j)	River Barge Rate (\$/Ton) (k)	Trans-loading Rate (\$/Ton) (l)	Ocean Barge Rate (\$/Ton) (m)	Other Water Charges (\$/Ton) (n)	Other Related Charges (\$/Ton) (o)			
1.	Transfer Facility	N/A	Davant, La.	OB	28,678.00	\$34.600	\$0.000	\$0.000	\$0.000	\$0.000	\$0.000	\$0.000	\$0.000	\$0.000	\$0.000	\$11.306	\$45.906

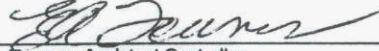


MONTHLY REPORT OF COST AND QUALITY OF COAL FOR ELECTRIC PLANTS  
REPORT OF ADJUSTMENTS TO PREVIOUS COAL DELIVERED

1. Reporting Month: July Year: 1996

2. Reporting Company: Tampa Electric Company

3. Name, Title & Telephone Number of Contact Person Concerning Data  
Submitted on this Form: Jeffrey Chronister, Manager Financial Reporting  
(813) 228 - 1609

4. Signature of Official Submitting Form:   
E.A. Townes, Assistant Controller

6. Date Completed: September 13, 1996

Line No. (a)	Month Reported (b)	Form Plant Name (c)	Intended Generating Plant (d)	Supplier (e)	Original Line Number (f)	Old Volume Tons (g)	Form No. (h)	Column Designator & Title (i)	Old Value (j)	New Value (k)	Delivered Price Transfer Facility (\$/Ton) (l)	Reason for Revision (m)
1.	January, 1995	Transfer Facility	Big Bend	Zeigler	2.	87,222.10	423-2 (a)	Col. (l), Retroactive Price Adj	\$0.000	(\$0.028)	\$43.739	Retroactive Price Adj
2.	February, 1995	Transfer Facility	Big Bend	Zeigler	2.	101,771.50	423-2 (a)	Col. (l), Retroactive Price Adj	\$0.000	(\$0.028)	\$43.739	Retroactive Price Adj
3.	March, 1995	Transfer Facility	Big Bend	Zeigler	2.	75,758.60	423-2 (a)	Col. (l), Retroactive Price Adj	\$0.000	(\$0.028)	\$43.739	Retroactive Price Adj
4.	April, 1995	Transfer Facility	Big Bend	Zeigler	1.	89,071.10	423-2 (a)	Col. (l), Retroactive Price Adj	\$0.399	\$0.371	\$44.142	Retroactive Price Adj
5.	May, 1995	Transfer Facility	Big Bend	Zeigler	1.	86,698.10	423-2 (a)	Col. (l), Retroactive Price Adj	\$0.000	(\$0.028)	\$44.142	Retroactive Price Adj
6.	June, 1995	Transfer Facility	Big Bend	Zeigler	1.	91,093.20	423-2 (a)	Col. (l), Retroactive Price Adj	\$0.000	(\$0.028)	\$44.142	Retroactive Price Adj
7.	July, 1995	Transfer Facility	Big Bend	Zeigler	1.	85,544.60	423-2 (a)	Col. (l), Retroactive Price Adj	\$0.000	(\$0.028)	\$42.709	Retroactive Price Adj
8.	August, 1995	Transfer Facility	Big Bend	Zeigler	1.	87,108.60	423-2 (a)	Col. (l), Retroactive Price Adj	\$0.000	(\$0.028)	\$42.709	Retroactive Price Adj
9.	September, 1995	Transfer Facility	Big Bend	Zeigler	1.	92,777.58	423-2 (a)	Col. (l), Retroactive Price Adj	(\$0.043)	(\$0.071)	\$41.539	Retroactive Price Adj
10.	October, 1995	Transfer Facility	Big Bend	Zeigler	1.	56,988.80	423-2 (a)	Col. (l), Retroactive Price Adj	\$0.153	\$0.125	\$40.680	Retroactive Price Adj
11.	November, 1995	Transfer Facility	Big Bend	Zeigler	1.	138,478.10	423-2 (a)	Col. (l), Retroactive Price Adj	\$0.153	\$0.125	\$40.680	Retroactive Price Adj
12.	December, 1995	Transfer Facility	Big Bend	Zeigler	1.	56,000.70	423-2 (a)	Col. (l), Retroactive Price Adj	\$0.000	(\$0.028)	\$40.680	Retroactive Price Adj
13.	January, 1996	Transfer Facility	Big Bend	Zeigler	1.	73,794.20	423-2(a)	Col. (k), Quality Adj.	\$0.000	(\$0.049)	\$42.699	Quality Adj
14.	February, 1996	Transfer Facility	Big Bend	Zeigler	1.	76,405.20	423-2(a)	Col. (k), Quality Adj.	\$0.000	(\$0.049)	\$42.699	Quality Adj
15.	March, 1996	Transfer Facility	Big Bend	Zeigler	1.	107,253.00	423-2(a)	Col. (k), Quality Adj.	\$0.000	(\$0.049)	\$42.699	Quality Adj

FPSC FORM 423-2(C) (2/87)

9195  
43.767  
..047

MONTHLY REPORT OF COST AND QUALITY OF COAL FOR ELECTRIC PLANTS  
REPORT OF ADJUSTMENTS TO PREVIOUS COAL DELIVERED

1. Reporting Month: July Year: 1996

2. Reporting Company: Tampa Electric Company

3. Name, Title & Telephone Number of Contact Person Concerning Data  
Submitted on this Form: Jeffrey Chronister, Manager Financial Reporting  
(813) 228 - 1609

4. Signature of Official Submitting Form: E.A. Townes  
E.A. Townes, Assistant Controller

6. Date Completed: September 13, 1996

Line No. (a)	Month Reported (b)	Form Plant Name (c)	Intended Generating Plant (d)	Supplier (e)	Original Line Number (f)	Old Volume Tons (g)	Form No. (h)	Column Designator & Title (i)	Old Value (j)	New Value (k)	Delivered Price Transfer Facility (\$/Ton) (l)	Reason for Revision (m)
1.	November, 1995	Transfer Facility	Big Bend	Mapco	5.	16,220.80	423-2(a)	Col. (k), Quality Adj.	\$0.000	(\$0.005)	\$39.756	Quality Adj
2.	December, 1995	Transfer Facility	Big Bend	Mapco	5.	8,049.80	423-2(a)	Col. (k), Quality Adj.	\$0.000	(\$0.005)	\$39.295	Quality Adj
3.	June, 1996	Transfer Facility	Gannon	Mapco	3.	24,002.70	423-2 (a)	Col. (l), Retroactive Price Adj	\$0.000	(\$6.530)	\$32.917	Retroactive Price Adj
4.	June, 1996	Transfer Facility	Gannon	Powder River Basin	4.	140,659.12	423-2(a)	Col. (l), Rail Rate	\$12.900	\$12.955	\$20.662	Transportation Cost Adj.
5.	May, 1996	Transfer Facility	Big Bend	P T Adaro	9.	141,078.00	423-2(a)	Col. (f), Tonnage Adj	141,078.00	141,077.00	\$29.350	Tonnage Adj.
6.	April, 1996	Big Bend	Big Bend	Koch Carbon	2.	24,172.00	423-2	Col. (h), Total Transport Charges	\$5.985	\$6.204	\$26.154	Transportation Cost Adj.
7.												
8.												
9.												
10.												
11.												
12.												
13.												
14.												
15.												

NEW TRASSP. COST.