

RUTLEDGE, ECENIA, UNDERWOOD, PURNELL & HOFFMAN
PROFESSIONAL ASSOCIATION
ATTORNEYS AND COUNSELORS AT LAW

ORIGINAL
FILE COPY

STEPHEN A. ECENIA
KENNETH A. HOFFMAN
THOMAS W. KONRAD
R. DAVID PRESCOTT
HAROLD F. X. PURNELL
GARY R. RUTLEDGE
R. MICHAEL UNDERWOOD
WILLIAM B. WILLINGHAM

POST OFFICE BOX 551, 32302-0551
215 SOUTH MONROE STREET, SUITE 420
TALLAHASSEE, FLORIDA 32301-1841

GOVERNMENTAL CONSULTANTS:
PATRICK R. MALOY
AMY J. YOUNG

TELEPHONE (904) 681-6788
TELECOPIER (904) 681-6515

December 3, 1996

Ms. Blanca S. Bayo, Director
Division of Records and Reporting
Florida Public Service Commission
2540 Shumard Oak Boulevard
Betty Easley Conference Center
Room 110
Tallahassee, Florida 32399-0850

HAND DELIVERY

Re: Docket No. 950495-WS

Dear Ms. Bayo:

Enclosed herewith for filing in the above-referenced docket on behalf of Southern States Utilities, Inc. ("SSU") are the following documents:

1. Original and fifteen copies of Motion to Stay Refund of Interim Rates and Reduction to AFPI Charges Pending Appeal and Motion to Release/Modify Bond Securing Refund of Interim Rates;
2. A disk in Word Perfect 6.0 containing a copy of the document entitled "Stay.Mot."

Please acknowledge receipt of these documents by stamping the extra copy of this letter "filed" and returning the same to me.

Thank you for your assistance with this filing.

Sincerely,

Kenneth A. Hoffman
Kenneth A. Hoffman

ACK 2
 AFA 1
 APP _____
 CAF _____
 CMU _____
 CTR _____
 EAG _____
 LEG 1
 LIN 5
 OPC _____
 RCH _____
 SEC _____
 WAS Wallas
 OTH _____

KAH/rl
cc: All Parties of Record
Trib.3

RECEIVED & FILED
18
EPSC-BUREAU OF RECORDS

DOCUMENT NUMBER-DATE
12887 DEC-3 96
FPSC-RECORDS/REPORTING

BEFORE THE FLORIDA PUBLIC SERVICE COMMISSION

In Re: Application by Southern)
States Utilities, Inc. for rate)
increase and increase in service)
availability charges for Osceola)
Utilities, Inc., in Osceola)
County, and in Bradford, Brevard,)
Charlotte, Citrus, Clay, Collier,)
Duval, Highlands, Lake, Lee,)
Marion Martin, Nassau, Orange,)
Osceola, Pasco, Putnam, Seminole,)
St. Johns, St. Lucie, Volusia,)
and Washington Counties.)

Docket No. 950495-WS

Filed: December 3, 1996

MOTION TO STAY REFUND OF INTERIM RATES
AND REDUCTION TO AFPI CHARGES PENDING APPEAL

AND

MOTION TO RELEASE/MODIFY BOND
SECURING REFUND OF INTERIM RATES

SOUTHERN STATES UTILITIES, INC. ("SSU" or "Company"), by and through its undersigned attorneys, hereby moves the Florida Public Service Commission ("Commission") to issue an order pursuant to Rule 25-22.061, Florida Administrative Code, staying the refund of interim rates and the reduction to Allowance for Funds Prudently Invested ("AFPI") charges required by Order PSC-96-1320-FOF-WS, issued October 30, 1996, and also hereby moves the Commission to issue an order allowing modification and/or release of the bond posted as security for collection of interim rates in the captioned docket. In support of this Motion, SSU states as follows:

1. By Order No. PSC-96-0125-FOF-WS, issued January 25, 1996, in the above referenced docket (the "Interim Order"), the Commission authorized SSU to increase water and wastewater service rates, subject to refund, pending final determination of SSU's rate

DOCUMENT NUMBER-DATE

12887 DEC-31

13372

FPSC-RECORDS/REPORTING

application.

2. The Interim Order required SSU to post security as a condition for collecting interim rates. SSU filed a bond in the amount of \$5,864,375 as security. A copy of the Bond For Security of Refunds (the "Interim Rates Bond") SSU filed and the Commission accepted is attached hereto as Appendix A.

3. If not renewed and an additional premium paid, the Interim Rates Bond will expire January 8, 1997.

4. By Order No. PSC-96-1320-FOF-WS, issued October 30, 1996 (the "Final Order"), the Commission established final rates in this proceeding. In accordance with said Final Order and the Commission's rules, SSU implemented the approved final rates beginning September 20, 1996. The collection of and authority for interim rates ceased upon implementation of final rates.

5. The Final Order required SSU to refund with interest 5.69% and 27.53% of the wastewater revenues collected from Lehigh and Marco Island customers, respectively, during the interim rates collection period.

6. The Final Order also cancelled all of SSU's previously approved AFPI charges effective January 1, 1997, and substituted therefor reduced AFPI charges reflecting the complete elimination of carrying costs theretofore authorized and accrued. In other words, all of SSU's AFPI charges in effect prior to the instant rate case were reset at zero, thus prohibiting SSU from recouping through AFPI charges the unrecovered carrying cost accrued from January 1992 through December 1996 for investment the Commission

previously determined was prudently made. Attachment B hereto illustrates the drastic reductions to previously approved AFPI charges which SSU opposes.

7. On November 1, 1996, SSU filed an appeal to the Final Order. Subsequent to SSU's filing its appeal, various intervenor parties filed with the Commission a motion for reconsideration of the Final Order ("Motion for Reconsideration"). The same intervenor parties also filed with the First District Court of Appeal a motion for the court to relinquish jurisdiction so the Commission could consider the Motion for Reconsideration ("Motion to Relinquish Jurisdiction"). SSU did not oppose the Motion to Relinquish Jurisdiction filed with the court, and by order dated December 2, 1996, the court abated SSU's appeal pending Commission disposition of the Motion for Reconsideration. SSU has opposed the Motion for Reconsideration by a response filed with the Commission on November 26, 1996. On the same date, SSU filed with the Commission a cross-motion for reconsideration ("Cross-Motion").¹

8. Rule 25-22.061(1)(a), Florida Administrative Code, addresses stays pending appeal. The rule provides as follows:

(1)(a) When the order being appealed involves the refund of moneys to customers or a decrease in rates charged to customers, the Commission shall, upon motion filed by the utility or company affected, grant a stay pending judicial proceedings. The stay shall be conditioned upon the posting of good and sufficient bond, or the posting of a corporate undertaking, and such other conditions as the Commission finds

¹On December 3, the date of the instant motions, SSU filed a motion with the court to clarify the December 2 Order abating the appeal so as to confirm the Commission's authority to resolve SSU's Cross-Motion.

appropriate.

8. Rule 25-22.061(1)(a) is straight-forward and unambiguous. It mandates the Commission grant a stay if the order appealed involves a refund or a decrease in rates.

9. Because the Final Order in this case requires a refund and SSU has appealed the Final Order, the Commission is required to stay the refund requirement of the Final Order pursuant to Rule 25-22.061(1)(a).²

10. Although AFPI charges are not, as specified by Rule 25-22.061(1)(a), "rates charged to customers," but rather are charges assessed upon connection, and, thus, service availability charges, SSU asserts that the Final Order's reduction to pre-existing AFPI charges is sufficiently analogous to a reduction in rates for purposes of Rule 25-22.061(1)(a)³ and, therefore, a stay should issue without resort to an evaluation of other criteria.

11. Alternatively, if a stay to the reduction of SSU's

²As stated above, the First District Court of Appeal has abated SSU's appeal to permit the Commission to hear the Motion for Reconsideration and SSU will seek clarification from the court respecting Commission consideration of SSU's Cross-Motion. Although now abated, SSU's appeal of the Final Order is pending with the court and has been since November 1. Rule 25-22.061 therefore applies notwithstanding Commission consideration of the Motion for Reconsideration and Cross-Motion.

³The rule mandates a stay be issued when a utility appeals an order reducing rates on the condition of the utility's posting security adequate for the protection of ratepayers in the event the appeal is unsuccessful. The same preventative rationale applies equally to an ordered reduction to AFPI or other charges. When improperly ordered by the Commission, a reduction in AFPI charges, like a reduction in service rates, poses a number of problematic issues relative to the assessment of the proper charges at the conclusion of an appeal.

previously approved AFPI charges is deemed discretionary pursuant to Rule 25-22.061(2), Florida Administrative Code,⁴ a stay should be issued because all of the criteria of said rule are met as follows:

a. SSU intends to raise as an issue on appeal the Commission's reduction of SSU's previously approved AFPI charges.⁵ SSU is likely to prevail on its appeal of this

⁴Rule 25-22.061(2) provides as follows:

(2) Except as provided in subsection (1), a party seeking to stay a final or nonfinal order of the Commission pending judicial review shall file a motion with the Commission, which shall have authority to grant, modify, or deny such relief. A stay pending review may be conditioned upon the posting of a good and sufficient bond or corporate undertaking, other conditions, or both. In determining whether to grant a stay, the Commission may, among other things, consider:

(a) Whether the petitioner has demonstrated that he is likely prevail on appeal;

(b) Whether the petitioner has demonstrated that he is likely to suffer irreparable harm if the stay is not granted; and

(c) Whether the delay will cause substantial harm or be contrary to the public interest.

⁵The Commission also made errors relative to the establishment of and arithmetic calculation of AFPI charges as follows: (1) the Commission failed to approve AFPI charges for a number of SSU plants the Commission determined to have non-used and useful property, (2) all of the AFPI charges approved were incorrectly calculated using a .975 factor (2.5%) for regulatory assessment fees rather than a .955 factor (4.5%), and (3) all wastewater AFPI charges the Commission approved to begin January 1998 do not incorporate the prior years' accrued carrying costs. Taken in isolation, these errors may be considered mere oversights or arithmetic mistakes. SSU invites the Commission to correct these errors and spare the parties and the Commission the effort of addressing them on appeal. Errors of the aforesaid nature may be corrected on the Commission's own motion during the abatement of the appeal. See, e.g., In Re: Application for Rate Increase by Southern States Utilities, Inc., et. al., 93 F.P.S.C. 11:38, 53-54 (1993).

issue because the Commission forever deprived SSU the opportunity to recoup through AFPI charges the unrecovered carrying cost which accrued from 1992 through the end of 1996 on plant investment previously found prudent. The Commission made no finding that the previously approved and accrued carrying costs were allowed in error, no competent substantial evidence supports the Commission's decision, the Commission unconstitutionally confiscated SSU's property, and the Commission's decision was contrary to statute, rule, and sound rate-setting policy.

b. SSU is likely to suffer irreparable harm if the stay is not granted. Backbilling and collection of higher AFPI charges at the conclusion of the appeal is problematic for a number of reasons and, therefore, doubtful. AFPI assessments are often paid by developers. Once a developer's project is complete, the developer is considerably less likely to pay backbilled AFPI charges. The threat of disconnection for failure to make payment owing on backbilled AFPI would prove in many cases neither viable nor practical; thus making collection of said amounts difficult and costly.

c. A delay in SSU's ability to collect previously approved and accrued carrying costs through AFPI charges will cause substantial harm to SSU and is contrary to the public interest. As is illustrated in Attachment B and explained hereinabove, the unrecovered costs here involved and the obstacles to collection by backbiling are substantial.

Recovery of its prudent costs is essential to SSU's financial health and its ability to provide service to its customers.

12. SSU requests that in addition to staying the reduction to AFPI charges, the Commission allow SSU to collect AFPI charges in accordance with one of the below alternative requests while SSU's appeal is pending.

a. As its primary and preferred request, SSU asks that it be allowed (1) to assess the higher of the AFPI charges SSU requested in its filing or those the Commission approved for plants where SSU requested no change in AFPI charges and (2) to implement the Commission-approved charges for the remaining plants.⁶ Attachment C hereto reflects the AFPI charges SSU proposes to collect pursuant to this request. If granted, this request would provide SSU the ability to collect amounts adequate for recovery of previously and currently approved carrying costs on prudent investment, as well as generate funds sufficient for a refund, if necessary, after appeal.

b. Alternatively, if the Commission rejects the above proposal for AFPI collections pending appeal, SSU requests the Commission allow SSU to retain its pre-rate case AFPI tariffs for those plants where SSU requested no change in AFPI and

⁶In its filing, SSU proposed a cap on AFPI charges for certain plants. SSU herein proposes to cap AFPI charges implemented pending appeal at the level determined by the Commission in the Final Order. The attachment reflects this cap and also assumes the errors referenced in the previous footnote are not corrected. Anticipating said errors are corrected, SSU hereby incorporates the resulting adjustments in this and its alternative request.

allow SSU to implement the Commission-approved AFPI charges for all remaining plants.⁷ Attachment D hereto reflects the AFPI charges SSU proposes to collect pursuant to this request. By this alternative, the Commission would allow SSU to assess AFPI charges in accordance with SSU's pre-rate case tariffs in those cases where SSU requested such, and AFPI for all remaining plants will be implemented as the Commission has approved.

13. SSU estimates that a refund of any excess AFPI collections made pursuant to SSU's primary request above, with interest over 18 months, could be as much as \$1.25 million. Less revenue subject to refund will be generated under the alternative proposal. SSU further expects that a refund of the interim revenues required by the Final Order, with interest over 18 months, will be approximately \$1.25 million. Therefore, SSU requests that the refund obligation and reduction to AFPI charges required by the Final Order be stayed pending appeal, conditioned upon SSU's posting a corporate undertaking or, if a corporate undertaking is deemed inadequate, a bond or bonds for no more than \$2.5 million in the aggregate.

14. The premium for the Interim Rates Bond in this proceeding is \$15,864. The premium for a bond or bonds in the amount of \$2.5 million is approximately \$6,750. Thus, SSU could save a

⁷For this alternative proposal, as with SSU's primary proposal, SSU capped the AFPI charges pending appeal at the level determined by the Commission in the Final Order and assumed the Commission errors were not corrected.


considerable sum if the Commission were to authorize SSU to post a corporate undertaking or bond(s) as aforesaid prior to the January 8, 1997, expiration and renewal premium date of the Interim Rates Bond.

15. As set forth hereinabove, collection of and authority for interim rates has ceased. Therefore, the Interim Rates Bond should be released or modification thereof allowed consistent with the Commission's disposition of this motion.

16. SSU respectfully requests expedited consideration of this Motion. As stated above, the Interim Rates Bond will expire January 8, 1997, and the Final Order requires cancellation of SSU's existing AFPI charges effective January 1, 1997. The Final Order in this docket was issued nearly two months (56 days) after the time mandated by Section 367.084, Florida Statutes. This motion has been filed within 35 calendar days of the Final Order. Expedited consideration of this motion is therefore in great part necessitated by the nearly two-month delay for the Final Order. SSU submits it should not have to incur additional expense to renew the Interim Rates Bond or sacrifice recovery of prudent costs through AFPI charges because of said delay. Therefore, expedited consideration of the motions set forth herein is appropriate.

WHEREFORE, Southern States Utilities, Inc. respectfully requests the Commission grant its motion for stay pending appeal and motion to release/modify bond securing refund of interim rates in accordance with the hereinabove by a vote rendered prior to January 1, 1997.

Respectfully submitted,



KENNETH A. HOFFMAN, ESQ.
WILLIAM B. WILLINGHAM, ESQ.
Rutledge, Ecenia, Underwood,
Purnell & Hoffman, P.A.
P. O. Box 551
Tallahassee, FL 32302-0551
(904) 681-6788

and

BRIAN P. ARMSTRONG, ESQ.
MATTHEW FEIL, ESQ.
Southern States Utilities, Inc.
1000 Color Place
Apopka, FL 32703
(407) 880-0058

CERTIFICATE OF SERVICE

I HEREBY CERTIFY that a copy of the foregoing Motion was furnished by U.S. Mail to the following this 3rd day of December, 1996:

Lila Jaber, Esq.
Division of Legal Services
2540 Shumard Oak Boulevard
Room 370
Tallahassee, FL 32399-0850

Larry M. Haag, Esq.
111 West Main Street
Suite B
Inverness, FL 34450


Charles J. Beck, Esq.
Office of Public Counsel
111 W. Madison Street
Room 812
Tallahassee, FL 32399-1400

Joseph A. McGlothlin, Esq.
Vicki Gordon Kaufman, Esq.
117 S. Gadsden Street
Tallahassee, FL 32301

Michael B. Twomey, Esq.
P. O. Box 5256
Tallahassee, FL 32314-5256

Darol H.N. Carr, Esq.
Farr, Farr, et al.
2315 Aaron Street
Port Charlotte, FL 33949

Arthur I. Jacobs, Esq.
Jacobs & Peters, P.A.
401 Centre, 2nd Floor
Fernandina Beach, FL 32034



KENNETH A. HOFFMAN, ESQ.

f:\legal\doctors\950495\pleadings\stay.mot



Southern States Utilities • 1000 Color Place • Apopka, FL

January 10, 1996

Ms. Blanca Bayó, Director
Division of Records & Reporting
Florida Public Service Commission
2540 Shumard Oak Boulevard
Tallahassee, Florida 32399-0850

via Federal Express

Re: Docket No. 950495-WS -- Application for rate increase and change in service availability charges for Orange-Osceola Utilities, Inc. in Osceola County, and in Bradford, Brevard, Charlotte, Citrus, Clay, Collier, Duval, Highlands, Lake Lee, Marion, Martin, Nassau, Orange, Pasco, Putnam, Seminole, St. Johns, St. Lucie, Volusia, and Washington Counties by Southern States Utilities, Inc.

Dear Ms. Bayó:

Please find enclosed for filing in the above docket an original and 15 copies of a Bond for Security of Refunds with attached Power of Attorney from the Surety.

By its vote at the Special Agenda held January 4, 1996, the Commission required Southern States Utilities, Inc. ("SSU") to post security as a condition for implementing the interim rates which the Commission approved. The enclosed fulfills SSU's obligation to post security.

If you have any questions or comments regarding the above, please call me at (407) 884-8777, ext. 260.

Sincerely yours,

Matthew Feil, Esq.
Staff Attorney

c: Parties of Record

ATTACHMENT A

WATER FOR FLORIDA'S **FUTURE**



13383

BEFORE THE FLORIDA PUBLIC SERVICE COMMISSION

In Re: Application by Southern States Utilities, Inc. for rate increase and increase in service availability charges for Osceola Utilities, Inc., in Osceola County, and in Bradford, Bravard, Charlotte, Citrus, Clay, Collier, Duval, Highlands, Lake, Lee, Marion Martin, Nassau, Orange, Osceola, Pasco, Putnam, Seminole, St. Johns, St. Lucie, Volusia, and Washington Counties.

Docket No. 950495-WS

Bond No. 5723757

BOND FOR SECURITY OF REFUNDS

KNOW ALL PEOPLE BY THESE PRESENTS, that we, Southern States Utilities, Inc. ("the Company"), as Principal, and Safeco Insurance Company of America, as Surety, are held and firmly bound unto the Company's customers affected by the Company's application for a general rate increase filed in the above-captioned proceeding for the sum of Five Million Eight Hundred Sixty-Four Thousand Three Hundred Seventy-Five and 00/100th Dollars (\$5,864,375).


NOW, THEREFORE, THE CONDITION OF SAID OBLIGATION is such, that if the Florida Public Service Commission ("the Commission") should lawfully require a refund by a final order issued in this proceeding, the Company hereby promises to refund amounts it has collected as determined by said Commission order.

THIS BOND shall be released or terminated upon subsequent order of the Commission authorizing such release or termination.

SIGNED, sealed and dated this 8th day of January, 1996.

SOUTHERN STATES UTILITIES, INC.

By: 
JOHN CIRELLO, President

Attest: 
BRIAN P. ARMSTRONG,
Secretary

SECURITY BOND
PAGE 2 OF 2

STATE OF FLORIDA }
COUNTY OF ORANGE }

The foregoing instrument was acknowledged before me this 9th day of January, 1996, by JOHN CIRELLO, as President of SOUTHERN STATES UTILITIES, INC. He is personally known to me.

OFFICIAL NOTARY SEAL
DONNA L HENRY
NOTARY PUBLIC STATE OF FLORIDA
COMMISSION NO. CC212595
MY COMMISSION EXP. JULY 6, 1996

Donna L Henry
Notary Public
State of Florida at Large


SAFECO INSURANCE COMPANY OF AMERICA

By: Lee McGriff III
Lee McGriff III, Attorney-in-Fact

Witness: Diane Tidwell
Diane Tidwell

STATE OF Alabama }
COUNTY OF Jefferson }

The foregoing instrument was acknowledged before me this 8th day of January, 1996, by Lee McGriff III, as Attorney-in-Fact for SAFECO INSURANCE COMPANY OF AMERICA. He/she is personally known to me.



Rachel J. Harris
Notary Public
State of ~~Florida~~ Alabama at Large
Alabama

MY COMMISSION EXPIRES DECEMBER 2, 1998

Countersigned By:

2

P. E. P.
Florida Resident Agent



POWER OF ATTORNEY

SAFECO INSURANCE COMPANY OF AMERICA
GENERAL INSURANCE COMPANY OF AMERICA
HOME OFFICE: SAFECO PLAZA
SEATTLE, WASHINGTON 98185

No. 5904

KNOW ALL BY THESE PRESENTS:

That SAFECO INSURANCE COMPANY OF AMERICA and GENERAL INSURANCE COMPANY OF AMERICA, each a Washington corporation, does each hereby appoint
LEE MCGRIFF, III; R. E. DANIELS; ANITA W. ROSENAU; MIKE WOODS; JEFFERY L. JOHNSON; MARY JO LYONS; MARK W. EDWARDS, II; BETTY W. BOURQUE, Birmingham, Alabama***

its true and lawful attorney(s)-in-fact, with full authority to execute on its behalf fidelity and surety bonds or undertakings and other documents of a similar character issued in the course of its business, and to bind the respective company thereby.

IN WITNESS WHEREOF, SAFECO INSURANCE COMPANY OF AMERICA and GENERAL INSURANCE COMPANY OF AMERICA have each executed and attested these presents

this 1st day of July, 19 94

CERTIFICATE

Extract from the By-Laws of SAFECO INSURANCE COMPANY OF AMERICA
and of GENERAL INSURANCE COMPANY OF AMERICA:

"Article V, Section 13. - FIDELITY AND SURETY BONDS . . . the President, any Vice President, the Secretary, and any Assistant Vice President appointed for that purpose by the officer in charge of surety operations, shall each have authority to appoint individuals as attorneys-in-fact or under other appropriate titles with authority to execute on behalf of the company fidelity and surety bonds and other documents of similar character issued by the company in the course of its business . . . On any instrument making or evidencing such appointment, the signatures may be affixed by facsimile. On any instrument conferring such authority or on any bond or undertaking of the company, the seal, or a facsimile thereof, may be impressed or affixed or in any other manner reproduced; provided, however, that the seal shall not be necessary to the validity of any such instrument or undertaking."

Extract from a Resolution of the Board of Directors of SAFECO INSURANCE COMPANY OF AMERICA
and of GENERAL INSURANCE COMPANY OF AMERICA adopted July 28, 1970.

"On any certificate executed by the Secretary or an assistant secretary of the Company setting out,
(i) The provisions of Article V, Section 13 of the By-Laws, and
(ii) A copy of the power-of-attorney appointment, executed pursuant thereto, and
(iii) Certifying that said power-of-attorney appointment is in full force and effect,
the signature of the certifying officer may be by facsimile, and the seal of the Company may be a facsimile thereof."

I, R. A. Pierson, Secretary of SAFECO INSURANCE COMPANY OF AMERICA and of GENERAL INSURANCE COMPANY OF AMERICA, do hereby certify that the foregoing extracts of the By-Laws and of a Resolution of the Board of Directors of these corporations, and of a Power of Attorney issued pursuant thereto, are true and correct, and that both the By-Laws, the Resolution and the Power of Attorney are still in full force and effect.

IN WITNESS WHEREOF, I have hereunto set my hand and affixed the facsimile seal of said corporation

this 8th day of January, 19 96



S-974/EP V83

Registered trademark of SAFECO Corporation.

SOUTHERN STATES UTILITIES INC.
MOTION FOR STAY OF FPSC COMMISSION
ORDER NO. PSC-96-1320-FOF-WS

ATTACHMENT B

**SUMMARY OF ALLOWANCE FOR FUNDS PRUDENTLY
INVESTED (AFPI) CHARGES RESET BY FLORIDA PUBLIC
SERVICE COMMISSION
ELIMINATING PREVIOUSLY APPROVED AFPI CHARGES**

**SUMMARY OF ALLOWANCE FOR FUNDS PRUDENTLY INVESTED (AFPI) CHARGES IMPROPERLY RESET
BY FLORIDA PUBLIC SERVICE COMMISSION,
ELIMINATING PREVIOUSLY APPROVED AFPI**

	(1)	(2)	(3)	(4)	(5)	(6)	(7)	(8)
WATER TREATMENT PLANT								
Line No	Plant Name	SSU EXISTING RATES @ 12/31/96	COMMISSION ORDERED PER DOCKET NO. 950495-WS					
			JAN 1997	DEC 1997	DEC 1998	DEC 1999	DEC 2000	DEC 2001
1	Deftona Lakes	70.60	0.74	8.94	18.56	28.95	40.18	52.35
2	Interlachen Lake Est	44.13	3.63	43.57	90.71	141.75	197.11	257.18
3	Lehigh	86.43	1.43	17.20	35.61	55.36	76.55	99.37
4	Marco Shores	284.99	5.34	64.13	134.57	211.93	296.91	390.27
5	Marion Oaks	81.60	0.65	7.86	16.36	25.56	35.52	46.32
6	Sugar Mill	241.42	4.79	57.45	118.66	184.03	253.97	328.90
7	Sunny Hills	137.02	2.05	24.65	50.71	78.30	107.59	138.76
8	Venetian Village	7.03 (1)	-	-	-	-	-	-
9	Welaka / Saratoga Harbour	707.43	2.47	29.59	61.40	95.65	132.57	172.44
10	Woodmere	109.74	1.39	16.68	34.45	53.44	73.73	95.49

(1) Commission failed to approve any AFPI charges for Venetian Village, although the Commission found the facilities were not 100% used and useful.

13388

**SUMMARY OF ALLOWANCE FOR FUNDS PRUDENTLY INVESTED (AFPI) CHARGES IMPROPERLY RESET
BY FLORIDA PUBLIC SERVICE COMMISSION,
ELIMINATING PREVIOUSLY APPROVED AFPI**

	(1)	(9)	(10)	(11)	(12)	(13)	(14)	(15)
WATER TRANSMISSION AND DISTRIBUTION								
Line No	Plant Name	SSU EXITING RATES @12/31/96	COMMISSION ORDERED PER DOCKET NO. 950495-WS					
			JAN 1997	DEC 1997	DEC 1998	DEC 1999	DEC 2000	DEC 2001
1	Burnt Store	435.50 (1)	-	-	-	-	-	-
2	Citrus Springs	382.19	4.82	57.80	120.68	189.10	263.64	344.88
3	Gospel Isle Estates	193.13	2.26	27.17	56.59	88.50	123.13	160.75
4	Keystone Heights	297.16	4.42	53.02	110.63	173.28	241.46	315.73
5	Lake Brantley	388.56 (1)	-	-	-	-	-	-
6	Marion Oaks	568.94	6.64	79.63	166.21	260.43	363.06	474.92
7	Palisades	244.90	0.11	1.27	2.65	4.13	5.73	7.49
8	Palm Port	318.34	0.14	1.73	3.61	5.63	7.84	10.22
9	Pine Ridge	304.48	11.26	135.15	282.14	442.12	616.39	700.00
10	Point O' Woods	56.56	1.16	13.89	28.80	44.84	62.13	80.78
11	Quail Ridge	159.34	0.26	3.16	6.60	10.31	14.34	18.72
12	Sugarmill Woods	253.94	2.94	35.27	73.79	115.87	161.85	212.13

(1) Commission failed to approve any AFPI charges for Burnt Store and Lake Brantley, although the Commission found the facilities were not 100% used and useful.

13389

**SUMMARY OF ALLOWANCE FOR FUNDS PRUDENTLY INVESTED (AFPI) CHARGES IMPROPERLY RESET
BY FLORIDA PUBLIC SERVICE COMMISSION,
ELIMINATING PREVIOUSLY APPROVED AFPI**

	(1)	(2)	(3)	(4)	(5)	(6)	(7)	(8)
SEWER COLLECTION								
Line No	Plant Name	SSU EXISTING RATES @12/31/96	COMMISSION ORDERED PER DOCKET NO. 950495-WS					
			JAN 1997	DEC 1997	DEC 1998	DEC 1999	DEC 2000	DEC 2001
1	Florida Cent Comm Park (1)	1,203.69	72.03	864.38	955.16	1,300.00	1,300.00	1,300.00
2	Lehigh	624.24	17.02	204.23	220.61	663.47	921.91	1,202.11
3	Marion Oaks	948.41	13.17	158.01	170.66	513.22	713.09	929.75
4	Sunny Hills	398.40	6.78	81.30	87.14	262.00	362.59	470.96
5	Woodmere (2)	320.97	-	-	-	-	-	-

(1) SSU proposed to cap the Existing Rate at \$750.00 for Chuluota and Florida Central Commerce Park and \$1,500 for Marco Island. These charges were the Company's proposed service availability charge the company proposed this in order to promote growth. The Commission raised the service availability rate to \$1,300, which set the cap on the AFPI charge to \$1,300.

(2) Commission failed to provide any AFPI charges for Woodmere, although the Commission found the facilities were not 100% used and useful.

13390

**SUMMARY OF ALLOWANCE FOR FUNDS PRUDENTLY INVESTED (AFPI) CHARGES IMPROPERLY RESET
BY FLORIDA PUBLIC SERVICE COMMISSION,
ELIMINATING PREVIOUSLY APPROVED AFPI**

(1)	(9)	(10)	(11)	(12)	(13)	(14)	(15)	
SEWER TREATMENT AND DISPOSAL								
Line No	Plant Name	SSU EXISTING RATES @ 12/31/96	COMMISSION ORDERED PER DOCKET NO. 950495-WS					
			JAN 1997	DEC 1997	DEC 1998	DEC 1999	DEC 2000	DEC 2001
1	Chuluota	3,197.04 (1)	32.21	386.53	413.80	1,244.12	1,300.00	1,300.00
2	Citrus Springs	120.17	3.60	43.22	45.44	136.53	187.08	240.56
3	Deltona Lakes	88.98	13.65	163.77	175.96	529.06	733.09	953.30
4	Florida Cent Comm Park	1,585.57 (1)	38.45	461.43	492.17	1,300.00	1,300.00	1,300.00
5	Fox Run	817.41 (2)	-	-	-	-	-	-
6	Lehigh	91.65	7.97	95.59	102.30	307.56	425.32	551.98
7	Leisure Lakes/CB	133.30	0.51	6.16	6.53	19.63	27.01	34.86
8	Marco Island	1,573.60 (1)	24.24	290.85	311.95	937.93	1,298.57	1,300.00
9	Marco Shores	134.93	13.17	158.06	168.81	507.52	701.18	909.13
11	Point O' Woods	305.82	5.47	65.61	72.29	217.54	305.25	401.86
12	Sugar Mill	453.98	5.41	64.89	69.38	208.62	288.40	374.16
13	Sugarmill Woods	142.48	3.04	36.42	39.03	117.33	162.36	210.85
14	Sunny Hills	534.26	6.01	72.18	75.94	228.17	312.79	402.41
16	Zephyr Shores	268.77	0.92	11.05	11.83	35.60	49.28	64.00

(1) SSU proposed to cap the Existing Rate at \$750.00 for Chuluota and Florida Central Commerce Park and \$1,500 for Marco Island. These charges were the Company's proposed service availability charge the company proposed this in order to promote growth. The Commission raised the service availability rate to \$1,300, which set the cap on the AFPI charge to \$1,300.

(2) Commission failed to provide any AFPI tariff sheets for Fox Run, although the Commission found the facilities were not 100% used and useful.

13391

SOUTHERN STATES UTILITIES INC.

**MOTION FOR STAY OF FPSC COMMISSION
ORDER NO. PSC-96-1320-FOF-WS**

ATTACHMENT C

**DETAILED MONTHLY AFPI CHARGES REQUESTED BY SSU
REFLECTING: (1) THE HIGHER OF THE AFPI CHARGES SSU
REQUESTED OR THE COMMISSION APPROVED FOR PLANT
COMPONENTS WHERE NO CHANGE TO EXISTING AFPI
CHARGES WAS REQUESTED, AND (2) COMMISSION-
APPROVED AFPI CHARGES FOR ALL REMAINING PLANT
COMPONENTS**

SOUTHERN STATES UTILITIES, INC.
SUMMARY OF REQUESTED WATER AND SEWER AFPI CHARGES EFFECTIVE JANUARY 1, 1997
ALTERNATIVE 1 (ATTACHMENT C) - THE HIGHER OF THE AFPI CHARGES SSU REQUESTED OR THE COMMISSION APPROVED
FOR PLANT COMPONENTS WHERE NO CHANGE TO EXISTING AFPI CHARGES WAS REQUESTED
COMMISSION APPROVED AFPI CHARGES FOR ALL REMAINING PLANT COMPONENTS
APACHE SHORES
Citrus County

Line No.	(1) DESCRIPTION	(2)	(3)	(4)	(5)	(6)	(7)	(8)	(9)	(10)	(11)
		WATER TREATMENT PLANT					WATER TRANSMISSION / DISTRIBUTION				
		1997	1998	1999	2000	2001	1997	1998	1999	2000	2001
1	January	5.01	65.47	130.20	199.60	274.16	0.50	6.51	13.01	20.06	27.70
2	February	10.02	70.84	135.95	205.77	280.80	1.00	7.05	13.60	20.69	28.38
3	March	15.03	76.20	141.70	211.95	287.45	1.49	7.59	14.18	21.32	29.07
4	April	20.04	81.56	147.44	218.12	294.09	1.99	8.13	14.76	21.95	29.75
5	May	25.05	86.92	153.19	224.30	300.73	2.49	8.66	15.35	22.59	30.44
6	June	30.06	92.28	158.94	230.47	307.37	2.99	9.20	15.93	23.22	31.12
7	July	35.07	97.64	164.69	236.65	314.01	3.48	9.74	16.51	23.85	31.81
8	August	40.07	103.01	170.43	242.82	320.65	3.98	10.28	17.09	24.48	32.49
9	September	45.08	108.37	176.18	249.00	327.30	4.48	10.82	17.68	25.11	33.18
10	October	50.09	113.73	181.93	255.17	333.94	4.98	11.35	18.26	25.75	33.86
11	November	55.10	119.09	187.68	261.35	340.58	5.48	11.89	18.84	26.38	34.55
12	December	60.11	124.45	193.43	267.52	347.22	5.97	12.43	19.43	27.01	35.23
		SEWER COLLECTION					SEWER TREATMENT AND DISPOSAL				
		1997	1998	1999	2000	2001	1997	1998	1999	2000	2001
13	January	3.59	3.87	93.73	144.06	198.39	6.19	6.65	161.17	247.48	340.44
14	February	7.19	7.74	97.89	148.55	203.25	12.38	13.29	168.32	255.18	348.75
15	March	10.78	11.61	102.06	153.05	208.11	18.57	19.94	175.46	262.87	357.05

SOUTHERN STATES UTILITIES, INC.

SUMMARY OF REQUESTED WATER AND SEWER AFPI CHARGES EFFECTIVE JANUARY 1, 1997

ALTERNATIVE 1 (ATTACHMENT C) - THE HIGHER OF THE AFPI CHARGES SSU REQUESTED OR THE COMMISSION APPROVED FOR PLANT COMPONENTS WHERE NO CHANGE TO EXISTING AFPI CHARGES WAS REQUESTED

COMMISSION APPROVED AFPI CHARGES FOR ALL REMAINING PLANT COMPONENTS

AMELIA ISLAND

Nassau County

Line No.	(1) DESCRIPTION	(2) WATER TREATMENT PLANT					(7) WATER TRANSMISSION / DISTRIBUTION				
		(3) 1997	(4) 1998	(5) 1999	(6) 2000	(8) 2001	(9) 1997	(10) 1998	(11) 1999	(12) 2000	(13) 2001
1	January	N/A	N/A	N/A	N/A	N/A	9.16	119.72	238.79	367.22	505.92
2	February	N/A	N/A	N/A	N/A	N/A	18.31	129.58	249.43	378.70	518.34
3	March	N/A	N/A	N/A	N/A	N/A	27.47	139.44	260.06	390.19	530.34
4	April	N/A	N/A	N/A	N/A	N/A	36.62	149.30	270.69	401.67	543.17
5	May	N/A	N/A	N/A	N/A	N/A	45.78	159.15	281.32	413.15	555.58
6	June	N/A	N/A	N/A	N/A	N/A	54.93	169.01	291.95	424.63	568.00
7	July	N/A	N/A	N/A	N/A	N/A	64.09	178.87	302.58	436.11	580.41
8	August	N/A	N/A	N/A	N/A	N/A	73.24	188.73	313.22	447.59	592.82
9	September	N/A	N/A	N/A	N/A	N/A	82.40	198.59	323.85	459.07	605.24
10	October	N/A	N/A	N/A	N/A	N/A	91.55	208.45	334.48	470.55	617.65
11	November	N/A	N/A	N/A	N/A	N/A	100.71	218.30	345.11	482.03	630.07
12	December	N/A	N/A	N/A	N/A	N/A	109.86	228.16	355.74	493.51	642.48
SEWER COLLECTION											
13	January	15.38	16.49	400.25	480.00	480.00	N/A	N/A	N/A	N/A	N/A
14	February	30.77	32.99	417.96	499.06	500.54	N/A	N/A	N/A	N/A	N/A
15	March	46.15	49.48	435.68	518.12	521.07	N/A	N/A	N/A	N/A	N/A
16	April	61.53	65.98	453.40	537.18	541.61	N/A	N/A	N/A	N/A	N/A
17	May	76.92	82.47	471.12	556.24	562.15	N/A	N/A	N/A	N/A	N/A
18	June	92.30	98.96	488.83	575.30	582.69	N/A	N/A	N/A	N/A	N/A
19	July	107.68	115.46	506.55	594.36	603.22	N/A	N/A	N/A	N/A	N/A
20	August	123.07	131.95	524.27	613.42	623.76	N/A	N/A	N/A	N/A	N/A
21	September	138.45	148.45	541.99	632.48	644.30	N/A	N/A	N/A	N/A	N/A
22	October	153.83	164.94	559.70	651.54	664.84	N/A	N/A	N/A	N/A	N/A
23	November	169.22	181.43	577.42	670.60	685.37	N/A	N/A	N/A	N/A	N/A
24	December	184.60	197.93	595.14	689.66	705.91	N/A	N/A	N/A	N/A	N/A
SEWER TREATMENT AND DISPOSAL											
13	January	N/A	N/A	N/A	N/A	N/A	N/A	N/A	N/A	N/A	N/A
14	February	N/A	N/A	N/A	N/A	N/A	N/A	N/A	N/A	N/A	N/A
15	March	N/A	N/A	N/A	N/A	N/A	N/A	N/A	N/A	N/A	N/A
16	April	N/A	N/A	N/A	N/A	N/A	N/A	N/A	N/A	N/A	N/A
17	May	N/A	N/A	N/A	N/A	N/A	N/A	N/A	N/A	N/A	N/A
18	June	N/A	N/A	N/A	N/A	N/A	N/A	N/A	N/A	N/A	N/A
19	July	N/A	N/A	N/A	N/A	N/A	N/A	N/A	N/A	N/A	N/A
20	August	N/A	N/A	N/A	N/A	N/A	N/A	N/A	N/A	N/A	N/A
21	September	N/A	N/A	N/A	N/A	N/A	N/A	N/A	N/A	N/A	N/A
22	October	N/A	N/A	N/A	N/A	N/A	N/A	N/A	N/A	N/A	N/A
23	November	N/A	N/A	N/A	N/A	N/A	N/A	N/A	N/A	N/A	N/A
24	December	N/A	N/A	N/A	N/A	N/A	N/A	N/A	N/A	N/A	N/A

13394

SOUTHERN STATES UTILITIES, INC.

SUMMARY OF REQUESTED WATER AND SEWER AFPI CHARGES EFFECTIVE JANUARY 1, 1997

ALTERNATIVE 1 (ATTACHMENT C) - THE HIGHER OF THE AFPI CHARGES SSU REQUESTED OR THE COMMISSION APPROVED FOR PLANT COMPONENTS WHERE NO CHANGE TO EXISTING AFPI CHARGES WAS REQUESTED

COMMISSION APPROVED AFPI CHARGES FOR ALL REMAINING PLANT COMPONENTS

APACHE SHORES

Citrus County

Line No.	(1) DESCRIPTION	(2) (3) (4) (5) (6) WATER TREATMENT PLANT					(7) (8) (9) (10) (11) WATER TRANSMISSION / DISTRIBUTION				
		1997	1998	1999	2000	2001	1997	1998	1999	2000	2001
1	January	5.01	65.47	130.20	199.60	274.16	0.50	6.51	13.01	20.06	27.70
2	February	10.02	70.84	135.95	205.77	280.80	1.00	7.05	13.60	20.69	28.38
3	March	15.03	76.20	141.70	211.95	287.45	1.49	7.59	14.18	21.32	29.07
4	April	20.04	81.56	147.44	218.12	294.09	1.99	8.13	14.76	21.95	29.75
5	May	25.05	86.92	153.19	224.30	300.73	2.49	8.66	15.35	22.59	30.44
6	June	30.06	92.28	158.94	230.47	307.37	2.99	9.20	15.93	23.22	31.12
7	July	35.07	97.64	164.69	236.65	314.01	3.48	9.74	16.51	23.85	31.81
8	August	40.07	103.01	170.43	242.82	320.65	3.98	10.28	17.09	24.48	32.49
9	September	45.08	108.37	176.18	249.00	327.30	4.48	10.82	17.68	25.11	33.18
10	October	50.09	113.73	181.93	255.17	333.94	4.98	11.35	18.26	25.75	33.86
11	November	55.10	119.09	187.68	261.35	340.58	5.48	11.89	18.84	26.38	34.55
12	December	60.11	124.45	193.43	267.52	347.22	5.97	12.43	19.43	27.01	35.23
		SEWER COLLECTION					SEWER TREATMENT AND DISPOSAL				
		1997	1998	1999	2000	2001	1997	1998	1999	2000	2001
13	January	3.59	3.87	93.73	144.06	198.39	6.19	6.65	161.17	247.48	340.44
14	February	7.19	7.74	97.89	148.55	203.25	12.38	13.29	168.32	255.18	348.75
15	March	10.78	11.61	102.06	153.05	208.11	18.57	19.94	175.46	262.87	357.05
16	April	14.38	15.47	106.23	157.55	212.97	24.76	26.58	182.61	270.57	365.35
17	May	17.97	19.33	110.39	162.05	217.83	30.95	33.23	189.76	278.27	373.65
18	June	21.57	23.21	114.56	166.54	222.69	37.14	39.87	196.90	285.96	381.96
19	July	25.16	27.08	118.73	171.04	227.55	43.33	46.52	204.05	293.66	390.26
20	August	28.76	30.95	122.89	175.54	232.41	49.52	53.16	211.20	301.35	398.56
21	September	32.35	34.82	127.06	180.04	237.27	55.71	59.81	218.34	309.05	406.87
22	October	35.95	38.68	131.23	184.53	242.13	61.90	66.45	225.49	316.75	415.17
23	November	39.54	42.55	135.39	189.03	246.99	68.09	73.10	232.64	324.44	423.47
24	December	43.14	46.42	139.56	193.53	251.85	74.28	79.74	239.78	332.14	431.77

13395

SOUTHERN STATES UTILITIES, INC.

SUMMARY OF REQUESTED WATER AND SEWER AFPI CHARGES EFFECTIVE JANUARY 1, 1997

ALTERNATIVE 1 (ATTACHMENT C) - THE HIGHER OF THE AFPI CHARGES SSU REQUESTED OR THE COMMISSION APPROVED FOR PLANT COMPONENTS WHERE NO CHANGE TO EXISTING AFPI CHARGES WAS REQUESTED

COMMISSION APPROVED AFPI CHARGES FOR ALL REMAINING PLANT COMPONENTS

BAY LAKE ESTATES

Osceola County

Line No.	(1) DESCRIPTION	(2) WATER TREATMENT PLANT					(7) WATER TRANSMISSION / DISTRIBUTION				
		(3) 1997	(4) 1998	(5) 1999	(6) 2000	(8) 2001	(9) 1997	(10) 1998	(11) 1999	(12) 2000	(13) 2001
1	January	N/A	N/A	N/A	N/A	N/A	1.16	15.18	30.20	46.30	63.59
2	February	N/A	N/A	N/A	N/A	N/A	2.32	16.42	31.53	47.73	65.13
3	March	N/A	N/A	N/A	N/A	N/A	3.48	17.67	32.87	49.17	66.68
4	April	N/A	N/A	N/A	N/A	N/A	4.65	18.91	34.20	50.60	68.22
5	May	N/A	N/A	N/A	N/A	N/A	5.81	20.16	35.53	52.03	69.76
6	June	N/A	N/A	N/A	N/A	N/A	6.97	21.40	36.87	53.46	71.30
7	July	N/A	N/A	N/A	N/A	N/A	8.13	22.65	38.20	54.89	72.84
8	August	N/A	N/A	N/A	N/A	N/A	9.29	23.89	39.54	56.32	74.39
9	September	N/A	N/A	N/A	N/A	N/A	10.45	25.13	40.87	57.76	75.93
10	October	N/A	N/A	N/A	N/A	N/A	11.61	26.38	42.20	59.19	77.47
11	November	N/A	N/A	N/A	N/A	N/A	12.77	27.62	43.54	60.62	79.01
12	December	N/A	N/A	N/A	N/A	N/A	13.94	28.87	44.87	62.05	80.55
		(14) SEWER COLLECTION					(15) SEWER TREATMENT AND DISPOSAL				
		1997	1998	1999	2000	2001	1997	1998	1999	2000	2001
13	January	N/A	N/A	N/A	N/A	N/A	N/A	N/A	N/A	N/A	N/A
14	February	N/A	N/A	N/A	N/A	N/A	N/A	N/A	N/A	N/A	N/A
15	March	N/A	N/A	N/A	N/A	N/A	N/A	N/A	N/A	N/A	N/A
16	April	N/A	N/A	N/A	N/A	N/A	N/A	N/A	N/A	N/A	N/A
17	May	N/A	N/A	N/A	N/A	N/A	N/A	N/A	N/A	N/A	N/A
18	June	N/A	N/A	N/A	N/A	N/A	N/A	N/A	N/A	N/A	N/A
19	July	N/A	N/A	N/A	N/A	N/A	N/A	N/A	N/A	N/A	N/A
20	August	N/A	N/A	N/A	N/A	N/A	N/A	N/A	N/A	N/A	N/A
21	September	N/A	N/A	N/A	N/A	N/A	N/A	N/A	N/A	N/A	N/A
22	October	N/A	N/A	N/A	N/A	N/A	N/A	N/A	N/A	N/A	N/A
23	November	N/A	N/A	N/A	N/A	N/A	N/A	N/A	N/A	N/A	N/A
24	December	N/A	N/A	N/A	N/A	N/A	N/A	N/A	N/A	N/A	N/A

13396

SOUTHERN STATES UTILITIES, INC.
SUMMARY OF REQUESTED WATER AND SEWER AFPI CHARGES EFFECTIVE JANUARY 1, 1997
ALTERNATIVE 1 (ATTACHMENT C) - THE HIGHER OF THE AFPI CHARGES SSU REQUESTED OR THE COMMISSION APPROVED
FOR PLANT COMPONENTS WHERE NO CHANGE TO EXISTING AFPI CHARGES WAS REQUESTED
COMMISSION APPROVED AFPI CHARGES FOR ALL REMAINING PLANT COMPONENTS
BEACON HILLS
Duval County

Line No.	(1) DESCRIPTION	(2)	(3)	(4)	(5)	(6)	(7)	(8)	(9)	(10)	(11)
		WATER TREATMENT PLANT					WATER TRANSMISSION / DISTRIBUTION				
		1997	1998	1999	2000	2001	1997	1998	1999	2000	2001
1	January	196.89	196.89	196.89	196.89	196.89	N/A	N/A	N/A	N/A	N/A
2	February	196.89	196.89	196.89	196.89	196.89	N/A	N/A	N/A	N/A	N/A
3	March	196.89	196.89	196.89	196.89	196.89	N/A	N/A	N/A	N/A	N/A
4	April	196.89	196.89	196.89	196.89	196.89	N/A	N/A	N/A	N/A	N/A
5	May	196.89	196.89	196.89	196.89	196.89	N/A	N/A	N/A	N/A	N/A
6	June	196.89	196.89	196.89	196.89	196.89	N/A	N/A	N/A	N/A	N/A
7	July	196.89	196.89	196.89	196.89	196.89	N/A	N/A	N/A	N/A	N/A
8	August	196.89	196.89	196.89	196.89	196.89	N/A	N/A	N/A	N/A	N/A
9	September	196.89	196.89	196.89	196.89	196.89	N/A	N/A	N/A	N/A	N/A
10	October	196.89	196.89	196.89	196.89	196.89	N/A	N/A	N/A	N/A	N/A
11	November	196.89	196.89	196.89	196.89	196.89	N/A	N/A	N/A	N/A	N/A
12	December	196.89	196.89	196.89	196.89	196.89	N/A	N/A	N/A	N/A	N/A
		SEWER COLLECTION					SEWER TREATMENT AND DISPOSAL				
		1997	1998	1999	2000	2001	1997	1998	1999	2000	2001
13	January	N/A	N/A	N/A	N/A	N/A	310.39	310.39	310.39	310.39	310.39
14	February	N/A	N/A	N/A	N/A	N/A	310.39	310.39	310.39	310.39	310.39
15	March	N/A	N/A	N/A	N/A	N/A	310.39	310.39	310.39	310.39	310.39
16	April	N/A	N/A	N/A	N/A	N/A	310.39	310.39	310.39	310.39	310.39
17	May	N/A	N/A	N/A	N/A	N/A	310.39	310.39	310.39	310.39	310.39
18	June	N/A	N/A	N/A	N/A	N/A	310.39	310.39	310.39	310.39	310.39
19	July	N/A	N/A	N/A	N/A	N/A	310.39	310.39	310.39	310.39	310.39
20	August	N/A	N/A	N/A	N/A	N/A	310.39	310.39	310.39	310.39	310.39
21	September	N/A	N/A	N/A	N/A	N/A	310.39	310.39	310.39	310.39	310.39
22	October	N/A	N/A	N/A	N/A	N/A	310.39	310.39	310.39	310.39	310.39
23	November	N/A	N/A	N/A	N/A	N/A	310.39	310.39	310.39	310.39	310.39
24	December	N/A	N/A	N/A	N/A	N/A	310.39	310.39	310.39	310.39	310.39

SOUTHERN STATES UTILITIES, INC.

SUMMARY OF REQUESTED WATER AND SEWER AFPI CHARGES EFFECTIVE JANUARY 1, 1997

ALTERNATIVE 1 (ATTACHMENT C) - THE HIGHER OF THE AFPI CHARGES SSU REQUESTED OR THE COMMISSION APPROVED FOR PLANT COMPONENTS WHERE NO CHANGE TO EXISTING AFPI CHARGES WAS REQUESTED

COMMISSION APPROVED AFPI CHARGES FOR ALL REMAINING PLANT COMPONENTS

BEECHER'S POINT

Putnam County

Line No.	(1) DESCRIPTION	(2)	(3)	(4)	(5)	(6)	(7)	(8)	(9)	(10)	(11)
		WATER TREATMENT PLANT					WATER TRANSMISSION / DISTRIBUTION				
		1997	1998	1999	2000	2001	1997	1998	1999	2000	2001
1	January	N/A	N/A	N/A	N/A	N/A	7.39	96.66	193.32	298.09	411.80
2	February	N/A	N/A	N/A	N/A	N/A	14.78	104.66	201.99	307.50	422.01
3	March	N/A	N/A	N/A	N/A	N/A	22.16	112.66	210.66	316.91	432.23
4	April	N/A	N/A	N/A	N/A	N/A	29.55	120.66	219.33	326.32	442.45
5	May	N/A	N/A	N/A	N/A	N/A	36.94	128.66	228.00	335.73	452.67
6	June	N/A	N/A	N/A	N/A	N/A	44.33	136.65	236.67	345.13	462.88
7	July	N/A	N/A	N/A	N/A	N/A	51.72	144.65	245.34	354.54	473.10
8	August	N/A	N/A	N/A	N/A	N/A	59.11	152.65	254.01	363.95	483.32
9	September	N/A	N/A	N/A	N/A	N/A	66.49	160.65	262.68	373.36	493.53
10	October	N/A	N/A	N/A	N/A	N/A	73.88	168.65	271.35	382.76	503.75
11	November	N/A	N/A	N/A	N/A	N/A	81.27	176.65	280.02	392.17	513.97
12	December	N/A	N/A	N/A	N/A	N/A	88.66	184.65	288.69	401.58	524.18
		SEWER COLLECTION					SEWER TREATMENT AND DISPOSAL				
		1997	1998	1999	2000	2001	1997	1998	1999	2000	2001
13	January	8.60	9.25	224.11	344.47	474.35	5.96	6.38	154.92	237.70	326.76
14	February	17.19	18.50	234.07	355.22	485.96	11.91	12.77	161.77	245.08	334.71
15	March	25.79	27.74	244.04	365.97	497.58	17.87	19.15	168.63	252.45	342.65
16	April	34.39	36.99	254.00	376.73	509.19	23.82	25.53	175.49	259.83	350.59
17	May	42.99	46.24	263.97	387.48	520.81	29.78	31.92	182.34	267.20	358.54
18	June	51.58	55.49	273.93	398.23	532.43	35.73	38.30	189.20	274.57	366.48
19	July	60.18	64.74	283.90	408.98	544.04	41.69	44.68	196.05	281.95	374.43
20	August	68.78	73.99	293.86	419.73	555.66	47.64	51.07	202.91	289.32	382.37
21	September	77.37	83.23	303.83	430.48	567.27	53.60	57.45	209.76	296.70	390.31
22	October	85.97	92.48	313.79	441.23	578.89	59.55	63.83	216.62	304.07	398.26
23	November	94.57	101.73	323.76	451.98	590.51	65.61	70.22	223.47	311.45	406.20
24	December	103.17	110.98	333.72	462.73	602.12	71.47	76.60	230.33	318.82	414.14

SOUTHERN STATES UTILITIES, INC.

SUMMARY OF REQUESTED WATER AND SEWER AFPI CHARGES EFFECTIVE JANUARY 1, 1997

ALTERNATIVE 1 (ATTACHMENT C) - THE HIGHER OF THE AFPI CHARGES SSU REQUESTED OR THE COMMISSION APPROVED FOR PLANT COMPONENTS WHERE NO CHANGE TO EXISTING AFPI CHARGES WAS REQUESTED

COMMISSION APPROVED AFPI CHARGES FOR ALL REMAINING PLANT COMPONENTS

BUENAVENTURA LAKES

Osceola County

Line No.	(1) DESCRIPTION	(2) WATER TREATMENT PLANT					(7) WATER TRANSMISSION / DISTRIBUTION					
		(3) 1997	(4) 1998	(5) 1999	(6) 2000	(8) 2001	(9) 1997	(10) 1998	(11) 1999	(12) 2000	(13) 2001	
1	January	N/A	N/A	N/A	N/A	N/A	N/A	N/A	N/A	N/A	N/A	N/A
2	February	N/A	N/A	N/A	N/A	N/A	N/A	N/A	N/A	N/A	N/A	N/A
3	March	N/A	N/A	N/A	N/A	N/A	N/A	N/A	N/A	N/A	N/A	N/A
4	April	N/A	N/A	N/A	N/A	N/A	N/A	N/A	N/A	N/A	N/A	N/A
5	May	N/A	N/A	N/A	N/A	N/A	N/A	N/A	N/A	N/A	N/A	N/A
6	June	N/A	N/A	N/A	N/A	N/A	N/A	N/A	N/A	N/A	N/A	N/A
7	July	N/A	N/A	N/A	N/A	N/A	N/A	N/A	N/A	N/A	N/A	N/A
8	August	N/A	N/A	N/A	N/A	N/A	N/A	N/A	N/A	N/A	N/A	N/A
9	September	N/A	N/A	N/A	N/A	N/A	N/A	N/A	N/A	N/A	N/A	N/A
10	October	N/A	N/A	N/A	N/A	N/A	N/A	N/A	N/A	N/A	N/A	N/A
11	November	N/A	N/A	N/A	N/A	N/A	N/A	N/A	N/A	N/A	N/A	N/A
12	December	N/A	N/A	N/A	N/A	N/A	N/A	N/A	N/A	N/A	N/A	N/A

Line No.	DESCRIPTION	SEWER COLLECTION					SEWER TREATMENT AND DISPOSAL				
		1997	1998	1999	2000	2001	1997	1998	1999	2000	2001
13	January	N/A	N/A	N/A	N/A	N/A	6.60	7.05	171.34	262.57	360.47
14	February	N/A	N/A	N/A	N/A	N/A	13.19	14.11	178.90	270.68	369.18
15	March	N/A	N/A	N/A	N/A	N/A	19.79	21.16	186.45	278.78	377.90
16	April	N/A	N/A	N/A	N/A	N/A	26.38	28.21	194.01	286.89	386.61
17	May	N/A	N/A	N/A	N/A	N/A	32.98	35.27	201.57	295.00	395.33
18	June	N/A	N/A	N/A	N/A	N/A	39.57	42.32	209.12	303.11	404.04
19	July	N/A	N/A	N/A	N/A	N/A	46.17	49.37	216.68	311.21	412.76
20	August	N/A	N/A	N/A	N/A	N/A	52.77	56.43	224.24	319.32	421.48
21	September	N/A	N/A	N/A	N/A	N/A	59.36	63.48	231.79	327.43	430.19
22	October	N/A	N/A	N/A	N/A	N/A	65.96	70.53	239.35	335.54	438.91
23	November	N/A	N/A	N/A	N/A	N/A	72.55	77.59	246.91	343.64	447.62
24	December	N/A	N/A	N/A	N/A	N/A	79.15	84.64	254.46	351.75	456.34

SOUTHERN STATES UTILITIES, INC.
SUMMARY OF REQUESTED WATER AND SEWER AFPI CHARGES EFFECTIVE JANUARY 1, 1997
ALTERNATIVE 1 (ATTACHMENT C) - THE HIGHER OF THE AFPI CHARGES SSU REQUESTED OR THE COMMISSION APPROVED
FOR PLANT COMPONENTS WHERE NO CHANGE TO EXISTING AFPI CHARGES WAS REQUESTED
COMMISSION APPROVED AFPI CHARGES FOR ALL REMAINING PLANT COMPONENTS
BURNT STORE
Charlotte/Lee County

Line No.	(1) DESCRIPTION	(2)	(3)	(4)	(5)	(6)	(7)	(8)	(9)	(10)	(11)
		WATER TREATMENT PLANT					WATER TRANSMISSION / DISTRIBUTION				
		1997	1998	1999	2000	2001	1997	1998	1999	2000	2001
1	January	263.05	1,064.50	1,064.50	1,064.50	1,064.50	435.50	435.50	435.50	435.50	435.50
2	February	526.11	1,064.50	1,064.50	1,064.50	1,064.50	435.50	435.50	435.50	435.50	435.50
3	March	789.16	1,064.50	1,064.50	1,064.50	1,064.50	435.50	435.50	435.50	435.50	435.50
4	April	1,052.21	1,064.50	1,064.50	1,064.50	1,064.50	435.50	435.50	435.50	435.50	435.50
5	May	1,064.50	1,064.50	1,064.50	1,064.50	1,064.50	435.50	435.50	435.50	435.50	435.50
6	June	1,064.50	1,064.50	1,064.50	1,064.50	1,064.50	435.50	435.50	435.50	435.50	435.50
7	July	1,064.50	1,064.50	1,064.50	1,064.50	1,064.50	435.50	435.50	435.50	435.50	435.50
8	August	1,064.50	1,064.50	1,064.50	1,064.50	1,064.50	435.50	435.50	435.50	435.50	435.50
9	September	1,064.50	1,064.50	1,064.50	1,064.50	1,064.50	435.50	435.50	435.50	435.50	435.50
10	October	1,064.50	1,064.50	1,064.50	1,064.50	1,064.50	435.50	435.50	435.50	435.50	435.50
11	November	1,064.50	1,064.50	1,064.50	1,064.50	1,064.50	435.50	435.50	435.50	435.50	435.50
12	December	1,064.50	1,064.50	1,064.50	1,064.50	1,064.50	435.50	435.50	435.50	435.50	435.50
		SEWER COLLECTION					SEWER TREATMENT AND DISPOSAL				
		1997	1998	1999	2000	2001	1997	1998	1999	2000	2001
13	January	8.07	105.25	206.55	317.48	439.04	6.83	88.81	171.71	261.08	357.58
14	February	16.15	113.63	215.72	327.53	450.05	13.66	95.67	179.11	269.07	366.22
15	March	24.22	122.00	224.89	337.57	461.07	20.49	102.54	186.51	277.06	374.86
16	April	32.29	130.38	234.06	347.62	472.09	27.31	109.40	193.91	285.04	383.50
17	May	40.36	138.75	243.23	357.67	483.11	34.14	116.26	201.31	293.03	392.13
18	June	48.44	147.13	252.40	367.72	494.13	40.97	123.13	208.70	301.02	400.77
19	July	56.51	155.50	261.57	377.77	505.14	47.80	129.99	216.10	309.01	409.41
20	August	64.58	163.88	270.74	387.82	516.16	54.63	136.86	223.50	316.99	418.05
21	September	72.66	172.25	279.91	397.87	527.18	61.46	143.72	230.90	324.98	426.69
22	October	80.73	180.63	289.08	407.92	538.20	68.29	150.58	238.30	332.97	435.32
23	November	88.80	189.00	298.26	417.97	549.22	75.11	157.45	245.70	340.96	443.96
24	December	96.88	197.37	307.43	428.02	560.23	81.94	164.31	253.09	348.95	452.60

SOUTHERN STATES UTILITIES, INC.

SUMMARY OF REQUESTED WATER AND SEWER AFPI CHARGES EFFECTIVE JANUARY 1, 1997

**ALTERNATIVE 1 (ATTACHMENT C) - THE HIGHER OF THE AFPI CHARGES SSU REQUESTED OR THE COMMISSION APPROVED FOR PLANT COMPONENTS WHERE NO CHANGE TO EXISTING AFPI CHARGES WAS REQUESTED
COMMISSION APPROVED AFPI CHARGES FOR ALL REMAINING PLANT COMPONENTS**

CARLTON VILLAGE

Line No.	(1) DESCRIPTION	(2) WATER TREATMENT PLANT					(7) WATER TRANSMISSION / DISTRIBUTION				
		(3) 1997	(4) 1998	(5) 1999	(6) 2000	(8) 2001	(9) 1997	(10) 1998	(11) 1999	(12) 2000	(13) 2001
1	January	N/A	N/A	N/A	N/A	N/A	4.21	55.05	110.23	170.19	235.40
2	February	N/A	N/A	N/A	N/A	N/A	8.41	59.61	115.19	175.59	241.27
3	March	N/A	N/A	N/A	N/A	N/A	12.62	64.18	120.15	180.98	247.14
4	April	N/A	N/A	N/A	N/A	N/A	16.83	68.74	125.11	186.38	253.01
5	May	N/A	N/A	N/A	N/A	N/A	21.03	73.31	130.07	191.77	258.88
6	June	N/A	N/A	N/A	N/A	N/A	25.24	77.87	135.03	197.17	264.75
7	July	N/A	N/A	N/A	N/A	N/A	29.45	82.44	140.00	202.56	270.63
8	August	N/A	N/A	N/A	N/A	N/A	33.65	87.01	144.96	207.95	276.50
9	September	N/A	N/A	N/A	N/A	N/A	37.86	91.57	149.92	213.35	282.37
10	October	N/A	N/A	N/A	N/A	N/A	42.07	96.14	154.88	218.74	288.24
11	November	N/A	N/A	N/A	N/A	N/A	46.27	100.70	159.84	224.14	294.11
12	December	N/A	N/A	N/A	N/A	N/A	50.48	105.27	164.80	229.53	299.98
SEWER COLLECTION											
13	January	N/A	N/A	N/A	N/A	N/A	N/A	N/A	N/A	N/A	N/A
14	February	N/A	N/A	N/A	N/A	N/A	N/A	N/A	N/A	N/A	N/A
15	March	N/A	N/A	N/A	N/A	N/A	N/A	N/A	N/A	N/A	N/A
16	April	N/A	N/A	N/A	N/A	N/A	N/A	N/A	N/A	N/A	N/A
17	May	N/A	N/A	N/A	N/A	N/A	N/A	N/A	N/A	N/A	N/A
18	June	N/A	N/A	N/A	N/A	N/A	N/A	N/A	N/A	N/A	N/A
19	July	N/A	N/A	N/A	N/A	N/A	N/A	N/A	N/A	N/A	N/A
20	August	N/A	N/A	N/A	N/A	N/A	N/A	N/A	N/A	N/A	N/A
21	September	N/A	N/A	N/A	N/A	N/A	N/A	N/A	N/A	N/A	N/A
22	October	N/A	N/A	N/A	N/A	N/A	N/A	N/A	N/A	N/A	N/A
23	November	N/A	N/A	N/A	N/A	N/A	N/A	N/A	N/A	N/A	N/A
24	December	N/A	N/A	N/A	N/A	N/A	N/A	N/A	N/A	N/A	N/A
SEWER TREATMENT AND DISPOSAL											

SOUTHERN STATES UTILITIES, INC.

SUMMARY OF REQUESTED WATER AND SEWER AFPI CHARGES EFFECTIVE JANUARY 1, 1997

**ALTERNATIVE 1 (ATTACHMENT C) - THE HIGHER OF THE AFPI CHARGES SSU REQUESTED OR THE COMMISSION APPROVED FOR PLANT COMPONENTS WHERE NO CHANGE TO EXISTING AFPI CHARGES WAS REQUESTED
COMMISSION APPROVED AFPI CHARGES FOR ALL REMAINING PLANT COMPONENTS**

CHULUOTA

Line No.	(1) DESCRIPTION	(2)	(3)	(4)	(5)	(6)	(7)	(8)	(9)	(10)	(11)
		WATER TREATMENT PLANT					WATER TRANSMISSION / DISTRIBUTION				
		1997	1998	1999	2000	2001	1997	1998	1999	2000	2001
1	January	0.28	3.62	7.25	11.16	15.43	11.59	151.64	304.13	470.27	651.45
2	February	0.55	3.92	7.57	11.52	15.81	23.17	164.25	317.87	485.25	667.80
3	March	0.83	4.22	7.89	11.87	16.20	34.76	176.86	331.61	500.24	684.15
4	April	1.11	4.52	8.22	12.22	16.58	46.34	189.48	345.35	515.22	700.00
5	May	1.38	4.82	8.54	12.57	16.97	57.93	202.09	359.09	530.21	700.00
6	June	1.66	5.12	8.87	12.93	17.35	69.51	214.70	372.83	545.19	700.00
7	July	1.94	5.42	9.19	13.28	17.74	81.10	227.32	386.57	560.18	700.00
8	August	2.21	5.72	9.51	13.63	18.12	92.68	239.93	400.32	575.16	700.00
9	September	2.49	6.02	9.84	13.98	18.51	104.27	252.55	414.06	590.15	700.00
10	October	2.77	6.32	10.16	14.34	18.89	115.85	265.16	427.80	605.13	700.00
11	November	3.05	6.62	10.49	14.69	19.28	127.44	277.77	441.54	620.12	700.00
12	December	3.32	6.92	10.81	15.04	19.66	139.02	290.39	455.28	635.10	700.00
		SEWER COLLECTION					SEWER TREATMENT AND DISPOSAL				
		1997	1998	1999	2000	2001	1997	1998	1999	2000	2001
13	January	79.64	86.15	1,300.00	1,300.00	1,300.00	1,300.00	1,300.00	1,300.00	1,300.00	1,300.00
14	February	159.28	172.29	1,300.00	1,300.00	1,300.00	1,300.00	1,300.00	1,300.00	1,300.00	1,300.00
15	March	238.92	258.44	1,300.00	1,300.00	1,300.00	1,300.00	1,300.00	1,300.00	1,300.00	1,300.00
16	April	318.56	344.59	1,300.00	1,300.00	1,300.00	1,300.00	1,300.00	1,300.00	1,300.00	1,300.00
17	May	398.19	430.73	1,300.00	1,300.00	1,300.00	1,300.00	1,300.00	1,300.00	1,300.00	1,300.00
18	June	477.83	516.88	1,300.00	1,300.00	1,300.00	1,300.00	1,300.00	1,300.00	1,300.00	1,300.00
19	July	557.47	603.03	1,300.00	1,300.00	1,300.00	1,300.00	1,300.00	1,300.00	1,300.00	1,300.00
20	August	637.11	689.17	1,300.00	1,300.00	1,300.00	1,300.00	1,300.00	1,300.00	1,300.00	1,300.00
21	September	716.75	775.32	1,300.00	1,300.00	1,300.00	1,300.00	1,300.00	1,300.00	1,300.00	1,300.00
22	October	796.39	861.47	1,300.00	1,300.00	1,300.00	1,300.00	1,300.00	1,300.00	1,300.00	1,300.00
23	November	876.03	947.61	1,300.00	1,300.00	1,300.00	1,300.00	1,300.00	1,300.00	1,300.00	1,300.00
24	December	955.67	1,033.76	1,300.00	1,300.00	1,300.00	1,300.00	1,300.00	1,300.00	1,300.00	1,300.00

SOUTHERN STATES UTILITIES, INC.

SUMMARY OF REQUESTED WATER AND SEWER AFPI CHARGES EFFECTIVE JANUARY 1, 1997

ALTERNATIVE 1 (ATTACHMENT C) - THE HIGHER OF THE AFPI CHARGES SSU REQUESTED OR THE COMMISSION APPROVED

FOR PLANT COMPONENTS WHERE NO CHANGE TO EXISTING AFPI CHARGES WAS REQUESTED

COMMISSION APPROVED AFPI CHARGES FOR ALL REMAINING PLANT COMPONENTS

CITRUS SPRINGS

Line No.	(1) DESCRIPTION	(2) WATER TREATMENT PLANT					(7) WATER TRANSMISSION / DISTRIBUTION				
		(3) 1997	(3) 1998	(3) 1999	(3) 2000	(3) 2001	(7) 1997	(7) 1998	(7) 1999	(7) 2000	(7) 2001
1	January	0.08	1.04	2.04	3.10	4.20	382.19	382.19	382.19	382.19	382.19
2	February	0.16	1.12	2.13	3.19	4.29	382.19	382.19	382.19	382.19	382.19
3	March	0.24	1.20	2.22	3.28	4.39	382.19	382.19	382.19	382.19	382.19
4	April	0.32	1.29	2.30	3.37	4.48	382.19	382.19	382.19	382.19	382.19
5	May	0.40	1.37	2.39	3.46	4.58	382.19	382.19	382.19	382.19	382.19
6	June	0.48	1.45	2.48	3.55	4.67	382.19	382.19	382.19	382.19	382.19
7	July	0.56	1.54	2.57	3.64	4.77	382.19	382.19	382.19	382.19	382.19
8	August	0.64	1.62	2.65	3.74	4.86	382.19	382.19	382.19	382.19	382.19
9	September	0.72	1.70	2.74	3.83	4.96	382.19	382.19	382.19	382.19	382.19
10	October	0.80	1.79	2.83	3.92	5.05	382.19	382.19	382.19	382.19	382.19
11	November	0.88	1.87	2.92	4.01	5.15	382.19	382.19	382.19	382.19	382.19
12	December	0.96	1.95	3.01	4.10	5.24	382.19	382.19	382.19	382.19	382.19
SEWER COLLECTION											
13	January	9.80	10.57	255.83	393.76	542.95	120.17	120.17	120.17	140.75	191.54
14	February	19.60	21.14	267.25	406.11	556.32	120.17	120.17	120.17	144.96	195.99
15	March	29.40	31.71	278.66	418.46	569.70	120.17	120.17	120.17	149.17	200.45
16	April	39.19	42.28	290.08	430.80	583.07	120.17	120.17	120.17	153.38	204.91
17	May	48.99	52.85	301.50	443.15	596.44	120.17	120.17	120.17	157.59	209.37
18	June	58.79	63.41	312.91	455.50	609.81	120.17	120.17	120.17	161.81	213.82
19	July	68.59	73.98	324.33	467.84	623.18	120.17	120.17	120.17	166.02	218.28
20	August	78.39	84.55	335.75	480.19	636.55	120.17	120.17	120.58	170.23	222.74
21	September	88.19	95.12	347.16	492.54	649.93	120.17	120.17	124.56	174.44	227.19
22	October	97.99	105.69	358.58	504.89	663.30	120.17	120.17	128.55	178.66	231.65
23	November	107.79	116.26	370.00	517.23	676.67	120.17	120.17	132.54	182.87	236.11
24	December	117.58	126.83	381.42	529.58	690.04	120.17	120.17	136.53	187.08	240.56
SEWER TREATMENT AND DISPOSAL											

SOUTHERN STATES UTILITIES, INC.
SUMMARY OF REQUESTED WATER AND SEWER AFPI CHARGES EFFECTIVE JANUARY 1, 1997
ALTERNATIVE 1 (ATTACHMENT C) - THE HIGHER OF THE AFPI CHARGES SSU REQUESTED OR THE COMMISSION APPROVED
FOR PLANT COMPONENTS WHERE NO CHANGE TO EXISTING AFPI CHARGES WAS REQUESTED
COMMISSION APPROVED AFPI CHARGES FOR ALL REMAINING PLANT COMPONENTS

CRYSTAL RIVER

Line No.	(1) DESCRIPTION	(2) (3) (4) (5) (6) WATER TREATMENT PLANT					(7) (8) (9) (10) (11) WATER TRANSMISSION / DISTRIBUTION				
		1997	1998	1999	2000	2001	1997	1998	1999	2000	2001
1	January	6.48	84.71	168.64	258.82	355.89	4.00	52.36	104.44	160.60	221.28
2	February	12.96	91.66	176.10	266.85	364.56	8.01	56.67	109.09	165.62	226.71
3	March	19.44	98.61	183.57	274.89	373.22	12.01	60.98	113.74	170.65	232.14
4	April	25.92	105.56	191.04	282.93	381.88	16.01	65.29	118.39	175.67	237.58
5	May	32.40	112.51	198.51	290.97	390.55	20.02	69.61	123.04	180.69	243.01
6	June	38.88	119.46	205.97	299.00	399.21	24.02	73.92	127.69	185.71	248.44
7	July	45.36	126.41	213.44	307.04	407.87	28.03	78.23	132.33	190.74	253.87
8	August	51.84	133.37	220.91	315.08	416.54	32.03	82.54	136.98	195.76	259.30
9	September	58.32	140.32	228.38	323.12	425.20	36.03	86.86	141.63	200.78	264.73
10	October	64.80	147.27	235.84	331.15	433.86	40.04	91.17	146.28	205.80	270.16
11	November	71.28	154.22	243.31	339.19	442.53	44.04	95.48	150.93	210.83	275.59
12	December	77.76	161.17	250.78	347.23	451.19	48.04	99.79	155.58	215.85	281.03
		SEWER COLLECTION					SEWER TREATMENT AND DISPOSAL				
13	January	N/A	N/A	N/A	N/A	N/A	N/A	N/A	N/A	N/A	N/A
14	February	N/A	N/A	N/A	N/A	N/A	N/A	N/A	N/A	N/A	N/A
15	March	N/A	N/A	N/A	N/A	N/A	N/A	N/A	N/A	N/A	N/A
16	April	N/A	N/A	N/A	N/A	N/A	N/A	N/A	N/A	N/A	N/A
17	May	N/A	N/A	N/A	N/A	N/A	N/A	N/A	N/A	N/A	N/A
18	June	N/A	N/A	N/A	N/A	N/A	N/A	N/A	N/A	N/A	N/A
19	July	N/A	N/A	N/A	N/A	N/A	N/A	N/A	N/A	N/A	N/A
20	August	N/A	N/A	N/A	N/A	N/A	N/A	N/A	N/A	N/A	N/A
21	September	N/A	N/A	N/A	N/A	N/A	N/A	N/A	N/A	N/A	N/A
22	October	N/A	N/A	N/A	N/A	N/A	N/A	N/A	N/A	N/A	N/A
23	November	N/A	N/A	N/A	N/A	N/A	N/A	N/A	N/A	N/A	N/A
24	December	N/A	N/A	N/A	N/A	N/A	N/A	N/A	N/A	N/A	N/A

SOUTHERN STATES UTILITIES, INC.
SUMMARY OF REQUESTED WATER AND SEWER AFPI CHARGES EFFECTIVE JANUARY 1, 1997
ALTERNATIVE 1 (ATTACHMENT C) - THE HIGHER OF THE AFPI CHARGES SSU REQUESTED OR THE COMMISSION APPROVED
FOR PLANT COMPONENTS WHERE NO CHANGE TO EXISTING AFPI CHARGES WAS REQUESTED
COMMISSION APPROVED AFPI CHARGES FOR ALL REMAINING PLANT COMPONENTS
DEEP CREEK
Charlotte County

Line No.	(1) DESCRIPTION	(2)	(3)	(4)	(5)	(6)	(7)	(8)	(9)	(10)	(11)
		WATER TREATMENT PLANT					WATER TRANSMISSION / DISTRIBUTION				
		1997	1998	1999	2000	2001	1997	1998	1999	2000	2001
1	January	N/A	N/A	N/A	N/A	N/A	6.02	78.75	157.83	243.89	337.63
2	February	N/A	N/A	N/A	N/A	N/A	12.03	85.29	164.94	251.64	346.08
3	March	N/A	N/A	N/A	N/A	N/A	18.05	91.83	172.06	259.40	354.53
4	April	N/A	N/A	N/A	N/A	N/A	24.07	98.37	179.18	267.15	362.98
5	May	N/A	N/A	N/A	N/A	N/A	30.08	104.91	186.30	274.90	371.44
6	June	N/A	N/A	N/A	N/A	N/A	36.10	111.46	193.42	282.66	379.89
7	July	N/A	N/A	N/A	N/A	N/A	42.12	118.00	200.54	290.41	388.34
8	August	N/A	N/A	N/A	N/A	N/A	48.14	124.54	207.66	298.16	396.79
9	September	N/A	N/A	N/A	N/A	N/A	54.15	131.08	214.78	305.92	405.24
10	October	N/A	N/A	N/A	N/A	N/A	60.17	137.62	221.90	313.67	413.69
11	November	N/A	N/A	N/A	N/A	N/A	66.19	144.16	229.01	321.43	422.14
12	December	N/A	N/A	N/A	N/A	N/A	72.20	150.71	236.13	329.18	430.59
		SEWER COLLECTION					SEWER TREATMENT AND DISPOSAL				
		1997	1998	1999	2000	2001	1997	1998	1999	2000	2001
13	January	0.04	0.04	0.04	0.04	0.04	N/A	N/A	N/A	N/A	N/A
14	February	1.91	2.15	2.41	2.70	3.02	N/A	N/A	N/A	N/A	N/A
15	March	3.77	4.25	4.78	5.36	5.99	N/A	N/A	N/A	N/A	N/A
16	April	5.63	6.36	7.15	8.01	8.97	N/A	N/A	N/A	N/A	N/A
17	May	7.50	8.46	9.51	10.67	11.94	N/A	N/A	N/A	N/A	N/A
18	June	9.36	10.56	11.88	13.33	14.92	N/A	N/A	N/A	N/A	N/A
19	July	11.22	12.67	14.25	15.98	17.89	N/A	N/A	N/A	N/A	N/A
20	August	13.09	14.77	16.61	18.64	20.86	N/A	N/A	N/A	N/A	N/A
21	September	14.95	16.87	18.98	21.30	23.84	N/A	N/A	N/A	N/A	N/A
22	October	16.81	18.98	21.35	23.95	26.81	N/A	N/A	N/A	N/A	N/A
23	November	18.67	21.08	23.71	26.61	29.79	N/A	N/A	N/A	N/A	N/A
24	December	20.54	23.18	26.08	29.27	32.76	N/A	N/A	N/A	N/A	N/A

SOUTHERN STATES UTILITIES, INC.

SUMMARY OF REQUESTED WATER AND SEWER AFPI CHARGES EFFECTIVE JANUARY 1, 1997

ALTERNATIVE 1 (ATTACHMENT C) - THE HIGHER OF THE AFPI CHARGES SSU REQUESTED OR THE COMMISSION APPROVED

FOR PLANT COMPONENTS WHERE NO CHANGE TO EXISTING AFPI CHARGES WAS REQUESTED

COMMISSION APPROVED AFPI CHARGES FOR ALL REMAINING PLANT COMPONENTS

DELTONA

Volusia County

Line No.	(1) DESCRIPTION	(2) WATER TREATMENT PLANT					(7) WATER TRANSMISSION / DISTRIBUTION				
		(3) 1997	(3) 1998	(3) 1999	(3) 2000	(3) 2001	(7) 1997	(7) 1998	(7) 1999	(7) 2000	(7) 2001
1	January	70.60	70.60	70.60	70.60	70.60	2.07	27.11	54.24	83.66	115.61
2	February	70.60	70.60	70.60	70.60	70.60	4.14	29.36	56.67	86.30	118.49
3	March	70.60	70.60	70.60	70.60	70.60	6.22	31.60	59.11	88.95	121.36
4	April	70.60	70.60	70.60	70.60	70.60	8.29	33.85	61.54	91.59	124.23
5	May	70.60	70.60	70.60	70.60	70.60	10.36	36.09	63.98	94.23	127.10
6	June	70.60	70.60	70.60	70.60	70.60	12.43	38.34	66.41	96.88	129.98
7	July	70.60	70.60	70.60	70.60	70.60	14.51	40.58	68.84	99.52	132.85
8	August	70.60	70.60	70.60	70.60	70.60	16.58	42.83	71.28	102.17	135.72
9	September	70.60	70.60	70.60	70.60	70.60	18.65	45.07	73.71	104.81	138.59
10	October	70.60	70.60	70.60	70.60	70.60	20.72	47.32	76.15	107.45	141.47
11	November	70.60	70.60	70.60	70.60	70.60	22.80	49.56	78.58	110.10	144.34
12	December	70.60	70.60	70.60	70.60	70.60	24.87	51.80	81.02	112.74	147.21
		(4) SEWER COLLECTION					(8) SEWER TREATMENT AND DISPOSAL				
		1997	1998	1999	2000	2001	1997	1998	1999	2000	2001
13	January	6.39	6.87	166.50	255.93	352.46	88.98	88.98	355.51	546.06	751.44
14	February	12.77	13.74	173.91	263.92	361.10	88.98	88.98	371.28	563.06	769.79
15	March	19.16	20.61	181.31	271.91	369.73	88.98	88.98	387.06	580.06	788.14
16	April	25.55	27.49	188.71	279.90	378.36	88.98	88.98	402.84	597.07	806.49
17	May	31.93	34.36	196.12	287.89	386.99	88.98	88.98	418.61	614.07	824.85
18	June	38.32	41.23	203.52	295.88	395.63	88.98	88.98	434.39	631.07	843.20
19	July	44.71	48.10	210.92	303.88	404.26	95.53	102.64	450.17	648.08	861.55
20	August	51.09	54.97	218.33	311.87	412.89	109.18	117.30	465.95	665.08	879.90
21	September	57.48	61.84	225.73	319.86	421.53	122.83	131.97	481.72	682.08	898.25
22	October	63.87	68.71	233.13	327.85	430.16	136.48	146.63	497.50	699.08	916.60
23	November	70.25	75.59	240.54	335.84	438.79	150.12	161.29	513.28	716.09	934.95
24	December	76.64	82.46	247.94	343.83	447.43	163.77	175.96	529.06	733.09	953.30

13406

SOUTHERN STATES UTILITIES, INC.

SUMMARY OF REQUESTED WATER AND SEWER AFPI CHARGES EFFECTIVE JANUARY 1, 1997

ALTERNATIVE 1 (ATTACHMENT C) - THE HIGHER OF THE AFPI CHARGES SSU REQUESTED OR THE COMMISSION APPROVED

FOR PLANT COMPONENTS WHERE NO CHANGE TO EXISTING AFPI CHARGES WAS REQUESTED

COMMISSION APPROVED AFPI CHARGES FOR ALL REMAINING PLANT COMPONENTS

DOL RAY MANOR

Seminole County

Line No.	(1) DESCRIPTION	(2) WATER TREATMENT PLANT					(7) WATER TRANSMISSION / DISTRIBUTION				
		(3) 1997	(3) 1998	(3) 1999	(3) 2000	(3) 2001	(7) 1997	(7) 1998	(7) 1999	(7) 2000	(7) 2001
1	January	0.83	10.88	21.56	32.92	45.05	8.73	113.73	220.86	330.33	442.37
2	February	1.67	11.77	22.50	33.93	46.13	17.47	122.64	229.96	339.65	451.92
3	March	2.50	12.65	23.44	34.93	47.20	26.20	131.55	239.07	348.97	461.48
4	April	3.33	13.54	24.39	35.94	48.28	34.94	140.46	248.17	358.28	471.03
5	May	4.17	14.42	25.33	36.94	49.35	43.67	149.37	257.28	367.60	480.58
6	June	5.00	15.31	26.27	37.95	50.43	52.41	158.28	266.38	376.92	490.13
7	July	5.83	16.19	27.21	38.95	51.50	61.14	167.20	275.49	386.23	499.69
8	August	6.67	17.08	28.15	39.96	52.57	69.88	176.11	284.59	395.55	509.24
9	September	7.50	17.96	29.09	40.96	53.65	78.61	185.02	293.70	404.87	518.79
10	October	8.33	18.85	30.03	41.97	54.72	87.35	193.93	302.80	414.19	528.34
11	November	9.17	19.73	30.98	42.97	55.80	96.08	202.84	311.91	423.50	537.89
12	December	10.00	20.62	31.92	43.98	56.87	104.82	211.75	321.02	432.82	547.45
		(2) SEWER COLLECTION					(7) SEWER TREATMENT AND DISPOSAL				
13	January	N/A	N/A	N/A	N/A	N/A	N/A	N/A	N/A	N/A	N/A
14	February	N/A	N/A	N/A	N/A	N/A	N/A	N/A	N/A	N/A	N/A
15	March	N/A	N/A	N/A	N/A	N/A	N/A	N/A	N/A	N/A	N/A
16	April	N/A	N/A	N/A	N/A	N/A	N/A	N/A	N/A	N/A	N/A
17	May	N/A	N/A	N/A	N/A	N/A	N/A	N/A	N/A	N/A	N/A
18	June	N/A	N/A	N/A	N/A	N/A	N/A	N/A	N/A	N/A	N/A
19	July	N/A	N/A	N/A	N/A	N/A	N/A	N/A	N/A	N/A	N/A
20	August	N/A	N/A	N/A	N/A	N/A	N/A	N/A	N/A	N/A	N/A
21	September	N/A	N/A	N/A	N/A	N/A	N/A	N/A	N/A	N/A	N/A
22	October	N/A	N/A	N/A	N/A	N/A	N/A	N/A	N/A	N/A	N/A
23	November	N/A	N/A	N/A	N/A	N/A	N/A	N/A	N/A	N/A	N/A
24	December	N/A	N/A	N/A	N/A	N/A	N/A	N/A	N/A	N/A	N/A

13407

SOUTHERN STATES UTILITIES, INC.
SUMMARY OF REQUESTED WATER AND SEWER AFPI CHARGES EFFECTIVE JANUARY 1, 1997
ALTERNATIVE 1 (ATTACHMENT C) - THE HIGHER OF THE AFPI CHARGES SSU REQUESTED OR THE COMMISSION APPROVED
FOR PLANT COMPONENTS WHERE NO CHANGE TO EXISTING AFPI CHARGES WAS REQUESTED
COMMISSION APPROVED AFPI CHARGES FOR ALL REMAINING PLANT COMPONENTS
FISHERMAN'S HAVEN
Martin County

Line No.	(1) DESCRIPTION	(2) WATER TREATMENT PLANT					(7) WATER TRANSMISSION / DISTRIBUTION				
		(3) 1997	(3) 1998	(3) 1999	(3) 2000	(3) 2001	(7) 1997	(7) 1998	(7) 1999	(7) 2000	(7) 2001
1	January	N/A	N/A	N/A	N/A	N/A	N/A	N/A	N/A	N/A	N/A
2	February	N/A	N/A	N/A	N/A	N/A	N/A	N/A	N/A	N/A	N/A
3	March	N/A	N/A	N/A	N/A	N/A	N/A	N/A	N/A	N/A	N/A
4	April	N/A	N/A	N/A	N/A	N/A	N/A	N/A	N/A	N/A	N/A
5	May	N/A	N/A	N/A	N/A	N/A	N/A	N/A	N/A	N/A	N/A
6	June	N/A	N/A	N/A	N/A	N/A	N/A	N/A	N/A	N/A	N/A
7	July	N/A	N/A	N/A	N/A	N/A	N/A	N/A	N/A	N/A	N/A
8	August	N/A	N/A	N/A	N/A	N/A	N/A	N/A	N/A	N/A	N/A
9	September	N/A	N/A	N/A	N/A	N/A	N/A	N/A	N/A	N/A	N/A
10	October	N/A	N/A	N/A	N/A	N/A	N/A	N/A	N/A	N/A	N/A
11	November	N/A	N/A	N/A	N/A	N/A	N/A	N/A	N/A	N/A	N/A
12	December	N/A	N/A	N/A	N/A	N/A	N/A	N/A	N/A	N/A	N/A
		(4) SEWER COLLECTION					(8) SEWER TREATMENT AND DISPOSAL				
		(4) 1997	(4) 1998	(4) 1999	(4) 2000	(4) 2001	(8) 1997	(8) 1998	(8) 1999	(8) 2000	(8) 2001
13	January	N/A	N/A	N/A	N/A	N/A	14.14	184.12	358.98	547.51	751.15
14	February	N/A	N/A	N/A	N/A	N/A	28.27	198.60	374.58	564.37	769.38
15	March	N/A	N/A	N/A	N/A	N/A	42.41	213.08	390.19	581.22	787.61
16	April	N/A	N/A	N/A	N/A	N/A	56.55	227.55	405.80	598.08	805.84
17	May	N/A	N/A	N/A	N/A	N/A	70.69	242.03	421.41	614.93	824.07
18	June	N/A	N/A	N/A	N/A	N/A	84.82	256.51	437.01	631.79	842.30
19	July	N/A	N/A	N/A	N/A	N/A	98.96	270.98	452.62	648.64	860.53
20	August	N/A	N/A	N/A	N/A	N/A	113.10	285.46	468.23	665.50	878.77
21	September	N/A	N/A	N/A	N/A	N/A	127.24	299.94	483.84	682.35	897.00
22	October	N/A	N/A	N/A	N/A	N/A	141.37	314.42	499.44	699.21	915.23
23	November	N/A	N/A	N/A	N/A	N/A	155.51	328.89	515.05	716.06	933.46
24	December	N/A	N/A	N/A	N/A	N/A	169.65	343.37	530.66	732.92	951.69

13408

SOUTHERN STATES UTILITIES, INC.

SUMMARY OF REQUESTED WATER AND SEWER AFPI CHARGES EFFECTIVE JANUARY 1, 1997

ALTERNATIVE 1 (ATTACHMENT C) - THE HIGHER OF THE AFPI CHARGES SSU REQUESTED OR THE COMMISSION APPROVED

FOR PLANT COMPONENTS WHERE NO CHANGE TO EXISTING AFPI CHARGES WAS REQUESTED

COMMISSION APPROVED AFPI CHARGES FOR ALL REMAINING PLANT COMPONENTS

FLORIDA CENTRAL COMMERCE PARK

Seminole County

Line No.	(1) DESCRIPTION	(2) WATER TREATMENT PLANT					(7) WATER TRANSMISSION / DISTRIBUTION				
		(3) 1997	(3) 1998	(3) 1999	(3) 2000	(3) 2001	(7) 1997	(7) 1998	(7) 1999	(7) 2000	(7) 2001
1	January	N/A	N/A	N/A	N/A	N/A	N/A	N/A	N/A	N/A	N/A
2	February	N/A	N/A	N/A	N/A	N/A	N/A	N/A	N/A	N/A	N/A
3	March	N/A	N/A	N/A	N/A	N/A	N/A	N/A	N/A	N/A	N/A
4	April	N/A	N/A	N/A	N/A	N/A	N/A	N/A	N/A	N/A	N/A
5	May	N/A	N/A	N/A	N/A	N/A	N/A	N/A	N/A	N/A	N/A
6	June	N/A	N/A	N/A	N/A	N/A	N/A	N/A	N/A	N/A	N/A
7	July	N/A	N/A	N/A	N/A	N/A	N/A	N/A	N/A	N/A	N/A
8	August	N/A	N/A	N/A	N/A	N/A	N/A	N/A	N/A	N/A	N/A
9	September	N/A	N/A	N/A	N/A	N/A	N/A	N/A	N/A	N/A	N/A
10	October	N/A	N/A	N/A	N/A	N/A	N/A	N/A	N/A	N/A	N/A
11	November	N/A	N/A	N/A	N/A	N/A	N/A	N/A	N/A	N/A	N/A
12	December	N/A	N/A	N/A	N/A	N/A	N/A	N/A	N/A	N/A	N/A
		(4) SEWER COLLECTION					(8) SEWER TREATMENT AND DISPOSAL				
		(4) 1997	(4) 1998	(4) 1999	(4) 2000	(4) 2001	(8) 1997	(8) 1998	(8) 1999	(8) 2000	(8) 2001
13	January	1,203.69	1,203.69	1,300.00	1,300.00	1,300.00	1,300.00	1,300.00	1,300.00	1,300.00	1,300.00
14	February	1,203.69	1,203.69	1,300.00	1,300.00	1,300.00	1,300.00	1,300.00	1,300.00	1,300.00	1,300.00
15	March	1,203.69	1,203.69	1,300.00	1,300.00	1,300.00	1,300.00	1,300.00	1,300.00	1,300.00	1,300.00
16	April	1,203.69	1,203.69	1,300.00	1,300.00	1,300.00	1,300.00	1,300.00	1,300.00	1,300.00	1,300.00
17	May	1,203.69	1,203.69	1,300.00	1,300.00	1,300.00	1,300.00	1,300.00	1,300.00	1,300.00	1,300.00
18	June	1,203.69	1,203.69	1,300.00	1,300.00	1,300.00	1,300.00	1,300.00	1,300.00	1,300.00	1,300.00
19	July	1,203.69	1,203.69	1,300.00	1,300.00	1,300.00	1,300.00	1,300.00	1,300.00	1,300.00	1,300.00
20	August	1,203.69	1,203.69	1,300.00	1,300.00	1,300.00	1,300.00	1,300.00	1,300.00	1,300.00	1,300.00
21	September	1,203.69	1,203.69	1,300.00	1,300.00	1,300.00	1,300.00	1,300.00	1,300.00	1,300.00	1,300.00
22	October	1,203.69	1,203.69	1,300.00	1,300.00	1,300.00	1,300.00	1,300.00	1,300.00	1,300.00	1,300.00
23	November	1,203.69	1,203.69	1,300.00	1,300.00	1,300.00	1,300.00	1,300.00	1,300.00	1,300.00	1,300.00
24	December	1,203.69	1,203.69	1,300.00	1,300.00	1,300.00	1,300.00	1,300.00	1,300.00	1,300.00	1,300.00

13409

SOUTHERN STATES UTILITIES, INC.

SUMMARY OF REQUESTED WATER AND SEWER AFPI CHARGES EFFECTIVE JANUARY 1, 1997

**ALTERNATIVE 1 (ATTACHMENT C) - THE HIGHER OF THE AFPI CHARGES SSU REQUESTED OR THE COMMISSION APPROVED FOR PLANT COMPONENTS WHERE NO CHANGE TO EXISTING AFPI CHARGES WAS REQUESTED
COMMISSION APPROVED AFPI CHARGES FOR ALL REMAINING PLANT COMPONENTS**

FOUNTAINS

Osceola County

Line No.	(1) DESCRIPTION	(2) WATER TREATMENT PLANT					(7) WATER TRANSMISSION / DISTRIBUTION				
		(3) 1997	(3) 1998	(3) 1999	(3) 2000	(3) 2001	(7) 1997	(7) 1998	(7) 1999	(7) 2000	(7) 2001
1	January	0.61	7.91	15.70	24.02	32.91	0.17	2.28	4.57	7.08	9.81
2	February	1.21	8.56	16.39	24.76	33.70	0.35	2.47	4.78	7.30	10.05
3	March	1.82	9.21	17.08	25.49	34.49	0.52	2.66	4.99	7.53	10.30
4	April	2.42	9.85	17.77	26.23	35.28	0.70	2.85	5.19	7.75	10.54
5	May	3.03	10.50	18.46	26.96	36.07	0.87	3.04	5.40	7.98	10.79
6	June	3.63	11.14	19.15	27.70	36.86	1.05	3.23	5.61	8.21	11.03
7	July	4.24	11.79	19.84	28.44	37.65	1.22	3.42	5.82	8.43	11.28
8	August	4.85	12.43	20.53	29.17	38.44	1.40	3.61	6.02	8.66	11.52
9	September	5.45	13.08	21.22	29.91	39.23	1.57	3.80	6.23	8.88	11.77
10	October	6.06	13.72	21.90	30.65	40.02	1.75	3.99	6.44	9.11	12.01
11	November	6.66	14.37	22.59	31.38	40.81	1.92	4.18	6.64	9.33	12.26
12	December	7.27	15.02	23.28	32.12	41.60	2.09	4.36	6.85	9.56	12.50
		(4) SEWER COLLECTION					(8) SEWER TREATMENT AND DISPOSAL				
13	January	N/A	N/A	N/A	N/A	N/A	N/A	N/A	N/A	N/A	N/A
14	February	N/A	N/A	N/A	N/A	N/A	N/A	N/A	N/A	N/A	N/A
15	March	N/A	N/A	N/A	N/A	N/A	N/A	N/A	N/A	N/A	N/A
16	April	N/A	N/A	N/A	N/A	N/A	N/A	N/A	N/A	N/A	N/A
17	May	N/A	N/A	N/A	N/A	N/A	N/A	N/A	N/A	N/A	N/A
18	June	N/A	N/A	N/A	N/A	N/A	N/A	N/A	N/A	N/A	N/A
19	July	N/A	N/A	N/A	N/A	N/A	N/A	N/A	N/A	N/A	N/A
20	August	N/A	N/A	N/A	N/A	N/A	N/A	N/A	N/A	N/A	N/A
21	September	N/A	N/A	N/A	N/A	N/A	N/A	N/A	N/A	N/A	N/A
22	October	N/A	N/A	N/A	N/A	N/A	N/A	N/A	N/A	N/A	N/A
23	November	N/A	N/A	N/A	N/A	N/A	N/A	N/A	N/A	N/A	N/A
24	December	N/A	N/A	N/A	N/A	N/A	N/A	N/A	N/A	N/A	N/A

13410

SOUTHERN STATES UTILITIES, INC.

SUMMARY OF REQUESTED WATER AND SEWER AFPI CHARGES EFFECTIVE JANUARY 1, 1997

ALTERNATIVE 1 (ATTACHMENT C) - THE HIGHER OF THE AFPI CHARGES SSU REQUESTED OR THE COMMISSION APPROVED FOR PLANT COMPONENTS WHERE NO CHANGE TO EXISTING AFPI CHARGES WAS REQUESTED

COMMISSION APPROVED AFPI CHARGES FOR ALL REMAINING PLANT COMPONENTS

**GENEVA LAKE ESTATES
Bradford County**

Line No.	(1) DESCRIPTION	(2) (3) (4) (5) (6) WATER TREATMENT PLANT					(7) (8) (9) (10) (11) WATER TRANSMISSION / DISTRIBUTION				
		1997	1998	1999	2000	2001	1997	1998	1999	2000	2001
1	January	N/A	N/A	N/A	N/A	N/A	2.05	26.86	53.76	82.96	114.70
2	February	N/A	N/A	N/A	N/A	N/A	4.11	29.09	56.18	85.59	117.56
3	March	N/A	N/A	N/A	N/A	N/A	6.16	31.31	58.59	88.22	120.41
4	April	N/A	N/A	N/A	N/A	N/A	8.21	33.54	61.01	90.84	123.27
5	May	N/A	N/A	N/A	N/A	N/A	10.26	35.76	63.42	93.47	126.12
6	June	N/A	N/A	N/A	N/A	N/A	12.32	37.99	65.84	96.09	128.98
7	July	N/A	N/A	N/A	N/A	N/A	14.37	40.21	68.26	98.72	131.83
8	August	N/A	N/A	N/A	N/A	N/A	16.42	42.44	70.67	101.35	134.69
9	September	N/A	N/A	N/A	N/A	N/A	18.48	44.67	73.09	103.97	137.54
10	October	N/A	N/A	N/A	N/A	N/A	20.53	46.89	75.51	106.60	140.39
11	November	N/A	N/A	N/A	N/A	N/A	22.58	49.12	77.92	109.22	143.25
12	December	N/A	N/A	N/A	N/A	N/A	24.63	51.34	80.34	111.85	146.10
SEWER COLLECTION											
13	January	N/A	N/A	N/A	N/A	N/A	N/A	N/A	N/A	N/A	N/A
14	February	N/A	N/A	N/A	N/A	N/A	N/A	N/A	N/A	N/A	N/A
15	March	N/A	N/A	N/A	N/A	N/A	N/A	N/A	N/A	N/A	N/A
16	April	N/A	N/A	N/A	N/A	N/A	N/A	N/A	N/A	N/A	N/A
17	May	N/A	N/A	N/A	N/A	N/A	N/A	N/A	N/A	N/A	N/A
18	June	N/A	N/A	N/A	N/A	N/A	N/A	N/A	N/A	N/A	N/A
19	July	N/A	N/A	N/A	N/A	N/A	N/A	N/A	N/A	N/A	N/A
20	August	N/A	N/A	N/A	N/A	N/A	N/A	N/A	N/A	N/A	N/A
21	September	N/A	N/A	N/A	N/A	N/A	N/A	N/A	N/A	N/A	N/A
22	October	N/A	N/A	N/A	N/A	N/A	N/A	N/A	N/A	N/A	N/A
23	November	N/A	N/A	N/A	N/A	N/A	N/A	N/A	N/A	N/A	N/A
24	December	N/A	N/A	N/A	N/A	N/A	N/A	N/A	N/A	N/A	N/A
SEWER TREATMENT AND DISPOSAL											
13	January	N/A	N/A	N/A	N/A	N/A	N/A	N/A	N/A	N/A	N/A
14	February	N/A	N/A	N/A	N/A	N/A	N/A	N/A	N/A	N/A	N/A
15	March	N/A	N/A	N/A	N/A	N/A	N/A	N/A	N/A	N/A	N/A
16	April	N/A	N/A	N/A	N/A	N/A	N/A	N/A	N/A	N/A	N/A
17	May	N/A	N/A	N/A	N/A	N/A	N/A	N/A	N/A	N/A	N/A
18	June	N/A	N/A	N/A	N/A	N/A	N/A	N/A	N/A	N/A	N/A
19	July	N/A	N/A	N/A	N/A	N/A	N/A	N/A	N/A	N/A	N/A
20	August	N/A	N/A	N/A	N/A	N/A	N/A	N/A	N/A	N/A	N/A
21	September	N/A	N/A	N/A	N/A	N/A	N/A	N/A	N/A	N/A	N/A
22	October	N/A	N/A	N/A	N/A	N/A	N/A	N/A	N/A	N/A	N/A
23	November	N/A	N/A	N/A	N/A	N/A	N/A	N/A	N/A	N/A	N/A
24	December	N/A	N/A	N/A	N/A	N/A	N/A	N/A	N/A	N/A	N/A

SOUTHERN STATES UTILITIES, INC.

SUMMARY OF REQUESTED WATER AND SEWER AFPI CHARGES EFFECTIVE JANUARY 1, 1997

ALTERNATIVE 1 (ATTACHMENT C) - THE HIGHER OF THE AFPI CHARGES SSU REQUESTED OR THE COMMISSION APPROVED

FOR PLANT COMPONENTS WHERE NO CHANGE TO EXISTING AFPI CHARGES WAS REQUESTED

COMMISSION APPROVED AFPI CHARGES FOR ALL REMAINING PLANT COMPONENTS

GOSPEL ISLAND ESTATES

Citrus County

Line No.	(1) DESCRIPTION	(2) WATER TREATMENT PLANT					(7) WATER TRANSMISSION / DISTRIBUTION				
		(3) 1997	(3) 1998	(3) 1999	(3) 2000	(3) 2001	(7) 1997	(7) 1998	(7) 1999	(7) 2000	(7) 2001
1	January	N/A	N/A	N/A	N/A	N/A	193.13	193.13	193.13	193.13	193.13
2	February	N/A	N/A	N/A	N/A	N/A	193.13	193.13	193.13	193.13	193.13
3	March	N/A	N/A	N/A	N/A	N/A	193.13	193.13	193.13	193.13	193.13
4	April	N/A	N/A	N/A	N/A	N/A	193.13	193.13	193.13	193.13	193.13
5	May	N/A	N/A	N/A	N/A	N/A	193.13	193.13	193.13	193.13	193.13
6	June	N/A	N/A	N/A	N/A	N/A	193.13	193.13	193.13	193.13	193.13
7	July	N/A	N/A	N/A	N/A	N/A	193.13	193.13	193.13	193.13	193.13
8	August	N/A	N/A	N/A	N/A	N/A	193.13	193.13	193.13	193.13	193.13
9	September	N/A	N/A	N/A	N/A	N/A	193.13	193.13	193.13	193.13	193.13
10	October	N/A	N/A	N/A	N/A	N/A	193.13	193.13	193.13	193.13	193.13
11	November	N/A	N/A	N/A	N/A	N/A	193.13	193.13	193.13	193.13	193.13
12	December	N/A	N/A	N/A	N/A	N/A	193.13	193.13	193.13	193.13	193.13
		(2) SEWER COLLECTION					(7) SEWER TREATMENT AND DISPOSAL				
		1997	1998	1999	2000	2001	1997	1998	1999	2000	2001
13	January	N/A	N/A	N/A	N/A	N/A	N/A	N/A	N/A	N/A	N/A
14	February	N/A	N/A	N/A	N/A	N/A	N/A	N/A	N/A	N/A	N/A
15	March	N/A	N/A	N/A	N/A	N/A	N/A	N/A	N/A	N/A	N/A
16	April	N/A	N/A	N/A	N/A	N/A	N/A	N/A	N/A	N/A	N/A
17	May	N/A	N/A	N/A	N/A	N/A	N/A	N/A	N/A	N/A	N/A
18	June	N/A	N/A	N/A	N/A	N/A	N/A	N/A	N/A	N/A	N/A
19	July	N/A	N/A	N/A	N/A	N/A	N/A	N/A	N/A	N/A	N/A
20	August	N/A	N/A	N/A	N/A	N/A	N/A	N/A	N/A	N/A	N/A
21	September	N/A	N/A	N/A	N/A	N/A	N/A	N/A	N/A	N/A	N/A
22	October	N/A	N/A	N/A	N/A	N/A	N/A	N/A	N/A	N/A	N/A
23	November	N/A	N/A	N/A	N/A	N/A	N/A	N/A	N/A	N/A	N/A
24	December	N/A	N/A	N/A	N/A	N/A	N/A	N/A	N/A	N/A	N/A

13412

SOUTHERN STATES UTILITIES, INC.

SUMMARY OF REQUESTED WATER AND SEWER AFPI CHARGES EFFECTIVE JANUARY 1, 1997

ALTERNATIVE 1 (ATTACHMENT C) - THE HIGHER OF THE AFPI CHARGES SSU REQUESTED OR THE COMMISSION APPROVED

FOR PLANT COMPONENTS WHERE NO CHANGE TO EXISTING AFPI CHARGES WAS REQUESTED

COMMISSION APPROVED AFPI CHARGES FOR ALL REMAINING PLANT COMPONENTS

HERMITS COVE

Putnam County

Line No.	(1) DESCRIPTION	(2) WATER TREATMENT PLANT					(7) WATER TRANSMISSION / DISTRIBUTION				
		(3) 1997	(3) 1998	(3) 1999	(4) 2000	(5) 2001	(7) 1997	(8) 1998	(9) 1999	(10) 2000	(11) 2001
1	January	3.02	39.42	78.36	120.09	164.90	2.54	33.29	66.72	103.12	142.76
2	February	6.03	42.64	81.81	123.80	168.89	5.09	36.06	69.73	106.39	146.34
3	March	9.05	45.87	85.27	127.51	172.88	7.63	38.82	72.74	109.67	149.91
4	April	12.06	49.09	88.73	131.22	176.87	10.17	41.59	75.76	112.95	153.49
5	May	15.08	52.32	92.18	134.93	180.86	12.72	44.35	78.77	116.23	157.06
6	June	18.10	55.55	95.64	138.64	184.85	15.26	47.12	81.78	119.51	160.64
7	July	21.11	58.77	99.10	142.36	188.84	17.81	49.89	84.79	122.79	164.21
8	August	24.13	62.00	102.55	146.07	192.83	20.35	52.65	87.80	126.07	167.78
9	September	27.14	65.22	106.01	149.78	196.82	22.89	55.42	90.81	129.35	171.36
10	October	30.16	68.45	109.47	153.49	200.81	25.44	58.18	93.82	132.63	174.93
11	November	33.18	71.67	112.92	157.20	204.80	27.98	60.95	96.83	135.91	178.51
12	December	36.19	74.90	116.38	160.91	208.79	30.52	63.71	99.84	139.19	182.08
SEWER COLLECTION											
13	January	N/A	N/A	N/A	N/A	N/A	N/A	N/A	N/A	N/A	N/A
14	February	N/A	N/A	N/A	N/A	N/A	N/A	N/A	N/A	N/A	N/A
15	March	N/A	N/A	N/A	N/A	N/A	N/A	N/A	N/A	N/A	N/A
16	April	N/A	N/A	N/A	N/A	N/A	N/A	N/A	N/A	N/A	N/A
17	May	N/A	N/A	N/A	N/A	N/A	N/A	N/A	N/A	N/A	N/A
18	June	N/A	N/A	N/A	N/A	N/A	N/A	N/A	N/A	N/A	N/A
19	July	N/A	N/A	N/A	N/A	N/A	N/A	N/A	N/A	N/A	N/A
20	August	N/A	N/A	N/A	N/A	N/A	N/A	N/A	N/A	N/A	N/A
21	September	N/A	N/A	N/A	N/A	N/A	N/A	N/A	N/A	N/A	N/A
22	October	N/A	N/A	N/A	N/A	N/A	N/A	N/A	N/A	N/A	N/A
23	November	N/A	N/A	N/A	N/A	N/A	N/A	N/A	N/A	N/A	N/A
24	December	N/A	N/A	N/A	N/A	N/A	N/A	N/A	N/A	N/A	N/A
SEWER TREATMENT AND DISPOSAL											
13	January	N/A	N/A	N/A	N/A	N/A	N/A	N/A	N/A	N/A	N/A
14	February	N/A	N/A	N/A	N/A	N/A	N/A	N/A	N/A	N/A	N/A
15	March	N/A	N/A	N/A	N/A	N/A	N/A	N/A	N/A	N/A	N/A
16	April	N/A	N/A	N/A	N/A	N/A	N/A	N/A	N/A	N/A	N/A
17	May	N/A	N/A	N/A	N/A	N/A	N/A	N/A	N/A	N/A	N/A
18	June	N/A	N/A	N/A	N/A	N/A	N/A	N/A	N/A	N/A	N/A
19	July	N/A	N/A	N/A	N/A	N/A	N/A	N/A	N/A	N/A	N/A
20	August	N/A	N/A	N/A	N/A	N/A	N/A	N/A	N/A	N/A	N/A
21	September	N/A	N/A	N/A	N/A	N/A	N/A	N/A	N/A	N/A	N/A
22	October	N/A	N/A	N/A	N/A	N/A	N/A	N/A	N/A	N/A	N/A
23	November	N/A	N/A	N/A	N/A	N/A	N/A	N/A	N/A	N/A	N/A
24	December	N/A	N/A	N/A	N/A	N/A	N/A	N/A	N/A	N/A	N/A

13413

SOUTHERN STATES UTILITIES, INC.

SUMMARY OF REQUESTED WATER AND SEWER AFPI CHARGES EFFECTIVE JANUARY 1, 1997

ALTERNATIVE 1 (ATTACHMENT C) - THE HIGHER OF THE AFPI CHARGES SSU REQUESTED OR THE COMMISSION APPROVED

FOR PLANT COMPONENTS WHERE NO CHANGE TO EXISTING AFPI CHARGES WAS REQUESTED

COMMISSION APPROVED AFPI CHARGES FOR ALL REMAINING PLANT COMPONENTS

HOBBY HILLS

Lake County

Line No.	(1) DESCRIPTION	(2) (3) (4) (5) (6) WATER TREATMENT PLANT					(7) (8) (9) (10) (11) WATER TRANSMISSION / DISTRIBUTION				
		1997	1998	1999	2000	2001	1997	1998	1999	2000	2001
1	January	1.43	18.66	37.15	57.00	78.35	0.54	7.05	14.10	21.72	29.99
2	February	2.85	20.19	38.79	58.77	80.26	1.08	7.63	14.73	22.40	30.74
3	March	4.28	21.72	40.44	60.54	82.16	1.62	8.22	15.36	23.09	31.48
4	April	5.71	23.25	42.08	62.30	84.07	2.16	8.80	15.99	23.77	32.22
5	May	7.14	24.78	43.72	64.07	85.97	2.70	9.38	16.62	24.46	32.96
6	June	8.56	26.32	45.37	65.84	87.88	3.23	9.97	17.25	25.14	33.71
7	July	9.99	27.85	47.01	67.61	89.78	3.77	10.55	17.88	25.83	34.45
8	August	11.42	29.38	48.65	69.38	91.69	4.31	11.13	18.51	26.51	35.19
9	September	12.85	30.91	50.30	71.15	93.59	4.85	11.72	19.14	27.20	35.94
10	October	14.27	32.44	51.94	72.91	95.49	5.39	12.30	19.77	27.88	36.68
11	November	15.70	33.97	53.59	74.68	97.40	5.93	12.88	20.40	28.57	37.42
12	December	17.13	35.50	55.23	76.45	99.30	6.47	13.46	21.04	29.25	38.16
		SEWER COLLECTION					SEWER TREATMENT AND DISPOSAL				
13	January	N/A	N/A	N/A	N/A	N/A	N/A	N/A	N/A	N/A	N/A
14	February	N/A	N/A	N/A	N/A	N/A	N/A	N/A	N/A	N/A	N/A
15	March	N/A	N/A	N/A	N/A	N/A	N/A	N/A	N/A	N/A	N/A
16	April	N/A	N/A	N/A	N/A	N/A	N/A	N/A	N/A	N/A	N/A
17	May	N/A	N/A	N/A	N/A	N/A	N/A	N/A	N/A	N/A	N/A
18	June	N/A	N/A	N/A	N/A	N/A	N/A	N/A	N/A	N/A	N/A
19	July	N/A	N/A	N/A	N/A	N/A	N/A	N/A	N/A	N/A	N/A
20	August	N/A	N/A	N/A	N/A	N/A	N/A	N/A	N/A	N/A	N/A
21	September	N/A	N/A	N/A	N/A	N/A	N/A	N/A	N/A	N/A	N/A
22	October	N/A	N/A	N/A	N/A	N/A	N/A	N/A	N/A	N/A	N/A
23	November	N/A	N/A	N/A	N/A	N/A	N/A	N/A	N/A	N/A	N/A
24	December	N/A	N/A	N/A	N/A	N/A	N/A	N/A	N/A	N/A	N/A

SOUTHERN STATES UTILITIES, INC.

SUMMARY OF REQUESTED WATER AND SEWER AFPI CHARGES EFFECTIVE JANUARY 1, 1997

ALTERNATIVE 1 (ATTACHMENT C) - THE HIGHER OF THE AFPI CHARGES SSU REQUESTED OR THE COMMISSION APPROVED

FOR PLANT COMPONENTS WHERE NO CHANGE TO EXISTING AFPI CHARGES WAS REQUESTED

COMMISSION APPROVED AFPI CHARGES FOR ALL REMAINING PLANT COMPONENTS

HOLIDAY HAVEN

Line No.	(1) DESCRIPTION	(2) WATER TREATMENT PLANT					(7) WATER TRANSMISSION / DISTRIBUTION				
		(3) 1997	(3) 1998	(3) 1999	(3) 2000	(3) 2001	(7) 1997	(7) 1998	(7) 1999	(7) 2000	(7) 2001
1	January	N/A	N/A	N/A	N/A	N/A	0.37	4.88	9.91	15.52	21.76
2	February	N/A	N/A	N/A	N/A	N/A	0.74	5.30	10.38	16.04	22.34
3	March	N/A	N/A	N/A	N/A	N/A	1.12	5.71	10.84	16.55	22.91
4	April	N/A	N/A	N/A	N/A	N/A	1.49	6.13	11.30	17.07	23.48
5	May	N/A	N/A	N/A	N/A	N/A	1.86	6.54	11.77	17.58	24.05
6	June	N/A	N/A	N/A	N/A	N/A	2.23	6.96	12.23	18.10	24.63
7	July	N/A	N/A	N/A	N/A	N/A	2.61	7.38	12.69	18.61	25.20
8	August	N/A	N/A	N/A	N/A	N/A	2.98	7.79	13.15	19.13	25.77
9	September	N/A	N/A	N/A	N/A	N/A	3.35	8.21	13.62	19.64	26.34
10	October	N/A	N/A	N/A	N/A	N/A	3.72	8.62	14.08	20.16	26.92
11	November	N/A	N/A	N/A	N/A	N/A	4.10	9.04	14.54	20.67	27.49
12	December	N/A	N/A	N/A	N/A	N/A	4.47	9.45	15.01	21.19	28.06

Line No.	DESCRIPTION	(4) SEWER COLLECTION					(8) SEWER TREATMENT AND DISPOSAL				
		(4) 1997	(4) 1998	(4) 1999	(4) 2000	(4) 2001	(8) 1997	(8) 1998	(8) 1999	(8) 2000	(8) 2001
13	January	1.20	1.30	31.37	48.26	66.52	48.09	51.26	1,246.95	1,300.00	1,300.00
14	February	2.40	2.59	32.76	49.77	68.15	96.17	102.53	1,300.00	1,300.00	1,300.00
15	March	3.61	3.89	34.16	51.28	69.79	144.26	153.79	1,300.00	1,300.00	1,300.00
16	April	4.81	5.18	35.56	52.79	71.43	192.35	205.05	1,300.00	1,300.00	1,300.00
17	May	6.01	6.48	36.96	54.30	73.06	240.43	256.31	1,300.00	1,300.00	1,300.00
18	June	7.21	7.77	38.36	55.81	74.70	288.52	307.58	1,300.00	1,300.00	1,300.00
19	July	8.41	9.07	39.76	57.33	76.34	336.61	358.84	1,300.00	1,300.00	1,300.00
20	August	9.62	10.36	41.15	58.84	77.98	384.69	410.10	1,300.00	1,300.00	1,300.00
21	September	10.82	11.66	42.55	60.35	79.61	432.78	461.36	1,300.00	1,300.00	1,300.00
22	October	12.02	12.95	43.95	61.86	81.25	480.87	512.63	1,300.00	1,300.00	1,300.00
23	November	13.22	14.25	45.35	63.37	82.89	528.96	563.89	1,300.00	1,300.00	1,300.00
24	December	14.42	15.54	46.75	64.88	84.52	577.04	615.15	1,300.00	1,300.00	1,300.00

SOUTHERN STATES UTILITIES, INC.

SUMMARY OF REQUESTED WATER AND SEWER AFPI CHARGES EFFECTIVE JANUARY 1, 1997

ALTERNATIVE 1 (ATTACHMENT C) - THE HIGHER OF THE AFPI CHARGES SSU REQUESTED OR THE COMMISSION APPROVED

FOR PLANT COMPONENTS WHERE NO CHANGE TO EXISTING AFPI CHARGES WAS REQUESTED

COMMISSION APPROVED AFPI CHARGES FOR ALL REMAINING PLANT COMPONENTS

INTERCESSION CITY

Osceola County

Line No.	(1) DESCRIPTION	(2) WATER TREATMENT PLANT					(7) WATER TRANSMISSION / DISTRIBUTION				
		(3) 1997	(3) 1998	(3) 1999	(3) 2000	(3) 2001	(7) 1997	(7) 1998	(7) 1999	(7) 2000	(7) 2001
1	January	N/A	N/A	N/A	N/A	N/A	2.50	32.67	65.62	101.64	141.05
2	February	N/A	N/A	N/A	N/A	N/A	4.99	35.39	68.60	104.90	144.62
3	March	N/A	N/A	N/A	N/A	N/A	7.49	38.12	71.58	108.16	148.18
4	April	N/A	N/A	N/A	N/A	N/A	9.98	40.84	74.56	111.42	151.75
5	May	N/A	N/A	N/A	N/A	N/A	12.48	43.57	77.53	114.68	155.32
6	June	N/A	N/A	N/A	N/A	N/A	14.97	46.29	80.51	117.93	158.89
7	July	N/A	N/A	N/A	N/A	N/A	17.47	49.02	83.49	121.19	162.45
8	August	N/A	N/A	N/A	N/A	N/A	19.96	51.74	86.47	124.45	166.02
9	September	N/A	N/A	N/A	N/A	N/A	22.46	54.47	89.45	127.71	169.59
10	October	N/A	N/A	N/A	N/A	N/A	24.95	57.19	92.43	130.97	173.15
11	November	N/A	N/A	N/A	N/A	N/A	27.45	59.92	95.41	134.23	176.72
12	December	N/A	N/A	N/A	N/A	N/A	29.94	62.64	98.38	137.48	180.29
		(4) SEWER COLLECTION					(8) SEWER TREATMENT AND DISPOSAL				
		1997	1998	1999	2000	2001	1997	1998	1999	2000	2001
13	January	N/A	N/A	N/A	N/A	N/A	N/A	N/A	N/A	N/A	N/A
14	February	N/A	N/A	N/A	N/A	N/A	N/A	N/A	N/A	N/A	N/A
15	March	N/A	N/A	N/A	N/A	N/A	N/A	N/A	N/A	N/A	N/A
16	April	N/A	N/A	N/A	N/A	N/A	N/A	N/A	N/A	N/A	N/A
17	May	N/A	N/A	N/A	N/A	N/A	N/A	N/A	N/A	N/A	N/A
18	June	N/A	N/A	N/A	N/A	N/A	N/A	N/A	N/A	N/A	N/A
19	July	N/A	N/A	N/A	N/A	N/A	N/A	N/A	N/A	N/A	N/A
20	August	N/A	N/A	N/A	N/A	N/A	N/A	N/A	N/A	N/A	N/A
21	September	N/A	N/A	N/A	N/A	N/A	N/A	N/A	N/A	N/A	N/A
22	October	N/A	N/A	N/A	N/A	N/A	N/A	N/A	N/A	N/A	N/A
23	November	N/A	N/A	N/A	N/A	N/A	N/A	N/A	N/A	N/A	N/A
24	December	N/A	N/A	N/A	N/A	N/A	N/A	N/A	N/A	N/A	N/A

SOUTHERN STATES UTILITIES, INC.

SUMMARY OF REQUESTED WATER AND SEWER AFPI CHARGES EFFECTIVE JANUARY 1, 1997

ALTERNATIVE 1 (ATTACHMENT C) - THE HIGHER OF THE AFPI CHARGES SSU REQUESTED OR THE COMMISSION APPROVED FOR PLANT COMPONENTS WHERE NO CHANGE TO EXISTING AFPI CHARGES WAS REQUESTED

COMMISSION APPROVED AFPI CHARGES FOR ALL REMAINING PLANT COMPONENTS

INTERLACHEN LAKE ESTATES

Putnam County

Line No.	(1) DESCRIPTION	(2) WATER TREATMENT PLANT					(7) WATER TRANSMISSION / DISTRIBUTION				
		(3) 1997	(4) 1998	(5) 1999	(6) 2000	(8) 2001	(9) 1997	(10) 1998	(11) 1999	(12) 2000	(13) 2001
1	January	44.13	47.50	94.96	146.37	202.12	1.30	17.06	34.21	52.88	73.25
2	February	44.13	51.43	99.22	150.98	207.12	2.61	18.48	35.75	54.57	75.08
3	March	44.13	55.36	103.47	155.59	212.13	3.91	19.90	37.30	56.25	76.92
4	April	44.13	59.29	107.73	160.21	217.13	5.21	21.32	38.84	57.94	78.76
5	May	44.13	63.21	111.98	164.82	222.14	6.52	22.73	40.39	59.62	80.59
6	June	44.13	67.14	116.23	169.43	227.14	7.82	24.15	41.93	61.31	82.43
7	July	44.13	71.07	120.49	174.04	232.15	9.12	25.57	43.48	62.99	84.26
8	August	44.13	75.00	124.74	178.66	237.16	10.43	26.99	45.02	64.67	86.10
9	September	44.13	78.93	128.99	183.27	242.16	11.73	28.41	46.57	66.36	87.94
10	October	44.13	82.85	133.25	187.88	247.17	13.03	29.83	48.11	68.04	89.77
11	November	44.13	86.78	137.50	192.50	252.17	14.34	31.25	49.66	69.73	91.61
12	December	44.13	90.71	141.75	197.11	257.18	15.64	32.66	51.20	71.41	93.45
		(14) SEWER COLLECTION					(15) SEWER TREATMENT AND DISPOSAL				
13	January	N/A	N/A	N/A	N/A	N/A	N/A	N/A	N/A	N/A	N/A
14	February	N/A	N/A	N/A	N/A	N/A	N/A	N/A	N/A	N/A	N/A
15	March	N/A	N/A	N/A	N/A	N/A	N/A	N/A	N/A	N/A	N/A
16	April	N/A	N/A	N/A	N/A	N/A	N/A	N/A	N/A	N/A	N/A
17	May	N/A	N/A	N/A	N/A	N/A	N/A	N/A	N/A	N/A	N/A
18	June	N/A	N/A	N/A	N/A	N/A	N/A	N/A	N/A	N/A	N/A
19	July	N/A	N/A	N/A	N/A	N/A	N/A	N/A	N/A	N/A	N/A
20	August	N/A	N/A	N/A	N/A	N/A	N/A	N/A	N/A	N/A	N/A
21	September	N/A	N/A	N/A	N/A	N/A	N/A	N/A	N/A	N/A	N/A
22	October	N/A	N/A	N/A	N/A	N/A	N/A	N/A	N/A	N/A	N/A
23	November	N/A	N/A	N/A	N/A	N/A	N/A	N/A	N/A	N/A	N/A
24	December	N/A	N/A	N/A	N/A	N/A	N/A	N/A	N/A	N/A	N/A

SOUTHERN STATES UTILITIES, INC.

SUMMARY OF REQUESTED WATER AND SEWER AFPI CHARGES EFFECTIVE JANUARY 1, 1997

ALTERNATIVE 1 (ATTACHMENT C) - THE HIGHER OF THE AFPI CHARGES SSU REQUESTED OR THE COMMISSION APPROVED

FOR PLANT COMPONENTS WHERE NO CHANGE TO EXISTING AFPI CHARGES WAS REQUESTED

COMMISSION APPROVED AFPI CHARGES FOR ALL REMAINING PLANT COMPONENTS

JUNGLE DEN

Volusia County

Line No.	(1) DESCRIPTION	(2) WATER TREATMENT PLANT					(7) WATER TRANSMISSION / DISTRIBUTION				
		(3) 1997	(3) 1998	(3) 1999	(3) 2000	(3) 2001	(7) 1997	(7) 1998	(7) 1999	(7) 2000	(7) 2001
1	January	N/A	N/A	N/A	N/A	N/A	0.71	9.31	18.54	28.49	39.20
2	February	N/A	N/A	N/A	N/A	N/A	1.42	10.07	19.37	29.37	40.15
3	March	N/A	N/A	N/A	N/A	N/A	2.14	10.84	20.19	30.26	41.11
4	April	N/A	N/A	N/A	N/A	N/A	2.85	11.60	21.01	31.15	42.07
5	May	N/A	N/A	N/A	N/A	N/A	3.56	12.37	21.84	32.03	43.02
6	June	N/A	N/A	N/A	N/A	N/A	4.27	13.13	22.66	32.92	43.98
7	July	N/A	N/A	N/A	N/A	N/A	4.98	13.90	23.48	33.81	44.94
8	August	N/A	N/A	N/A	N/A	N/A	5.69	14.66	24.31	34.69	45.90
9	September	N/A	N/A	N/A	N/A	N/A	6.41	15.42	25.13	35.58	46.85
10	October	N/A	N/A	N/A	N/A	N/A	7.12	16.19	25.95	36.47	47.81
11	November	N/A	N/A	N/A	N/A	N/A	7.83	16.95	26.78	37.35	48.77
12	December	N/A	N/A	N/A	N/A	N/A	8.54	17.72	27.60	38.24	49.72
		(4) SEWER COLLECTION					(8) SEWER TREATMENT AND DISPOSAL				
		1997	1998	1999	2000	2001	1997	1998	1999	2000	2001
13	January	10.11	10.64	260.21	395.44	480.00	4.50	4.83	117.06	179.65	247.03
14	February	20.22	21.28	271.42	407.30	492.55	9.00	9.65	122.24	185.23	253.04
15	March	30.33	31.91	282.64	419.15	505.11	13.49	14.48	127.43	190.81	259.05
16	April	40.44	42.55	293.86	431.00	517.66	17.99	19.30	132.61	196.39	265.07
17	May	50.56	53.19	305.07	442.86	530.21	22.49	24.13	137.79	201.97	271.08
18	June	60.67	63.83	316.29	454.71	542.77	26.99	28.95	142.98	207.55	277.09
19	July	70.78	74.47	327.51	466.56	555.32	31.49	33.78	148.16	213.12	283.10
20	August	80.89	85.10	338.72	478.42	567.87	35.98	38.60	153.34	218.70	289.11
21	September	91.00	95.74	349.94	490.27	580.43	40.48	43.43	158.52	224.28	295.12
22	October	101.11	106.38	361.16	502.12	592.98	44.98	48.25	163.71	229.86	301.14
23	November	111.22	117.02	372.37	513.98	605.53	49.48	53.08	168.89	235.44	307.15
24	December	121.33	127.66	383.59	525.83	618.09	53.98	57.90	174.07	241.02	313.16

SOUTHERN STATES UTILITIES, INC.

SUMMARY OF REQUESTED WATER AND SEWER AFPI CHARGES EFFECTIVE JANUARY 1, 1997

ALTERNATIVE 1 (ATTACHMENT C) - THE HIGHER OF THE AFPI CHARGES SSU REQUESTED OR THE COMMISSION APPROVED

FOR PLANT COMPONENTS WHERE NO CHANGE TO EXISTING AFPI CHARGES WAS REQUESTED

COMMISSION APPROVED AFPI CHARGES FOR ALL REMAINING PLANT COMPONENTS

KEYSTONE CLUB ESTATES

Bradford County

Line No.	(1) DESCRIPTION	(2) WATER TREATMENT PLANT					(7) WATER TRANSMISSION / DISTRIBUTION				
		(3) 1997	(3) 1998	(3) 1999	(3) 2000	(3) 2001	(7) 1997	(7) 1998	(7) 1999	(7) 2000	(7) 2001
1	January	3.08	40.30	80.31	123.38	169.83	7.06	92.34	184.94	285.56	395.00
2	February	6.17	43.62	83.87	127.23	173.99	14.11	100.00	193.26	294.61	404.85
3	March	9.25	46.93	87.44	131.07	178.14	21.17	107.66	201.58	303.66	414.71
4	April	12.33	50.24	91.01	134.92	182.29	28.23	115.32	209.91	312.72	424.57
5	May	15.41	53.55	94.57	138.76	186.45	35.28	122.98	218.23	321.77	434.42
6	June	18.50	56.86	98.14	142.61	190.60	42.34	130.65	226.56	330.82	444.28
7	July	21.58	60.18	101.71	146.45	194.75	49.40	138.31	234.88	339.87	454.13
8	August	24.66	63.49	105.27	150.30	198.91	56.45	145.97	243.21	348.93	463.99
9	September	27.74	66.80	108.84	154.14	203.06	63.51	153.63	251.53	357.98	473.85
10	October	30.83	70.11	112.41	157.99	207.21	70.57	161.29	259.85	367.03	483.70
11	November	33.91	73.43	115.97	161.83	211.36	77.62	168.95	268.18	376.09	493.56
12	December	36.99	76.74	119.54	165.68	215.52	84.68	176.61	276.50	385.14	503.42
		(4) SEWER COLLECTION					(8) SEWER TREATMENT AND DISPOSAL				
13	January	N/A	N/A	N/A	N/A	N/A	N/A	N/A	N/A	N/A	N/A
14	February	N/A	N/A	N/A	N/A	N/A	N/A	N/A	N/A	N/A	N/A
15	March	N/A	N/A	N/A	N/A	N/A	N/A	N/A	N/A	N/A	N/A
16	April	N/A	N/A	N/A	N/A	N/A	N/A	N/A	N/A	N/A	N/A
17	May	N/A	N/A	N/A	N/A	N/A	N/A	N/A	N/A	N/A	N/A
18	June	N/A	N/A	N/A	N/A	N/A	N/A	N/A	N/A	N/A	N/A
19	July	N/A	N/A	N/A	N/A	N/A	N/A	N/A	N/A	N/A	N/A
20	August	N/A	N/A	N/A	N/A	N/A	N/A	N/A	N/A	N/A	N/A
21	September	N/A	N/A	N/A	N/A	N/A	N/A	N/A	N/A	N/A	N/A
22	October	N/A	N/A	N/A	N/A	N/A	N/A	N/A	N/A	N/A	N/A
23	November	N/A	N/A	N/A	N/A	N/A	N/A	N/A	N/A	N/A	N/A
24	December	N/A	N/A	N/A	N/A	N/A	N/A	N/A	N/A	N/A	N/A

13419

SOUTHERN STATES UTILITIES, INC.

SUMMARY OF REQUESTED WATER AND SEWER AFPI CHARGES EFFECTIVE JANUARY 1, 1997

ALTERNATIVE 1 (ATTACHMENT C) - THE HIGHER OF THE AFPI CHARGES SSU REQUESTED OR THE COMMISSION APPROVED

FOR PLANT COMPONENTS WHERE NO CHANGE TO EXISTING AFPI CHARGES WAS REQUESTED

COMMISSION APPROVED AFPI CHARGES FOR ALL REMAINING PLANT COMPONENTS

KEYSTONE HEIGHTS

Clay County

Line No.	(1) DESCRIPTION	(2) WATER TREATMENT PLANT					(7) WATER TRANSMISSION / DISTRIBUTION				
		(3) 1997	(3) 1998	(3) 1999	(3) 2000	(3) 2001	(7) 1997	(7) 1998	(7) 1999	(7) 2000	(7) 2001
1	January	N/A	N/A	N/A	N/A	N/A	297.16	297.16	297.16	297.16	297.16
2	February	N/A	N/A	N/A	N/A	N/A	297.16	297.16	297.16	297.16	297.16
3	March	N/A	N/A	N/A	N/A	N/A	297.16	297.16	297.16	297.16	297.16
4	April	N/A	N/A	N/A	N/A	N/A	297.16	297.16	297.16	297.16	297.16
5	May	N/A	N/A	N/A	N/A	N/A	297.16	297.16	297.16	297.16	297.16
6	June	N/A	N/A	N/A	N/A	N/A	297.16	297.16	297.16	297.16	297.16
7	July	N/A	N/A	N/A	N/A	N/A	297.16	297.16	297.16	297.16	297.16
8	August	N/A	N/A	N/A	N/A	N/A	297.16	297.16	297.16	297.16	297.16
9	September	N/A	N/A	N/A	N/A	N/A	297.16	297.16	297.16	297.16	297.17
10	October	N/A	N/A	N/A	N/A	N/A	297.16	297.16	297.16	297.16	303.35
11	November	N/A	N/A	N/A	N/A	N/A	297.16	297.16	297.16	297.16	309.54
12	December	N/A	N/A	N/A	N/A	N/A	297.16	297.16	297.16	297.16	315.73
SEWER COLLECTION											
13	January	N/A	N/A	N/A	N/A	N/A	N/A	N/A	N/A	N/A	N/A
14	February	N/A	N/A	N/A	N/A	N/A	N/A	N/A	N/A	N/A	N/A
15	March	N/A	N/A	N/A	N/A	N/A	N/A	N/A	N/A	N/A	N/A
16	April	N/A	N/A	N/A	N/A	N/A	N/A	N/A	N/A	N/A	N/A
17	May	N/A	N/A	N/A	N/A	N/A	N/A	N/A	N/A	N/A	N/A
18	June	N/A	N/A	N/A	N/A	N/A	N/A	N/A	N/A	N/A	N/A
19	July	N/A	N/A	N/A	N/A	N/A	N/A	N/A	N/A	N/A	N/A
20	August	N/A	N/A	N/A	N/A	N/A	N/A	N/A	N/A	N/A	N/A
21	September	N/A	N/A	N/A	N/A	N/A	N/A	N/A	N/A	N/A	N/A
22	October	N/A	N/A	N/A	N/A	N/A	N/A	N/A	N/A	N/A	N/A
23	November	N/A	N/A	N/A	N/A	N/A	N/A	N/A	N/A	N/A	N/A
24	December	N/A	N/A	N/A	N/A	N/A	N/A	N/A	N/A	N/A	N/A
SEWER TREATMENT AND DISPOSAL											
13	January	N/A	N/A	N/A	N/A	N/A	N/A	N/A	N/A	N/A	N/A
14	February	N/A	N/A	N/A	N/A	N/A	N/A	N/A	N/A	N/A	N/A
15	March	N/A	N/A	N/A	N/A	N/A	N/A	N/A	N/A	N/A	N/A
16	April	N/A	N/A	N/A	N/A	N/A	N/A	N/A	N/A	N/A	N/A
17	May	N/A	N/A	N/A	N/A	N/A	N/A	N/A	N/A	N/A	N/A
18	June	N/A	N/A	N/A	N/A	N/A	N/A	N/A	N/A	N/A	N/A
19	July	N/A	N/A	N/A	N/A	N/A	N/A	N/A	N/A	N/A	N/A
20	August	N/A	N/A	N/A	N/A	N/A	N/A	N/A	N/A	N/A	N/A
21	September	N/A	N/A	N/A	N/A	N/A	N/A	N/A	N/A	N/A	N/A
22	October	N/A	N/A	N/A	N/A	N/A	N/A	N/A	N/A	N/A	N/A
23	November	N/A	N/A	N/A	N/A	N/A	N/A	N/A	N/A	N/A	N/A
24	December	N/A	N/A	N/A	N/A	N/A	N/A	N/A	N/A	N/A	N/A

13420

SOUTHERN STATES UTILITIES, INC.

SUMMARY OF REQUESTED WATER AND SEWER AFPI CHARGES EFFECTIVE JANUARY 1, 1997

ALTERNATIVE 1 (ATTACHMENT C) - THE HIGHER OF THE AFPI CHARGES SSU REQUESTED OR THE COMMISSION APPROVED FOR PLANT COMPONENTS WHERE NO CHANGE TO EXISTING AFPI CHARGES WAS REQUESTED

COMMISSION APPROVED AFPI CHARGES FOR ALL REMAINING PLANT COMPONENTS

LAKE BRANTLEY

Seminole County

Line No.	(1) DESCRIPTION	(2) WATER TREATMENT PLANT					(7) WATER TRANSMISSION / DISTRIBUTION				
		(3) 1997	(3) 1998	(3) 1999	(3) 2000	(3) 2001	(7) 1997	(7) 1998	(7) 1999	(7) 2000	(7) 2001
1	January	N/A	N/A	N/A	N/A	N/A	388.56	388.56	388.56	388.56	388.56
2	February	N/A	N/A	N/A	N/A	N/A	388.56	388.56	388.56	388.56	388.56
3	March	N/A	N/A	N/A	N/A	N/A	388.56	388.56	388.56	388.56	388.56
4	April	N/A	N/A	N/A	N/A	N/A	388.56	388.56	388.56	388.56	388.56
5	May	N/A	N/A	N/A	N/A	N/A	388.56	388.56	388.56	388.56	388.56
6	June	N/A	N/A	N/A	N/A	N/A	388.56	388.56	388.56	388.56	388.56
7	July	N/A	N/A	N/A	N/A	N/A	388.56	388.56	388.56	388.56	388.56
8	August	N/A	N/A	N/A	N/A	N/A	388.56	388.56	388.56	388.56	388.56
9	September	N/A	N/A	N/A	N/A	N/A	388.56	388.56	388.56	388.56	388.56
10	October	N/A	N/A	N/A	N/A	N/A	388.56	388.56	388.56	388.56	388.56
11	November	N/A	N/A	N/A	N/A	N/A	388.56	388.56	388.56	388.56	388.56
12	December	N/A	N/A	N/A	N/A	N/A	388.56	388.56	388.56	388.56	388.56
		(2) SEWER COLLECTION					(7) SEWER TREATMENT AND DISPOSAL				
		1997	1998	1999	2000	2001	1997	1998	1999	2000	2001
13	January	N/A	N/A	N/A	N/A	N/A	N/A	N/A	N/A	N/A	N/A
14	February	N/A	N/A	N/A	N/A	N/A	N/A	N/A	N/A	N/A	N/A
15	March	N/A	N/A	N/A	N/A	N/A	N/A	N/A	N/A	N/A	N/A
16	April	N/A	N/A	N/A	N/A	N/A	N/A	N/A	N/A	N/A	N/A
17	May	N/A	N/A	N/A	N/A	N/A	N/A	N/A	N/A	N/A	N/A
18	June	N/A	N/A	N/A	N/A	N/A	N/A	N/A	N/A	N/A	N/A
19	July	N/A	N/A	N/A	N/A	N/A	N/A	N/A	N/A	N/A	N/A
20	August	N/A	N/A	N/A	N/A	N/A	N/A	N/A	N/A	N/A	N/A
21	September	N/A	N/A	N/A	N/A	N/A	N/A	N/A	N/A	N/A	N/A
22	October	N/A	N/A	N/A	N/A	N/A	N/A	N/A	N/A	N/A	N/A
23	November	N/A	N/A	N/A	N/A	N/A	N/A	N/A	N/A	N/A	N/A
24	December	N/A	N/A	N/A	N/A	N/A	N/A	N/A	N/A	N/A	N/A

13421

SOUTHERN STATES UTILITIES, INC.

SUMMARY OF REQUESTED WATER AND SEWER AFPI CHARGES EFFECTIVE JANUARY 1, 1997

ALTERNATIVE 1 (ATTACHMENT C) - THE HIGHER OF THE AFPI CHARGES SSU REQUESTED OR THE COMMISSION APPROVED FOR PLANT COMPONENTS WHERE NO CHANGE TO EXISTING AFPI CHARGES WAS REQUESTED

COMMISSION APPROVED AFPI CHARGES FOR ALL REMAINING PLANT COMPONENTS

LAKE CONWAY
Orange County

Line No.	(1) DESCRIPTION	(2) WATER TREATMENT PLANT					(7) WATER TRANSMISSION / DISTRIBUTION				
		(3) 1997	(3) 1998	(3) 1999	(3) 2000	(3) 2001	(7) 1997	(7) 1998	(7) 1999	(7) 2000	(7) 2001
1	January	N/A	N/A	N/A	N/A	N/A	2.15	28.14	56.22	86.59	119.46
2	February	N/A	N/A	N/A	N/A	N/A	4.30	30.47	58.73	89.31	122.41
3	March	N/A	N/A	N/A	N/A	N/A	6.45	32.79	61.24	92.03	125.36
4	April	N/A	N/A	N/A	N/A	N/A	8.61	35.11	63.76	94.75	128.32
5	May	N/A	N/A	N/A	N/A	N/A	10.76	37.44	66.27	97.47	131.27
6	June	N/A	N/A	N/A	N/A	N/A	12.91	39.76	68.78	100.19	134.22
7	July	N/A	N/A	N/A	N/A	N/A	15.06	42.08	71.30	102.91	137.17
8	August	N/A	N/A	N/A	N/A	N/A	17.21	44.41	73.81	105.63	140.12
9	September	N/A	N/A	N/A	N/A	N/A	19.36	46.73	76.33	108.35	143.07
10	October	N/A	N/A	N/A	N/A	N/A	21.52	49.06	78.84	111.07	146.03
11	November	N/A	N/A	N/A	N/A	N/A	23.67	51.38	81.35	113.79	148.98
12	December	N/A	N/A	N/A	N/A	N/A	25.82	53.70	83.87	116.51	151.93
		(2) SEWER COLLECTION					(7) SEWER TREATMENT AND DISPOSAL				
		1997	1998	1999	2000	2001	1997	1998	1999	2000	2001
13	January	N/A	N/A	N/A	N/A	N/A	N/A	N/A	N/A	N/A	N/A
14	February	N/A	N/A	N/A	N/A	N/A	N/A	N/A	N/A	N/A	N/A
15	March	N/A	N/A	N/A	N/A	N/A	N/A	N/A	N/A	N/A	N/A
16	April	N/A	N/A	N/A	N/A	N/A	N/A	N/A	N/A	N/A	N/A
17	May	N/A	N/A	N/A	N/A	N/A	N/A	N/A	N/A	N/A	N/A
18	June	N/A	N/A	N/A	N/A	N/A	N/A	N/A	N/A	N/A	N/A
19	July	N/A	N/A	N/A	N/A	N/A	N/A	N/A	N/A	N/A	N/A
20	August	N/A	N/A	N/A	N/A	N/A	N/A	N/A	N/A	N/A	N/A
21	September	N/A	N/A	N/A	N/A	N/A	N/A	N/A	N/A	N/A	N/A
22	October	N/A	N/A	N/A	N/A	N/A	N/A	N/A	N/A	N/A	N/A
23	November	N/A	N/A	N/A	N/A	N/A	N/A	N/A	N/A	N/A	N/A
24	December	N/A	N/A	N/A	N/A	N/A	N/A	N/A	N/A	N/A	N/A

SOUTHERN STATES UTILITIES, INC.

SUMMARY OF REQUESTED WATER AND SEWER AFPI CHARGES EFFECTIVE JANUARY 1, 1997

ALTERNATIVE 1 (ATTACHMENT C) - THE HIGHER OF THE AFPI CHARGES SSU REQUESTED OR THE COMMISSION APPROVED

FOR PLANT COMPONENTS WHERE NO CHANGE TO EXISTING AFPI CHARGES WAS REQUESTED

COMMISSION APPROVED AFPI CHARGES FOR ALL REMAINING PLANT COMPONENTS

LAKESIDE

Citrus County

Line No.	(1) DESCRIPTION	(2)	(3)	(4)	(5)	(6)	(7)	(8)	(9)	(10)	(11)
		WATER TREATMENT PLANT					WATER TRANSMISSION / DISTRIBUTION				
		1997	1998	1999	2000	2001	1997	1998	1999	2000	2001
1	January	N/A	N/A	N/A	N/A	N/A	3.07	40.18	80.34	123.83	171.01
2	February	N/A	N/A	N/A	N/A	N/A	6.14	43.50	83.94	127.74	175.24
3	March	N/A	N/A	N/A	N/A	N/A	9.21	46.83	87.54	131.64	179.48
4	April	N/A	N/A	N/A	N/A	N/A	12.29	50.15	91.14	135.54	183.72
5	May	N/A	N/A	N/A	N/A	N/A	15.36	53.47	94.73	139.45	187.95
6	June	N/A	N/A	N/A	N/A	N/A	18.43	56.80	98.33	143.35	192.19
7	July	N/A	N/A	N/A	N/A	N/A	21.50	60.12	101.93	147.25	196.43
8	August	N/A	N/A	N/A	N/A	N/A	24.57	63.44	105.53	151.16	200.66
9	September	N/A	N/A	N/A	N/A	N/A	27.64	66.77	109.13	155.06	204.90
10	October	N/A	N/A	N/A	N/A	N/A	30.71	70.09	112.73	158.96	209.14
11	November	N/A	N/A	N/A	N/A	N/A	33.78	73.42	116.33	162.87	213.37
12	December	N/A	N/A	N/A	N/A	N/A	36.86	76.74	119.93	166.77	217.61
		SEWER COLLECTION					SEWER TREATMENT AND DISPOSAL				
		1997	1998	1999	2000	2001	1997	1998	1999	2000	2001
13	January	N/A	N/A	N/A	N/A	N/A	N/A	N/A	N/A	N/A	N/A
14	February	N/A	N/A	N/A	N/A	N/A	N/A	N/A	N/A	N/A	N/A
15	March	N/A	N/A	N/A	N/A	N/A	N/A	N/A	N/A	N/A	N/A
16	April	N/A	N/A	N/A	N/A	N/A	N/A	N/A	N/A	N/A	N/A
17	May	N/A	N/A	N/A	N/A	N/A	N/A	N/A	N/A	N/A	N/A
18	June	N/A	N/A	N/A	N/A	N/A	N/A	N/A	N/A	N/A	N/A
19	July	N/A	N/A	N/A	N/A	N/A	N/A	N/A	N/A	N/A	N/A
20	August	N/A	N/A	N/A	N/A	N/A	N/A	N/A	N/A	N/A	N/A
21	September	N/A	N/A	N/A	N/A	N/A	N/A	N/A	N/A	N/A	N/A
22	October	N/A	N/A	N/A	N/A	N/A	N/A	N/A	N/A	N/A	N/A
23	November	N/A	N/A	N/A	N/A	N/A	N/A	N/A	N/A	N/A	N/A
24	December	N/A	N/A	N/A	N/A	N/A	N/A	N/A	N/A	N/A	N/A

SOUTHERN STATES UTILITIES, INC.

SUMMARY OF REQUESTED WATER AND SEWER AFPI CHARGES EFFECTIVE JANUARY 1, 1997

ALTERNATIVE 1 (ATTACHMENT C) - THE HIGHER OF THE AFPI CHARGES SSU REQUESTED OR THE COMMISSION APPROVED

FOR PLANT COMPONENTS WHERE NO CHANGE TO EXISTING AFPI CHARGES WAS REQUESTED

COMMISSION APPROVED AFPI CHARGES FOR ALL REMAINING PLANT COMPONENTS

LEHIGH

Line No.	(1) DESCRIPTION	(2) WATER TREATMENT PLANT					(7) WATER TRANSMISSION / DISTRIBUTION				
		(3) 1997	(3) 1998	(3) 1999	(3) 2000	(3) 2001	(7) 1997	(7) 1998	(7) 1999	(7) 2000	(7) 2001
1	January	86.43	86.43	86.43	86.43	86.43	8.96	117.25	234.52	361.65	499.62
2	February	86.43	86.43	86.43	86.43	86.43	17.92	126.96	245.04	373.07	512.02
3	March	86.43	86.43	86.43	86.43	86.43	26.89	136.66	255.56	384.48	524.42
4	April	86.43	86.43	86.43	86.43	86.43	35.85	146.36	266.08	395.90	536.82
5	May	86.43	86.43	86.43	86.43	86.43	44.81	156.07	276.60	407.31	549.22
6	June	86.43	86.43	86.43	86.43	87.96	53.77	165.77	287.12	418.73	561.63
7	July	86.43	86.43	86.43	86.43	89.86	62.74	175.48	297.64	430.14	574.03
8	August	86.43	86.43	86.43	86.43	91.77	71.70	185.18	308.16	441.56	586.43
9	September	86.43	86.43	86.43	86.43	93.67	80.66	194.88	318.68	452.97	598.83
10	October	86.43	86.43	86.43	86.43	95.57	89.62	204.59	329.20	464.39	611.23
11	November	86.43	86.43	86.43	86.43	97.47	98.59	214.29	339.72	475.80	623.63
12	December	86.43	86.43	86.43	86.43	99.37	107.55	224.00	350.24	487.22	636.03
SEWER COLLECTION											
13	January	624.24	624.24	624.24	685.00	945.26	91.65	91.65	207.03	317.37	435.87
14	February	624.24	624.24	624.24	706.54	968.61	91.65	91.65	216.17	327.19	446.43
15	March	624.24	624.24	624.24	728.08	991.96	91.65	91.65	225.31	337.00	456.98
16	April	624.24	624.24	624.24	749.61	1,015.31	91.65	91.65	234.45	346.81	467.54
17	May	624.24	624.24	624.24	771.15	1,038.66	91.65	91.65	243.59	356.63	478.09
18	June	624.24	624.24	624.24	792.69	1,062.01	91.65	91.65	252.73	366.44	488.65
19	July	624.24	624.24	624.24	814.23	1,085.36	91.65	91.65	261.87	376.25	499.20
20	August	624.24	624.24	624.24	835.76	1,108.71	91.65	91.65	271.00	386.07	509.76
21	September	624.24	624.24	624.24	857.30	1,132.06	91.65	91.65	280.14	395.88	520.31
22	October	624.24	624.24	624.24	878.84	1,155.41	91.65	91.65	289.28	405.69	530.87
23	November	624.24	624.24	643.58	900.37	1,178.76	91.65	93.78	298.42	415.51	541.42
24	December	624.24	624.24	663.47	921.91	1,202.11	95.59	102.30	307.56	425.32	551.98
SEWER TREATMENT AND DISPOSAL											

13424

SOUTHERN STATES UTILITIES, INC.

SUMMARY OF REQUESTED WATER AND SEWER AFPI CHARGES EFFECTIVE JANUARY 1, 1997

ALTERNATIVE 1 (ATTACHMENT C) - THE HIGHER OF THE AFPI CHARGES SSU REQUESTED OR THE COMMISSION APPROVED

FOR PLANT COMPONENTS WHERE NO CHANGE TO EXISTING AFPI CHARGES WAS REQUESTED

COMMISSION APPROVED AFPI CHARGES FOR ALL REMAINING PLANT COMPONENTS

LEISURE LAKES (COVERED BRIDGE)

Highlands County

Line No.	(1) DESCRIPTION	(2) WATER TREATMENT PLANT					(7) WATER TRANSMISSION / DISTRIBUTION				
		(3) 1997	(3) 1998	(3) 1999	(3) 2000	(3) 2001	(7) 1997	(7) 1998	(7) 1999	(7) 2000	(7) 2001
1	January	N/A	N/A	N/A	N/A	N/A	1.07	14.00	27.95	43.06	59.41
2	February	N/A	N/A	N/A	N/A	N/A	2.14	15.15	29.20	44.41	60.87
3	March	N/A	N/A	N/A	N/A	N/A	3.21	16.31	30.45	45.76	62.34
4	April	N/A	N/A	N/A	N/A	N/A	4.28	17.46	31.70	47.12	63.81
5	May	N/A	N/A	N/A	N/A	N/A	5.35	18.62	32.95	48.47	65.28
6	June	N/A	N/A	N/A	N/A	N/A	6.42	19.77	34.20	49.82	66.74
7	July	N/A	N/A	N/A	N/A	N/A	7.49	20.93	35.45	51.17	68.21
8	August	N/A	N/A	N/A	N/A	N/A	8.56	22.08	36.70	52.53	69.68
9	September	N/A	N/A	N/A	N/A	N/A	9.63	23.24	37.95	53.88	71.15
10	October	N/A	N/A	N/A	N/A	N/A	10.70	24.39	39.20	55.23	72.61
11	November	N/A	N/A	N/A	N/A	N/A	11.77	25.55	40.45	56.59	74.08
12	December	N/A	N/A	N/A	N/A	N/A	12.84	26.70	41.70	57.94	75.55
		(2) SEWER COLLECTION					(7) SEWER TREATMENT AND DISPOSAL				
13	January	4.03	4.32	104.86	160.95	221.34	133.30	133.30	133.30	133.30	133.30
14	February	8.06	8.64	109.50	165.95	226.73	133.30	133.30	133.30	133.30	133.30
15	March	12.09	12.97	114.15	170.95	232.12	133.30	133.30	133.30	133.30	133.30
16	April	16.12	17.29	118.79	175.95	237.51	133.30	133.30	133.30	133.30	133.30
17	May	20.14	21.61	123.44	180.95	242.90	133.30	133.30	133.30	133.30	133.30
18	June	24.17	25.93	128.08	185.95	248.29	133.30	133.30	133.30	133.30	133.30
19	July	28.20	30.26	132.73	190.95	253.68	133.30	133.30	133.30	133.30	133.30
20	August	32.23	34.58	137.37	195.95	259.07	133.30	133.30	133.30	133.30	133.30
21	September	36.26	38.90	142.02	200.95	264.46	133.30	133.30	133.30	133.30	133.30
22	October	40.29	43.22	146.66	205.95	269.85	133.30	133.30	133.30	133.30	133.30
23	November	44.32	47.55	151.30	210.95	275.25	133.30	133.30	133.30	133.30	133.30
24	December	48.35	51.87	155.95	215.95	280.64	133.30	133.30	133.30	133.30	133.30

13425

SOUTHERN STATES UTILITIES, INC.

SUMMARY OF REQUESTED WATER AND SEWER AFPI CHARGES EFFECTIVE JANUARY 1, 1997

ALTERNATIVE 1 (ATTACHMENT C) - THE HIGHER OF THE AFPI CHARGES SSU REQUESTED OR THE COMMISSION APPROVED

FOR PLANT COMPONENTS WHERE NO CHANGE TO EXISTING AFPI CHARGES WAS REQUESTED

COMMISSION APPROVED AFPI CHARGES FOR ALL REMAINING PLANT COMPONENTS

MARCO ISLAND

Collier County

Line No.	(1) DESCRIPTION	(2) WATER TREATMENT PLANT					(7) WATER TRANSMISSION / DISTRIBUTION				
		(3) 1997	(4) 1998	(5) 1999	(6) 2000	(8) 2001	(9) 1997	(10) 1998	(11) 1999	(12) 2000	(13) 2001
1	January	7.68	100.53	201.48	311.37	431.12	2.51	32.87	65.73	101.35	140.01
2	February	15.36	108.88	210.57	321.27	441.92	5.02	35.59	68.67	104.55	143.49
3	March	23.04	117.23	219.66	331.18	452.73	7.54	38.31	71.62	107.75	146.96
4	April	30.73	125.58	228.75	341.08	463.53	10.05	41.02	74.57	110.95	150.44
5	May	38.41	133.93	237.84	350.99	474.33	12.56	43.74	77.52	114.15	153.91
6	June	46.09	142.29	246.93	360.89	485.14	15.07	46.46	80.47	117.35	157.38
7	July	53.77	150.64	256.02	370.80	495.94	17.59	49.18	83.41	120.55	160.86
8	August	61.45	158.99	265.11	380.70	506.74	20.10	51.90	86.36	123.74	164.33
9	September	69.13	167.34	274.20	390.60	517.55	22.61	54.62	89.31	126.94	167.80
10	October	76.82	175.69	283.29	400.51	528.35	25.12	57.34	92.26	130.14	171.28
11	November	84.50	184.04	292.38	410.41	539.15	27.64	60.06	95.21	133.34	174.75
12	December	92.18	192.39	301.47	420.32	549.95	30.15	62.78	98.15	136.54	178.23
		(14) SEWER COLLECTION					(15) SEWER TREATMENT AND DISPOSAL				
13	January	N/A	N/A	N/A	N/A	N/A	1,300.00	1,300.00	1,300.00	1,300.00	1,300.00
14	February	N/A	N/A	N/A	N/A	N/A	1,300.00	1,300.00	1,300.00	1,300.00	1,300.00
15	March	N/A	N/A	N/A	N/A	N/A	1,300.00	1,300.00	1,300.00	1,300.00	1,300.00
16	April	N/A	N/A	N/A	N/A	N/A	1,300.00	1,300.00	1,300.00	1,300.00	1,300.00
17	May	N/A	N/A	N/A	N/A	N/A	1,300.00	1,300.00	1,300.00	1,300.00	1,300.00
18	June	N/A	N/A	N/A	N/A	N/A	1,300.00	1,300.00	1,300.00	1,300.00	1,300.00
19	July	N/A	N/A	N/A	N/A	N/A	1,300.00	1,300.00	1,300.00	1,300.00	1,300.00
20	August	N/A	N/A	N/A	N/A	N/A	1,300.00	1,300.00	1,300.00	1,300.00	1,300.00
21	September	N/A	N/A	N/A	N/A	N/A	1,300.00	1,300.00	1,300.00	1,300.00	1,300.00
22	October	N/A	N/A	N/A	N/A	N/A	1,300.00	1,300.00	1,300.00	1,300.00	1,300.00
23	November	N/A	N/A	N/A	N/A	N/A	1,300.00	1,300.00	1,300.00	1,300.00	1,300.00
24	December	N/A	N/A	N/A	N/A	N/A	1,300.00	1,300.00	1,300.00	1,300.00	1,300.00

13426

SOUTHERN STATES UTILITIES, INC.

SUMMARY OF REQUESTED WATER AND SEWER AFPI CHARGES EFFECTIVE JANUARY 1, 1997

ALTERNATIVE 1 (ATTACHMENT C) - THE HIGHER OF THE AFPI CHARGES SSU REQUESTED OR THE COMMISSION APPROVED FOR PLANT COMPONENTS WHERE NO CHANGE TO EXISTING AFPI CHARGES WAS REQUESTED

COMMISSION APPROVED AFPI CHARGES FOR ALL REMAINING PLANT COMPONENTS

**MARCO SHORES
Collier County**

Line No.	(1) DESCRIPTION	(2)	(3)	(4)	(5)	(6)	(7)	(8)	(9)	(10)	(11)
		WATER TREATMENT PLANT					WATER TRANSMISSION / DISTRIBUTION				
		1997	1998	1999	2000	2001	1997	1998	1999	2000	2001
1	January	284.99	284.99	284.99	284.99	304.69	N/A	N/A	N/A	N/A	N/A
2	February	284.99	284.99	284.99	284.99	312.47	N/A	N/A	N/A	N/A	N/A
3	March	284.99	284.99	284.99	284.99	320.25	N/A	N/A	N/A	N/A	N/A
4	April	284.99	284.99	284.99	284.99	328.03	N/A	N/A	N/A	N/A	N/A
5	May	284.99	284.99	284.99	284.99	335.81	N/A	N/A	N/A	N/A	N/A
6	June	284.99	284.99	284.99	284.99	343.59	N/A	N/A	N/A	N/A	N/A
7	July	284.99	284.99	284.99	284.99	351.37	N/A	N/A	N/A	N/A	N/A
8	August	284.99	284.99	284.99	284.99	359.15	N/A	N/A	N/A	N/A	N/A
9	September	284.99	284.99	284.99	284.99	366.93	N/A	N/A	N/A	N/A	N/A
10	October	284.99	284.99	284.99	284.99	374.71	N/A	N/A	N/A	N/A	N/A
11	November	284.99	284.99	284.99	289.83	382.49	N/A	N/A	N/A	N/A	N/A
12	December	284.99	284.99	284.99	296.91	390.27	N/A	N/A	N/A	N/A	N/A
		SEWER COLLECTION					SEWER TREATMENT AND DISPOSAL				
		1997	1998	1999	2000	2001	1997	1998	1999	2000	2001
13	January	1.62	1.72	41.92	64.06	87.69	134.93	134.93	341.92	523.66	718.51
14	February	3.24	3.44	43.76	66.02	89.78	134.93	134.93	356.92	539.79	735.84
15	March	4.86	5.16	45.59	67.98	91.88	134.93	134.93	372.03	555.93	753.17
16	April	6.48	6.88	47.43	69.94	93.97	134.93	134.93	387.09	572.07	770.50
17	May	8.10	8.60	49.26	71.89	96.06	134.93	134.93	402.14	588.21	787.83
18	June	9.72	10.33	51.09	73.85	98.15	134.93	134.93	417.19	604.35	805.15
19	July	11.34	12.05	52.93	75.81	100.25	134.93	134.93	432.25	620.49	822.48
20	August	12.96	13.77	54.76	77.77	102.34	134.93	134.93	447.30	636.63	839.81
21	September	14.58	15.49	56.60	79.73	104.43	134.93	134.93	462.36	652.76	857.14
22	October	16.20	17.21	58.43	81.68	106.52	134.93	140.68	477.41	668.90	874.47
23	November	17.82	18.93	60.27	83.64	108.62	144.89	154.74	492.46	685.04	891.80
24	December	19.43	20.65	62.10	85.60	110.71	158.06	168.81	507.52	701.18	909.13

13427

SOUTHERN STATES UTILITIES, INC.
SUMMARY OF REQUESTED WATER AND SEWER AFPI CHARGES EFFECTIVE JANUARY 1, 1997
ALTERNATIVE 1 (ATTACHMENT C) - THE HIGHER OF THE AFPI CHARGES SSU REQUESTED OR THE COMMISSION APPROVED
FOR PLANT COMPONENTS WHERE NO CHANGE TO EXISTING AFPI CHARGES WAS REQUESTED
COMMISSION APPROVED AFPI CHARGES FOR ALL REMAINING PLANT COMPONENTS

MARION OAKS
 Marion County

Line No.	(1) DESCRIPTION	(2) WATER TREATMENT PLANT					(7) WATER TRANSMISSION / DISTRIBUTION				
		(3) 1997	(3) 1998	(3) 1999	(3) 2000	(3) 2001	(7) 1997	(7) 1998	(7) 1999	(7) 2000	(7) 2001
1	January	81.60	81.60	81.60	81.60	81.60	568.94	568.94	568.94	568.94	568.94
2	February	81.60	81.60	81.60	81.60	81.60	568.94	568.94	568.94	568.94	568.94
3	March	81.60	81.60	81.60	81.60	81.60	568.94	568.94	568.94	568.94	568.94
4	April	81.60	81.60	81.60	81.60	81.60	568.94	568.94	568.94	568.94	568.94
5	May	81.60	81.60	81.60	81.60	81.60	568.94	568.94	568.94	568.94	568.94
6	June	81.60	81.60	81.60	81.60	81.60	568.94	568.94	568.94	568.94	568.94
7	July	81.60	81.60	81.60	81.60	81.60	568.94	568.94	568.94	568.94	568.94
8	August	81.60	81.60	81.60	81.60	81.60	568.94	568.94	568.94	568.94	568.94
9	September	81.60	81.60	81.60	81.60	81.60	568.94	568.94	568.94	568.94	568.94
10	October	81.60	81.60	81.60	81.60	81.60	568.94	568.94	568.94	568.94	568.94
11	November	81.60	81.60	81.60	81.60	81.60	568.94	568.94	568.94	568.94	568.94
12	December	81.60	81.60	81.60	81.60	81.60	568.94	568.94	568.94	568.94	568.94
SEWER COLLECTION											
13	January	948.41	948.41	948.41	948.41	948.41	6.45	6.90	167.59	256.92	352.92
14	February	948.41	948.41	948.41	948.41	948.41	12.90	13.80	174.99	264.87	361.48
15	March	948.41	948.41	948.41	948.41	948.41	19.34	20.70	182.39	272.82	370.03
16	April	948.41	948.41	948.41	948.41	948.41	25.79	27.61	189.79	280.77	378.58
17	May	948.41	948.41	948.41	948.41	948.41	32.24	34.51	197.18	288.72	387.13
18	June	948.41	948.41	948.41	948.41	948.41	38.69	41.41	204.58	296.67	395.69
19	July	948.41	948.41	948.41	948.41	948.41	45.13	48.31	211.98	304.62	404.24
20	August	948.41	948.41	948.41	948.41	948.41	51.58	55.21	219.38	312.57	412.79
21	September	948.41	948.41	948.41	948.41	948.41	58.03	62.11	226.78	320.52	421.35
22	October	948.41	948.41	948.41	948.41	948.41	64.48	69.02	234.18	328.47	429.90
23	November	948.41	948.41	948.41	948.41	948.41	70.92	75.92	241.58	336.42	438.45
24	December	948.41	948.41	948.41	948.41	948.41	77.37	82.82	248.97	344.37	447.01
SEWER TREATMENT AND DISPOSAL											

SOUTHERN STATES UTILITIES, INC.
SUMMARY OF REQUESTED WATER AND SEWER AFPI CHARGES EFFECTIVE JANUARY 1, 1997
ALTERNATIVE 1 (ATTACHMENT C) - THE HIGHER OF THE AFPI CHARGES SSU REQUESTED OR THE COMMISSION APPROVED
FOR PLANT COMPONENTS WHERE NO CHANGE TO EXISTING AFPI CHARGES WAS REQUESTED
COMMISSION APPROVED AFPI CHARGES FOR ALL REMAINING PLANT COMPONENTS
MEREDITH MANOR
Seminole County

Line No.	(1) DESCRIPTION	(2) WATER TREATMENT PLANT					(7) WATER TRANSMISSION / DISTRIBUTION				
		(3) 1997	(4) 1998	(5) 1999	(6) 2000	(8) 2001	(9) 1997	(10) 1998	(11) 1999	(12) 2000	(13) 2001
1	January	0.41	5.37	10.69	16.41	22.57	4.96	64.89	129.99	200.76	277.78
2	February	0.82	5.81	11.16	16.92	23.12	9.92	70.27	135.84	207.13	284.72
3	March	1.23	6.25	11.63	17.43	23.67	14.88	75.66	141.70	213.50	291.65
4	April	1.64	6.69	12.11	17.94	24.22	19.83	81.05	147.55	219.87	298.59
5	May	2.05	7.13	12.58	18.45	24.77	24.79	86.43	153.41	226.24	305.53
6	June	2.46	7.57	13.06	18.96	25.32	29.75	91.82	159.26	232.61	312.47
7	July	2.87	8.01	13.53	19.47	25.87	34.71	97.20	165.12	238.99	319.40
8	August	3.28	8.45	14.00	19.98	26.42	39.67	102.59	170.97	245.36	326.34
9	September	3.70	8.89	14.48	20.49	26.97	44.63	107.97	176.82	251.73	333.28
10	October	4.11	9.33	14.95	21.00	27.52	49.59	113.36	182.68	258.10	340.22
11	November	4.52	9.77	15.42	21.51	28.07	54.54	118.75	188.53	264.47	347.15
12	December	4.93	10.21	15.90	22.02	28.62	59.50	124.13	194.39	270.84	354.09
		(14) SEWER COLLECTION					(15) SEWER TREATMENT AND DISPOSAL				
13	January	10.74	11.47	278.83	427.04	585.94	N/A	N/A	N/A	N/A	N/A
14	February	21.48	22.94	291.10	440.20	600.07	N/A	N/A	N/A	N/A	N/A
15	March	32.22	34.42	303.38	453.36	614.20	N/A	N/A	N/A	N/A	N/A
16	April	42.96	45.89	315.66	466.52	628.33	N/A	N/A	N/A	N/A	N/A
17	May	53.70	57.36	327.93	479.68	642.47	N/A	N/A	N/A	N/A	N/A
18	June	64.44	68.83	340.21	492.84	656.60	N/A	N/A	N/A	N/A	N/A
19	July	75.18	80.30	352.49	506.00	670.73	N/A	N/A	N/A	N/A	N/A
20	August	85.92	91.77	364.77	519.17	684.86	N/A	N/A	N/A	N/A	N/A
21	September	96.67	103.25	377.04	532.33	698.99	N/A	N/A	N/A	N/A	N/A
22	October	107.41	114.72	389.32	545.49	713.12	N/A	N/A	N/A	N/A	N/A
23	November	118.15	126.19	401.60	558.65	727.25	N/A	N/A	N/A	N/A	N/A
24	December	128.89	137.66	413.88	571.81	741.38	N/A	N/A	N/A	N/A	N/A

SOUTHERN STATES UTILITIES, INC.
SUMMARY OF REQUESTED WATER AND SEWER AFPI CHARGES EFFECTIVE JANUARY 1, 1997
ALTERNATIVE 1 (ATTACHMENT C) - THE HIGHER OF THE AFPI CHARGES SSU REQUESTED OR THE COMMISSION APPROVED
FOR PLANT COMPONENTS WHERE NO CHANGE TO EXISTING AFPI CHARGES WAS REQUESTED
COMMISSION APPROVED AFPI CHARGES FOR ALL REMAINING PLANT COMPONENTS
MORNINGVIEW
Lake County

Line No.	(1) DESCRIPTION	(2) WATER TREATMENT PLANT					(7) WATER TRANSMISSION / DISTRIBUTION				
		(3) 1997	(4) 1998	(5) 1999	(6) 2000	(8) 2001	(9) 1997	(10) 1998	(11) 1999	(12) 2000	(13) 2001
1	January	N/A	N/A	N/A	N/A	N/A	1.43	18.72	37.33	57.44	79.17
2	February	N/A	N/A	N/A	N/A	N/A	2.86	20.26	39.00	59.24	81.11
3	March	N/A	N/A	N/A	N/A	N/A	4.29	21.80	40.66	61.04	83.06
4	April	N/A	N/A	N/A	N/A	N/A	5.72	23.34	42.33	62.83	85.00
5	May	N/A	N/A	N/A	N/A	N/A	7.16	24.88	43.99	64.63	86.95
6	June	N/A	N/A	N/A	N/A	N/A	8.59	26.42	45.65	66.43	88.89
7	July	N/A	N/A	N/A	N/A	N/A	10.02	27.96	47.32	68.23	90.84
8	August	N/A	N/A	N/A	N/A	N/A	11.45	29.50	48.98	70.03	92.78
9	September	N/A	N/A	N/A	N/A	N/A	12.88	31.04	50.65	71.83	94.73
10	October	N/A	N/A	N/A	N/A	N/A	14.31	32.59	52.31	73.62	96.67
11	November	N/A	N/A	N/A	N/A	N/A	15.74	34.13	53.98	75.42	98.62
12	December	N/A	N/A	N/A	N/A	N/A	17.17	35.67	55.64	77.22	100.56
		SEWER COLLECTION					SEWER TREATMENT AND DISPOSAL				
13	January	10.76	11.35	277.36	422.00	575.21	1.18	1.24	30.32	46.17	62.98
14	February	21.53	22.70	289.35	434.70	588.69	2.35	2.48	31.63	47.57	64.46
15	March	32.29	34.05	301.35	447.40	602.17	3.53	3.72	32.95	48.96	65.94
16	April	43.06	45.40	313.34	460.10	615.65	4.70	4.97	34.26	50.35	67.42
17	May	53.82	56.75	325.34	472.81	629.13	5.88	6.21	35.58	51.75	68.90
18	June	64.58	68.10	337.33	485.51	642.61	7.05	7.45	36.89	53.14	70.39
19	July	75.35	79.45	349.32	498.21	656.09	8.23	8.69	38.21	54.53	71.87
20	August	86.11	90.80	361.32	510.92	669.57	9.41	9.93	39.52	55.93	73.35
21	September	96.87	102.15	373.31	523.62	683.06	10.58	11.17	40.84	57.32	74.83
22	October	107.64	113.50	385.30	536.32	696.54	11.76	12.41	42.15	58.71	76.31
23	November	118.40	124.85	397.30	549.03	710.02	12.93	13.66	43.46	60.11	77.79
24	December	129.17	136.20	409.29	561.73	723.50	14.11	14.90	44.78	61.50	79.27

SOUTHERN STATES UTILITIES, INC.
SUMMARY OF REQUESTED WATER AND SEWER AFPI CHARGES EFFECTIVE JANUARY 1, 1997
ALTERNATIVE 1 (ATTACHMENT C) - THE HIGHER OF THE AFPI CHARGES SSU REQUESTED OR THE COMMISSION APPROVED
FOR PLANT COMPONENTS WHERE NO CHANGE TO EXISTING AFPI CHARGES WAS REQUESTED
COMMISSION APPROVED AFPI CHARGES FOR ALL REMAINING PLANT COMPONENTS
OAK FOREST
Citrus County

Line No.	(1) DESCRIPTION	(2) WATER TREATMENT PLANT					(7) WATER TRANSMISSION / DISTRIBUTION				
		(3) 1997	(3) 1998	(3) 1999	(3) 2000	(3) 2001	(7) 1997	(7) 1998	(7) 1999	(7) 2000	(7) 2001
		WATER TREATMENT PLANT					WATER TRANSMISSION / DISTRIBUTION				
1	January	N/A	N/A	N/A	N/A	N/A	0.76	9.89	19.59	29.88	40.87
2	February	N/A	N/A	N/A	N/A	N/A	1.51	10.70	20.44	30.80	41.84
3	March	N/A	N/A	N/A	N/A	N/A	2.27	11.50	21.29	31.71	42.81
4	April	N/A	N/A	N/A	N/A	N/A	3.03	12.30	22.15	32.62	43.79
5	May	N/A	N/A	N/A	N/A	N/A	3.79	13.11	23.00	33.53	44.76
6	June	N/A	N/A	N/A	N/A	N/A	4.54	13.91	23.85	34.44	45.73
7	July	N/A	N/A	N/A	N/A	N/A	5.30	14.71	24.71	35.35	46.70
8	August	N/A	N/A	N/A	N/A	N/A	6.06	15.52	25.56	36.26	47.67
9	September	N/A	N/A	N/A	N/A	N/A	6.82	16.32	26.41	37.17	48.64
10	October	N/A	N/A	N/A	N/A	N/A	7.57	17.13	27.27	38.08	49.62
11	November	N/A	N/A	N/A	N/A	N/A	8.33	17.93	28.12	38.99	50.59
12	December	N/A	N/A	N/A	N/A	N/A	9.09	18.73	28.97	39.90	51.56
		SEWER COLLECTION					SEWER TREATMENT AND DISPOSAL				
13	January	N/A	N/A	N/A	N/A	N/A	N/A	N/A	N/A	N/A	N/A
14	February	N/A	N/A	N/A	N/A	N/A	N/A	N/A	N/A	N/A	N/A
15	March	N/A	N/A	N/A	N/A	N/A	N/A	N/A	N/A	N/A	N/A
16	April	N/A	N/A	N/A	N/A	N/A	N/A	N/A	N/A	N/A	N/A
17	May	N/A	N/A	N/A	N/A	N/A	N/A	N/A	N/A	N/A	N/A
18	June	N/A	N/A	N/A	N/A	N/A	N/A	N/A	N/A	N/A	N/A
19	July	N/A	N/A	N/A	N/A	N/A	N/A	N/A	N/A	N/A	N/A
20	August	N/A	N/A	N/A	N/A	N/A	N/A	N/A	N/A	N/A	N/A
21	September	N/A	N/A	N/A	N/A	N/A	N/A	N/A	N/A	N/A	N/A
22	October	N/A	N/A	N/A	N/A	N/A	N/A	N/A	N/A	N/A	N/A
23	November	N/A	N/A	N/A	N/A	N/A	N/A	N/A	N/A	N/A	N/A
24	December	N/A	N/A	N/A	N/A	N/A	N/A	N/A	N/A	N/A	N/A

SOUTHERN STATES UTILITIES, INC.
SUMMARY OF REQUESTED WATER AND SEWER AFPI CHARGES EFFECTIVE JANUARY 1, 1997
ALTERNATIVE 1 (ATTACHMENT C) - THE HIGHER OF THE AFPI CHARGES SSU REQUESTED OR THE COMMISSION APPROVED
FOR PLANT COMPONENTS WHERE NO CHANGE TO EXISTING AFPI CHARGES WAS REQUESTED
COMMISSION APPROVED AFPI CHARGES FOR ALL REMAINING PLANT COMPONENTS
PALISADES COUNTRY CLUB
Lake County

Line No.	(1) DESCRIPTION	(2) WATER TREATMENT PLANT					(7) WATER TRANSMISSION / DISTRIBUTION				
		(3) 1997	(4) 1998	(5) 1999	(6) 2000	(8) 2001	(9) 1997	(10) 1998	(11) 1999	(12) 2000	(13) 2001
1	January	N/A	N/A	N/A	N/A	N/A	244.90	244.90	244.90	244.90	244.90
2	February	N/A	N/A	N/A	N/A	N/A	244.90	244.90	244.90	244.90	244.90
3	March	N/A	N/A	N/A	N/A	N/A	244.90	244.90	244.90	244.90	244.90
4	April	N/A	N/A	N/A	N/A	N/A	244.90	244.90	244.90	244.90	244.90
5	May	N/A	N/A	N/A	N/A	N/A	244.90	244.90	244.90	244.90	244.90
6	June	N/A	N/A	N/A	N/A	N/A	244.90	244.90	244.90	244.90	244.90
7	July	N/A	N/A	N/A	N/A	N/A	244.90	244.90	244.90	244.90	244.90
8	August	N/A	N/A	N/A	N/A	N/A	244.90	244.90	244.90	244.90	244.90
9	September	N/A	N/A	N/A	N/A	N/A	244.90	244.90	244.90	244.90	244.90
10	October	N/A	N/A	N/A	N/A	N/A	244.90	244.90	244.90	244.90	244.90
11	November	N/A	N/A	N/A	N/A	N/A	244.90	244.90	244.90	244.90	244.90
12	December	N/A	N/A	N/A	N/A	N/A	244.90	244.90	244.90	244.90	244.90
SEWER COLLECTION											
13	January	N/A	N/A	N/A	N/A	N/A	N/A	N/A	N/A	N/A	N/A
14	February	N/A	N/A	N/A	N/A	N/A	N/A	N/A	N/A	N/A	N/A
15	March	N/A	N/A	N/A	N/A	N/A	N/A	N/A	N/A	N/A	N/A
16	April	N/A	N/A	N/A	N/A	N/A	N/A	N/A	N/A	N/A	N/A
17	May	N/A	N/A	N/A	N/A	N/A	N/A	N/A	N/A	N/A	N/A
18	June	N/A	N/A	N/A	N/A	N/A	N/A	N/A	N/A	N/A	N/A
19	July	N/A	N/A	N/A	N/A	N/A	N/A	N/A	N/A	N/A	N/A
20	August	N/A	N/A	N/A	N/A	N/A	N/A	N/A	N/A	N/A	N/A
21	September	N/A	N/A	N/A	N/A	N/A	N/A	N/A	N/A	N/A	N/A
22	October	N/A	N/A	N/A	N/A	N/A	N/A	N/A	N/A	N/A	N/A
23	November	N/A	N/A	N/A	N/A	N/A	N/A	N/A	N/A	N/A	N/A
24	December	N/A	N/A	N/A	N/A	N/A	N/A	N/A	N/A	N/A	N/A
SEWER TREATMENT AND DISPOSAL											

SOUTHERN STATES UTILITIES, INC.
SUMMARY OF REQUESTED WATER AND SEWER AFPI CHARGES EFFECTIVE JANUARY 1, 1997
ALTERNATIVE 1 (ATTACHMENT C) - THE HIGHER OF THE AFPI CHARGES SSU REQUESTED OR THE COMMISSION APPROVED
FOR PLANT COMPONENTS WHERE NO CHANGE TO EXISTING AFPI CHARGES WAS REQUESTED
COMMISSION APPROVED AFPI CHARGES FOR ALL REMAINING PLANT COMPONENTS

PALM PORT
Putnam County

Line No.	DESCRIPTION	(1)	(2)	(3)	(4)	(5)	(6)	(7)	(8)	(9)	(10)	(11)	
		WATER TREATMENT PLANT					WATER TRANSMISSION / DISTRIBUTION						
		1997	1998	1999	2000	2001	1997	1998	1999	2000	2001		
1	January	312.87	312.87	312.87	312.87	312.87	318.34	318.34	318.34	318.34	318.34		
2	February	312.87	312.87	312.87	312.87	312.87	318.34	318.34	318.34	318.34	318.34		
3	March	312.87	312.87	312.87	312.87	312.87	318.34	318.34	318.34	318.34	318.34		
4	April	312.87	312.87	312.87	312.87	312.87	318.34	318.34	318.34	318.34	318.34		
5	May	312.87	312.87	312.87	312.87	312.87	318.34	318.34	318.34	318.34	318.34		
6	June	312.87	312.87	312.87	312.87	312.87	318.34	318.34	318.34	318.34	318.34		
7	July	312.87	312.87	312.87	312.87	312.87	318.34	318.34	318.34	318.34	318.34		
8	August	312.87	312.87	312.87	312.87	312.87	318.34	318.34	318.34	318.34	318.34		
9	September	312.87	312.87	312.87	312.87	312.87	318.34	318.34	318.34	318.34	318.34		
10	October	312.87	312.87	312.87	312.87	312.87	318.34	318.34	318.34	318.34	318.34		
11	November	312.87	312.87	312.87	312.87	312.87	318.34	318.34	318.34	318.34	318.34		
12	December	312.87	312.87	312.87	312.87	312.87	318.34	318.34	318.34	318.34	318.34		
		SEWER COLLECTION					SEWER TREATMENT AND DISPOSAL						
		1997	1998	1999	2000	2001	1997	1998	1999	2000	2001		
13	January	7.62	8.09	197.15	300.89	411.43	8.05	8.61	209.13	320.66	440.50		
14	February	15.25	16.18	205.75	310.05	421.20	16.09	17.23	218.37	330.59	451.18		
15	March	22.87	24.27	214.35	319.21	430.98	24.14	25.84	227.61	340.51	461.85		
16	April	30.50	32.36	222.95	328.37	440.75	32.18	34.45	236.84	350.43	472.53		
17	May	38.12	40.44	231.55	337.53	450.53	40.23	43.06	246.08	360.36	483.21		
18	June	45.74	48.53	240.14	346.69	460.30	48.27	51.68	255.32	370.28	493.89		
19	July	53.37	56.62	248.74	355.85	470.08	56.32	60.29	264.55	380.20	504.57		
20	August	60.99	64.71	257.34	365.01	479.85	64.36	68.90	273.79	390.13	515.25		
21	September	68.62	72.80	265.94	374.17	489.63	72.41	77.51	283.03	400.05	525.92		
22	October	76.24	80.89	274.54	383.33	499.40	80.46	86.13	292.27	409.97	536.60		
23	November	83.87	88.98	283.14	392.49	509.18	88.50	94.74	301.50	419.90	547.28		
24	December	91.49	97.07	291.73	401.65	518.95	96.55	103.35	310.74	429.82	557.96		

SOUTHERN STATES UTILITIES, INC.
SUMMARY OF REQUESTED WATER AND SEWER AFPI CHARGES EFFECTIVE JANUARY 1, 1997
ALTERNATIVE 1 (ATTACHMENT C) - THE HIGHER OF THE AFPI CHARGES SSU REQUESTED OR THE COMMISSION APPROVED
FOR PLANT COMPONENTS WHERE NO CHANGE TO EXISTING AFPI CHARGES WAS REQUESTED
COMMISSION APPROVED AFPI CHARGES FOR ALL REMAINING PLANT COMPONENTS
PALM TERRACE
Pasco County

Line No.	(1) DESCRIPTION	(2)	(3)	(4)	(5)	(6)	(7)	(8)	(9)	(10)	(11)
		WATER TREATMENT PLANT					WATER TRANSMISSION / DISTRIBUTION				
		1997	1998	1999	2000	2001	1997	1998	1999	2000	2001
1	January	N/A	N/A	N/A	N/A	N/A	N/A	N/A	N/A	N/A	N/A
2	February	N/A	N/A	N/A	N/A	N/A	N/A	N/A	N/A	N/A	N/A
3	March	N/A	N/A	N/A	N/A	N/A	N/A	N/A	N/A	N/A	N/A
4	April	N/A	N/A	N/A	N/A	N/A	N/A	N/A	N/A	N/A	N/A
5	May	N/A	N/A	N/A	N/A	N/A	N/A	N/A	N/A	N/A	N/A
6	June	N/A	N/A	N/A	N/A	N/A	N/A	N/A	N/A	N/A	N/A
7	July	N/A	N/A	N/A	N/A	N/A	N/A	N/A	N/A	N/A	N/A
8	August	N/A	N/A	N/A	N/A	N/A	N/A	N/A	N/A	N/A	N/A
9	September	N/A	N/A	N/A	N/A	N/A	N/A	N/A	N/A	N/A	N/A
10	October	N/A	N/A	N/A	N/A	N/A	N/A	N/A	N/A	N/A	N/A
11	November	N/A	N/A	N/A	N/A	N/A	N/A	N/A	N/A	N/A	N/A
12	December	N/A	N/A	N/A	N/A	N/A	N/A	N/A	N/A	N/A	N/A
		SEWER COLLECTION					SEWER TREATMENT AND DISPOSAL				
		1997	1998	1999	2000	2001	1997	1998	1999	2000	2001
13	January	0.43	0.48	11.36	17.73	27.79	N/A	N/A	N/A	N/A	N/A
14	February	0.86	0.95	11.89	18.31	25.43	N/A	N/A	N/A	N/A	N/A
15	March	1.28	1.43	12.41	18.90	26.08	N/A	N/A	N/A	N/A	N/A
16	April	1.71	1.90	12.94	19.48	26.73	N/A	N/A	N/A	N/A	N/A
17	May	2.14	2.38	13.47	20.06	27.37	N/A	N/A	N/A	N/A	N/A
18	June	2.57	2.85	13.99	20.64	28.02	N/A	N/A	N/A	N/A	N/A
19	July	2.99	3.33	14.52	21.23	28.67	N/A	N/A	N/A	N/A	N/A
20	August	3.42	3.80	15.04	21.81	29.31	N/A	N/A	N/A	N/A	N/A
21	September	3.85	4.28	15.57	22.39	29.96	N/A	N/A	N/A	N/A	N/A
22	October	4.28	4.75	16.10	22.97	30.60	N/A	N/A	N/A	N/A	N/A
23	November	4.71	5.23	16.62	23.56	31.25	N/A	N/A	N/A	N/A	N/A
24	December	5.13	5.70	17.15	24.14	31.90	N/A	N/A	N/A	N/A	N/A

SOUTHERN STATES UTILITIES, INC.
SUMMARY OF REQUESTED WATER AND SEWER AFPI CHARGES EFFECTIVE JANUARY 1, 1997
ALTERNATIVE 1 (ATTACHMENT C) - THE HIGHER OF THE AFPI CHARGES SSU REQUESTED OR THE COMMISSION APPROVED
FOR PLANT COMPONENTS WHERE NO CHANGE TO EXISTING AFPI CHARGES WAS REQUESTED
COMMISSION APPROVED AFPI CHARGES FOR ALL REMAINING PLANT COMPONENTS
PINE RIDGE
Citrus County

Line No.	(1) DESCRIPTION	(2) WATER TREATMENT PLANT					(7) WATER TRANSMISSION / DISTRIBUTION				
		(3) 1997	(3) 1998	(3) 1999	(3) 2000	(3) 2001	(7) 1997	(7) 1998	(7) 1999	(7) 2000	(7) 2001
1	January	N/A	N/A	N/A	N/A	N/A	304.48	304.48	304.48	456.65	632.22
2	February	N/A	N/A	N/A	N/A	N/A	304.48	304.48	308.81	471.17	648.05
3	March	N/A	N/A	N/A	N/A	N/A	304.48	304.48	322.14	485.69	663.88
4	April	N/A	N/A	N/A	N/A	N/A	304.48	304.48	335.47	500.21	679.71
5	May	N/A	N/A	N/A	N/A	N/A	304.48	304.48	348.80	514.73	695.54
6	June	N/A	N/A	N/A	N/A	N/A	304.48	304.48	362.13	529.26	700.00
7	July	N/A	N/A	N/A	N/A	N/A	304.48	304.48	375.47	543.78	700.00
8	August	N/A	N/A	N/A	N/A	N/A	304.48	304.48	388.80	558.30	700.00
9	September	N/A	N/A	N/A	N/A	N/A	304.48	304.48	402.13	572.82	700.00
10	October	N/A	N/A	N/A	N/A	N/A	304.48	304.48	415.46	587.35	700.00
11	November	N/A	N/A	N/A	N/A	N/A	304.48	304.48	428.79	601.87	700.00
12	December	N/A	N/A	N/A	N/A	N/A	304.48	304.48	442.12	616.39	700.00
		(2) SEWER COLLECTION					(7) SEWER TREATMENT AND DISPOSAL				
13	January	N/A	N/A	N/A	N/A	N/A	N/A	N/A	N/A	N/A	N/A
14	February	N/A	N/A	N/A	N/A	N/A	N/A	N/A	N/A	N/A	N/A
15	March	N/A	N/A	N/A	N/A	N/A	N/A	N/A	N/A	N/A	N/A
16	April	N/A	N/A	N/A	N/A	N/A	N/A	N/A	N/A	N/A	N/A
17	May	N/A	N/A	N/A	N/A	N/A	N/A	N/A	N/A	N/A	N/A
18	June	N/A	N/A	N/A	N/A	N/A	N/A	N/A	N/A	N/A	N/A
19	July	N/A	N/A	N/A	N/A	N/A	N/A	N/A	N/A	N/A	N/A
20	August	N/A	N/A	N/A	N/A	N/A	N/A	N/A	N/A	N/A	N/A
21	September	N/A	N/A	N/A	N/A	N/A	N/A	N/A	N/A	N/A	N/A
22	October	N/A	N/A	N/A	N/A	N/A	N/A	N/A	N/A	N/A	N/A
23	November	N/A	N/A	N/A	N/A	N/A	N/A	N/A	N/A	N/A	N/A
24	December	N/A	N/A	N/A	N/A	N/A	N/A	N/A	N/A	N/A	N/A

SOUTHERN STATES UTILITIES, INC.
SUMMARY OF REQUESTED WATER AND SEWER AFPI CHARGES EFFECTIVE JANUARY 1, 1997
ALTERNATIVE 1 (ATTACHMENT C) - THE HIGHER OF THE AFPI CHARGES SSU REQUESTED OR THE COMMISSION APPROVED
FOR PLANT COMPONENTS WHERE NO CHANGE TO EXISTING AFPI CHARGES WAS REQUESTED
COMMISSION APPROVED AFPI CHARGES FOR ALL REMAINING PLANT COMPONENTS
POINT O' WOODS
Citrus County

Line No.	(1) DESCRIPTION	(2) WATER TREATMENT PLANT					(7) WATER TRANSMISSION / DISTRIBUTION				
		(3) 1997	(3) 1998	(3) 1999	(3) 2000	(3) 2001	(7) 1997	(7) 1998	(7) 1999	(7) 2000	(7) 2001
1	January	N/A	N/A	N/A	N/A	N/A	56.56	56.56	56.56	56.56	63.68
2	February	N/A	N/A	N/A	N/A	N/A	56.56	56.56	56.56	56.56	65.24
3	March	N/A	N/A	N/A	N/A	N/A	56.56	56.56	56.56	56.56	66.79
4	April	N/A	N/A	N/A	N/A	N/A	56.56	56.56	56.56	56.56	68.35
5	May	N/A	N/A	N/A	N/A	N/A	56.56	56.56	56.56	56.56	69.90
6	June	N/A	N/A	N/A	N/A	N/A	56.56	56.56	56.56	56.56	71.45
7	July	N/A	N/A	N/A	N/A	N/A	56.56	56.56	56.56	56.56	73.01
8	August	N/A	N/A	N/A	N/A	N/A	56.56	56.56	56.56	56.56	74.56
9	September	N/A	N/A	N/A	N/A	N/A	56.56	56.56	56.56	57.81	76.12
10	October	N/A	N/A	N/A	N/A	N/A	56.56	56.56	56.56	59.25	77.67
11	November	N/A	N/A	N/A	N/A	N/A	56.56	56.56	56.56	60.69	79.23
12	December	N/A	N/A	N/A	N/A	N/A	56.56	56.56	56.56	62.13	80.78
		(8) SEWER COLLECTION					(9) SEWER TREATMENT AND DISPOSAL				
13	January	11.37	12.25	296.64	456.29	628.82	305.82	305.82	305.82	305.82	313.30
14	February	22.74	24.50	309.85	470.57	644.27	305.82	305.82	305.82	305.82	321.35
15	March	34.11	36.75	323.07	484.85	659.72	305.82	305.82	305.82	305.82	329.40
16	April	45.48	49.00	336.28	499.13	675.17	305.82	305.82	305.82	305.82	337.45
17	May	56.85	61.24	349.50	513.41	690.62	305.82	305.82	305.82	305.82	345.50
18	June	68.22	73.49	362.71	527.69	706.07	305.82	305.82	305.82	305.82	353.55
19	July	79.59	85.74	375.93	541.97	721.52	305.82	305.82	305.82	305.82	361.60
20	August	90.96	97.99	389.15	556.25	736.97	305.82	305.82	305.82	305.82	369.65
21	September	102.33	110.24	402.36	570.53	752.42	305.82	305.82	305.82	305.82	377.70
22	October	113.69	122.49	415.58	584.81	767.87	305.82	305.82	305.82	305.82	385.76
23	November	125.06	134.74	428.79	599.09	783.32	305.82	305.82	305.82	305.82	393.81
24	December	136.43	146.99	442.01	613.37	798.77	305.82	305.82	305.82	305.82	401.86

SOUTHERN STATES UTILITIES, INC.
SUMMARY OF REQUESTED WATER AND SEWER AFPI CHARGES EFFECTIVE JANUARY 1, 1997
ALTERNATIVE 1 (ATTACHMENT C) - THE HIGHER OF THE AFPI CHARGES SSU REQUESTED OR THE COMMISSION APPROVED
FOR PLANT COMPONENTS WHERE NO CHANGE TO EXISTING AFPI CHARGES WAS REQUESTED
COMMISSION APPROVED AFPI CHARGES FOR ALL REMAINING PLANT COMPONENTS
SALT SPRINGS
Marion County

Line No.	(1) DESCRIPTION	(2)	(3)	(4)	(5)	(6)	(7)	(8)	(9)	(10)	(11)
		WATER TREATMENT PLANT					WATER TRANSMISSION / DISTRIBUTION				
		1997	1998	1999	2000	2001	1997	1998	1999	2000	2001
1	January	N/A	N/A	N/A	N/A	N/A	5.74	75.12	150.44	232.27	321.27
2	February	N/A	N/A	N/A	N/A	N/A	11.48	81.35	157.21	239.63	329.29
3	March	N/A	N/A	N/A	N/A	N/A	17.22	87.58	163.98	246.99	337.30
4	April	N/A	N/A	N/A	N/A	N/A	22.96	93.82	170.75	254.36	345.32
5	May	N/A	N/A	N/A	N/A	N/A	28.70	100.05	177.51	261.72	353.33
6	June	N/A	N/A	N/A	N/A	N/A	34.45	106.28	184.28	269.08	361.35
7	July	N/A	N/A	N/A	N/A	N/A	40.19	112.51	191.05	276.44	369.36
8	August	N/A	N/A	N/A	N/A	N/A	45.93	118.74	197.82	283.81	377.38
9	September	N/A	N/A	N/A	N/A	N/A	51.67	124.97	204.59	291.17	385.39
10	October	N/A	N/A	N/A	N/A	N/A	57.41	131.20	211.36	298.53	393.41
11	November	N/A	N/A	N/A	N/A	N/A	63.15	137.43	218.13	305.90	401.42
12	December	N/A	N/A	N/A	N/A	N/A	68.89	143.67	224.90	313.26	409.44
		SEWER COLLECTION					SEWER TREATMENT AND DISPOSAL				
		1997	1998	1999	2000	2001	1997	1998	1999	2000	2001
13	January	7.76	8.32	201.93	309.96	426.24	5.78	6.13	149.45	228.15	312.03
14	February	15.52	16.65	210.87	319.58	436.62	11.56	12.27	155.97	235.10	319.46
15	March	23.28	24.97	219.82	329.21	447.00	17.33	18.40	162.49	242.05	326.88
16	April	31.03	33.29	228.76	338.84	457.38	23.11	24.53	169.02	249.00	334.30
17	May	38.79	41.62	237.71	348.47	467.76	28.89	30.66	175.54	255.95	341.73
18	June	46.55	49.94	246.65	358.09	478.14	34.67	36.80	182.06	262.91	349.15
19	July	54.31	58.26	255.60	367.72	488.51	40.44	42.93	188.58	269.86	356.57
20	August	62.07	66.59	264.55	377.35	498.89	46.22	49.06	195.11	276.81	364.00
21	September	69.83	74.91	273.49	386.98	509.27	52.00	55.19	201.63	283.76	371.42
22	October	77.59	83.23	282.44	396.60	519.65	57.78	61.33	208.15	290.71	378.85
23	November	85.34	91.55	291.38	406.23	530.03	63.55	67.46	214.68	297.66	386.27
24	December	93.10	99.88	300.33	415.86	540.41	69.33	73.59	221.20	304.61	393.69

SOUTHERN STATES UTILITIES, INC.
SUMMARY OF REQUESTED WATER AND SEWER AFPI CHARGES EFFECTIVE JANUARY 1, 1997
ALTERNATIVE 1 (ATTACHMENT C) - THE HIGHER OF THE AFPI CHARGES SSU REQUESTED OR THE COMMISSION APPROVED
FOR PLANT COMPONENTS WHERE NO CHANGE TO EXISTING AFPI CHARGES WAS REQUESTED
COMMISSION APPROVED AFPI CHARGES FOR ALL REMAINING PLANT COMPONENTS
SILVER LAKE OAKS
Putnam County

Line No.	(1) DESCRIPTION	(2)	(3)	(4)	(5)	(6)	(7)	(8)	(9)	(10)	(11)
		WATER TREATMENT PLANT					WATER TRANSMISSION / DISTRIBUTION				
		1997	1998	1999	2000	2001	1997	1998	1999	2000	2001
1	January	1.59	20.74	41.21	63.15	86.66	13.09	171.33	343.14	529.87	700.00
2	February	3.17	22.43	43.03	65.10	88.75	26.19	185.55	358.59	546.67	700.00
3	March	4.76	24.13	44.84	67.04	90.85	39.28	199.76	374.04	563.48	700.00
4	April	6.35	25.82	46.66	68.99	92.94	52.37	213.98	389.49	580.28	700.00
5	May	7.93	27.52	48.48	70.94	95.03	65.47	228.19	404.93	597.08	700.00
6	June	9.52	29.22	50.30	72.89	97.12	78.56	242.41	420.38	613.88	700.00
7	July	11.11	30.91	52.11	74.83	99.21	91.65	256.62	435.83	630.69	700.00
8	August	12.69	32.61	53.93	76.78	101.30	104.75	270.84	451.28	647.49	700.00
9	September	14.28	34.30	55.75	78.73	103.40	117.84	285.05	466.72	664.29	700.00
10	October	15.87	36.00	57.57	80.68	105.49	130.93	299.27	482.17	681.09	700.00
11	November	17.45	37.69	59.38	82.62	107.58	144.03	313.48	497.62	697.90	700.00
12	December	19.04	39.39	61.20	84.57	109.67	157.12	327.70	513.07	700.00	700.00
		SEWER COLLECTION					SEWER TREATMENT AND DISPOSAL				
		1997	1998	1999	2000	2001	1997	1998	1999	2000	2001
13	January	2.92	3.15	76.26	117.23	161.45	17.56	18.81	456.51	700.19	962.15
14	February	5.85	6.30	79.65	120.89	165.40	35.11	37.61	476.69	721.89	985.51
15	March	8.77	9.44	83.04	124.55	169.36	52.67	56.42	496.88	743.58	1,008.87
16	April	11.70	12.59	86.44	128.21	173.32	70.22	75.22	517.06	765.27	1,032.23
17	May	14.62	15.74	89.83	131.87	177.28	87.78	94.03	537.24	786.96	1,055.59
18	June	17.55	18.89	93.22	135.53	181.23	105.33	112.83	557.42	808.65	1,078.95
19	July	20.47	22.03	96.61	139.19	185.19	122.89	131.64	577.60	830.34	1,102.31
20	August	23.40	25.18	100.00	142.85	189.15	140.45	150.44	597.78	852.03	1,125.67
21	September	26.32	28.33	103.39	146.51	193.10	158.00	169.25	617.96	873.73	1,149.03
22	October	29.25	31.48	106.79	150.17	197.06	175.56	188.05	638.14	895.42	1,172.39
23	November	32.17	34.63	110.18	153.83	201.02	193.11	206.86	658.32	917.11	1,195.75
24	December	35.09	37.77	113.57	157.49	204.97	210.67	225.66	678.50	938.80	1,219.11

SOUTHERN STATES UTILITIES, INC.
SUMMARY OF REQUESTED WATER AND SEWER AFPI CHARGES EFFECTIVE JANUARY 1, 1997
ALTERNATIVE 1 (ATTACHMENT C) - THE HIGHER OF THE AFPI CHARGES SSU REQUESTED OR THE COMMISSION APPROVED
FOR PLANT COMPONENTS WHERE NO CHANGE TO EXISTING AFPI CHARGES WAS REQUESTED
COMMISSION APPROVED AFPI CHARGES FOR ALL REMAINING PLANT COMPONENTS
SOUTH FORTY
Marion County

Line No.	(1) DESCRIPTION	(2) WATER TREATMENT PLANT					(7) WATER TRANSMISSION / DISTRIBUTION				
		(3) 1997	(3) 1998	(3) 1999	(3) 2000	(3) 2001	(7) 1997	(7) 1998	(7) 1999	(7) 2000	(7) 2001
1	January	N/A	N/A	N/A	N/A	N/A	N/A	N/A	N/A	N/A	N/A
2	February	N/A	N/A	N/A	N/A	N/A	N/A	N/A	N/A	N/A	N/A
3	March	N/A	N/A	N/A	N/A	N/A	N/A	N/A	N/A	N/A	N/A
4	April	N/A	N/A	N/A	N/A	N/A	N/A	N/A	N/A	N/A	N/A
5	May	N/A	N/A	N/A	N/A	N/A	N/A	N/A	N/A	N/A	N/A
6	June	N/A	N/A	N/A	N/A	N/A	N/A	N/A	N/A	N/A	N/A
7	July	N/A	N/A	N/A	N/A	N/A	N/A	N/A	N/A	N/A	N/A
8	August	N/A	N/A	N/A	N/A	N/A	N/A	N/A	N/A	N/A	N/A
9	September	N/A	N/A	N/A	N/A	N/A	N/A	N/A	N/A	N/A	N/A
10	October	N/A	N/A	N/A	N/A	N/A	N/A	N/A	N/A	N/A	N/A
11	November	N/A	N/A	N/A	N/A	N/A	N/A	N/A	N/A	N/A	N/A
12	December	N/A	N/A	N/A	N/A	N/A	N/A	N/A	N/A	N/A	N/A
SEWER COLLECTION											
13	January	36.25	38.96	480.00	480.00	480.00	42.82	45.52	1,108.57	1,300.00	1,300.00
14	February	72.50	77.92	521.94	525.22	528.83	85.64	91.04	1,157.06	1,300.00	1,300.00
15	March	108.74	116.88	563.89	570.45	577.66	128.46	136.56	1,205.55	1,300.00	1,300.00
16	April	144.99	155.84	605.83	615.67	626.49	171.28	182.08	1,254.03	1,300.00	1,300.00
17	May	181.24	194.80	647.77	660.89	675.31	214.10	227.60	1,300.00	1,300.00	1,300.00
18	June	217.49	233.76	689.72	706.11	724.14	256.93	273.12	1,300.00	1,300.00	1,300.00
19	July	253.73	272.73	731.66	751.34	772.97	299.75	318.64	1,300.00	1,300.00	1,300.00
20	August	289.98	311.69	773.61	796.56	821.80	342.57	364.16	1,300.00	1,300.00	1,300.00
21	September	326.23	350.65	815.55	841.78	870.63	385.39	409.68	1,300.00	1,300.00	1,300.00
22	October	362.48	389.61	857.49	887.01	919.46	428.21	455.20	1,300.00	1,300.00	1,300.00
23	November	398.73	428.57	899.44	932.23	968.28	471.03	500.71	1,300.00	1,300.00	1,300.00
24	December	434.97	467.53	941.38	977.45	1,017.11	513.85	546.23	1,300.00	1,300.00	1,300.00
SEWER TREATMENT AND DISPOSAL											

SOUTHERN STATES UTILITIES, INC.
SUMMARY OF REQUESTED WATER AND SEWER AFPI CHARGES EFFECTIVE JANUARY 1, 1997
ALTERNATIVE 1 (ATTACHMENT C) - THE HIGHER OF THE AFPI CHARGES SSU REQUESTED OR THE COMMISSION APPROVED
FOR PLANT COMPONENTS WHERE NO CHANGE TO EXISTING AFPI CHARGES WAS REQUESTED
COMMISSION APPROVED AFPI CHARGES FOR ALL REMAINING PLANT COMPONENTS
SPRING GARDENS
Citrus County

Line No.	(1) DESCRIPTION	(2) WATER TREATMENT PLANT					(7) WATER TRANSMISSION / DISTRIBUTION				
		(3) 1997	(3) 1998	(3) 1999	(3) 2000	(3) 2001	(7) 1997	(7) 1998	(7) 1999	(7) 2000	(7) 2001
1	January	N/A	N/A	N/A	N/A	N/A	0.78	10.23	20.36	31.27	43.02
2	February	N/A	N/A	N/A	N/A	N/A	1.56	11.07	21.27	32.24	44.07
3	March	N/A	N/A	N/A	N/A	N/A	2.35	11.91	22.17	33.22	45.12
4	April	N/A	N/A	N/A	N/A	N/A	3.13	12.75	23.07	34.19	46.17
5	May	N/A	N/A	N/A	N/A	N/A	3.91	13.58	23.98	35.16	47.22
6	June	N/A	N/A	N/A	N/A	N/A	4.69	14.42	24.88	36.13	48.27
7	July	N/A	N/A	N/A	N/A	N/A	5.48	15.26	25.78	37.11	49.32
8	August	N/A	N/A	N/A	N/A	N/A	6.26	16.10	26.69	38.08	50.37
9	September	N/A	N/A	N/A	N/A	N/A	7.04	16.94	27.59	39.05	51.42
10	October	N/A	N/A	N/A	N/A	N/A	7.82	17.78	28.49	40.02	52.47
11	November	N/A	N/A	N/A	N/A	N/A	8.60	18.62	29.39	41.00	53.51
12	December	N/A	N/A	N/A	N/A	N/A	9.39	19.46	30.30	41.97	54.56
SEWER COLLECTION											
13	January	2.45	2.59	63.20	96.19	131.17	N/A	N/A	N/A	N/A	N/A
14	February	4.90	5.17	65.93	99.09	134.25	N/A	N/A	N/A	N/A	N/A
15	March	7.35	7.76	68.67	101.99	137.33	N/A	N/A	N/A	N/A	N/A
16	April	9.81	10.35	71.40	104.89	140.41	N/A	N/A	N/A	N/A	N/A
17	May	12.26	12.93	74.14	107.79	143.49	N/A	N/A	N/A	N/A	N/A
18	June	14.71	15.52	76.88	110.69	146.57	N/A	N/A	N/A	N/A	N/A
19	July	17.16	18.11	79.61	113.59	149.65	N/A	N/A	N/A	N/A	N/A
20	August	19.61	20.70	82.35	116.49	152.73	N/A	N/A	N/A	N/A	N/A
21	September	22.06	23.28	85.08	119.39	155.81	N/A	N/A	N/A	N/A	N/A
22	October	24.51	25.87	87.82	122.29	158.90	N/A	N/A	N/A	N/A	N/A
23	November	26.96	28.46	90.56	125.19	161.98	N/A	N/A	N/A	N/A	N/A
24	December	29.42	31.04	93.29	128.09	165.06	N/A	N/A	N/A	N/A	N/A
SEWER TREATMENT AND DISPOSAL											

SOUTHERN STATES UTILITIES, INC.
SUMMARY OF REQUESTED WATER AND SEWER AFPI CHARGES EFFECTIVE JANUARY 1, 1997
ALTERNATIVE 1 (ATTACHMENT C) - THE HIGHER OF THE AFPI CHARGES SSU REQUESTED OR THE COMMISSION APPROVED
FOR PLANT COMPONENTS WHERE NO CHANGE TO EXISTING AFPI CHARGES WAS REQUESTED
COMMISSION APPROVED AFPI CHARGES FOR ALL REMAINING PLANT COMPONENTS

SUGAR MILL
Volusia County

Line No.	(1) DESCRIPTION	(2) WATER TREATMENT PLANT					(7) WATER TRANSMISSION / DISTRIBUTION				
		(3) 1997	(3) 1998	(3) 1999	(3) 2000	(3) 2001	(7) 1997	(7) 1998	(7) 1999	(7) 2000	(7) 2001
1	January	241.42	241.42	241.42	241.42	260.21	0.22	2.86	5.70	8.76	12.05
2	February	241.42	241.42	241.42	241.42	266.46	0.44	3.10	5.96	9.04	12.35
3	March	241.42	241.42	241.42	241.42	272.70	0.66	3.33	6.21	9.31	12.64
4	April	241.42	241.42	241.42	241.42	278.95	0.88	3.57	6.46	9.58	12.93
5	May	241.42	241.42	241.42	241.42	285.19	1.09	3.80	6.72	9.85	13.23
6	June	241.42	241.42	241.42	241.42	291.44	1.31	4.04	6.97	10.13	13.52
7	July	241.42	241.42	241.42	241.42	297.68	1.53	4.27	7.22	10.40	13.81
8	August	241.42	241.42	241.42	241.42	303.93	1.75	4.51	7.48	10.67	14.11
9	September	241.42	241.42	241.42	241.42	310.17	1.97	4.74	7.73	10.94	14.40
10	October	241.42	241.42	241.42	242.31	316.41	2.19	4.98	7.99	11.22	14.70
11	November	241.42	241.42	241.42	248.14	322.66	2.41	5.21	8.24	11.49	14.99
12	December	241.42	241.42	241.42	253.97	328.90	2.63	5.45	8.49	11.76	15.28
		(2) SEWER COLLECTION					(7) SEWER TREATMENT AND DISPOSAL				
		(3) 1997	(3) 1998	(3) 1999	(3) 2000	(3) 2001	(7) 1997	(7) 1998	(7) 1999	(7) 2000	(7) 2001
13	January	11.59	151.14	296.58	453.75	623.88	453.98	453.98	453.98	453.98	453.98
14	February	23.18	163.18	309.58	467.83	639.14	453.98	453.98	453.98	453.98	453.98
15	March	34.78	175.22	322.59	481.91	654.40	453.98	453.98	453.98	453.98	453.98
16	April	46.37	187.26	335.60	495.99	669.66	453.98	453.98	453.98	453.98	453.98
17	May	57.96	199.30	348.61	510.07	684.92	453.98	453.98	453.98	453.98	453.98
18	June	69.55	211.34	361.62	524.15	700.18	453.98	453.98	453.98	453.98	453.98
19	July	81.14	223.37	374.63	538.23	715.44	453.98	453.98	453.98	453.98	453.98
20	August	92.74	235.41	387.64	552.31	730.70	453.98	453.98	453.98	453.98	453.98
21	September	104.33	247.45	400.65	566.38	745.96	453.98	453.98	453.98	453.98	453.98
22	October	115.92	259.49	413.65	580.46	761.22	453.98	453.98	453.98	453.98	453.98
23	November	127.51	271.53	426.66	594.54	776.48	453.98	453.98	453.98	453.98	453.98
24	December	139.10	283.57	439.67	608.62	791.74	453.98	453.98	453.98	453.98	453.98

SOUTHERN STATES UTILITIES, INC.
SUMMARY OF REQUESTED WATER AND SEWER AFPI CHARGES EFFECTIVE JANUARY 1, 1997
ALTERNATIVE 1 (ATTACHMENT C) - THE HIGHER OF THE AFPI CHARGES SSU REQUESTED OR THE COMMISSION APPROVED
FOR PLANT COMPONENTS WHERE NO CHANGE TO EXISTING AFPI CHARGES WAS REQUESTED
COMMISSION APPROVED AFPI CHARGES FOR ALL REMAINING PLANT COMPONENTS
SUGARMILL WOODS
 Citrus County

Line No.	(1) DESCRIPTION	(2)	(3)	(4)	(5)	(6)	(7)	(8)	(9)	(10)	(11)
		WATER TREATMENT PLANT					WATER TRANSMISSION / DISTRIBUTION				
		1997	1998	1999	2000	2001	1997	1998	1999	2000	2001
1	January	1.98	25.89	51.70	79.58	109.73	253.94	253.94	253.94	253.94	253.94
2	February	3.96	28.03	54.00	82.08	112.44	253.94	253.94	253.94	253.94	253.94
3	March	5.94	30.17	56.31	84.57	115.14	253.94	253.94	253.94	253.94	253.94
4	April	7.92	32.30	58.62	87.07	117.84	253.94	253.94	253.94	253.94	253.94
5	May	9.90	34.44	60.93	89.56	120.55	253.94	253.94	253.94	253.94	253.94
6	June	11.86	36.57	63.24	92.06	123.25	253.94	253.94	253.94	253.94	253.94
7	July	13.86	38.71	65.55	94.55	125.95	253.94	253.94	253.94	253.94	253.94
8	August	15.84	40.84	67.85	97.05	128.65	253.94	253.94	253.94	253.94	253.94
9	September	17.82	42.98	70.16	99.54	131.36	253.94	253.94	253.94	253.94	253.94
10	October	19.80	45.12	72.47	102.04	134.06	253.94	253.94	253.94	253.94	253.94
11	November	21.78	47.25	74.78	104.53	136.76	253.94	253.94	253.94	253.94	253.94
12	December	23.76	49.39	77.09	107.03	139.47	253.94	253.94	253.94	253.94	253.94
		SEWER COLLECTION					SEWER TREATMENT AND DISPOSAL				
		1997	1998	1999	2000	2001	1997	1998	1999	2000	2001
13	January	5.13	5.60	134.95	208.95	289.81	142.48	142.48	142.48	142.48	166.40
14	February	10.27	11.21	141.07	215.64	297.12	142.48	142.48	142.48	142.48	170.44
15	March	15.40	16.81	147.19	222.33	304.43	142.48	142.48	142.48	142.48	174.48
16	April	20.53	22.41	153.31	229.01	311.74	142.48	142.48	142.48	142.48	178.52
17	May	25.67	28.01	159.43	235.70	319.05	142.48	142.48	142.48	142.48	182.56
18	June	30.80	33.62	165.55	242.38	326.36	142.48	142.48	142.48	142.48	186.61
19	July	35.93	39.22	171.67	249.07	333.67	142.48	142.48	142.48	143.60	190.65
20	August	41.07	44.82	177.79	255.76	340.98	142.48	142.48	142.48	147.35	194.69
21	September	46.20	50.42	183.91	262.44	348.29	142.48	142.48	142.48	151.10	198.73
22	October	51.33	56.03	190.03	269.13	355.60	142.48	142.48	142.48	154.86	202.77
23	November	56.46	61.63	196.15	275.81	362.92	142.48	142.48	142.48	158.61	206.81
24	December	61.60	67.23	202.27	282.50	370.23	142.48	142.48	142.48	162.36	210.85

SOUTHERN STATES UTILITIES, INC.
SUMMARY OF REQUESTED WATER AND SEWER AFPI CHARGES EFFECTIVE JANUARY 1, 1997
ALTERNATIVE 1 (ATTACHMENT C) - THE HIGHER OF THE AFPI CHARGES SSU REQUESTED OR THE COMMISSION APPROVED
FOR PLANT COMPONENTS WHERE NO CHANGE TO EXISTING AFPI CHARGES WAS REQUESTED
COMMISSION APPROVED AFPI CHARGES FOR ALL REMAINING PLANT COMPONENTS

SUNNY HILLS

Line No.	(1) DESCRIPTION	(2)	(3)	(4)	(5)	(6)	(7)	(8)	(9)	(10)	(11)
		WATER TREATMENT PLANT					WATER TRANSMISSION / DISTRIBUTION				
		1997	1998	1999	2000	2001	1997	1998	1999	2000	2001
1	January	137.02	137.02	137.02	137.02	137.02	3.62	47.41	95.03	146.86	203.32
2	February	137.02	137.02	137.02	137.02	137.02	7.25	51.35	99.32	151.53	208.41
3	March	137.02	137.02	137.02	137.02	137.02	10.87	55.29	103.60	156.20	213.50
4	April	137.02	137.02	137.02	137.02	137.02	14.49	59.23	107.89	160.87	218.59
5	May	137.02	137.02	137.02	137.02	137.02	18.11	63.17	112.18	165.54	223.68
6	June	137.02	137.02	137.02	137.02	137.02	21.74	67.11	116.47	170.21	228.77
7	July	137.02	137.02	137.02	137.02	137.02	25.36	71.04	120.76	174.88	233.86
8	August	137.02	137.02	137.02	137.02	137.02	28.98	74.98	125.04	179.55	238.95
9	September	137.02	137.02	137.02	137.02	137.02	32.60	78.92	129.33	184.22	244.03
10	October	137.02	137.02	137.02	137.02	137.02	36.23	82.86	133.62	188.89	249.12
11	November	137.02	137.02	137.02	137.02	137.02	39.85	86.80	137.91	193.56	254.21
12	December	137.02	137.02	137.02	137.02	138.76	43.47	90.74	142.19	198.23	259.30
		SEWER COLLECTION					SEWER TREATMENT AND DISPOSAL				
		1997	1998	1999	2000	2001	1997	1998	1999	2000	2001
13	January	398.40	398.40	398.40	398.40	398.40	534.26	534.26	534.26	534.26	534.26
14	February	398.40	398.40	398.40	398.40	398.40	534.26	534.26	534.26	534.26	534.26
15	March	398.40	398.40	398.40	398.40	398.40	534.26	534.26	534.26	534.26	534.26
16	April	398.40	398.40	398.40	398.40	398.71	534.26	534.26	534.26	534.26	534.26
17	May	398.40	398.40	398.40	398.40	407.75	534.26	534.26	534.26	534.26	534.26
18	June	398.40	398.40	398.40	398.40	416.78	534.26	534.26	534.26	534.26	534.26
19	July	398.40	398.40	398.40	398.40	425.81	534.26	534.26	534.26	534.26	534.26
20	August	398.40	398.40	398.40	398.40	434.84	534.26	534.26	534.26	534.26	534.26
21	September	398.40	398.40	398.40	398.40	443.87	534.26	534.26	534.26	534.26	534.26
22	October	398.40	398.40	398.40	398.40	452.90	534.26	534.26	534.26	534.26	534.26
23	November	398.40	398.40	398.40	398.40	461.93	534.26	534.26	534.26	534.26	534.26
24	December	398.40	398.40	398.40	398.40	470.96	534.26	534.26	534.26	534.26	534.26

SOUTHERN STATES UTILITIES, INC.
SUMMARY OF REQUESTED WATER AND SEWER AFPI CHARGES EFFECTIVE JANUARY 1, 1997
ALTERNATIVE 1 (ATTACHMENT C) - THE HIGHER OF THE AFPI CHARGES SSU REQUESTED OR THE COMMISSION APPROVED
FOR PLANT COMPONENTS WHERE NO CHANGE TO EXISTING AFPI CHARGES WAS REQUESTED
COMMISSION APPROVED AFPI CHARGES FOR ALL REMAINING PLANT COMPONENTS

SUNSHINE PARKWAY

Line No.	(1) DESCRIPTION	(2) WATER TREATMENT PLANT					(7) WATER TRANSMISSION / DISTRIBUTION				
		(3) 1997	(3) 1998	(3) 1999	(3) 2000	(3) 2001	(7) 1997	(7) 1998	(7) 1999	(7) 2000	(7) 2001
		SEWER COLLECTION					SEWER TREATMENT AND DISPOSAL				
1	January	0.79	10.25	20.28	30.91	42.21	31.39	410.61	700.00	700.00	700.00
2	February	1.57	11.08	21.16	31.84	43.20	62.79	444.51	700.00	700.00	700.00
3	March	2.36	11.92	22.04	32.78	44.20	94.18	478.41	700.00	700.00	700.00
4	April	3.14	12.75	22.92	33.72	45.20	125.57	512.31	700.00	700.00	700.00
5	May	3.93	13.58	23.80	34.65	46.19	156.96	546.20	700.00	700.00	700.00
6	June	4.71	14.41	24.68	35.59	47.19	188.36	580.10	700.00	700.00	700.00
7	July	5.50	15.24	25.56	36.53	48.19	219.75	614.00	700.00	700.00	700.00
8	August	6.28	16.07	26.45	37.46	49.18	251.14	647.90	700.00	700.00	700.00
9	September	7.07	16.90	27.33	38.40	50.18	282.53	681.80	700.00	700.00	700.00
10	October	7.85	17.74	28.21	39.34	51.18	313.93	700.00	700.00	700.00	700.00
11	November	8.64	18.57	29.09	40.27	52.17	345.32	700.00	700.00	700.00	700.00
12	December	9.42	19.40	29.97	41.21	53.17	376.71	700.00	700.00	700.00	700.00
13	January	53.98	57.88	1,300.00	1,300.00	1,300.00	48.76	51.85	1,262.49	1,300.00	1,300.00
14	February	107.96	115.77	1,300.00	1,300.00	1,300.00	97.52	103.69	1,300.00	1,300.00	1,300.00
15	March	161.94	173.65	1,300.00	1,300.00	1,300.00	146.28	155.54	1,300.00	1,300.00	1,300.00
16	April	215.92	231.54	1,300.00	1,300.00	1,300.00	195.04	207.38	1,300.00	1,300.00	1,300.00
17	May	269.89	289.42	1,300.00	1,300.00	1,300.00	243.79	259.23	1,300.00	1,300.00	1,300.00
18	June	323.87	347.31	1,300.00	1,300.00	1,300.00	292.55	311.07	1,300.00	1,300.00	1,300.00
19	July	377.85	405.19	1,300.00	1,300.00	1,300.00	341.31	362.92	1,300.00	1,300.00	1,300.00
20	August	431.83	463.08	1,300.00	1,300.00	1,300.00	390.07	414.76	1,300.00	1,300.00	1,300.00
21	September	485.81	520.96	1,300.00	1,300.00	1,300.00	438.83	466.61	1,300.00	1,300.00	1,300.00
22	October	539.79	578.85	1,300.00	1,300.00	1,300.00	487.59	518.45	1,300.00	1,300.00	1,300.00
23	November	593.77	636.73	1,300.00	1,300.00	1,300.00	536.35	570.30	1,300.00	1,300.00	1,300.00
24	December	647.75	694.62	1,300.00	1,300.00	1,300.00	585.11	622.14	1,300.00	1,300.00	1,300.00

SOUTHERN STATES UTILITIES, INC.
SUMMARY OF REQUESTED WATER AND SEWER AFPI CHARGES EFFECTIVE JANUARY 1, 1997
ALTERNATIVE 1 (ATTACHMENT C) - THE HIGHER OF THE AFPI CHARGES SSU REQUESTED OR THE COMMISSION APPROVED
FOR PLANT COMPONENTS WHERE NO CHANGE TO EXISTING AFPI CHARGES WAS REQUESTED
COMMISSION APPROVED AFPI CHARGES FOR ALL REMAINING PLANT COMPONENTS
TROPICAL ISLES
St. Lucie County

Line No.	(1) DESCRIPTION	(2)	(3)	(4)	(5)	(6)	(7)	(8)	(9)	(10)	(11)
		WATER TREATMENT PLANT					WATER TRANSMISSION / DISTRIBUTION				
		1997	1998	1999	2000	2001	1997	1998	1999	2000	2001
1	January	N/A	N/A	N/A	N/A	N/A	N/A	N/A	N/A	N/A	N/A
2	February	N/A	N/A	N/A	N/A	N/A	N/A	N/A	N/A	N/A	N/A
3	March	N/A	N/A	N/A	N/A	N/A	N/A	N/A	N/A	N/A	N/A
4	April	N/A	N/A	N/A	N/A	N/A	N/A	N/A	N/A	N/A	N/A
5	May	N/A	N/A	N/A	N/A	N/A	N/A	N/A	N/A	N/A	N/A
6	June	N/A	N/A	N/A	N/A	N/A	N/A	N/A	N/A	N/A	N/A
7	July	N/A	N/A	N/A	N/A	N/A	N/A	N/A	N/A	N/A	N/A
8	August	N/A	N/A	N/A	N/A	N/A	N/A	N/A	N/A	N/A	N/A
9	September	N/A	N/A	N/A	N/A	N/A	N/A	N/A	N/A	N/A	N/A
10	October	N/A	N/A	N/A	N/A	N/A	N/A	N/A	N/A	N/A	N/A
11	November	N/A	N/A	N/A	N/A	N/A	N/A	N/A	N/A	N/A	N/A
12	December	N/A	N/A	N/A	N/A	N/A	N/A	N/A	N/A	N/A	N/A
		SEWER COLLECTION					SEWER TREATMENT AND DISPOSAL				
		1997	1998	1999	2000	2001	1997	1998	1999	2000	2001
13	January	3.16	3.43	82.87	127.87	176.78	11.75	12.60	305.69	469.12	645.00
14	February	6.33	6.86	86.59	131.92	181.18	23.49	25.20	319.22	483.68	660.70
15	March	9.49	10.29	90.32	135.96	185.59	35.24	37.80	332.75	498.24	676.39
16	April	12.66	13.72	94.04	140.01	189.99	46.99	50.40	346.29	512.81	692.09
17	May	15.82	17.16	97.76	144.06	194.39	58.74	63.00	359.82	527.37	707.78
18	June	18.99	20.59	101.49	148.10	198.79	70.48	75.60	373.35	541.93	723.48
19	July	22.15	24.02	105.21	152.15	203.19	82.23	88.19	386.89	556.49	739.17
20	August	25.32	27.45	108.93	156.20	207.59	93.98	100.79	400.42	571.06	754.86
21	September	28.48	30.88	112.66	160.24	212.00	105.72	113.39	413.95	585.62	770.56
22	October	31.65	34.31	116.38	164.29	216.40	117.47	125.99	427.49	600.18	786.25
23	November	34.81	37.74	120.10	168.33	220.80	129.22	138.59	441.02	614.75	801.95
24	December	37.97	41.17	123.83	172.38	225.20	140.96	151.19	454.55	629.31	817.64

SOUTHERN STATES UTILITIES, INC.
SUMMARY OF REQUESTED WATER AND SEWER AFPI CHARGES EFFECTIVE JANUARY 1, 1997
ALTERNATIVE 1 (ATTACHMENT C) - THE HIGHER OF THE AFPI CHARGES SSU REQUESTED OR THE COMMISSION APPROVED
FOR PLANT COMPONENTS WHERE NO CHANGE TO EXISTING AFPI CHARGES WAS REQUESTED
COMMISSION APPROVED AFPI CHARGES FOR ALL REMAINING PLANT COMPONENTS
UNIVERSITY SHORES
Orange County

Line No.	(1) DESCRIPTION	(2) (3) (4) (5) (6) WATER TREATMENT PLANT					(7) (8) (9) (10) (11) WATER TRANSMISSION / DISTRIBUTION				
		1997	1998	1999	2000	2001	1997	1998	1999	2000	2001
1	January	0.23	3.01	5.98	9.14	12.51	2.99	39.17	78.30	120.67	166.58
2	February	0.46	3.26	6.24	9.42	12.81	2.99	3.24	3.51	3.80	4.12
3	March	0.69	3.50	6.50	9.70	13.10	5.99	6.48	7.01	7.60	8.25
4	April	0.92	3.75	6.76	9.98	13.40	8.98	9.71	10.52	11.40	12.37
5	May	1.15	4.00	7.03	10.26	13.70	11.98	12.95	14.03	15.20	16.50
6	June	1.38	4.24	7.29	10.54	14.00	14.97	16.19	17.53	19.00	20.62
7	July	1.61	4.49	7.55	10.81	14.30	17.97	19.43	21.04	22.79	24.75
8	August	1.85	4.73	7.81	11.09	14.59	20.96	22.67	24.55	26.59	28.87
9	September	2.08	4.98	8.07	11.37	14.89	23.95	25.90	28.06	30.39	33.00
10	October	2.31	5.22	8.34	11.65	15.19	26.95	29.14	31.56	34.19	37.12
11	November	2.54	5.47	8.60	11.93	15.49	29.94	32.38	35.07	37.99	41.25
12	December	2.77	5.71	8.86	12.21	15.78	32.94	35.62	38.58	41.79	45.37
SEWER COLLECTION											
13	January	6.45	6.94	168.05	258.37	355.88	N/A	N/A	N/A	N/A	N/A
14	February	12.89	13.87	175.53	266.44	364.60	N/A	N/A	N/A	N/A	N/A
15	March	19.34	20.81	183.00	274.51	373.33	N/A	N/A	N/A	N/A	N/A
16	April	25.78	27.74	190.48	282.58	382.05	N/A	N/A	N/A	N/A	N/A
17	May	32.23	34.68	197.96	290.65	390.78	N/A	N/A	N/A	N/A	N/A
18	June	38.67	41.62	205.44	298.72	399.50	N/A	N/A	N/A	N/A	N/A
19	July	45.12	48.55	212.91	306.79	408.23	N/A	N/A	N/A	N/A	N/A
20	August	51.56	55.49	220.39	314.87	416.95	N/A	N/A	N/A	N/A	N/A
21	September	58.01	62.42	227.87	322.94	425.68	N/A	N/A	N/A	N/A	N/A
22	October	64.45	69.36	235.34	331.01	434.41	N/A	N/A	N/A	N/A	N/A
23	November	70.90	76.29	242.82	339.08	443.13	N/A	N/A	N/A	N/A	N/A
24	December	77.34	83.23	250.30	347.15	451.86	N/A	N/A	N/A	N/A	N/A
SEWER TREATMENT AND DISPOSAL											

SOUTHERN STATES UTILITIES, INC.
SUMMARY OF REQUESTED WATER AND SEWER AFPI CHARGES EFFECTIVE JANUARY 1, 1997
ALTERNATIVE 1 (ATTACHMENT C) - THE HIGHER OF THE AFPI CHARGES SSU REQUESTED OR THE COMMISSION APPROVED
FOR PLANT COMPONENTS WHERE NO CHANGE TO EXISTING AFPI CHARGES WAS REQUESTED
COMMISSION APPROVED AFPI CHARGES FOR ALL REMAINING PLANT COMPONENTS
VALENCIA TERRACE
Lake County

Line No.	(1) DESCRIPTION	(2) WATER TREATMENT PLANT					(7) WATER TRANSMISSION / DISTRIBUTION				
		(3) 1997	(4) 1998	(5) 1999	(6) 2000	(8) 2001	(9) 1997	(10) 1998	(11) 1999	(12) 2000	(13) 2001
1	January	N/A	N/A	N/A	N/A	N/A	0.95	12.38	23.94	36.37	49.74
2	February	N/A	N/A	N/A	N/A	N/A	1.90	13.34	24.97	37.47	50.93
3	March	N/A	N/A	N/A	N/A	N/A	2.86	14.30	26.00	38.58	52.13
4	April	N/A	N/A	N/A	N/A	N/A	3.81	15.25	27.03	39.69	53.32
5	May	N/A	N/A	N/A	N/A	N/A	4.76	16.21	28.06	40.80	54.51
6	June	N/A	N/A	N/A	N/A	N/A	5.71	17.17	29.09	41.90	55.71
7	July	N/A	N/A	N/A	N/A	N/A	6.66	18.13	30.12	43.01	56.90
8	August	N/A	N/A	N/A	N/A	N/A	7.61	19.08	31.14	44.12	58.09
9	September	N/A	N/A	N/A	N/A	N/A	8.57	20.04	32.17	45.22	59.29
10	October	N/A	N/A	N/A	N/A	N/A	9.52	21.00	33.20	46.33	60.48
11	November	N/A	N/A	N/A	N/A	N/A	10.47	21.96	34.23	47.44	61.67
12	December	N/A	N/A	N/A	N/A	N/A	11.42	22.91	35.26	48.54	62.87
SEWER COLLECTION											
13	January	8.02	104.63	206.04	316.18	435.97	1.48	1.59	38.54	59.09	81.17
14	February	16.04	113.02	215.15	326.09	446.75	2.97	3.17	40.24	60.92	83.13
15	March	24.06	121.41	224.26	336.00	457.54	4.45	4.76	41.94	62.75	85.10
16	April	32.08	129.80	233.37	345.91	468.33	5.93	6.35	43.65	64.57	87.07
17	May	40.10	138.19	242.48	355.82	479.12	7.41	7.94	45.35	66.40	89.03
18	June	48.12	146.58	251.60	365.72	489.91	8.90	9.52	47.05	68.23	91.00
19	July	56.14	154.97	260.71	375.63	500.70	10.38	11.11	48.75	70.06	92.97
20	August	64.16	163.36	269.82	385.54	511.48	11.86	12.70	50.45	71.89	94.93
21	September	72.18	171.75	278.93	395.45	522.27	13.35	14.28	52.16	73.72	96.90
22	October	80.20	180.14	288.05	405.36	533.06	14.83	15.87	53.86	75.54	98.87
23	November	88.22	188.53	297.16	415.27	543.85	16.31	17.46	55.56	77.37	100.83
24	December	96.24	196.92	306.27	425.18	554.64	17.79	19.05	57.26	79.20	102.80
SEWER TREATMENT AND DISPOSAL											

SOUTHERN STATES UTILITIES, INC.

SUMMARY OF REQUESTED WATER AND SEWER AFPI CHARGES EFFECTIVE JANUARY 1, 1997

ALTERNATIVE 1 (ATTACHMENT C) - THE HIGHER OF THE AFPI CHARGES SSU REQUESTED OR THE COMMISSION APPROVED FOR PLANT COMPONENTS WHERE NO CHANGE TO EXISTING AFPI CHARGES WAS REQUESTED

COMMISSION APPROVED AFPI CHARGES FOR ALL REMAINING PLANT COMPONENTS

VENETIAN VILLAGE

Lake County

Line No.	(1) DESCRIPTION	(2) WATER TREATMENT PLANT					(7) WATER TRANSMISSION / DISTRIBUTION				
		(3) 1997	(3) 1998	(3) 1999	(3) 2000	(3) 2001	(7) 1997	(7) 1998	(7) 1999	(7) 2000	(7) 2001
1	January	7.03	7.03	7.03	7.03	7.03	0.16	2.09	4.18	6.44	8.90
2	February	7.03	7.03	7.03	7.03	7.03	0.32	2.26	4.37	6.64	9.12
3	March	7.03	7.03	7.03	7.03	7.03	0.48	2.43	4.55	6.85	9.34
4	April	7.03	7.03	7.03	7.03	7.03	0.64	2.61	4.74	7.05	9.56
5	May	7.03	7.03	7.03	7.03	7.03	0.80	2.78	4.93	7.25	9.78
6	June	7.03	7.03	7.03	7.03	7.03	0.96	2.95	5.11	7.46	10.00
7	July	7.03	7.03	7.03	7.03	7.03	1.12	3.13	5.30	7.66	10.22
8	August	7.03	7.03	7.03	7.03	7.03	1.27	3.30	5.49	7.87	10.44
9	September	7.03	7.03	7.03	7.03	7.03	1.43	3.47	5.68	8.07	10.66
10	October	7.03	7.03	7.03	7.03	7.03	1.59	3.65	5.86	8.27	10.88
11	November	7.03	7.03	7.03	7.03	7.03	1.75	3.82	6.05	8.48	11.10
12	December	7.03	7.03	7.03	7.03	7.03	1.91	3.99	6.24	8.68	11.32
SEWER COLLECTION											
13	January	7.67	8.16	198.69	303.60	415.63	N/A	N/A	N/A	N/A	N/A
14	February	15.35	16.32	207.38	312.88	425.56	N/A	N/A	N/A	N/A	N/A
15	March	23.02	24.48	216.08	322.16	435.49	N/A	N/A	N/A	N/A	N/A
16	April	30.69	32.64	224.77	331.45	445.42	N/A	N/A	N/A	N/A	N/A
17	May	38.37	40.80	233.46	340.73	455.35	N/A	N/A	N/A	N/A	N/A
18	June	46.04	48.96	242.16	350.01	465.28	N/A	N/A	N/A	N/A	N/A
19	July	53.71	57.12	250.85	359.29	475.20	N/A	N/A	N/A	N/A	N/A
20	August	61.38	65.28	259.54	368.57	485.13	N/A	N/A	N/A	N/A	N/A
21	September	69.06	73.44	268.24	377.85	495.06	N/A	N/A	N/A	N/A	N/A
22	October	76.73	81.60	276.93	387.14	504.99	N/A	N/A	N/A	N/A	N/A
23	November	84.40	89.76	285.62	396.42	514.92	N/A	N/A	N/A	N/A	N/A
24	December	92.08	97.92	294.32	405.70	524.85	N/A	N/A	N/A	N/A	N/A
SEWER TREATMENT AND DISPOSAL											

SOUTHERN STATES UTILITIES, INC.
SUMMARY OF REQUESTED WATER AND SEWER AFPI CHARGES EFFECTIVE JANUARY 1, 1997
ALTERNATIVE 1 (ATTACHMENT C) - THE HIGHER OF THE AFPI CHARGES SSU REQUESTED OR THE COMMISSION APPROVED
FOR PLANT COMPONENTS WHERE NO CHANGE TO EXISTING AFPI CHARGES WAS REQUESTED
COMMISSION APPROVED AFPI CHARGES FOR ALL REMAINING PLANT COMPONENTS
WOODMERE
Duval County

Line No.	(1) DESCRIPTION	(2)	(3)	(4)	(5)	(6)	(7)	(8)	(9)	(10)	(11)
		WATER TREATMENT PLANT					WATER TRANSMISSION / DISTRIBUTION				
		1997	1998	1999	2000	2001	1997	1998	1999	2000	2001
1	January	109.74	109.74	109.74	109.74	109.74	N/A	N/A	N/A	N/A	N/A
2	February	109.74	109.74	109.74	109.74	109.74	N/A	N/A	N/A	N/A	N/A
3	March	109.74	109.74	109.74	109.74	109.74	N/A	N/A	N/A	N/A	N/A
4	April	109.74	109.74	109.74	109.74	109.74	N/A	N/A	N/A	N/A	N/A
5	May	109.74	109.74	109.74	109.74	109.74	N/A	N/A	N/A	N/A	N/A
6	June	109.74	109.74	109.74	109.74	109.74	N/A	N/A	N/A	N/A	N/A
7	July	109.74	109.74	109.74	109.74	109.74	N/A	N/A	N/A	N/A	N/A
8	August	109.74	109.74	109.74	109.74	109.74	N/A	N/A	N/A	N/A	N/A
9	September	109.74	109.74	109.74	109.74	109.74	N/A	N/A	N/A	N/A	N/A
10	October	109.74	109.74	109.74	109.74	109.74	N/A	N/A	N/A	N/A	N/A
11	November	109.74	109.74	109.74	109.74	109.74	N/A	N/A	N/A	N/A	N/A
12	December	109.74	109.74	109.74	109.74	109.74	N/A	N/A	N/A	N/A	N/A
		SEWER COLLECTION					SEWER TREATMENT AND DISPOSAL				
		1997	1998	1999	2000	2001	1997	1998	1999	2000	2001
13	January	320.97	320.97	320.97	320.97	320.97	N/A	N/A	N/A	N/A	N/A
14	February	320.97	320.97	320.97	320.97	320.97	N/A	N/A	N/A	N/A	N/A
15	March	320.97	320.97	320.97	320.97	320.97	N/A	N/A	N/A	N/A	N/A
16	April	320.97	320.97	320.97	320.97	320.97	N/A	N/A	N/A	N/A	N/A
17	May	320.97	320.97	320.97	320.97	320.97	N/A	N/A	N/A	N/A	N/A
18	June	320.97	320.97	320.97	320.97	320.97	N/A	N/A	N/A	N/A	N/A
19	July	320.97	320.97	320.97	320.97	320.97	N/A	N/A	N/A	N/A	N/A
20	August	320.97	320.97	320.97	320.97	320.97	N/A	N/A	N/A	N/A	N/A
21	September	320.97	320.97	320.97	320.97	320.97	N/A	N/A	N/A	N/A	N/A
22	October	320.97	320.97	320.97	320.97	320.97	N/A	N/A	N/A	N/A	N/A
23	November	320.97	320.97	320.97	320.97	320.97	N/A	N/A	N/A	N/A	N/A
24	December	320.97	320.97	320.97	320.97	320.97	N/A	N/A	N/A	N/A	N/A

SOUTHERN STATES UTILITIES, INC.
SUMMARY OF REQUESTED WATER AND SEWER AFPI CHARGES EFFECTIVE JANUARY 1, 1997
ALTERNATIVE 1 (ATTACHMENT C) - THE HIGHER OF THE AFPI CHARGES SSU REQUESTED OR THE COMMISSION APPROVED
FOR PLANT COMPONENTS WHERE NO CHANGE TO EXISTING AFPI CHARGES WAS REQUESTED
COMMISSION APPROVED AFPI CHARGES FOR ALL REMAINING PLANT COMPONENTS
ZEPHYR SHORES
Pasco County

Line No.	(1) DESCRIPTION	(2)	(3)	(4)	(5)	(6)	(7)	(8)	(9)	(10)	(11)
		WATER TREATMENT PLANT					WATER TRANSMISSION / DISTRIBUTION				
		1997	1998	1999	2000	2001	1997	1998	1999	2000	2001
1	January	N/A	N/A	N/A	N/A	N/A	0.62	8.12	16.24	25.05	34.61
2	February	N/A	N/A	N/A	N/A	N/A	1.24	8.79	16.97	25.84	35.47
3	March	N/A	N/A	N/A	N/A	N/A	1.86	9.47	17.70	26.63	36.33
4	April	N/A	N/A	N/A	N/A	N/A	2.48	10.14	18.43	27.42	37.19
5	May	N/A	N/A	N/A	N/A	N/A	3.10	10.81	19.16	28.21	38.05
6	June	N/A	N/A	N/A	N/A	N/A	3.73	11.48	19.88	29.00	38.91
7	July	N/A	N/A	N/A	N/A	N/A	4.35	12.15	20.61	29.79	39.77
8	August	N/A	N/A	N/A	N/A	N/A	4.97	12.82	21.34	30.59	40.63
9	September	N/A	N/A	N/A	N/A	N/A	5.59	13.50	22.07	31.38	41.49
10	October	N/A	N/A	N/A	N/A	N/A	6.21	14.17	22.80	32.17	42.35
11	November	N/A	N/A	N/A	N/A	N/A	6.83	14.84	23.53	32.96	43.21
12	December	N/A	N/A	N/A	N/A	N/A	7.45	15.51	24.26	33.75	44.07
		SEWER COLLECTION					SEWER TREATMENT AND DISPOSAL				
		1997	1998	1999	2000	2001	1997	1998	1999	2000	2001
13	January	5.29	5.68	137.72	211.51	291.03	268.77	268.77	268.77	268.77	268.77
14	February	10.57	11.36	143.83	218.09	298.14	268.77	268.77	268.77	268.77	268.77
15	March	15.86	17.04	149.94	224.67	305.24	268.77	268.77	268.77	268.77	268.77
16	April	21.15	22.72	156.05	231.26	312.35	268.77	268.77	268.77	268.77	268.77
17	May	26.44	28.40	162.16	237.84	319.45	268.77	268.77	268.77	268.77	268.77
18	June	31.72	34.08	168.27	244.43	326.55	268.77	268.77	268.77	268.77	268.77
19	July	37.01	39.76	174.38	251.01	333.66	268.77	268.77	268.77	268.77	268.77
20	August	42.30	45.44	180.49	257.59	340.76	268.77	268.77	268.77	268.77	268.77
21	September	47.59	51.12	186.59	264.18	347.87	268.77	268.77	268.77	268.77	268.77
22	October	52.87	56.80	192.70	270.76	354.97	268.77	268.77	268.77	268.77	268.77
23	November	58.16	62.48	198.81	277.35	362.08	268.77	268.77	268.77	268.77	268.77
24	December	63.45	68.16	204.92	283.93	369.18	268.77	268.77	268.77	268.77	268.77

SOUTHERN STATES UTILITIES INC.

**MOTION FOR STAY OF FPSC COMMISSION
ORDER NO. PSC-96-1320-FOF-WS**

ATTACHMENT D

**DETAILED MONTHLY AFPI CHARGES REQUESTED BY SSU
REFLECTING: (1) PRE-RATE CASE AFPI TARIFFS FOR THOSE
PLANTS WHERE SSU REQUESTED NO CHANGE IN AFPI AND (2)
THE COMMISSION-APPROVED AFPI CHARGES FOR ALL
REMAINING PLANTS**

SOUTHERN STATES UTILITIES, INC.
SUMMARY OF REQUESTED WATER AND SEWER AFPI CHARGES EFFECTIVE JANUARY 1, 1997
ALTERNATIVE 2 (ATTACHMENT D) - RETAIN PRE-RATE CASE AFPI CHARGES WHERE SSU REQUESTED NO CHANGE
IMPLEMENT COMMISSION APPROVED AFPI CHARGES FOR ALL REMAINING

AMELIA ISLAND
Nassau County

Line No.	(1) DESCRIPTION	(2)	(3)	(4)	(5)	(6)	(7)	(8)	(9)	(10)	(11)
		WATER TREATMENT PLANT					WATER TRANSMISSION / DISTRIBUTION				
		1997	1998	1999	2000	2001	1997	1998	1999	2000	2001
1	January	N/A	N/A	N/A	N/A	N/A	9.16	119.72	238.79	367.22	505.92
2	February	N/A	N/A	N/A	N/A	N/A	18.31	129.58	249.43	378.70	518.34
3	March	N/A	N/A	N/A	N/A	N/A	27.47	139.44	260.06	390.19	530.34
4	April	N/A	N/A	N/A	N/A	N/A	36.62	149.30	270.69	401.67	543.17
5	May	N/A	N/A	N/A	N/A	N/A	45.78	159.15	281.32	413.15	555.58
6	June	N/A	N/A	N/A	N/A	N/A	54.93	169.01	291.95	424.63	568.00
7	July	N/A	N/A	N/A	N/A	N/A	64.09	178.87	302.58	436.11	580.41
8	August	N/A	N/A	N/A	N/A	N/A	73.24	188.73	313.22	447.59	592.82
9	September	N/A	N/A	N/A	N/A	N/A	82.40	198.59	323.85	459.07	605.24
10	October	N/A	N/A	N/A	N/A	N/A	91.55	208.45	334.48	470.55	617.65
11	November	N/A	N/A	N/A	N/A	N/A	100.71	218.30	345.11	482.03	630.07
12	December	N/A	N/A	N/A	N/A	N/A	109.86	228.16	355.74	493.51	642.48
		SEWER COLLECTION					SEWER TREATMENT AND DISPOSAL				
		1997	1998	1999	2000	2001	1997	1998	1999	2000	2001
13	January	15.38	16.49	400.25	480.00	480.00	N/A	N/A	N/A	N/A	N/A
14	February	30.77	32.99	417.96	499.06	500.54	N/A	N/A	N/A	N/A	N/A
15	March	46.15	49.48	435.68	518.12	521.07	N/A	N/A	N/A	N/A	N/A
16	April	61.53	65.98	453.40	537.18	541.61	N/A	N/A	N/A	N/A	N/A
17	May	76.92	82.47	471.12	556.24	562.15	N/A	N/A	N/A	N/A	N/A
18	June	92.30	98.96	488.83	575.30	582.69	N/A	N/A	N/A	N/A	N/A
19	July	107.68	115.46	506.55	594.36	603.22	N/A	N/A	N/A	N/A	N/A
20	August	123.07	131.95	524.27	613.42	623.76	N/A	N/A	N/A	N/A	N/A
21	September	138.45	148.45	541.99	632.48	644.30	N/A	N/A	N/A	N/A	N/A
22	October	153.83	164.94	559.70	651.54	664.84	N/A	N/A	N/A	N/A	N/A
23	November	169.22	181.43	577.42	670.60	685.37	N/A	N/A	N/A	N/A	N/A
24	December	184.60	197.93	595.14	689.66	705.91	N/A	N/A	N/A	N/A	N/A

13466

SOUTHERN STATES UTILITIES, INC.
SUMMARY OF REQUESTED WATER AND SEWER AFPI CHARGES EFFECTIVE JANUARY 1, 1997
ALTERNATIVE 2 (ATTACHMENT D) - RETAIN PRE-RATE CASE AFPI CHARGES WHERE SSU REQUESTED NO CHANGE
IMPLEMENT COMMISSION APPROVED AFPI CHARGES FOR ALL REMAINING

APACHE SHORES
Citrus County

Line No.	(1) DESCRIPTION	(2)	(3)	(4)	(5)	(6)	(7)	(8)	(9)	(10)	(11)
		WATER TREATMENT PLANT					WATER TRANSMISSION / DISTRIBUTION				
		1997	1998	1999	2000	2001	1997	1998	1999	2000	2001
1	January	5.01	65.47	130.20	199.60	274.16	0.50	6.51	13.01	20.06	27.70
2	February	10.02	70.84	135.95	205.77	280.80	1.00	7.05	13.60	20.69	28.38
3	March	15.03	76.20	141.70	211.95	287.45	1.49	7.59	14.18	21.32	29.07
4	April	20.04	81.56	147.44	218.12	294.09	1.99	8.13	14.76	21.95	29.75
5	May	25.05	86.92	153.19	224.30	300.73	2.49	8.66	15.35	22.59	30.44
6	June	30.06	92.28	158.94	230.47	307.37	2.99	9.20	15.93	23.22	31.12
7	July	35.07	97.64	164.69	236.65	314.01	3.48	9.74	16.51	23.85	31.81
8	August	40.07	103.01	170.43	242.82	320.65	3.98	10.28	17.09	24.48	32.49
9	September	45.08	108.37	176.18	249.00	327.30	4.48	10.82	17.68	25.11	33.18
10	October	50.09	113.73	181.93	255.17	333.94	4.98	11.35	18.26	25.75	33.86
11	November	55.10	119.09	187.68	261.35	340.58	5.48	11.89	18.84	26.38	34.55
12	December	60.11	124.45	193.43	267.52	347.22	5.97	12.43	19.43	27.01	35.23
		SEWER COLLECTION					SEWER TREATMENT AND DISPOSAL				
		1997	1998	1999	2000	2001	1997	1998	1999	2000	2001
13	January	3.59	3.87	93.73	144.06	198.39	6.19	6.65	161.17	247.48	340.44
14	February	7.19	7.74	97.89	148.55	203.25	12.38	13.29	168.32	255.18	348.75
15	March	10.78	11.61	102.06	153.05	208.11	18.57	19.94	175.46	262.87	357.05
16	April	14.38	15.47	106.23	157.55	212.97	24.76	26.58	182.61	270.57	365.35
17	May	17.97	19.33	110.39	162.05	217.83	30.95	33.23	189.76	278.27	373.65
18	June	21.57	23.21	114.56	166.54	222.69	37.14	39.87	196.90	285.96	381.96
19	July	25.16	27.08	118.73	171.04	227.55	43.33	46.52	204.05	293.66	390.26
20	August	28.76	30.95	122.89	175.54	232.41	49.52	53.16	211.20	301.35	398.56
21	September	32.35	34.82	127.06	180.04	237.27	55.71	59.81	218.34	309.05	406.87
22	October	35.95	38.68	131.23	184.53	242.13	61.90	66.45	225.49	316.75	415.17
23	November	39.54	42.55	135.39	189.03	246.99	68.09	73.10	232.64	324.44	423.47
24	December	43.14	46.42	139.56	193.53	251.85	74.28	79.74	239.78	332.14	431.77

13467

SOUTHERN STATES UTILITIES, INC.
SUMMARY OF REQUESTED WATER AND SEWER AFPI CHARGES EFFECTIVE JANUARY 1, 1997
ALTERNATIVE 2 (ATTACHMENT D) - RETAIN PRE-RATE CASE AFPI CHARGES WHERE SSU REQUESTED NO CHANGE
IMPLEMENT COMMISSION APPROVED AFPI CHARGES FOR ALL REMAINING

BAY LAKE ESTATES
Osceola County

Line No.	(1) DESCRIPTION	(2)	(3)	(4)	(5)	(6)	(7)	(8)	(9)	(10)	(11)
		WATER TREATMENT PLANT					WATER TRANSMISSION / DISTRIBUTION				
		1997	1998	1999	2000	2001	1997	1998	1999	2000	2001
1	January	N/A	N/A	N/A	N/A	N/A	1.16	15.18	30.20	46.30	63.59
2	February	N/A	N/A	N/A	N/A	N/A	2.32	16.42	31.53	47.73	65.13
3	March	N/A	N/A	N/A	N/A	N/A	3.48	17.67	32.87	49.17	66.68
4	April	N/A	N/A	N/A	N/A	N/A	4.65	18.91	34.20	50.60	68.22
5	May	N/A	N/A	N/A	N/A	N/A	5.81	20.16	35.53	52.03	69.76
6	June	N/A	N/A	N/A	N/A	N/A	6.97	21.40	36.87	53.46	71.30
7	July	N/A	N/A	N/A	N/A	N/A	8.13	22.65	38.20	54.89	72.84
8	August	N/A	N/A	N/A	N/A	N/A	9.29	23.89	39.54	56.32	74.39
9	September	N/A	N/A	N/A	N/A	N/A	10.45	25.13	40.87	57.76	75.93
10	October	N/A	N/A	N/A	N/A	N/A	11.61	26.38	42.20	59.19	77.47
11	November	N/A	N/A	N/A	N/A	N/A	12.77	27.62	43.54	60.62	79.01
12	December	N/A	N/A	N/A	N/A	N/A	13.94	28.87	44.87	62.05	80.55
		SEWER COLLECTION					SEWER TREATMENT AND DISPOSAL				
		1997	1998	1999	2000	2001	1997	1998	1999	2000	2001
13	January	N/A	N/A	N/A	N/A	N/A	N/A	N/A	N/A	N/A	N/A
14	February	N/A	N/A	N/A	N/A	N/A	N/A	N/A	N/A	N/A	N/A
15	March	N/A	N/A	N/A	N/A	N/A	N/A	N/A	N/A	N/A	N/A
16	April	N/A	N/A	N/A	N/A	N/A	N/A	N/A	N/A	N/A	N/A
17	May	N/A	N/A	N/A	N/A	N/A	N/A	N/A	N/A	N/A	N/A
18	June	N/A	N/A	N/A	N/A	N/A	N/A	N/A	N/A	N/A	N/A
19	July	N/A	N/A	N/A	N/A	N/A	N/A	N/A	N/A	N/A	N/A
20	August	N/A	N/A	N/A	N/A	N/A	N/A	N/A	N/A	N/A	N/A
21	September	N/A	N/A	N/A	N/A	N/A	N/A	N/A	N/A	N/A	N/A
22	October	N/A	N/A	N/A	N/A	N/A	N/A	N/A	N/A	N/A	N/A
23	November	N/A	N/A	N/A	N/A	N/A	N/A	N/A	N/A	N/A	N/A
24	December	N/A	N/A	N/A	N/A	N/A	N/A	N/A	N/A	N/A	N/A

13468

SOUTHERN STATES UTILITIES, INC.
SUMMARY OF REQUESTED WATER AND SEWER AFPI CHARGES EFFECTIVE JANUARY 1, 1997
ALTERNATIVE 2 (ATTACHMENT D) - RETAIN PRE-RATE CASE AFPI CHARGES WHERE SSU REQUESTED NO CHANGE
IMPLEMENT COMMISSION APPROVED AFPI CHARGES FOR ALL REMAINING

BEACON HILLS
Duval County

Line No.	(1) DESCRIPTION	(2)	(3)	(4)	(5)	(6)	(7)	(8)	(9)	(10)	(11)
WATER TREATMENT PLANT						WATER TRANSMISSION / DISTRIBUTION					
		1997	1998	1999	2000	2001	1997	1998	1999	2000	2001
1	January	196.89	196.89	196.89	196.89	196.89	N/A	N/A	N/A	N/A	N/A
2	February	196.89	196.89	196.89	196.89	196.89	N/A	N/A	N/A	N/A	N/A
3	March	196.89	196.89	196.89	196.89	196.89	N/A	N/A	N/A	N/A	N/A
4	April	196.89	196.89	196.89	196.89	196.89	N/A	N/A	N/A	N/A	N/A
5	May	196.89	196.89	196.89	196.89	196.89	N/A	N/A	N/A	N/A	N/A
6	June	196.89	196.89	196.89	196.89	196.89	N/A	N/A	N/A	N/A	N/A
7	July	196.89	196.89	196.89	196.89	196.89	N/A	N/A	N/A	N/A	N/A
8	August	196.89	196.89	196.89	196.89	196.89	N/A	N/A	N/A	N/A	N/A
9	September	196.89	196.89	196.89	196.89	196.89	N/A	N/A	N/A	N/A	N/A
10	October	196.89	196.89	196.89	196.89	196.89	N/A	N/A	N/A	N/A	N/A
11	November	196.89	196.89	196.89	196.89	196.89	N/A	N/A	N/A	N/A	N/A
12	December	196.89	196.89	196.89	196.89	196.89	N/A	N/A	N/A	N/A	N/A
SEWER COLLECTION						SEWER TREATMENT AND DISPOSAL					
		1997	1998	1999	2000	2001	1997	1998	1999	2000	2001
13	January	N/A	N/A	N/A	N/A	N/A	310.39	310.39	310.39	310.39	310.39
14	February	N/A	N/A	N/A	N/A	N/A	310.39	310.39	310.39	310.39	310.39
15	March	N/A	N/A	N/A	N/A	N/A	310.39	310.39	310.39	310.39	310.39
16	April	N/A	N/A	N/A	N/A	N/A	310.39	310.39	310.39	310.39	310.39
17	May	N/A	N/A	N/A	N/A	N/A	310.39	310.39	310.39	310.39	310.39
18	June	N/A	N/A	N/A	N/A	N/A	310.39	310.39	310.39	310.39	310.39
19	July	N/A	N/A	N/A	N/A	N/A	310.39	310.39	310.39	310.39	310.39
20	August	N/A	N/A	N/A	N/A	N/A	310.39	310.39	310.39	310.39	310.39
21	September	N/A	N/A	N/A	N/A	N/A	310.39	310.39	310.39	310.39	310.39
22	October	N/A	N/A	N/A	N/A	N/A	310.39	310.39	310.39	310.39	310.39
23	November	N/A	N/A	N/A	N/A	N/A	310.39	310.39	310.39	310.39	310.39
24	December	N/A	N/A	N/A	N/A	N/A	310.39	310.39	310.39	310.39	310.39

13469

SOUTHERN STATES UTILITIES, INC.
SUMMARY OF REQUESTED WATER AND SEWER AFPI CHARGES EFFECTIVE JANUARY 1, 1997
ALTERNATIVE 2 (ATTACHMENT D) - RETAIN PRE-RATE CASE AFPI CHARGES WHERE SSU REQUESTED NO CHANGE
IMPLEMENT COMMISSION APPROVED AFPI CHARGES FOR ALL REMAINING

BEECHER'S POINT
Putnam County

Line No.	(1) DESCRIPTION	(2) WATER TREATMENT PLANT					(7) WATER TRANSMISSION / DISTRIBUTION				
		(3) 1997	(3) 1998	(3) 1999	(3) 2000	(3) 2001	(7) 1997	(7) 1998	(7) 1999	(7) 2000	(7) 2001
1	January	N/A	N/A	N/A	N/A	N/A	7.39	96.66	193.32	298.09	411.80
2	February	N/A	N/A	N/A	N/A	N/A	14.78	104.66	201.99	307.50	422.01
3	March	N/A	N/A	N/A	N/A	N/A	22.16	112.66	210.66	316.91	432.23
4	April	N/A	N/A	N/A	N/A	N/A	29.55	120.66	219.33	326.32	442.45
5	May	N/A	N/A	N/A	N/A	N/A	36.94	128.66	228.00	335.73	452.67
6	June	N/A	N/A	N/A	N/A	N/A	44.33	136.65	236.67	345.13	462.88
7	July	N/A	N/A	N/A	N/A	N/A	51.72	144.65	245.34	354.54	473.10
8	August	N/A	N/A	N/A	N/A	N/A	59.11	152.65	254.01	363.95	483.32
9	September	N/A	N/A	N/A	N/A	N/A	66.49	160.65	262.68	373.36	493.53
10	October	N/A	N/A	N/A	N/A	N/A	73.88	168.65	271.35	382.76	503.75
11	November	N/A	N/A	N/A	N/A	N/A	81.27	176.65	280.02	392.17	513.97
12	December	N/A	N/A	N/A	N/A	N/A	88.66	184.65	288.69	401.58	524.18
		(2) SEWER COLLECTION					(7) SEWER TREATMENT AND DISPOSAL				
13	January	8.60	9.25	224.11	344.47	474.35	5.96	6.38	154.92	237.70	326.76
14	February	17.19	18.50	234.07	355.22	485.96	11.91	12.77	161.77	245.08	334.71
15	March	25.79	27.74	244.04	365.97	497.58	17.87	19.15	168.63	252.45	342.65
16	April	34.39	36.99	254.00	376.73	509.19	23.82	25.53	175.49	259.83	350.59
17	May	42.99	46.24	263.97	387.48	520.81	29.78	31.92	182.34	267.20	358.54
18	June	51.58	55.49	273.93	398.23	532.43	35.73	38.30	189.20	274.57	366.48
19	July	60.18	64.74	283.90	408.98	544.04	41.69	44.68	196.05	281.95	374.43
20	August	68.78	73.99	293.86	419.73	555.66	47.64	51.07	202.91	289.32	382.37
21	September	77.37	83.23	303.83	430.48	567.27	53.60	57.45	209.76	296.70	390.31
22	October	85.97	92.48	313.79	441.23	578.89	59.55	63.83	216.62	304.07	398.26
23	November	94.57	101.73	323.76	451.98	590.51	65.61	70.22	223.47	311.45	406.20
24	December	103.17	110.98	333.72	462.73	602.12	71.47	76.60	230.33	318.82	414.14

13470

SOUTHERN STATES UTILITIES, INC.
SUMMARY OF REQUESTED WATER AND SEWER AFPI CHARGES EFFECTIVE JANUARY 1, 1997
ALTERNATIVE 2 (ATTACHMENT D) - RETAIN PRE-RATE CASE AFPI CHARGES WHERE SSU REQUESTED NO CHANGE
IMPLEMENT COMMISSION APPROVED AFPI CHARGES FOR ALL REMAINING

BUENAVENTURA LAKES
Osceola County

Line No.	(1) DESCRIPTION	(2) WATER TREATMENT PLANT					(7) WATER TRANSMISSION / DISTRIBUTION				
		(3) 1997	(4) 1998	(5) 1999	(6) 2000	(8) 2001	(9) 1997	(10) 1998	(11) 1999	(12) 2000	(13) 2001
1	January	N/A	N/A	N/A	N/A	N/A	N/A	N/A	N/A	N/A	N/A
2	February	N/A	N/A	N/A	N/A	N/A	N/A	N/A	N/A	N/A	N/A
3	March	N/A	N/A	N/A	N/A	N/A	N/A	N/A	N/A	N/A	N/A
4	April	N/A	N/A	N/A	N/A	N/A	N/A	N/A	N/A	N/A	N/A
5	May	N/A	N/A	N/A	N/A	N/A	N/A	N/A	N/A	N/A	N/A
6	June	N/A	N/A	N/A	N/A	N/A	N/A	N/A	N/A	N/A	N/A
7	July	N/A	N/A	N/A	N/A	N/A	N/A	N/A	N/A	N/A	N/A
8	August	N/A	N/A	N/A	N/A	N/A	N/A	N/A	N/A	N/A	N/A
9	September	N/A	N/A	N/A	N/A	N/A	N/A	N/A	N/A	N/A	N/A
10	October	N/A	N/A	N/A	N/A	N/A	N/A	N/A	N/A	N/A	N/A
11	November	N/A	N/A	N/A	N/A	N/A	N/A	N/A	N/A	N/A	N/A
12	December	N/A	N/A	N/A	N/A	N/A	N/A	N/A	N/A	N/A	N/A
SEWER COLLECTION											
13	January	N/A	N/A	N/A	N/A	N/A	6.60	7.05	171.34	262.57	360.47
14	February	N/A	N/A	N/A	N/A	N/A	13.19	14.11	178.90	270.68	369.18
15	March	N/A	N/A	N/A	N/A	N/A	19.79	21.16	186.45	278.78	377.90
16	April	N/A	N/A	N/A	N/A	N/A	26.38	28.21	194.01	286.89	386.61
17	May	N/A	N/A	N/A	N/A	N/A	32.98	35.27	201.57	295.00	395.33
18	June	N/A	N/A	N/A	N/A	N/A	39.57	42.32	209.12	303.11	404.04
19	July	N/A	N/A	N/A	N/A	N/A	46.17	49.37	216.68	311.21	412.76
20	August	N/A	N/A	N/A	N/A	N/A	52.77	56.43	224.24	319.32	421.48
21	September	N/A	N/A	N/A	N/A	N/A	59.36	63.48	231.79	327.43	430.19
22	October	N/A	N/A	N/A	N/A	N/A	65.96	70.53	239.35	335.54	438.91
23	November	N/A	N/A	N/A	N/A	N/A	72.55	77.59	246.91	343.64	447.62
24	December	N/A	N/A	N/A	N/A	N/A	79.15	84.64	254.46	351.75	456.34
SEWER TREATMENT AND DISPOSAL											

13471

SOUTHERN STATES UTILITIES, INC.
SUMMARY OF REQUESTED WATER AND SEWER AFPI CHARGES EFFECTIVE JANUARY 1, 1997
ALTERNATIVE 2 (ATTACHMENT D) - RETAIN PRE-RATE CASE AFPI CHARGES WHERE SSU REQUESTED NO CHANGE
IMPLEMENT COMMISSION APPROVED AFPI CHARGES FOR ALL REMAINING

BURNT STORE
Charlotte/Lee County

Line No.	(1) DESCRIPTION	(2) (3) (4) (5) (6) WATER TREATMENT PLANT					(7) (8) (9) (10) (11) WATER TRANSMISSION / DISTRIBUTION				
		1997	1998	1999	2000	2001	1997	1998	1999	2000	2001
1	January	263.05	1,064.50	1,064.50	1,064.50	1,064.50	435.50	435.50	435.50	435.50	435.50
2	February	526.11	1,064.50	1,064.50	1,064.50	1,064.50	435.50	435.50	435.50	435.50	435.50
3	March	789.16	1,064.50	1,064.50	1,064.50	1,064.50	435.50	435.50	435.50	435.50	435.50
4	April	1,052.21	1,064.50	1,064.50	1,064.50	1,064.50	435.50	435.50	435.50	435.50	435.50
5	May	1,064.50	1,064.50	1,064.50	1,064.50	1,064.50	435.50	435.50	435.50	435.50	435.50
6	June	1,064.50	1,064.50	1,064.50	1,064.50	1,064.50	435.50	435.50	435.50	435.50	435.50
7	July	1,064.50	1,064.50	1,064.50	1,064.50	1,064.50	435.50	435.50	435.50	435.50	435.50
8	August	1,064.50	1,064.50	1,064.50	1,064.50	1,064.50	435.50	435.50	435.50	435.50	435.50
9	September	1,064.50	1,064.50	1,064.50	1,064.50	1,064.50	435.50	435.50	435.50	435.50	435.50
10	October	1,064.50	1,064.50	1,064.50	1,064.50	1,064.50	435.50	435.50	435.50	435.50	435.50
11	November	1,064.50	1,064.50	1,064.50	1,064.50	1,064.50	435.50	435.50	435.50	435.50	435.50
12	December	1,064.50	1,064.50	1,064.50	1,064.50	1,064.50	435.50	435.50	435.50	435.50	435.50
SEWER COLLECTION											
13	January	8.07	105.25	206.55	317.48	439.04	6.83	88.81	171.71	261.08	357.58
14	February	16.15	113.63	215.72	327.53	450.05	13.66	95.67	179.11	269.07	366.22
15	March	24.22	122.00	224.89	337.57	461.07	20.49	102.54	186.51	277.06	374.86
16	April	32.29	130.38	234.06	347.62	472.09	27.31	109.40	193.91	285.04	383.50
17	May	40.36	138.75	243.23	357.67	483.11	34.14	116.26	201.31	293.03	392.13
18	June	48.44	147.13	252.40	367.72	494.13	40.97	123.13	208.70	301.02	400.77
19	July	56.51	155.50	261.57	377.77	505.14	47.80	129.99	216.10	309.01	409.41
20	August	64.58	163.88	270.74	387.82	516.16	54.63	136.86	223.50	316.99	418.05
21	September	72.66	172.25	279.91	397.87	527.18	61.46	143.72	230.90	324.98	426.69
22	October	80.73	180.63	289.08	407.92	538.20	68.29	150.58	238.30	332.97	435.32
23	November	88.80	189.00	298.26	417.97	549.22	75.11	157.45	245.70	340.96	443.96
24	December	96.88	197.37	307.43	428.02	560.23	81.94	164.31	253.09	348.95	452.60
SEWER TREATMENT AND DISPOSAL											

13472

**SOUTHERN STATES UTILITIES, INC.
SUMMARY OF REQUESTED WATER AND SEWER AFPI CHARGES EFFECTIVE JANUARY 1, 1997
ALTERNATIVE 2 (ATTACHMENT D) - RETAIN PRE-RATE CASE AFPI CHARGES WHERE SSU REQUESTED NO CHANGE
IMPLEMENT COMMISSION APPROVED AFPI CHARGES FOR ALL REMAINING**

CARLTON VILLAGE

Line No.	(1) DESCRIPTION	(2)	(3)	(4)	(5)	(6)	(7)	(8)	(9)	(10)	(11)
		WATER TREATMENT PLANT					WATER TRANSMISSION / DISTRIBUTION				
		1997	1998	1999	2000	2001	1997	1998	1999	2000	2001
1	January	N/A	N/A	N/A	N/A	N/A	4.21	55.05	110.23	170.19	235.40
2	February	N/A	N/A	N/A	N/A	N/A	8.41	59.61	115.19	175.59	241.27
3	March	N/A	N/A	N/A	N/A	N/A	12.62	64.18	120.15	180.98	247.14
4	April	N/A	N/A	N/A	N/A	N/A	16.83	68.74	125.11	186.38	253.01
5	May	N/A	N/A	N/A	N/A	N/A	21.03	73.31	130.07	191.77	258.88
6	June	N/A	N/A	N/A	N/A	N/A	25.24	77.87	135.03	197.17	264.75
7	July	N/A	N/A	N/A	N/A	N/A	29.45	82.44	140.00	202.56	270.63
8	August	N/A	N/A	N/A	N/A	N/A	33.65	87.01	144.96	207.95	276.50
9	September	N/A	N/A	N/A	N/A	N/A	37.86	91.57	149.92	213.35	282.37
10	October	N/A	N/A	N/A	N/A	N/A	42.07	96.14	154.88	218.74	288.24
11	November	N/A	N/A	N/A	N/A	N/A	46.27	100.70	159.84	224.14	294.11
12	December	N/A	N/A	N/A	N/A	N/A	50.48	105.27	164.80	229.53	299.98
		SEWER COLLECTION					SEWER TREATMENT AND DISPOSAL				
		1997	1998	1999	2000	2001	1997	1998	1999	2000	2001
13	January	N/A	N/A	N/A	N/A	N/A	N/A	N/A	N/A	N/A	N/A
14	February	N/A	N/A	N/A	N/A	N/A	N/A	N/A	N/A	N/A	N/A
15	March	N/A	N/A	N/A	N/A	N/A	N/A	N/A	N/A	N/A	N/A
16	April	N/A	N/A	N/A	N/A	N/A	N/A	N/A	N/A	N/A	N/A
17	May	N/A	N/A	N/A	N/A	N/A	N/A	N/A	N/A	N/A	N/A
18	June	N/A	N/A	N/A	N/A	N/A	N/A	N/A	N/A	N/A	N/A
19	July	N/A	N/A	N/A	N/A	N/A	N/A	N/A	N/A	N/A	N/A
20	August	N/A	N/A	N/A	N/A	N/A	N/A	N/A	N/A	N/A	N/A
21	September	N/A	N/A	N/A	N/A	N/A	N/A	N/A	N/A	N/A	N/A
22	October	N/A	N/A	N/A	N/A	N/A	N/A	N/A	N/A	N/A	N/A
23	November	N/A	N/A	N/A	N/A	N/A	N/A	N/A	N/A	N/A	N/A
24	December	N/A	N/A	N/A	N/A	N/A	N/A	N/A	N/A	N/A	N/A

SOUTHERN STATES UTILITIES, INC.
SUMMARY OF REQUESTED WATER AND SEWER AFPI CHARGES EFFECTIVE JANUARY 1, 1997
ALTERNATIVE 2 (ATTACHMENT D) - RETAIN PRE-RATE CASE AFPI CHARGES WHERE SSU REQUESTED NO CHANGE
IMPLEMENT COMMISSION APPROVED AFPI CHARGES FOR ALL REMAINING

CHULUOTA

Line No.	(1) DESCRIPTION	(2)	(3)	(4)	(5)	(6)	(7)	(8)	(9)	(10)	(11)
		WATER TREATMENT PLANT					WATER TRANSMISSION / DISTRIBUTION				
		1997	1998	1999	2000	2001	1997	1998	1999	2000	2001
1	January	0.28	3.62	7.25	11.16	15.43	11.59	151.64	304.13	470.27	651.45
2	February	0.55	3.92	7.57	11.52	15.81	23.17	164.25	317.87	485.25	667.80
3	March	0.83	4.22	7.89	11.87	16.20	34.76	176.86	331.61	500.24	684.15
4	April	1.11	4.52	8.22	12.22	16.58	46.34	189.48	345.35	515.22	700.00
5	May	1.38	4.82	8.54	12.57	16.97	57.93	202.09	359.09	530.21	700.00
6	June	1.66	5.12	8.87	12.93	17.35	69.51	214.70	372.83	545.19	700.00
7	July	1.94	5.42	9.19	13.28	17.74	81.10	227.32	386.57	560.18	700.00
8	August	2.21	5.72	9.51	13.63	18.12	92.68	239.93	400.32	575.16	700.00
9	September	2.49	6.02	9.84	13.98	18.51	104.27	252.55	414.06	590.15	700.00
10	October	2.77	6.32	10.16	14.34	18.89	115.85	265.16	427.80	605.13	700.00
11	November	3.05	6.62	10.49	14.69	19.28	127.44	277.77	441.54	620.12	700.00
12	December	3.32	6.92	10.81	15.04	19.66	139.02	290.39	455.28	635.10	700.00
		SEWER COLLECTION					SEWER TREATMENT AND DISPOSAL				
		1997	1998	1999	2000	2001	1997	1998	1999	2000	2001
13	January	79.64	86.15	1,300.00	1,300.00	1,300.00	1,300.00	1,300.00	1,300.00	1,300.00	1,300.00
14	February	159.28	172.29	1,300.00	1,300.00	1,300.00	1,300.00	1,300.00	1,300.00	1,300.00	1,300.00
15	March	238.92	258.44	1,300.00	1,300.00	1,300.00	1,300.00	1,300.00	1,300.00	1,300.00	1,300.00
16	April	318.56	344.59	1,300.00	1,300.00	1,300.00	1,300.00	1,300.00	1,300.00	1,300.00	1,300.00
17	May	398.19	430.73	1,300.00	1,300.00	1,300.00	1,300.00	1,300.00	1,300.00	1,300.00	1,300.00
18	June	477.83	516.88	1,300.00	1,300.00	1,300.00	1,300.00	1,300.00	1,300.00	1,300.00	1,300.00
19	July	557.47	603.03	1,300.00	1,300.00	1,300.00	1,300.00	1,300.00	1,300.00	1,300.00	1,300.00
20	August	637.11	689.17	1,300.00	1,300.00	1,300.00	1,300.00	1,300.00	1,300.00	1,300.00	1,300.00
21	September	716.75	775.32	1,300.00	1,300.00	1,300.00	1,300.00	1,300.00	1,300.00	1,300.00	1,300.00
22	October	796.39	861.47	1,300.00	1,300.00	1,300.00	1,300.00	1,300.00	1,300.00	1,300.00	1,300.00
23	November	876.03	947.61	1,300.00	1,300.00	1,300.00	1,300.00	1,300.00	1,300.00	1,300.00	1,300.00
24	December	955.67	1,033.76	1,300.00	1,300.00	1,300.00	1,300.00	1,300.00	1,300.00	1,300.00	1,300.00

13474

SOUTHERN STATES UTILITIES, INC.
SUMMARY OF REQUESTED WATER AND SEWER AFPI CHARGES EFFECTIVE JANUARY 1, 1997
ALTERNATIVE 2 (ATTACHMENT D) - RETAIN PRE-RATE CASE AFPI CHARGES WHERE SSU REQUESTED NO CHANGE
IMPLEMENT COMMISSION APPROVED AFPI CHARGES FOR ALL REMAINING

CITRUS SPRINGS

Line No.	(1) DESCRIPTION	(2) (3) (4) (5) (6) WATER TREATMENT PLANT					(7) (8) (9) (10) (11) WATER TRANSMISSION / DISTRIBUTION				
		1997	1998	1999	2000	2001	1997	1998	1999	2000	2001
1	January	0.08	1.04	2.04	3.10	4.20	382.19	382.19	382.19	382.19	382.19
2	February	0.16	1.12	2.13	3.19	4.29	382.19	382.19	382.19	382.19	382.19
3	March	0.24	1.20	2.22	3.28	4.39	382.19	382.19	382.19	382.19	382.19
4	April	0.32	1.29	2.30	3.37	4.48	382.19	382.19	382.19	382.19	382.19
5	May	0.40	1.37	2.39	3.46	4.58	382.19	382.19	382.19	382.19	382.19
6	June	0.48	1.45	2.48	3.55	4.67	382.19	382.19	382.19	382.19	382.19
7	July	0.56	1.54	2.57	3.64	4.77	382.19	382.19	382.19	382.19	382.19
8	August	0.64	1.62	2.65	3.74	4.86	382.19	382.19	382.19	382.19	382.19
9	September	0.72	1.70	2.74	3.83	4.96	382.19	382.19	382.19	382.19	382.19
10	October	0.80	1.79	2.83	3.92	5.05	382.19	382.19	382.19	382.19	382.19
11	November	0.88	1.87	2.92	4.01	5.15	382.19	382.19	382.19	382.19	382.19
12	December	0.96	1.95	3.01	4.10	5.24	382.19	382.19	382.19	382.19	382.19
SEWER COLLECTION											
13	January	9.80	10.57	255.83	393.76	542.95	120.17	120.17	120.17	120.17	120.17
14	February	19.60	21.14	267.25	406.11	556.32	120.17	120.17	120.17	120.17	120.17
15	March	29.40	31.71	278.66	418.46	569.70	120.17	120.17	120.17	120.17	120.17
16	April	39.19	42.28	290.08	430.80	583.07	120.17	120.17	120.17	120.17	120.17
17	May	48.99	52.85	301.50	443.15	596.44	120.17	120.17	120.17	120.17	120.17
18	June	58.79	63.41	312.91	455.50	609.81	120.17	120.17	120.17	120.17	120.17
19	July	68.59	73.98	324.33	467.84	623.18	120.17	120.17	120.17	120.17	120.17
20	August	78.39	84.55	335.75	480.19	636.55	120.17	120.17	120.17	120.17	120.17
21	September	88.19	95.12	347.16	492.54	649.93	120.17	120.17	120.17	120.17	120.17
22	October	97.99	105.69	358.58	504.89	663.30	120.17	120.17	120.17	120.17	120.17
23	November	107.79	116.26	370.00	517.23	676.67	120.17	120.17	120.17	120.17	120.17
24	December	117.58	126.83	381.42	529.58	690.04	120.17	120.17	120.17	120.17	120.17
SEWER TREATMENT AND DISPOSAL											

13475

SOUTHERN STATES UTILITIES, INC.
SUMMARY OF REQUESTED WATER AND SEWER AFPI CHARGES EFFECTIVE JANUARY 1, 1997
ALTERNATIVE 2 (ATTACHMENT D) - RETAIN PRE-RATE CASE AFPI CHARGES WHERE SSU REQUESTED NO CHANGE
IMPLEMENT COMMISSION APPROVED AFPI CHARGES FOR ALL REMAINING

CRYSTAL RIVER

Line No.	(1) DESCRIPTION	(2) (3) (4) (5) (6) WATER TREATMENT PLANT					(7) (8) (9) (10) (11) WATER TRANSMISSION / DISTRIBUTION				
		1997	1998	1999	2000	2001	1997	1998	1999	2000	2001
1	January	6.48	84.71	168.64	258.82	355.89	4.00	52.36	104.44	160.60	221.28
2	February	12.96	91.66	176.10	266.85	364.56	8.01	56.67	109.09	165.62	226.71
3	March	19.44	98.61	183.57	274.89	373.22	12.01	60.98	113.74	170.65	232.14
4	April	25.92	105.56	191.04	282.93	381.88	16.01	65.29	118.39	175.67	237.58
5	May	32.40	112.51	198.51	290.97	390.55	20.02	69.61	123.04	180.69	243.01
6	June	38.88	119.46	205.97	299.00	399.21	24.02	73.92	127.69	185.71	248.44
7	July	45.36	126.41	213.44	307.04	407.87	28.03	78.23	132.33	190.74	253.87
8	August	51.84	133.37	220.91	315.08	416.54	32.03	82.54	136.98	195.76	259.30
9	September	58.32	140.32	228.38	323.12	425.20	36.03	86.86	141.63	200.78	264.73
10	October	64.80	147.27	235.84	331.15	433.86	40.04	91.17	146.28	205.80	270.16
11	November	71.28	154.22	243.31	339.19	442.53	44.04	95.48	150.93	210.83	275.59
12	December	77.76	161.17	250.78	347.23	451.19	48.04	99.79	155.58	215.85	281.03
SEWER COLLECTION											
13	January	N/A	N/A	N/A	N/A	N/A	N/A	N/A	N/A	N/A	N/A
14	February	N/A	N/A	N/A	N/A	N/A	N/A	N/A	N/A	N/A	N/A
15	March	N/A	N/A	N/A	N/A	N/A	N/A	N/A	N/A	N/A	N/A
16	April	N/A	N/A	N/A	N/A	N/A	N/A	N/A	N/A	N/A	N/A
17	May	N/A	N/A	N/A	N/A	N/A	N/A	N/A	N/A	N/A	N/A
18	June	N/A	N/A	N/A	N/A	N/A	N/A	N/A	N/A	N/A	N/A
19	July	N/A	N/A	N/A	N/A	N/A	N/A	N/A	N/A	N/A	N/A
20	August	N/A	N/A	N/A	N/A	N/A	N/A	N/A	N/A	N/A	N/A
21	September	N/A	N/A	N/A	N/A	N/A	N/A	N/A	N/A	N/A	N/A
22	October	N/A	N/A	N/A	N/A	N/A	N/A	N/A	N/A	N/A	N/A
23	November	N/A	N/A	N/A	N/A	N/A	N/A	N/A	N/A	N/A	N/A
24	December	N/A	N/A	N/A	N/A	N/A	N/A	N/A	N/A	N/A	N/A
SEWER TREATMENT AND DISPOSAL											
13	January	N/A	N/A	N/A	N/A	N/A	N/A	N/A	N/A	N/A	N/A
14	February	N/A	N/A	N/A	N/A	N/A	N/A	N/A	N/A	N/A	N/A
15	March	N/A	N/A	N/A	N/A	N/A	N/A	N/A	N/A	N/A	N/A
16	April	N/A	N/A	N/A	N/A	N/A	N/A	N/A	N/A	N/A	N/A
17	May	N/A	N/A	N/A	N/A	N/A	N/A	N/A	N/A	N/A	N/A
18	June	N/A	N/A	N/A	N/A	N/A	N/A	N/A	N/A	N/A	N/A
19	July	N/A	N/A	N/A	N/A	N/A	N/A	N/A	N/A	N/A	N/A
20	August	N/A	N/A	N/A	N/A	N/A	N/A	N/A	N/A	N/A	N/A
21	September	N/A	N/A	N/A	N/A	N/A	N/A	N/A	N/A	N/A	N/A
22	October	N/A	N/A	N/A	N/A	N/A	N/A	N/A	N/A	N/A	N/A
23	November	N/A	N/A	N/A	N/A	N/A	N/A	N/A	N/A	N/A	N/A
24	December	N/A	N/A	N/A	N/A	N/A	N/A	N/A	N/A	N/A	N/A

13476

SOUTHERN STATES UTILITIES, INC.
SUMMARY OF REQUESTED WATER AND SEWER AFPI CHARGES EFFECTIVE JANUARY 1, 1997
ALTERNATIVE 2 (ATTACHMENT D) - RETAIN PRE-RATE CASE AFPI CHARGES WHERE SSU REQUESTED NO CHANGE
IMPLEMENT COMMISSION APPROVED AFPI CHARGES FOR ALL REMAINING

DEEP CREEK
Charlotte County

Line No.	(1) DESCRIPTION	(2)	(3)	(4)	(5)	(6)	(7)	(8)	(9)	(10)	(11)
		WATER TREATMENT PLANT					WATER TRANSMISSION / DISTRIBUTION				
		1997	1998	1999	2000	2001	1997	1998	1999	2000	2001
1	January	N/A	N/A	N/A	N/A	N/A	6.02	78.75	157.83	243.89	337.63
2	February	N/A	N/A	N/A	N/A	N/A	12.03	85.29	164.94	251.64	346.08
3	March	N/A	N/A	N/A	N/A	N/A	18.05	91.83	172.06	259.40	354.53
4	April	N/A	N/A	N/A	N/A	N/A	24.07	98.37	179.18	267.15	362.98
5	May	N/A	N/A	N/A	N/A	N/A	30.08	104.91	186.30	274.90	371.44
6	June	N/A	N/A	N/A	N/A	N/A	36.10	111.46	193.42	282.66	379.89
7	July	N/A	N/A	N/A	N/A	N/A	42.12	118.00	200.54	290.41	388.34
8	August	N/A	N/A	N/A	N/A	N/A	48.14	124.54	207.66	298.16	396.79
9	September	N/A	N/A	N/A	N/A	N/A	54.15	131.08	214.78	305.92	405.24
10	October	N/A	N/A	N/A	N/A	N/A	60.17	137.62	221.90	313.67	413.69
11	November	N/A	N/A	N/A	N/A	N/A	66.19	144.16	229.01	321.43	422.14
12	December	N/A	N/A	N/A	N/A	N/A	72.20	150.71	236.13	329.18	430.59
		SEWER COLLECTION					SEWER TREATMENT AND DISPOSAL				
		1997	1998	1999	2000	2001	1997	1998	1999	2000	2001
13	January	0.04	0.04	0.04	0.04	0.04	N/A	N/A	N/A	N/A	N/A
14	February	1.91	2.15	2.41	2.70	3.02	N/A	N/A	N/A	N/A	N/A
15	March	3.77	4.25	4.78	5.36	5.99	N/A	N/A	N/A	N/A	N/A
16	April	5.63	6.36	7.15	8.01	8.97	N/A	N/A	N/A	N/A	N/A
17	May	7.50	8.46	9.51	10.67	11.94	N/A	N/A	N/A	N/A	N/A
18	June	9.36	10.56	11.88	13.33	14.92	N/A	N/A	N/A	N/A	N/A
19	July	11.22	12.67	14.25	15.98	17.89	N/A	N/A	N/A	N/A	N/A
20	August	13.09	14.77	16.61	18.64	20.86	N/A	N/A	N/A	N/A	N/A
21	September	14.95	16.87	18.98	21.30	23.84	N/A	N/A	N/A	N/A	N/A
22	October	16.81	18.98	21.35	23.95	26.81	N/A	N/A	N/A	N/A	N/A
23	November	18.67	21.08	23.71	26.61	29.79	N/A	N/A	N/A	N/A	N/A
24	December	20.54	23.18	26.08	29.27	32.76	N/A	N/A	N/A	N/A	N/A

13477

SOUTHERN STATES UTILITIES, INC.
SUMMARY OF REQUESTED WATER AND SEWER AFPI CHARGES EFFECTIVE JANUARY 1, 1997
ALTERNATIVE 2 (ATTACHMENT D) - RETAIN PRE-RATE CASE AFPI CHARGES WHERE SSU REQUESTED NO CHANGE
IMPLEMENT COMMISSION APPROVED AFPI CHARGES FOR ALL REMAINING

DELTONA
Volusia County

Line No.	(1) DESCRIPTION	(2)	(3)	(4)	(5)	(6)	(7)	(8)	(9)	(10)	(11)
		WATER TREATMENT PLANT					WATER TRANSMISSION / DISTRIBUTION				
		1997	1998	1999	2000	2001	1997	1998	1999	2000	2001
1	January	70.60	70.60	70.60	70.60	70.60	2.07	27.11	54.24	83.66	115.61
2	February	70.60	70.60	70.60	70.60	70.60	4.14	29.36	56.67	86.30	118.49
3	March	70.60	70.60	70.60	70.60	70.60	6.22	31.60	59.11	88.95	121.36
4	April	70.60	70.60	70.60	70.60	70.60	8.29	33.85	61.54	91.59	124.23
5	May	70.60	70.60	70.60	70.60	70.60	10.36	36.09	63.98	94.23	127.10
6	June	70.60	70.60	70.60	70.60	70.60	12.43	38.34	66.41	96.88	129.98
7	July	70.60	70.60	70.60	70.60	70.60	14.51	40.58	68.84	99.52	132.85
8	August	70.60	70.60	70.60	70.60	70.60	16.58	42.83	71.28	102.17	135.72
9	September	70.60	70.60	70.60	70.60	70.60	18.65	45.07	73.71	104.81	138.59
10	October	70.60	70.60	70.60	70.60	70.60	20.72	47.32	76.15	107.45	141.47
11	November	70.60	70.60	70.60	70.60	70.60	22.80	49.56	78.58	110.10	144.34
12	December	70.60	70.60	70.60	70.60	70.60	24.87	51.80	81.02	112.74	147.21
		SEWER COLLECTION					SEWER TREATMENT AND DISPOSAL				
		1997	1998	1999	2000	2001	1997	1998	1999	2000	2001
13	January	6.39	6.87	166.50	255.93	352.46	88.98	88.98	88.98	88.98	88.98
14	February	12.77	13.74	173.91	263.92	361.10	88.98	88.98	88.98	88.98	88.98
15	March	19.16	20.61	181.31	271.91	369.73	88.98	88.98	88.98	88.98	88.98
16	April	25.55	27.49	188.71	279.90	378.36	88.98	88.98	88.98	88.98	88.98
17	May	31.93	34.36	196.12	287.89	386.99	88.98	88.98	88.98	88.98	88.98
18	June	38.32	41.23	203.52	295.88	395.63	88.98	88.98	88.98	88.98	88.98
19	July	44.71	48.10	210.92	303.88	404.26	88.98	88.98	88.98	88.98	88.98
20	August	51.09	54.97	218.33	311.87	412.89	88.98	88.98	88.98	88.98	88.98
21	September	57.48	61.84	225.73	319.86	421.53	88.98	88.98	88.98	88.98	88.98
22	October	63.87	68.71	233.13	327.85	430.16	88.98	88.98	88.98	88.98	88.98
23	November	70.25	75.59	240.54	335.84	438.79	88.98	88.98	88.98	88.98	88.98
24	December	76.64	82.46	247.94	343.83	447.43	88.98	88.98	88.98	88.98	88.98

13478

SOUTHERN STATES UTILITIES, INC.
SUMMARY OF REQUESTED WATER AND SEWER AFPI CHARGES EFFECTIVE JANUARY 1, 1997
ALTERNATIVE 2 (ATTACHMENT D) - RETAIN PRE-RATE CASE AFPI CHARGES WHERE SSU REQUESTED NO CHANGE
IMPLEMENT COMMISSION APPROVED AFPI CHARGES FOR ALL REMAINING

DOL RAY MANOR
Seminole County

Line No.	(1) DESCRIPTION	(2)	(3)	(4)	(5)	(6)	(7)	(8)	(9)	(10)	(11)
		WATER TREATMENT PLANT					WATER TRANSMISSION / DISTRIBUTION				
		1997	1998	1999	2000	2001	1997	1998	1999	2000	2001
1	January	0.83	10.88	21.56	32.92	45.05	8.73	113.73	220.86	330.33	442.37
2	February	1.67	11.77	22.50	33.93	46.13	17.47	122.64	229.96	339.65	451.92
3	March	2.50	12.65	23.44	34.93	47.20	26.20	131.55	239.07	348.97	461.48
4	April	3.33	13.54	24.39	35.94	48.28	34.94	140.46	248.17	358.28	471.03
5	May	4.17	14.42	25.33	36.94	49.35	43.67	149.37	257.28	367.60	480.58
6	June	5.00	15.31	26.27	37.95	50.43	52.41	158.28	266.38	376.92	490.13
7	July	5.83	16.19	27.21	38.95	51.50	61.14	167.20	275.49	386.23	499.69
8	August	6.67	17.08	28.15	39.96	52.57	69.88	176.11	284.59	395.55	509.24
9	September	7.50	17.96	29.09	40.96	53.65	78.61	185.02	293.70	404.87	518.79
10	October	8.33	18.85	30.03	41.97	54.72	87.35	193.93	302.80	414.19	528.34
11	November	9.17	19.73	30.98	42.97	55.80	96.08	202.84	311.91	423.50	537.89
12	December	10.00	20.62	31.92	43.98	56.87	104.82	211.75	321.02	432.82	547.45
		SEWER COLLECTION					SEWER TREATMENT AND DISPOSAL				
		1997	1998	1999	2000	2001	1997	1998	1999	2000	2001
13	January	N/A	N/A	N/A	N/A	N/A	N/A	N/A	N/A	N/A	N/A
14	February	N/A	N/A	N/A	N/A	N/A	N/A	N/A	N/A	N/A	N/A
15	March	N/A	N/A	N/A	N/A	N/A	N/A	N/A	N/A	N/A	N/A
16	April	N/A	N/A	N/A	N/A	N/A	N/A	N/A	N/A	N/A	N/A
17	May	N/A	N/A	N/A	N/A	N/A	N/A	N/A	N/A	N/A	N/A
18	June	N/A	N/A	N/A	N/A	N/A	N/A	N/A	N/A	N/A	N/A
19	July	N/A	N/A	N/A	N/A	N/A	N/A	N/A	N/A	N/A	N/A
20	August	N/A	N/A	N/A	N/A	N/A	N/A	N/A	N/A	N/A	N/A
21	September	N/A	N/A	N/A	N/A	N/A	N/A	N/A	N/A	N/A	N/A
22	October	N/A	N/A	N/A	N/A	N/A	N/A	N/A	N/A	N/A	N/A
23	November	N/A	N/A	N/A	N/A	N/A	N/A	N/A	N/A	N/A	N/A
24	December	N/A	N/A	N/A	N/A	N/A	N/A	N/A	N/A	N/A	N/A

SOUTHERN STATES UTILITIES, INC.
SUMMARY OF REQUESTED WATER AND SEWER AFPI CHARGES EFFECTIVE JANUARY 1, 1997
ALTERNATIVE 2 (ATTACHMENT D) - RETAIN PRE-RATE CASE AFPI CHARGES WHERE SSU REQUESTED NO CHANGE
IMPLEMENT COMMISSION APPROVED AFPI CHARGES FOR ALL REMAINING

FISHERMAN'S HAVEN
Martin County

Line No.	(1) DESCRIPTION	(2)	(3)	(4)	(5)	(6)	(7)	(8)	(9)	(10)	(11)
		WATER TREATMENT PLANT					WATER TRANSMISSION / DISTRIBUTION				
		1997	1998	1999	2000	2001	1997	1998	1999	2000	2001
1	January	N/A	N/A	N/A	N/A	N/A	N/A	N/A	N/A	N/A	N/A
2	February	N/A	N/A	N/A	N/A	N/A	N/A	N/A	N/A	N/A	N/A
3	March	N/A	N/A	N/A	N/A	N/A	N/A	N/A	N/A	N/A	N/A
4	April	N/A	N/A	N/A	N/A	N/A	N/A	N/A	N/A	N/A	N/A
5	May	N/A	N/A	N/A	N/A	N/A	N/A	N/A	N/A	N/A	N/A
6	June	N/A	N/A	N/A	N/A	N/A	N/A	N/A	N/A	N/A	N/A
7	July	N/A	N/A	N/A	N/A	N/A	N/A	N/A	N/A	N/A	N/A
8	August	N/A	N/A	N/A	N/A	N/A	N/A	N/A	N/A	N/A	N/A
9	September	N/A	N/A	N/A	N/A	N/A	N/A	N/A	N/A	N/A	N/A
10	October	N/A	N/A	N/A	N/A	N/A	N/A	N/A	N/A	N/A	N/A
11	November	N/A	N/A	N/A	N/A	N/A	N/A	N/A	N/A	N/A	N/A
12	December	N/A	N/A	N/A	N/A	N/A	N/A	N/A	N/A	N/A	N/A
		SEWER COLLECTION					SEWER TREATMENT AND DISPOSAL				
		1997	1998	1999	2000	2001	1997	1998	1999	2000	2001
13	January	N/A	N/A	N/A	N/A	N/A	14.14	184.12	358.98	547.51	751.15
14	February	N/A	N/A	N/A	N/A	N/A	28.27	198.60	374.58	564.37	769.38
15	March	N/A	N/A	N/A	N/A	N/A	42.41	213.08	390.19	581.22	787.61
16	April	N/A	N/A	N/A	N/A	N/A	56.55	227.55	405.80	598.08	805.84
17	May	N/A	N/A	N/A	N/A	N/A	70.69	242.03	421.41	614.93	824.07
18	June	N/A	N/A	N/A	N/A	N/A	84.82	256.51	437.01	631.79	842.30
19	July	N/A	N/A	N/A	N/A	N/A	98.96	270.98	452.62	648.64	860.53
20	August	N/A	N/A	N/A	N/A	N/A	113.10	285.46	468.23	665.50	878.77
21	September	N/A	N/A	N/A	N/A	N/A	127.24	299.94	483.84	682.35	897.00
22	October	N/A	N/A	N/A	N/A	N/A	141.37	314.42	499.44	699.21	915.23
23	November	N/A	N/A	N/A	N/A	N/A	155.51	328.89	515.05	716.06	933.46
24	December	N/A	N/A	N/A	N/A	N/A	169.65	343.37	530.66	732.92	951.69

13480

SOUTHERN STATES UTILITIES, INC.
SUMMARY OF REQUESTED WATER AND SEWER AFPI CHARGES EFFECTIVE JANUARY 1, 1997
ALTERNATIVE 2 (ATTACHMENT D) - RETAIN PRE-RATE CASE AFPI CHARGES WHERE SSU REQUESTED NO CHANGE
IMPLEMENT COMMISSION APPROVED AFPI CHARGES FOR ALL REMAINING

FLORIDA CENTRAL COMMERCE PARK
Seminole County

Line No.	(1) DESCRIPTION	(2) WATER TREATMENT PLANT					(7) WATER TRANSMISSION / DISTRIBUTION				
		(3) 1997	(3) 1998	(3) 1999	(3) 2000	(3) 2001	(7) 1997	(7) 1998	(7) 1999	(7) 2000	(7) 2001
1	January	N/A	N/A	N/A	N/A	N/A	N/A	N/A	N/A	N/A	N/A
2	February	N/A	N/A	N/A	N/A	N/A	N/A	N/A	N/A	N/A	N/A
3	March	N/A	N/A	N/A	N/A	N/A	N/A	N/A	N/A	N/A	N/A
4	April	N/A	N/A	N/A	N/A	N/A	N/A	N/A	N/A	N/A	N/A
5	May	N/A	N/A	N/A	N/A	N/A	N/A	N/A	N/A	N/A	N/A
6	June	N/A	N/A	N/A	N/A	N/A	N/A	N/A	N/A	N/A	N/A
7	July	N/A	N/A	N/A	N/A	N/A	N/A	N/A	N/A	N/A	N/A
8	August	N/A	N/A	N/A	N/A	N/A	N/A	N/A	N/A	N/A	N/A
9	September	N/A	N/A	N/A	N/A	N/A	N/A	N/A	N/A	N/A	N/A
10	October	N/A	N/A	N/A	N/A	N/A	N/A	N/A	N/A	N/A	N/A
11	November	N/A	N/A	N/A	N/A	N/A	N/A	N/A	N/A	N/A	N/A
12	December	N/A	N/A	N/A	N/A	N/A	N/A	N/A	N/A	N/A	N/A
		(2) SEWER COLLECTION					(7) SEWER TREATMENT AND DISPOSAL				
		(3) 1997	(3) 1998	(3) 1999	(3) 2000	(3) 2001	(7) 1997	(7) 1998	(7) 1999	(7) 2000	(7) 2001
13	January	1,203.69	1,203.69	1,203.69	1,203.69	1,203.69	1,300.00	1,300.00	1,300.00	1,300.00	1,300.00
14	February	1,203.69	1,203.69	1,203.69	1,203.69	1,203.69	1,300.00	1,300.00	1,300.00	1,300.00	1,300.00
15	March	1,203.69	1,203.69	1,203.69	1,203.69	1,203.69	1,300.00	1,300.00	1,300.00	1,300.00	1,300.00
16	April	1,203.69	1,203.69	1,203.69	1,203.69	1,203.69	1,300.00	1,300.00	1,300.00	1,300.00	1,300.00
17	May	1,203.69	1,203.69	1,203.69	1,203.69	1,203.69	1,300.00	1,300.00	1,300.00	1,300.00	1,300.00
18	June	1,203.69	1,203.69	1,203.69	1,203.69	1,203.69	1,300.00	1,300.00	1,300.00	1,300.00	1,300.00
19	July	1,203.69	1,203.69	1,203.69	1,203.69	1,203.69	1,300.00	1,300.00	1,300.00	1,300.00	1,300.00
20	August	1,203.69	1,203.69	1,203.69	1,203.69	1,203.69	1,300.00	1,300.00	1,300.00	1,300.00	1,300.00
21	September	1,203.69	1,203.69	1,203.69	1,203.69	1,203.69	1,300.00	1,300.00	1,300.00	1,300.00	1,300.00
22	October	1,203.69	1,203.69	1,203.69	1,203.69	1,203.69	1,300.00	1,300.00	1,300.00	1,300.00	1,300.00
23	November	1,203.69	1,203.69	1,203.69	1,203.69	1,203.69	1,300.00	1,300.00	1,300.00	1,300.00	1,300.00
24	December	1,203.69	1,203.69	1,203.69	1,203.69	1,203.69	1,300.00	1,300.00	1,300.00	1,300.00	1,300.00

13481

SOUTHERN STATES UTILITIES, INC.
SUMMARY OF REQUESTED WATER AND SEWER AFPI CHARGES EFFECTIVE JANUARY 1, 1997
ALTERNATIVE 2 (ATTACHMENT D) - RETAIN PRE-RATE CASE AFPI CHARGES WHERE SSU REQUESTED NO CHANGE
IMPLEMENT COMMISSION APPROVED AFPI CHARGES FOR ALL REMAINING

FOUNTAINS
Osceola County

Line No.	(1) DESCRIPTION	(2) WATER TREATMENT PLANT					(7) WATER TRANSMISSION / DISTRIBUTION				
		(3) 1997	(4) 1998	(5) 1999	(6) 2000	(8) 2001	(9) 1997	(10) 1998	(11) 1999	(12) 2000	(13) 2001
1	January	0.61	7.91	15.70	24.02	32.91	0.17	2.28	4.57	7.08	9.81
2	February	1.21	8.56	16.39	24.76	33.70	0.35	2.47	4.78	7.30	10.05
3	March	1.82	9.21	17.08	25.49	34.49	0.52	2.66	4.99	7.53	10.30
4	April	2.42	9.85	17.77	26.23	35.28	0.70	2.85	5.19	7.75	10.54
5	May	3.03	10.50	18.46	26.96	36.07	0.87	3.04	5.40	7.98	10.79
6	June	3.63	11.14	19.15	27.70	36.86	1.05	3.23	5.61	8.21	11.03
7	July	4.24	11.79	19.84	28.44	37.65	1.22	3.42	5.82	8.43	11.28
8	August	4.85	12.43	20.53	29.17	38.44	1.40	3.61	6.02	8.66	11.52
9	September	5.45	13.08	21.22	29.91	39.23	1.57	3.80	6.23	8.88	11.77
10	October	6.06	13.72	21.90	30.65	40.02	1.75	3.99	6.44	9.11	12.01
11	November	6.66	14.37	22.59	31.38	40.81	1.92	4.18	6.64	9.33	12.26
12	December	7.27	15.02	23.28	32.12	41.60	2.09	4.36	6.85	9.56	12.50

Line No.	DESCRIPTION	(14) SEWER COLLECTION					(16) SEWER TREATMENT AND DISPOSAL				
		(15) 1997	(17) 1998	(18) 1999	(19) 2000	(20) 2001	(21) 1997	(22) 1998	(23) 1999	(24) 2000	(25) 2001
13	January	N/A	N/A	N/A	N/A	N/A	N/A	N/A	N/A	N/A	N/A
14	February	N/A	N/A	N/A	N/A	N/A	N/A	N/A	N/A	N/A	N/A
15	March	N/A	N/A	N/A	N/A	N/A	N/A	N/A	N/A	N/A	N/A
16	April	N/A	N/A	N/A	N/A	N/A	N/A	N/A	N/A	N/A	N/A
17	May	N/A	N/A	N/A	N/A	N/A	N/A	N/A	N/A	N/A	N/A
18	June	N/A	N/A	N/A	N/A	N/A	N/A	N/A	N/A	N/A	N/A
19	July	N/A	N/A	N/A	N/A	N/A	N/A	N/A	N/A	N/A	N/A
20	August	N/A	N/A	N/A	N/A	N/A	N/A	N/A	N/A	N/A	N/A
21	September	N/A	N/A	N/A	N/A	N/A	N/A	N/A	N/A	N/A	N/A
22	October	N/A	N/A	N/A	N/A	N/A	N/A	N/A	N/A	N/A	N/A
23	November	N/A	N/A	N/A	N/A	N/A	N/A	N/A	N/A	N/A	N/A
24	December	N/A	N/A	N/A	N/A	N/A	N/A	N/A	N/A	N/A	N/A

13482

SOUTHERN STATES UTILITIES, INC.
SUMMARY OF REQUESTED WATER AND SEWER AFPI CHARGES EFFECTIVE JANUARY 1, 1997
ALTERNATIVE 2 (ATTACHMENT D) - RETAIN PRE-RATE CASE AFPI CHARGES WHERE SSU REQUESTED NO CHANGE
IMPLEMENT COMMISSION APPROVED AFPI CHARGES FOR ALL REMAINING

GENEVA LAKE ESTATES
Bradford County

Line No.	(1) DESCRIPTION	(2) WATER TREATMENT PLANT					(7) WATER TRANSMISSION / DISTRIBUTION				
		(3) 1997	(3) 1998	(3) 1999	(3) 2000	(3) 2001	(7) 1997	(7) 1998	(7) 1999	(7) 2000	(7) 2001
1	January	N/A	N/A	N/A	N/A	N/A	2.05	26.86	53.76	82.96	114.70
2	February	N/A	N/A	N/A	N/A	N/A	4.11	29.09	56.18	85.59	117.56
3	March	N/A	N/A	N/A	N/A	N/A	6.16	31.31	58.59	88.22	120.41
4	April	N/A	N/A	N/A	N/A	N/A	8.21	33.54	61.01	90.84	123.27
5	May	N/A	N/A	N/A	N/A	N/A	10.26	35.76	63.42	93.47	126.12
6	June	N/A	N/A	N/A	N/A	N/A	12.32	37.99	65.84	96.09	128.98
7	July	N/A	N/A	N/A	N/A	N/A	14.37	40.21	68.26	98.72	131.83
8	August	N/A	N/A	N/A	N/A	N/A	16.42	42.44	70.67	101.35	134.69
9	September	N/A	N/A	N/A	N/A	N/A	18.48	44.67	73.09	103.97	137.54
10	October	N/A	N/A	N/A	N/A	N/A	20.53	46.89	75.51	106.60	140.39
11	November	N/A	N/A	N/A	N/A	N/A	22.58	49.12	77.92	109.22	143.25
12	December	N/A	N/A	N/A	N/A	N/A	24.63	51.34	80.34	111.85	146.10
		(2) SEWER COLLECTION					(7) SEWER TREATMENT AND DISPOSAL				
		1997	1998	1999	2000	2001	1997	1998	1999	2000	2001
13	January	N/A	N/A	N/A	N/A	N/A	N/A	N/A	N/A	N/A	N/A
14	February	N/A	N/A	N/A	N/A	N/A	N/A	N/A	N/A	N/A	N/A
15	March	N/A	N/A	N/A	N/A	N/A	N/A	N/A	N/A	N/A	N/A
16	April	N/A	N/A	N/A	N/A	N/A	N/A	N/A	N/A	N/A	N/A
17	May	N/A	N/A	N/A	N/A	N/A	N/A	N/A	N/A	N/A	N/A
18	June	N/A	N/A	N/A	N/A	N/A	N/A	N/A	N/A	N/A	N/A
19	July	N/A	N/A	N/A	N/A	N/A	N/A	N/A	N/A	N/A	N/A
20	August	N/A	N/A	N/A	N/A	N/A	N/A	N/A	N/A	N/A	N/A
21	September	N/A	N/A	N/A	N/A	N/A	N/A	N/A	N/A	N/A	N/A
22	October	N/A	N/A	N/A	N/A	N/A	N/A	N/A	N/A	N/A	N/A
23	November	N/A	N/A	N/A	N/A	N/A	N/A	N/A	N/A	N/A	N/A
24	December	N/A	N/A	N/A	N/A	N/A	N/A	N/A	N/A	N/A	N/A

13483

SOUTHERN STATES UTILITIES, INC.
SUMMARY OF REQUESTED WATER AND SEWER AFPI CHARGES EFFECTIVE JANUARY 1, 1997
ALTERNATIVE 2 (ATTACHMENT D) - RETAIN PRE-RATE CASE AFPI CHARGES WHERE SSU REQUESTED NO CHANGE
IMPLEMENT COMMISSION APPROVED AFPI CHARGES FOR ALL REMAINING

GOSPEL ISLAND ESTATES
Citrus County

Line No.	(1) DESCRIPTION	(2)	(3)	(4)	(5)	(6)	(7)	(8)	(9)	(10)	(11)
		WATER TREATMENT PLANT					WATER TRANSMISSION / DISTRIBUTION				
		1997	1998	1999	2000	2001	1997	1998	1999	2000	2001
1	January	N/A	N/A	N/A	N/A	N/A	193.13	193.13	193.13	193.13	193.13
2	February	N/A	N/A	N/A	N/A	N/A	193.13	193.13	193.13	193.13	193.13
3	March	N/A	N/A	N/A	N/A	N/A	193.13	193.13	193.13	193.13	193.13
4	April	N/A	N/A	N/A	N/A	N/A	193.13	193.13	193.13	193.13	193.13
5	May	N/A	N/A	N/A	N/A	N/A	193.13	193.13	193.13	193.13	193.13
6	June	N/A	N/A	N/A	N/A	N/A	193.13	193.13	193.13	193.13	193.13
7	July	N/A	N/A	N/A	N/A	N/A	193.13	193.13	193.13	193.13	193.13
8	August	N/A	N/A	N/A	N/A	N/A	193.13	193.13	193.13	193.13	193.13
9	September	N/A	N/A	N/A	N/A	N/A	193.13	193.13	193.13	193.13	193.13
10	October	N/A	N/A	N/A	N/A	N/A	193.13	193.13	193.13	193.13	193.13
11	November	N/A	N/A	N/A	N/A	N/A	193.13	193.13	193.13	193.13	193.13
12	December	N/A	N/A	N/A	N/A	N/A	193.13	193.13	193.13	193.13	193.13
		SEWER COLLECTION					SEWER TREATMENT AND DISPOSAL				
		1997	1998	1999	2000	2001	1997	1998	1999	2000	2001
13	January	N/A	N/A	N/A	N/A	N/A	N/A	N/A	N/A	N/A	N/A
14	February	N/A	N/A	N/A	N/A	N/A	N/A	N/A	N/A	N/A	N/A
15	March	N/A	N/A	N/A	N/A	N/A	N/A	N/A	N/A	N/A	N/A
16	April	N/A	N/A	N/A	N/A	N/A	N/A	N/A	N/A	N/A	N/A
17	May	N/A	N/A	N/A	N/A	N/A	N/A	N/A	N/A	N/A	N/A
18	June	N/A	N/A	N/A	N/A	N/A	N/A	N/A	N/A	N/A	N/A
19	July	N/A	N/A	N/A	N/A	N/A	N/A	N/A	N/A	N/A	N/A
20	August	N/A	N/A	N/A	N/A	N/A	N/A	N/A	N/A	N/A	N/A
21	September	N/A	N/A	N/A	N/A	N/A	N/A	N/A	N/A	N/A	N/A
22	October	N/A	N/A	N/A	N/A	N/A	N/A	N/A	N/A	N/A	N/A
23	November	N/A	N/A	N/A	N/A	N/A	N/A	N/A	N/A	N/A	N/A
24	December	N/A	N/A	N/A	N/A	N/A	N/A	N/A	N/A	N/A	N/A

13484

**SOUTHERN STATES UTILITIES, INC.
SUMMARY OF REQUESTED WATER AND SEWER AFPI CHARGES EFFECTIVE JANUARY 1, 1997
ALTERNATIVE 2 (ATTACHMENT D) - RETAIN PRE-RATE CASE AFPI CHARGES WHERE SSU REQUESTED NO CHANGE
IMPLEMENT COMMISSION APPROVED AFPI CHARGES FOR ALL REMAINING**

**HERMITS COVE
Putnam County**

Line No.	(1) DESCRIPTION	(2) WATER TREATMENT PLANT					(7) WATER TRANSMISSION / DISTRIBUTION				
		(3) 1997	(3) 1998	(4) 1999	(5) 2000	(6) 2001	(7) 1997	(8) 1998	(9) 1999	(10) 2000	(11) 2001
1	January	3.02	39.42	78.36	120.09	164.90	2.54	33.29	66.72	103.12	142.76
2	February	6.03	42.64	81.81	123.80	168.89	5.09	36.06	69.73	106.39	146.34
3	March	9.05	45.87	85.27	127.51	172.88	7.63	38.82	72.74	109.67	149.91
4	April	12.06	49.09	88.73	131.22	176.87	10.17	41.59	75.76	112.95	153.49
5	May	15.08	52.32	92.18	134.93	180.86	12.72	44.35	78.77	116.23	157.06
6	June	18.10	55.55	95.64	138.64	184.85	15.26	47.12	81.78	119.51	160.64
7	July	21.11	58.77	99.10	142.36	188.84	17.81	49.89	84.79	122.79	164.21
8	August	24.13	62.00	102.55	146.07	192.83	20.35	52.65	87.80	126.07	167.78
9	September	27.14	65.22	106.01	149.78	196.82	22.89	55.42	90.81	129.35	171.36
10	October	30.16	68.45	109.47	153.49	200.81	25.44	58.18	93.82	132.63	174.93
11	November	33.18	71.67	112.92	157.20	204.80	27.98	60.95	96.83	135.91	178.51
12	December	36.19	74.90	116.38	160.91	208.79	30.52	63.71	99.84	139.19	182.08
		(2) SEWER COLLECTION					(7) SEWER TREATMENT AND DISPOSAL				
		1997	1998	1999	2000	2001	1997	1998	1999	2000	2001
13	January	N/A	N/A	N/A	N/A	N/A	N/A	N/A	N/A	N/A	N/A
14	February	N/A	N/A	N/A	N/A	N/A	N/A	N/A	N/A	N/A	N/A
15	March	N/A	N/A	N/A	N/A	N/A	N/A	N/A	N/A	N/A	N/A
16	April	N/A	N/A	N/A	N/A	N/A	N/A	N/A	N/A	N/A	N/A
17	May	N/A	N/A	N/A	N/A	N/A	N/A	N/A	N/A	N/A	N/A
18	June	N/A	N/A	N/A	N/A	N/A	N/A	N/A	N/A	N/A	N/A
19	July	N/A	N/A	N/A	N/A	N/A	N/A	N/A	N/A	N/A	N/A
20	August	N/A	N/A	N/A	N/A	N/A	N/A	N/A	N/A	N/A	N/A
21	September	N/A	N/A	N/A	N/A	N/A	N/A	N/A	N/A	N/A	N/A
22	October	N/A	N/A	N/A	N/A	N/A	N/A	N/A	N/A	N/A	N/A
23	November	N/A	N/A	N/A	N/A	N/A	N/A	N/A	N/A	N/A	N/A
24	December	N/A	N/A	N/A	N/A	N/A	N/A	N/A	N/A	N/A	N/A

SOUTHERN STATES UTILITIES, INC.
SUMMARY OF REQUESTED WATER AND SEWER AFPI CHARGES EFFECTIVE JANUARY 1, 1997
ALTERNATIVE 2 (ATTACHMENT D) - RETAIN PRE-RATE CASE AFPI CHARGES WHERE SSU REQUESTED NO CHANGE
IMPLEMENT COMMISSION APPROVED AFPI CHARGES FOR ALL REMAINING

HOBBY HILLS
Lake County

Line No.	(1) DESCRIPTION	(2) WATER TREATMENT PLANT					(7) WATER TRANSMISSION / DISTRIBUTION				
		(3) 1997	(3) 1998	(3) 1999	(3) 2000	(3) 2001	(7) 1997	(7) 1998	(7) 1999	(7) 2000	(7) 2001
1	January	1.43	18.66	37.15	57.00	78.35	0.54	7.05	14.10	21.72	29.99
2	February	2.85	20.19	38.79	58.77	80.26	1.08	7.63	14.73	22.40	30.74
3	March	4.28	21.72	40.44	60.54	82.16	1.62	8.22	15.36	23.09	31.48
4	April	5.71	23.25	42.08	62.30	84.07	2.16	8.80	15.99	23.77	32.22
5	May	7.14	24.78	43.72	64.07	85.97	2.70	9.38	16.62	24.46	32.96
6	June	8.56	26.32	45.37	65.84	87.88	3.23	9.97	17.25	25.14	33.71
7	July	9.99	27.85	47.01	67.61	89.78	3.77	10.55	17.88	25.83	34.45
8	August	11.42	29.38	48.65	69.38	91.69	4.31	11.13	18.51	26.51	35.19
9	September	12.85	30.91	50.30	71.15	93.59	4.85	11.72	19.14	27.20	35.94
10	October	14.27	32.44	51.94	72.91	95.49	5.39	12.30	19.77	27.88	36.68
11	November	15.70	33.97	53.59	74.68	97.40	5.93	12.88	20.40	28.57	37.42
12	December	17.13	35.50	55.23	76.45	99.30	6.47	13.46	21.04	29.25	38.16

Line No.	DESCRIPTION	(4) SEWER COLLECTION					(8) SEWER TREATMENT AND DISPOSAL				
		(4) 1997	(4) 1998	(4) 1999	(4) 2000	(4) 2001	(8) 1997	(8) 1998	(8) 1999	(8) 2000	(8) 2001
13	January	N/A	N/A	N/A	N/A	N/A	N/A	N/A	N/A	N/A	N/A
14	February	N/A	N/A	N/A	N/A	N/A	N/A	N/A	N/A	N/A	N/A
15	March	N/A	N/A	N/A	N/A	N/A	N/A	N/A	N/A	N/A	N/A
16	April	N/A	N/A	N/A	N/A	N/A	N/A	N/A	N/A	N/A	N/A
17	May	N/A	N/A	N/A	N/A	N/A	N/A	N/A	N/A	N/A	N/A
18	June	N/A	N/A	N/A	N/A	N/A	N/A	N/A	N/A	N/A	N/A
19	July	N/A	N/A	N/A	N/A	N/A	N/A	N/A	N/A	N/A	N/A
20	August	N/A	N/A	N/A	N/A	N/A	N/A	N/A	N/A	N/A	N/A
21	September	N/A	N/A	N/A	N/A	N/A	N/A	N/A	N/A	N/A	N/A
22	October	N/A	N/A	N/A	N/A	N/A	N/A	N/A	N/A	N/A	N/A
23	November	N/A	N/A	N/A	N/A	N/A	N/A	N/A	N/A	N/A	N/A
24	December	N/A	N/A	N/A	N/A	N/A	N/A	N/A	N/A	N/A	N/A

SOUTHERN STATES UTILITIES, INC.
SUMMARY OF REQUESTED WATER AND SEWER AFPI CHARGES EFFECTIVE JANUARY 1, 1997
ALTERNATIVE 2 (ATTACHMENT D) - RETAIN PRE-RATE CASE AFPI CHARGES WHERE SSU REQUESTED NO CHANGE
IMPLEMENT COMMISSION APPROVED AFPI CHARGES FOR ALL REMAINING

HOLIDAY HAVEN

Line No.	(1) DESCRIPTION	(2)	(3)	(4)	(5)	(6)	(7)	(8)	(9)	(10)	(11)
		WATER TREATMENT PLANT					WATER TRANSMISSION / DISTRIBUTION				
		1997	1998	1999	2000	2001	1997	1998	1999	2000	2001
1	January	N/A	N/A	N/A	N/A	N/A	0.37	4.88	9.91	15.52	21.76
2	February	N/A	N/A	N/A	N/A	N/A	0.74	5.30	10.38	16.04	22.34
3	March	N/A	N/A	N/A	N/A	N/A	1.12	5.71	10.84	16.55	22.91
4	April	N/A	N/A	N/A	N/A	N/A	1.49	6.13	11.30	17.07	23.48
5	May	N/A	N/A	N/A	N/A	N/A	1.86	6.54	11.77	17.58	24.05
6	June	N/A	N/A	N/A	N/A	N/A	2.23	6.96	12.23	18.10	24.63
7	July	N/A	N/A	N/A	N/A	N/A	2.61	7.38	12.69	18.61	25.20
8	August	N/A	N/A	N/A	N/A	N/A	2.98	7.79	13.15	19.13	25.77
9	September	N/A	N/A	N/A	N/A	N/A	3.35	8.21	13.62	19.64	26.34
10	October	N/A	N/A	N/A	N/A	N/A	3.72	8.62	14.08	20.16	26.92
11	November	N/A	N/A	N/A	N/A	N/A	4.10	9.04	14.54	20.67	27.49
12	December	N/A	N/A	N/A	N/A	N/A	4.47	9.45	15.01	21.19	28.06
		SEWER COLLECTION					SEWER TREATMENT AND DISPOSAL				
		1997	1998	1999	2000	2001	1997	1998	1999	2000	2001
13	January	1.20	1.30	31.37	48.26	66.52	48.09	51.26	1,246.95	1,300.00	1,300.00
14	February	2.40	2.59	32.76	49.77	68.15	96.17	102.53	1,300.00	1,300.00	1,300.00
15	March	3.61	3.89	34.16	51.28	69.79	144.26	153.79	1,300.00	1,300.00	1,300.00
16	April	4.81	5.18	35.56	52.79	71.43	192.35	205.05	1,300.00	1,300.00	1,300.00
17	May	6.01	6.48	36.96	54.30	73.06	240.43	256.31	1,300.00	1,300.00	1,300.00
18	June	7.21	7.77	38.36	55.81	74.70	288.52	307.58	1,300.00	1,300.00	1,300.00
19	July	8.41	9.07	39.76	57.33	76.34	336.61	358.84	1,300.00	1,300.00	1,300.00
20	August	9.62	10.36	41.15	58.84	77.98	384.69	410.10	1,300.00	1,300.00	1,300.00
21	September	10.82	11.66	42.55	60.35	79.61	432.78	461.36	1,300.00	1,300.00	1,300.00
22	October	12.02	12.95	43.95	61.86	81.25	480.87	512.63	1,300.00	1,300.00	1,300.00
23	November	13.22	14.25	45.35	63.37	82.89	528.96	563.89	1,300.00	1,300.00	1,300.00
24	December	14.42	15.54	46.75	64.88	84.52	577.04	615.15	1,300.00	1,300.00	1,300.00

SOUTHERN STATES UTILITIES, INC.
SUMMARY OF REQUESTED WATER AND SEWER AFPI CHARGES EFFECTIVE JANUARY 1, 1997
ALTERNATIVE 2 (ATTACHMENT D) - RETAIN PRE-RATE CASE AFPI CHARGES WHERE SSU REQUESTED NO CHANGE
IMPLEMENT COMMISSION APPROVED AFPI CHARGES FOR ALL REMAINING

INTERCESSION CITY
Osceola County

Line No.	(1) DESCRIPTION	(2)	(3)	(4)	(5)	(6)	(7)	(8)	(9)	(10)	(11)
		WATER TREATMENT PLANT					WATER TRANSMISSION / DISTRIBUTION				
		1997	1998	1999	2000	2001	1997	1998	1999	2000	2001
1	January	N/A	N/A	N/A	N/A	N/A	2.50	32.67	65.62	101.64	141.05
2	February	N/A	N/A	N/A	N/A	N/A	4.99	35.39	68.60	104.90	144.62
3	March	N/A	N/A	N/A	N/A	N/A	7.49	38.12	71.58	108.16	148.18
4	April	N/A	N/A	N/A	N/A	N/A	9.98	40.84	74.56	111.42	151.75
5	May	N/A	N/A	N/A	N/A	N/A	12.48	43.57	77.53	114.68	155.32
6	June	N/A	N/A	N/A	N/A	N/A	14.97	46.29	80.51	117.93	158.89
7	July	N/A	N/A	N/A	N/A	N/A	17.47	49.02	83.49	121.19	162.45
8	August	N/A	N/A	N/A	N/A	N/A	19.96	51.74	86.47	124.45	166.02
9	September	N/A	N/A	N/A	N/A	N/A	22.46	54.47	89.45	127.71	169.59
10	October	N/A	N/A	N/A	N/A	N/A	24.95	57.19	92.43	130.97	173.15
11	November	N/A	N/A	N/A	N/A	N/A	27.45	59.92	95.41	134.23	176.72
12	December	N/A	N/A	N/A	N/A	N/A	29.94	62.64	98.38	137.48	180.29
		SEWER COLLECTION					SEWER TREATMENT AND DISPOSAL				
		1997	1998	1999	2000	2001	1997	1998	1999	2000	2001
13	January	N/A	N/A	N/A	N/A	N/A	N/A	N/A	N/A	N/A	N/A
14	February	N/A	N/A	N/A	N/A	N/A	N/A	N/A	N/A	N/A	N/A
15	March	N/A	N/A	N/A	N/A	N/A	N/A	N/A	N/A	N/A	N/A
16	April	N/A	N/A	N/A	N/A	N/A	N/A	N/A	N/A	N/A	N/A
17	May	N/A	N/A	N/A	N/A	N/A	N/A	N/A	N/A	N/A	N/A
18	June	N/A	N/A	N/A	N/A	N/A	N/A	N/A	N/A	N/A	N/A
19	July	N/A	N/A	N/A	N/A	N/A	N/A	N/A	N/A	N/A	N/A
20	August	N/A	N/A	N/A	N/A	N/A	N/A	N/A	N/A	N/A	N/A
21	September	N/A	N/A	N/A	N/A	N/A	N/A	N/A	N/A	N/A	N/A
22	October	N/A	N/A	N/A	N/A	N/A	N/A	N/A	N/A	N/A	N/A
23	November	N/A	N/A	N/A	N/A	N/A	N/A	N/A	N/A	N/A	N/A
24	December	N/A	N/A	N/A	N/A	N/A	N/A	N/A	N/A	N/A	N/A

SOUTHERN STATES UTILITIES, INC.
SUMMARY OF REQUESTED WATER AND SEWER AFPI CHARGES EFFECTIVE JANUARY 1, 1997
ALTERNATIVE 2 (ATTACHMENT D) - RETAIN PRE-RATE CASE AFPI CHARGES WHERE SSU REQUESTED NO CHANGE
IMPLEMENT COMMISSION APPROVED AFPI CHARGES FOR ALL REMAINING

INTERLACHEN LAKE ESTATES
Putnam County

Line No.	(1) DESCRIPTION	(2) WATER TREATMENT PLANT					(7) WATER TRANSMISSION / DISTRIBUTION				
		(3) 1997	(3) 1998	(3) 1999	(3) 2000	(3) 2001	(7) 1997	(7) 1998	(7) 1999	(7) 2000	(7) 2001
1	January	44.13	44.13	44.13	44.13	44.13	1.30	17.06	34.21	52.88	73.25
2	February	44.13	44.13	44.13	44.13	44.13	2.61	18.48	35.75	54.57	75.08
3	March	44.13	44.13	44.13	44.13	44.13	3.91	19.90	37.30	56.25	76.92
4	April	44.13	44.13	44.13	44.13	44.13	5.21	21.32	38.84	57.94	78.76
5	May	44.13	44.13	44.13	44.13	44.13	6.52	22.73	40.39	59.62	80.59
6	June	44.13	44.13	44.13	44.13	44.13	7.82	24.15	41.93	61.31	82.43
7	July	44.13	44.13	44.13	44.13	44.13	9.12	25.57	43.48	62.99	84.26
8	August	44.13	44.13	44.13	44.13	44.13	10.43	26.99	45.02	64.67	86.10
9	September	44.13	44.13	44.13	44.13	44.13	11.73	28.41	46.57	66.36	87.94
10	October	44.13	44.13	44.13	44.13	44.13	13.03	29.83	48.11	68.04	89.77
11	November	44.13	44.13	44.13	44.13	44.13	14.34	31.25	49.66	69.73	91.61
12	December	44.13	44.13	44.13	44.13	44.13	15.64	32.66	51.20	71.41	93.45
		(2) SEWER COLLECTION					(7) SEWER TREATMENT AND DISPOSAL				
		1997	1998	1999	2000	2001	1997	1998	1999	2000	2001
13	January	N/A	N/A	N/A	N/A	N/A	N/A	N/A	N/A	N/A	N/A
14	February	N/A	N/A	N/A	N/A	N/A	N/A	N/A	N/A	N/A	N/A
15	March	N/A	N/A	N/A	N/A	N/A	N/A	N/A	N/A	N/A	N/A
16	April	N/A	N/A	N/A	N/A	N/A	N/A	N/A	N/A	N/A	N/A
17	May	N/A	N/A	N/A	N/A	N/A	N/A	N/A	N/A	N/A	N/A
18	June	N/A	N/A	N/A	N/A	N/A	N/A	N/A	N/A	N/A	N/A
19	July	N/A	N/A	N/A	N/A	N/A	N/A	N/A	N/A	N/A	N/A
20	August	N/A	N/A	N/A	N/A	N/A	N/A	N/A	N/A	N/A	N/A
21	September	N/A	N/A	N/A	N/A	N/A	N/A	N/A	N/A	N/A	N/A
22	October	N/A	N/A	N/A	N/A	N/A	N/A	N/A	N/A	N/A	N/A
23	November	N/A	N/A	N/A	N/A	N/A	N/A	N/A	N/A	N/A	N/A
24	December	N/A	N/A	N/A	N/A	N/A	N/A	N/A	N/A	N/A	N/A

SOUTHERN STATES UTILITIES, INC.
SUMMARY OF REQUESTED WATER AND SEWER AFPI CHARGES EFFECTIVE JANUARY 1, 1997
ALTERNATIVE 2 (ATTACHMENT D) - RETAIN PRE-RATE CASE AFPI CHARGES WHERE SSU REQUESTED NO CHANGE
IMPLEMENT COMMISSION APPROVED AFPI CHARGES FOR ALL REMAINING

JUNGLE DEN
Volusia County

Line No.	(1) DESCRIPTION	(2) WATER TREATMENT PLANT					(7) WATER TRANSMISSION / DISTRIBUTION				
		(3) 1997	(3) 1998	(3) 1999	(3) 2000	(3) 2001	(7) 1997	(7) 1998	(7) 1999	(7) 2000	(7) 2001
1	January	N/A	N/A	N/A	N/A	N/A	0.71	9.31	18.54	28.49	39.20
2	February	N/A	N/A	N/A	N/A	N/A	1.42	10.07	19.37	29.37	40.15
3	March	N/A	N/A	N/A	N/A	N/A	2.14	10.84	20.19	30.26	41.11
4	April	N/A	N/A	N/A	N/A	N/A	2.85	11.60	21.01	31.15	42.07
5	May	N/A	N/A	N/A	N/A	N/A	3.56	12.37	21.84	32.03	43.02
6	June	N/A	N/A	N/A	N/A	N/A	4.27	13.13	22.66	32.92	43.98
7	July	N/A	N/A	N/A	N/A	N/A	4.98	13.90	23.48	33.81	44.94
8	August	N/A	N/A	N/A	N/A	N/A	5.69	14.66	24.31	34.69	45.90
9	September	N/A	N/A	N/A	N/A	N/A	6.41	15.42	25.13	35.58	46.85
10	October	N/A	N/A	N/A	N/A	N/A	7.12	16.19	25.95	36.47	47.81
11	November	N/A	N/A	N/A	N/A	N/A	7.83	16.95	26.78	37.35	48.77
12	December	N/A	N/A	N/A	N/A	N/A	8.54	17.72	27.60	38.24	49.72
		(2) SEWER COLLECTION					(7) SEWER TREATMENT AND DISPOSAL				
		(3) 1997	(3) 1998	(3) 1999	(3) 2000	(3) 2001	(7) 1997	(7) 1998	(7) 1999	(7) 2000	(7) 2001
13	January	10.11	10.64	260.21	395.44	480.00	4.50	4.83	117.06	179.65	247.03
14	February	20.22	21.28	271.42	407.30	492.55	9.00	9.65	122.24	185.23	253.04
15	March	30.33	31.91	282.64	419.15	505.11	13.49	14.48	127.43	190.81	259.05
16	April	40.44	42.55	293.86	431.00	517.66	17.99	19.30	132.61	196.39	265.07
17	May	50.56	53.19	305.07	442.86	530.21	22.49	24.13	137.79	201.97	271.08
18	June	60.67	63.83	316.29	454.71	542.77	26.99	28.95	142.98	207.55	277.09
19	July	70.78	74.47	327.51	466.56	555.32	31.49	33.78	148.16	213.12	283.10
20	August	80.89	85.10	338.72	478.42	567.87	35.98	38.60	153.34	218.70	289.11
21	September	91.00	95.74	349.94	490.27	580.43	40.48	43.43	158.52	224.28	295.12
22	October	101.11	106.38	361.16	502.12	592.98	44.98	48.25	163.71	229.86	301.14
23	November	111.22	117.02	372.37	513.98	605.53	49.48	53.08	168.89	235.44	307.15
24	December	121.33	127.66	383.59	525.83	618.09	53.98	57.90	174.07	241.02	313.16

13490

SOUTHERN STATES UTILITIES, INC.
SUMMARY OF REQUESTED WATER AND SEWER AFPI CHARGES EFFECTIVE JANUARY 1, 1997
ALTERNATIVE 2 (ATTACHMENT D) - RETAIN PRE-RATE CASE AFPI CHARGES WHERE SSU REQUESTED NO CHANGE
IMPLEMENT COMMISSION APPROVED AFPI CHARGES FOR ALL REMAINING

KEYSTONE CLUB ESTATES
Bradford County

Line No.	(1) DESCRIPTION	(2) WATER TREATMENT PLANT					(7) WATER TRANSMISSION / DISTRIBUTION				
		(3) 1997	(3) 1998	(4) 1999	(5) 2000	(6) 2001	(7) 1997	(8) 1998	(9) 1999	(10) 2000	(11) 2001
1	January	3.08	40.30	80.31	123.38	169.83	7.06	92.34	184.94	285.56	395.00
2	February	6.17	43.62	83.87	127.23	173.99	14.11	100.00	193.26	294.61	404.85
3	March	9.25	46.93	87.44	131.07	178.14	21.17	107.66	201.58	303.66	414.71
4	April	12.33	50.24	91.01	134.92	182.29	28.23	115.32	209.91	312.72	424.57
5	May	15.41	53.55	94.57	138.76	186.45	35.28	122.98	218.23	321.77	434.42
6	June	18.50	56.86	98.14	142.61	190.60	42.34	130.65	226.56	330.82	444.28
7	July	21.58	60.18	101.71	146.45	194.75	49.40	138.31	234.88	339.87	454.13
8	August	24.66	63.49	105.27	150.30	198.91	56.45	145.97	243.21	348.93	463.99
9	September	27.74	66.80	108.84	154.14	203.06	63.51	153.63	251.53	357.98	473.85
10	October	30.83	70.11	112.41	157.99	207.21	70.57	161.29	259.85	367.03	483.70
11	November	33.91	73.43	115.97	161.83	211.36	77.62	168.95	268.18	376.09	493.56
12	December	36.99	76.74	119.54	165.68	215.52	84.68	176.61	276.50	385.14	503.42
		(2) SEWER COLLECTION					(7) SEWER TREATMENT AND DISPOSAL				
		1997	1998	1999	2000	2001	1997	1998	1999	2000	2001
13	January	N/A	N/A	N/A	N/A	N/A	N/A	N/A	N/A	N/A	N/A
14	February	N/A	N/A	N/A	N/A	N/A	N/A	N/A	N/A	N/A	N/A
15	March	N/A	N/A	N/A	N/A	N/A	N/A	N/A	N/A	N/A	N/A
16	April	N/A	N/A	N/A	N/A	N/A	N/A	N/A	N/A	N/A	N/A
17	May	N/A	N/A	N/A	N/A	N/A	N/A	N/A	N/A	N/A	N/A
18	June	N/A	N/A	N/A	N/A	N/A	N/A	N/A	N/A	N/A	N/A
19	July	N/A	N/A	N/A	N/A	N/A	N/A	N/A	N/A	N/A	N/A
20	August	N/A	N/A	N/A	N/A	N/A	N/A	N/A	N/A	N/A	N/A
21	September	N/A	N/A	N/A	N/A	N/A	N/A	N/A	N/A	N/A	N/A
22	October	N/A	N/A	N/A	N/A	N/A	N/A	N/A	N/A	N/A	N/A
23	November	N/A	N/A	N/A	N/A	N/A	N/A	N/A	N/A	N/A	N/A
24	December	N/A	N/A	N/A	N/A	N/A	N/A	N/A	N/A	N/A	N/A

SOUTHERN STATES UTILITIES, INC.
SUMMARY OF REQUESTED WATER AND SEWER AFPI CHARGES EFFECTIVE JANUARY 1, 1997
ALTERNATIVE 2 (ATTACHMENT D) - RETAIN PRE-RATE CASE AFPI CHARGES WHERE SSU REQUESTED NO CHANGE
IMPLEMENT COMMISSION APPROVED AFPI CHARGES FOR ALL REMAINING

KEYSTONE HEIGHTS
Clay County

Line No.	(1) DESCRIPTION	(2)	(3)	(4)	(5)	(6)	(7)	(8)	(9)	(10)	(11)
		WATER TREATMENT PLANT					WATER TRANSMISSION / DISTRIBUTION				
		1997	1998	1999	2000	2001	1997	1998	1999	2000	2001
1	January	N/A	N/A	N/A	N/A	N/A	297.16	297.16	297.16	297.16	297.16
2	February	N/A	N/A	N/A	N/A	N/A	297.16	297.16	297.16	297.16	297.16
3	March	N/A	N/A	N/A	N/A	N/A	297.16	297.16	297.16	297.16	297.16
4	April	N/A	N/A	N/A	N/A	N/A	297.16	297.16	297.16	297.16	297.16
5	May	N/A	N/A	N/A	N/A	N/A	297.16	297.16	297.16	297.16	297.16
6	June	N/A	N/A	N/A	N/A	N/A	297.16	297.16	297.16	297.16	297.16
7	July	N/A	N/A	N/A	N/A	N/A	297.16	297.16	297.16	297.16	297.16
8	August	N/A	N/A	N/A	N/A	N/A	297.16	297.16	297.16	297.16	297.16
9	September	N/A	N/A	N/A	N/A	N/A	297.16	297.16	297.16	297.16	297.16
10	October	N/A	N/A	N/A	N/A	N/A	297.16	297.16	297.16	297.16	297.16
11	November	N/A	N/A	N/A	N/A	N/A	297.16	297.16	297.16	297.16	297.16
12	December	N/A	N/A	N/A	N/A	N/A	297.16	297.16	297.16	297.16	297.16
		SEWER COLLECTION					SEWER TREATMENT AND DISPOSAL				
		1997	1998	1999	2000	2001	1997	1998	1999	2000	2001
13	January	N/A	N/A	N/A	N/A	N/A	N/A	N/A	N/A	N/A	N/A
14	February	N/A	N/A	N/A	N/A	N/A	N/A	N/A	N/A	N/A	N/A
15	March	N/A	N/A	N/A	N/A	N/A	N/A	N/A	N/A	N/A	N/A
16	April	N/A	N/A	N/A	N/A	N/A	N/A	N/A	N/A	N/A	N/A
17	May	N/A	N/A	N/A	N/A	N/A	N/A	N/A	N/A	N/A	N/A
18	June	N/A	N/A	N/A	N/A	N/A	N/A	N/A	N/A	N/A	N/A
19	July	N/A	N/A	N/A	N/A	N/A	N/A	N/A	N/A	N/A	N/A
20	August	N/A	N/A	N/A	N/A	N/A	N/A	N/A	N/A	N/A	N/A
21	September	N/A	N/A	N/A	N/A	N/A	N/A	N/A	N/A	N/A	N/A
22	October	N/A	N/A	N/A	N/A	N/A	N/A	N/A	N/A	N/A	N/A
23	November	N/A	N/A	N/A	N/A	N/A	N/A	N/A	N/A	N/A	N/A
24	December	N/A	N/A	N/A	N/A	N/A	N/A	N/A	N/A	N/A	N/A

13492

SOUTHERN STATES UTILITIES, INC.
SUMMARY OF REQUESTED WATER AND SEWER AFPI CHARGES EFFECTIVE JANUARY 1, 1997
ALTERNATIVE 2 (ATTACHMENT D) - RETAIN PRE-RATE CASE AFPI CHARGES WHERE SSU REQUESTED NO CHANGE
IMPLEMENT COMMISSION APPROVED AFPI CHARGES FOR ALL REMAINING

LAKE BRANTLEY
Seminole County

Line No.	(1) DESCRIPTION	(2) WATER TREATMENT PLANT					(7) WATER TRANSMISSION / DISTRIBUTION				
		(3) 1997	(3) 1998	(3) 1999	(3) 2000	(3) 2001	(7) 1997	(7) 1998	(7) 1999	(7) 2000	(7) 2001
1	January	N/A	N/A	N/A	N/A	N/A	388.56	388.56	388.56	388.56	388.56
2	February	N/A	N/A	N/A	N/A	N/A	388.56	388.56	388.56	388.56	388.56
3	March	N/A	N/A	N/A	N/A	N/A	388.56	388.56	388.56	388.56	388.56
4	April	N/A	N/A	N/A	N/A	N/A	388.56	388.56	388.56	388.56	388.56
5	May	N/A	N/A	N/A	N/A	N/A	388.56	388.56	388.56	388.56	388.56
6	June	N/A	N/A	N/A	N/A	N/A	388.56	388.56	388.56	388.56	388.56
7	July	N/A	N/A	N/A	N/A	N/A	388.56	388.56	388.56	388.56	388.56
8	August	N/A	N/A	N/A	N/A	N/A	388.56	388.56	388.56	388.56	388.56
9	September	N/A	N/A	N/A	N/A	N/A	388.56	388.56	388.56	388.56	388.56
10	October	N/A	N/A	N/A	N/A	N/A	388.56	388.56	388.56	388.56	388.56
11	November	N/A	N/A	N/A	N/A	N/A	388.56	388.56	388.56	388.56	388.56
12	December	N/A	N/A	N/A	N/A	N/A	388.56	388.56	388.56	388.56	388.56
		(2) SEWER COLLECTION					(7) SEWER TREATMENT AND DISPOSAL				
		1997	1998	1999	2000	2001	1997	1998	1999	2000	2001
13	January	N/A	N/A	N/A	N/A	N/A	N/A	N/A	N/A	N/A	N/A
14	February	N/A	N/A	N/A	N/A	N/A	N/A	N/A	N/A	N/A	N/A
15	March	N/A	N/A	N/A	N/A	N/A	N/A	N/A	N/A	N/A	N/A
16	April	N/A	N/A	N/A	N/A	N/A	N/A	N/A	N/A	N/A	N/A
17	May	N/A	N/A	N/A	N/A	N/A	N/A	N/A	N/A	N/A	N/A
18	June	N/A	N/A	N/A	N/A	N/A	N/A	N/A	N/A	N/A	N/A
19	July	N/A	N/A	N/A	N/A	N/A	N/A	N/A	N/A	N/A	N/A
20	August	N/A	N/A	N/A	N/A	N/A	N/A	N/A	N/A	N/A	N/A
21	September	N/A	N/A	N/A	N/A	N/A	N/A	N/A	N/A	N/A	N/A
22	October	N/A	N/A	N/A	N/A	N/A	N/A	N/A	N/A	N/A	N/A
23	November	N/A	N/A	N/A	N/A	N/A	N/A	N/A	N/A	N/A	N/A
24	December	N/A	N/A	N/A	N/A	N/A	N/A	N/A	N/A	N/A	N/A

13493

SOUTHERN STATES UTILITIES, INC.
SUMMARY OF REQUESTED WATER AND SEWER AFPI CHARGES EFFECTIVE JANUARY 1, 1997
ALTERNATIVE 2 (ATTACHMENT D) - RETAIN PRE-RATE CASE AFPI CHARGES WHERE SSU REQUESTED NO CHANGE
IMPLEMENT COMMISSION APPROVED AFPI CHARGES FOR ALL REMAINING

LAKE CONWAY
Orange County

Line No.	(1) DESCRIPTION	(2)	(3)	(4)	(5)	(6)	(7)	(8)	(9)	(10)	(11)
		WATER TREATMENT PLANT					WATER TRANSMISSION / DISTRIBUTION				
		1997	1998	1999	2000	2001	1997	1998	1999	2000	2001
1	January	N/A	N/A	N/A	N/A	N/A	2.15	28.14	56.22	86.59	119.46
2	February	N/A	N/A	N/A	N/A	N/A	4.30	30.47	58.73	89.31	122.41
3	March	N/A	N/A	N/A	N/A	N/A	6.45	32.79	61.24	92.03	125.36
4	April	N/A	N/A	N/A	N/A	N/A	8.61	35.11	63.76	94.75	128.32
5	May	N/A	N/A	N/A	N/A	N/A	10.76	37.44	66.27	97.47	131.27
6	June	N/A	N/A	N/A	N/A	N/A	12.91	39.76	68.78	100.19	134.22
7	July	N/A	N/A	N/A	N/A	N/A	15.06	42.08	71.30	102.91	137.17
8	August	N/A	N/A	N/A	N/A	N/A	17.21	44.41	73.81	105.63	140.12
9	September	N/A	N/A	N/A	N/A	N/A	19.36	46.73	76.33	108.35	143.07
10	October	N/A	N/A	N/A	N/A	N/A	21.52	49.06	78.84	111.07	146.03
11	November	N/A	N/A	N/A	N/A	N/A	23.67	51.38	81.35	113.79	148.98
12	December	N/A	N/A	N/A	N/A	N/A	25.82	53.70	83.87	116.51	151.93
		SEWER COLLECTION					SEWER TREATMENT AND DISPOSAL				
		1997	1998	1999	2000	2001	1997	1998	1999	2000	2001
13	January	N/A	N/A	N/A	N/A	N/A	N/A	N/A	N/A	N/A	N/A
14	February	N/A	N/A	N/A	N/A	N/A	N/A	N/A	N/A	N/A	N/A
15	March	N/A	N/A	N/A	N/A	N/A	N/A	N/A	N/A	N/A	N/A
16	April	N/A	N/A	N/A	N/A	N/A	N/A	N/A	N/A	N/A	N/A
17	May	N/A	N/A	N/A	N/A	N/A	N/A	N/A	N/A	N/A	N/A
18	June	N/A	N/A	N/A	N/A	N/A	N/A	N/A	N/A	N/A	N/A
19	July	N/A	N/A	N/A	N/A	N/A	N/A	N/A	N/A	N/A	N/A
20	August	N/A	N/A	N/A	N/A	N/A	N/A	N/A	N/A	N/A	N/A
21	September	N/A	N/A	N/A	N/A	N/A	N/A	N/A	N/A	N/A	N/A
22	October	N/A	N/A	N/A	N/A	N/A	N/A	N/A	N/A	N/A	N/A
23	November	N/A	N/A	N/A	N/A	N/A	N/A	N/A	N/A	N/A	N/A
24	December	N/A	N/A	N/A	N/A	N/A	N/A	N/A	N/A	N/A	N/A

13494

SOUTHERN STATES UTILITIES, INC.
SUMMARY OF REQUESTED WATER AND SEWER AFPI CHARGES EFFECTIVE JANUARY 1, 1997
ALTERNATIVE 2 (ATTACHMENT D) - RETAIN PRE-RATE CASE AFPI CHARGES WHERE SSU REQUESTED NO CHANGE
IMPLEMENT COMMISSION APPROVED AFPI CHARGES FOR ALL REMAINING

LAKESIDE
Citrus County

Line No.	(1) DESCRIPTION	(2)	(3)	(4)	(5)	(6)	(7)	(8)	(9)	(10)	(11)
		WATER TREATMENT PLANT					WATER TRANSMISSION / DISTRIBUTION				
		1997	1998	1999	2000	2001	1997	1998	1999	2000	2001
1	January	N/A	N/A	N/A	N/A	N/A	3.07	40.18	80.34	123.83	171.01
2	February	N/A	N/A	N/A	N/A	N/A	6.14	43.50	83.94	127.74	175.24
3	March	N/A	N/A	N/A	N/A	N/A	9.21	46.83	87.54	131.64	179.48
4	April	N/A	N/A	N/A	N/A	N/A	12.29	50.15	91.14	135.54	183.72
5	May	N/A	N/A	N/A	N/A	N/A	15.36	53.47	94.73	139.45	187.95
6	June	N/A	N/A	N/A	N/A	N/A	18.43	56.80	98.33	143.35	192.19
7	July	N/A	N/A	N/A	N/A	N/A	21.50	60.12	101.93	147.25	196.43
8	August	N/A	N/A	N/A	N/A	N/A	24.57	63.44	105.53	151.16	200.66
9	September	N/A	N/A	N/A	N/A	N/A	27.64	66.77	109.13	155.06	204.90
10	October	N/A	N/A	N/A	N/A	N/A	30.71	70.09	112.73	158.96	209.14
11	November	N/A	N/A	N/A	N/A	N/A	33.78	73.42	116.33	162.87	213.37
12	December	N/A	N/A	N/A	N/A	N/A	36.86	76.74	119.93	166.77	217.61
		SEWER COLLECTION					SEWER TREATMENT AND DISPOSAL				
		1997	1998	1999	2000	2001	1997	1998	1999	2000	2001
13	January	N/A	N/A	N/A	N/A	N/A	N/A	N/A	N/A	N/A	N/A
14	February	N/A	N/A	N/A	N/A	N/A	N/A	N/A	N/A	N/A	N/A
15	March	N/A	N/A	N/A	N/A	N/A	N/A	N/A	N/A	N/A	N/A
16	April	N/A	N/A	N/A	N/A	N/A	N/A	N/A	N/A	N/A	N/A
17	May	N/A	N/A	N/A	N/A	N/A	N/A	N/A	N/A	N/A	N/A
18	June	N/A	N/A	N/A	N/A	N/A	N/A	N/A	N/A	N/A	N/A
19	July	N/A	N/A	N/A	N/A	N/A	N/A	N/A	N/A	N/A	N/A
20	August	N/A	N/A	N/A	N/A	N/A	N/A	N/A	N/A	N/A	N/A
21	September	N/A	N/A	N/A	N/A	N/A	N/A	N/A	N/A	N/A	N/A
22	October	N/A	N/A	N/A	N/A	N/A	N/A	N/A	N/A	N/A	N/A
23	November	N/A	N/A	N/A	N/A	N/A	N/A	N/A	N/A	N/A	N/A
24	December	N/A	N/A	N/A	N/A	N/A	N/A	N/A	N/A	N/A	N/A

SOUTHERN STATES UTILITIES, INC.
SUMMARY OF REQUESTED WATER AND SEWER AFPI CHARGES EFFECTIVE JANUARY 1, 1997
ALTERNATIVE 2 (ATTACHMENT D) - RETAIN PRE-RATE CASE AFPI CHARGES WHERE SSU REQUESTED NO CHANGE
IMPLEMENT COMMISSION APPROVED AFPI CHARGES FOR ALL REMAINING

LEHIGH

Line No.	(1) DESCRIPTION	(2) WATER TREATMENT PLANT					(7) WATER TRANSMISSION / DISTRIBUTION				
		(3) 1997	(3) 1998	(4) 1999	(5) 2000	(6) 2001	(7) 1997	(8) 1998	(9) 1999	(10) 2000	(11) 2001
1	January	86.43	86.43	86.43	86.43	86.43	8.96	117.25	234.52	361.65	499.62
2	February	86.43	86.43	86.43	86.43	86.43	17.92	126.96	245.04	373.07	512.02
3	March	86.43	86.43	86.43	86.43	86.43	26.89	136.66	255.56	384.48	524.42
4	April	86.43	86.43	86.43	86.43	86.43	35.85	146.36	266.08	395.90	536.82
5	May	86.43	86.43	86.43	86.43	86.43	44.81	156.07	276.60	407.31	549.22
6	June	86.43	86.43	86.43	86.43	86.43	53.77	165.77	287.12	418.73	561.63
7	July	86.43	86.43	86.43	86.43	86.43	62.74	175.48	297.64	430.14	574.03
8	August	86.43	86.43	86.43	86.43	86.43	71.70	185.18	308.16	441.56	586.43
9	September	86.43	86.43	86.43	86.43	86.43	80.66	194.88	318.68	452.97	598.83
10	October	86.43	86.43	86.43	86.43	86.43	89.62	204.59	329.20	464.39	611.23
11	November	86.43	86.43	86.43	86.43	86.43	98.59	214.29	339.72	475.80	623.63
12	December	86.43	86.43	86.43	86.43	86.43	107.55	224.00	350.24	487.22	636.03
SEWER COLLECTION											
13	January	624.24	624.24	624.24	624.24	624.24	91.65	91.65	91.65	91.65	91.65
14	February	624.24	624.24	624.24	624.24	624.24	91.65	91.65	91.65	91.65	91.65
15	March	624.24	624.24	624.24	624.24	624.24	91.65	91.65	91.65	91.65	91.65
16	April	624.24	624.24	624.24	624.24	624.24	91.65	91.65	91.65	91.65	91.65
17	May	624.24	624.24	624.24	624.24	624.24	91.65	91.65	91.65	91.65	91.65
18	June	624.24	624.24	624.24	624.24	624.24	91.65	91.65	91.65	91.65	91.65
19	July	624.24	624.24	624.24	624.24	624.24	91.65	91.65	91.65	91.65	91.65
20	August	624.24	624.24	624.24	624.24	624.24	91.65	91.65	91.65	91.65	91.65
21	September	624.24	624.24	624.24	624.24	624.24	91.65	91.65	91.65	91.65	91.65
22	October	624.24	624.24	624.24	624.24	624.24	91.65	91.65	91.65	91.65	91.65
23	November	624.24	624.24	624.24	624.24	624.24	91.65	91.65	91.65	91.65	91.65
24	December	624.24	624.24	624.24	624.24	624.24	91.65	91.65	91.65	91.65	91.65
SEWER TREATMENT AND DISPOSAL											

SOUTHERN STATES UTILITIES, INC.
SUMMARY OF REQUESTED WATER AND SEWER AFPI CHARGES EFFECTIVE JANUARY 1, 1997
ALTERNATIVE 2 (ATTACHMENT D) - RETAIN PRE-RATE CASE AFPI CHARGES WHERE SSU REQUESTED NO CHANGE
IMPLEMENT COMMISSION APPROVED AFPI CHARGES FOR ALL REMAINING

LEISURE LAKES (COVERED BRIDGE)
Highlands County

Line No.	(1) DESCRIPTION	(2)	(3)	(4)	(5)	(6)	(7)	(8)	(9)	(10)	(11)
		WATER TREATMENT PLANT					WATER TRANSMISSION / DISTRIBUTION				
		1997	1998	1999	2000	2001	1997	1998	1999	2000	2001
1	January	N/A	N/A	N/A	N/A	N/A	1.07	14.00	27.95	43.06	59.41
2	February	N/A	N/A	N/A	N/A	N/A	2.14	15.15	29.20	44.41	60.87
3	March	N/A	N/A	N/A	N/A	N/A	3.21	16.31	30.45	45.76	62.34
4	April	N/A	N/A	N/A	N/A	N/A	4.28	17.46	31.70	47.12	63.81
5	May	N/A	N/A	N/A	N/A	N/A	5.35	18.62	32.95	48.47	65.28
6	June	N/A	N/A	N/A	N/A	N/A	6.42	19.77	34.20	49.82	66.74
7	July	N/A	N/A	N/A	N/A	N/A	7.49	20.93	35.45	51.17	68.21
8	August	N/A	N/A	N/A	N/A	N/A	8.56	22.08	36.70	52.53	69.68
9	September	N/A	N/A	N/A	N/A	N/A	9.63	23.24	37.95	53.88	71.15
10	October	N/A	N/A	N/A	N/A	N/A	10.70	24.39	39.20	55.23	72.61
11	November	N/A	N/A	N/A	N/A	N/A	11.77	25.55	40.45	56.59	74.08
12	December	N/A	N/A	N/A	N/A	N/A	12.84	26.70	41.70	57.94	75.55
		SEWER COLLECTION					SEWER TREATMENT AND DISPOSAL				
		1997	1998	1999	2000	2001	1997	1998	1999	2000	2001
13	January	4.03	4.32	104.86	160.95	221.34	133.30	133.30	133.30	133.30	133.30
14	February	8.06	8.64	109.50	165.95	226.73	133.30	133.30	133.30	133.30	133.30
15	March	12.09	12.97	114.15	170.95	232.12	133.30	133.30	133.30	133.30	133.30
16	April	16.12	17.29	118.79	175.95	237.51	133.30	133.30	133.30	133.30	133.30
17	May	20.14	21.61	123.44	180.95	242.90	133.30	133.30	133.30	133.30	133.30
18	June	24.17	25.93	128.08	185.95	248.29	133.30	133.30	133.30	133.30	133.30
19	July	28.20	30.26	132.73	190.95	253.68	133.30	133.30	133.30	133.30	133.30
20	August	32.23	34.58	137.37	195.95	259.07	133.30	133.30	133.30	133.30	133.30
21	September	36.26	38.90	142.02	200.95	264.46	133.30	133.30	133.30	133.30	133.30
22	October	40.29	43.22	146.66	205.95	269.85	133.30	133.30	133.30	133.30	133.30
23	November	44.32	47.55	151.30	210.95	275.25	133.30	133.30	133.30	133.30	133.30
24	December	48.35	51.87	155.95	215.95	280.64	133.30	133.30	133.30	133.30	133.30

SOUTHERN STATES UTILITIES, INC.
SUMMARY OF REQUESTED WATER AND SEWER AFPI CHARGES EFFECTIVE JANUARY 1, 1997
ALTERNATIVE 2 (ATTACHMENT D) - RETAIN PRE-RATE CASE AFPI CHARGES WHERE SSU REQUESTED NO CHANGE
IMPLEMENT COMMISSION APPROVED AFPI CHARGES FOR ALL REMAINING

MARCO ISLAND
Collier County

Line No.	(1) DESCRIPTION	(2)	(3)	(4)	(5)	(6)	(7)	(8)	(9)	(10)	(11)
		WATER TREATMENT PLANT					WATER TRANSMISSION / DISTRIBUTION				
		1997	1998	1999	2000	2001	1997	1998	1999	2000	2001
1	January	7.68	100.53	201.48	311.37	431.12	2.51	32.87	65.73	101.35	140.01
2	February	15.36	108.88	210.57	321.27	441.92	5.02	35.59	68.67	104.55	143.49
3	March	23.04	117.23	219.66	331.18	452.73	7.54	38.31	71.62	107.75	146.96
4	April	30.73	125.58	228.75	341.08	463.53	10.05	41.02	74.57	110.95	150.44
5	May	38.41	133.93	237.84	350.99	474.33	12.56	43.74	77.52	114.15	153.91
6	June	46.09	142.29	246.93	360.89	485.14	15.07	46.46	80.47	117.35	157.38
7	July	53.77	150.64	256.02	370.80	495.94	17.59	49.18	83.41	120.55	160.86
8	August	61.45	158.99	265.11	380.70	506.74	20.10	51.90	86.36	123.74	164.33
9	September	69.13	167.34	274.20	390.60	517.55	22.61	54.62	89.31	126.94	167.80
10	October	76.82	175.69	283.29	400.51	528.35	25.12	57.34	92.26	130.14	171.28
11	November	84.50	184.04	292.38	410.41	539.15	27.64	60.06	95.21	133.34	174.75
12	December	92.18	192.39	301.47	420.32	549.95	30.15	62.78	98.15	136.54	178.23
		SEWER COLLECTION					SEWER TREATMENT AND DISPOSAL				
		1997	1998	1999	2000	2001	1997	1998	1999	2000	2001
13	January	N/A	N/A	N/A	N/A	N/A	1,300.00	1,300.00	1,300.00	1,300.00	1,300.00
14	February	N/A	N/A	N/A	N/A	N/A	1,300.00	1,300.00	1,300.00	1,300.00	1,300.00
15	March	N/A	N/A	N/A	N/A	N/A	1,300.00	1,300.00	1,300.00	1,300.00	1,300.00
16	April	N/A	N/A	N/A	N/A	N/A	1,300.00	1,300.00	1,300.00	1,300.00	1,300.00
17	May	N/A	N/A	N/A	N/A	N/A	1,300.00	1,300.00	1,300.00	1,300.00	1,300.00
18	June	N/A	N/A	N/A	N/A	N/A	1,300.00	1,300.00	1,300.00	1,300.00	1,300.00
19	July	N/A	N/A	N/A	N/A	N/A	1,300.00	1,300.00	1,300.00	1,300.00	1,300.00
20	August	N/A	N/A	N/A	N/A	N/A	1,300.00	1,300.00	1,300.00	1,300.00	1,300.00
21	September	N/A	N/A	N/A	N/A	N/A	1,300.00	1,300.00	1,300.00	1,300.00	1,300.00
22	October	N/A	N/A	N/A	N/A	N/A	1,300.00	1,300.00	1,300.00	1,300.00	1,300.00
23	November	N/A	N/A	N/A	N/A	N/A	1,300.00	1,300.00	1,300.00	1,300.00	1,300.00
24	December	N/A	N/A	N/A	N/A	N/A	1,300.00	1,300.00	1,300.00	1,300.00	1,300.00

SOUTHERN STATES UTILITIES, INC.
SUMMARY OF REQUESTED WATER AND SEWER AFPI CHARGES EFFECTIVE JANUARY 1, 1997
ALTERNATIVE 2 (ATTACHMENT D) - RETAIN PRE-RATE CASE AFPI CHARGES WHERE SSU REQUESTED NO CHANGE
IMPLEMENT COMMISSION APPROVED AFPI CHARGES FOR ALL REMAINING

MARCO SHORES
Collier County

Line No.	(1) DESCRIPTION	(2)	(3)	(4)	(5)	(6)	(7)	(8)	(9)	(10)	(11)
		WATER TREATMENT PLANT					WATER TRANSMISSION / DISTRIBUTION				
		1997	1998	1999	2000	2001	1997	1998	1999	2000	2001
1	January	284.99	284.99	284.99	284.99	284.99	N/A	N/A	N/A	N/A	N/A
2	February	284.99	284.99	284.99	284.99	284.99	N/A	N/A	N/A	N/A	N/A
3	March	284.99	284.99	284.99	284.99	284.99	N/A	N/A	N/A	N/A	N/A
4	April	284.99	284.99	284.99	284.99	284.99	N/A	N/A	N/A	N/A	N/A
5	May	284.99	284.99	284.99	284.99	284.99	N/A	N/A	N/A	N/A	N/A
6	June	284.99	284.99	284.99	284.99	284.99	N/A	N/A	N/A	N/A	N/A
7	July	284.99	284.99	284.99	284.99	284.99	N/A	N/A	N/A	N/A	N/A
8	August	284.99	284.99	284.99	284.99	284.99	N/A	N/A	N/A	N/A	N/A
9	September	284.99	284.99	284.99	284.99	284.99	N/A	N/A	N/A	N/A	N/A
10	October	284.99	284.99	284.99	284.99	284.99	N/A	N/A	N/A	N/A	N/A
11	November	284.99	284.99	284.99	284.99	284.99	N/A	N/A	N/A	N/A	N/A
12	December	284.99	284.99	284.99	284.99	284.99	N/A	N/A	N/A	N/A	N/A
		SEWER COLLECTION					SEWER TREATMENT AND DISPOSAL				
		1997	1998	1999	2000	2001	1997	1998	1999	2000	2001
13	January	1.62	1.72	41.92	64.06	87.69	134.93	134.93	134.93	134.93	134.93
14	February	3.24	3.44	43.76	66.02	89.78	134.93	134.93	134.93	134.93	134.93
15	March	4.86	5.16	45.59	67.98	91.88	134.93	134.93	134.93	134.93	134.93
16	April	6.48	6.88	47.43	69.94	93.97	134.93	134.93	134.93	134.93	134.93
17	May	8.10	8.60	49.26	71.89	96.06	134.93	134.93	134.93	134.93	134.93
18	June	9.72	10.33	51.09	73.85	98.15	134.93	134.93	134.93	134.93	134.93
19	July	11.34	12.05	52.93	75.81	100.25	134.93	134.93	134.93	134.93	134.93
20	August	12.96	13.77	54.76	77.77	102.34	134.93	134.93	134.93	134.93	134.93
21	September	14.58	15.49	56.60	79.73	104.43	134.93	134.93	134.93	134.93	134.93
22	October	16.20	17.21	58.43	81.68	106.52	134.93	134.93	134.93	134.93	134.93
23	November	17.82	18.93	60.27	83.64	108.62	134.93	134.93	134.93	134.93	134.93
24	December	19.43	20.65	62.10	85.60	110.71	134.93	134.93	134.93	134.93	134.93

SOUTHERN STATES UTILITIES, INC.
SUMMARY OF REQUESTED WATER AND SEWER AFPI CHARGES EFFECTIVE JANUARY 1, 1997
ALTERNATIVE 2 (ATTACHMENT D) - RETAIN PRE-RATE CASE AFPI CHARGES WHERE SSU REQUESTED NO CHANGE
IMPLEMENT COMMISSION APPROVED AFPI CHARGES FOR ALL REMAINING

MARION OAKS
Marion County

Line No.	(1) DESCRIPTION	(2) WATER TREATMENT PLANT					(7) WATER TRANSMISSION / DISTRIBUTION				
		(3) 1997	(3) 1998	(3) 1999	(3) 2000	(3) 2001	(7) 1997	(7) 1998	(7) 1999	(7) 2000	(7) 2001
1	January	81.60	81.60	81.60	81.60	81.60	568.94	568.94	568.94	568.94	568.94
2	February	81.60	81.60	81.60	81.60	81.60	568.94	568.94	568.94	568.94	568.94
3	March	81.60	81.60	81.60	81.60	81.60	568.94	568.94	568.94	568.94	568.94
4	April	81.60	81.60	81.60	81.60	81.60	568.94	568.94	568.94	568.94	568.94
5	May	81.60	81.60	81.60	81.60	81.60	568.94	568.94	568.94	568.94	568.94
6	June	81.60	81.60	81.60	81.60	81.60	568.94	568.94	568.94	568.94	568.94
7	July	81.60	81.60	81.60	81.60	81.60	568.94	568.94	568.94	568.94	568.94
8	August	81.60	81.60	81.60	81.60	81.60	568.94	568.94	568.94	568.94	568.94
9	September	81.60	81.60	81.60	81.60	81.60	568.94	568.94	568.94	568.94	568.94
10	October	81.60	81.60	81.60	81.60	81.60	568.94	568.94	568.94	568.94	568.94
11	November	81.60	81.60	81.60	81.60	81.60	568.94	568.94	568.94	568.94	568.94
12	December	81.60	81.60	81.60	81.60	81.60	568.94	568.94	568.94	568.94	568.94
		(4) SEWER COLLECTION					(8) SEWER TREATMENT AND DISPOSAL				
13	January	948.41	948.41	948.41	948.41	948.41	6.45	6.90	167.59	256.92	352.92
14	February	948.41	948.41	948.41	948.41	948.41	12.90	13.80	174.99	264.87	361.48
15	March	948.41	948.41	948.41	948.41	948.41	19.34	20.70	182.39	272.82	370.03
16	April	948.41	948.41	948.41	948.41	948.41	25.79	27.61	189.79	280.77	378.58
17	May	948.41	948.41	948.41	948.41	948.41	32.24	34.51	197.18	288.72	387.13
18	June	948.41	948.41	948.41	948.41	948.41	38.69	41.41	204.58	296.67	395.69
19	July	948.41	948.41	948.41	948.41	948.41	45.13	48.31	211.98	304.62	404.24
20	August	948.41	948.41	948.41	948.41	948.41	51.58	55.21	219.38	312.57	412.79
21	September	948.41	948.41	948.41	948.41	948.41	58.03	62.11	226.78	320.52	421.35
22	October	948.41	948.41	948.41	948.41	948.41	64.48	69.02	234.18	328.47	429.90
23	November	948.41	948.41	948.41	948.41	948.41	70.92	75.92	241.58	336.42	438.45
24	December	948.41	948.41	948.41	948.41	948.41	77.37	82.82	248.97	344.37	447.01

13500

SOUTHERN STATES UTILITIES, INC.
SUMMARY OF REQUESTED WATER AND SEWER AFPI CHARGES EFFECTIVE JANUARY 1, 1997
ALTERNATIVE 2 (ATTACHMENT D) - RETAIN PRE-RATE CASE AFPI CHARGES WHERE SSU REQUESTED NO CHANGE
IMPLEMENT COMMISSION APPROVED AFPI CHARGES FOR ALL REMAINING

MEREDITH MANOR
Seminole County

Line No.	(1) DESCRIPTION	(2)	(3)	(4)	(5)	(6)	(7)	(8)	(9)	(10)	(11)
		WATER TREATMENT PLANT					WATER TRANSMISSION / DISTRIBUTION				
		1997	1998	1999	2000	2001	1997	1998	1999	2000	2001
1	January	0.41	5.37	10.69	16.41	22.57	4.96	64.89	129.99	200.76	277.78
2	February	0.82	5.81	11.16	16.92	23.12	9.92	70.27	135.84	207.13	284.72
3	March	1.23	6.25	11.63	17.43	23.67	14.88	75.66	141.70	213.50	291.65
4	April	1.64	6.69	12.11	17.94	24.22	19.83	81.05	147.55	219.87	298.59
5	May	2.05	7.13	12.58	18.45	24.77	24.79	86.43	153.41	226.24	305.53
6	June	2.46	7.57	13.06	18.96	25.32	29.75	91.82	159.26	232.61	312.47
7	July	2.87	8.01	13.53	19.47	25.87	34.71	97.20	165.12	238.99	319.40
8	August	3.28	8.45	14.00	19.98	26.42	39.67	102.59	170.97	245.36	326.34
9	September	3.70	8.89	14.48	20.49	26.97	44.63	107.97	176.82	251.73	333.28
10	October	4.11	9.33	14.95	21.00	27.52	49.59	113.36	182.68	258.10	340.22
11	November	4.52	9.77	15.42	21.51	28.07	54.54	118.75	188.53	264.47	347.15
12	December	4.93	10.21	15.90	22.02	28.62	59.50	124.13	194.39	270.84	354.09
		SEWER COLLECTION					SEWER TREATMENT AND DISPOSAL				
		1997	1998	1999	2000	2001	1997	1998	1999	2000	2001
13	January	10.74	11.47	278.83	427.04	585.94	N/A	N/A	N/A	N/A	N/A
14	February	21.48	22.94	291.10	440.20	600.07	N/A	N/A	N/A	N/A	N/A
15	March	32.22	34.42	303.38	453.36	614.20	N/A	N/A	N/A	N/A	N/A
16	April	42.96	45.89	315.66	466.52	628.33	N/A	N/A	N/A	N/A	N/A
17	May	53.70	57.36	327.93	479.68	642.47	N/A	N/A	N/A	N/A	N/A
18	June	64.44	68.83	340.21	492.84	656.60	N/A	N/A	N/A	N/A	N/A
19	July	75.18	80.30	352.49	506.00	670.73	N/A	N/A	N/A	N/A	N/A
20	August	85.92	91.77	364.77	519.17	684.86	N/A	N/A	N/A	N/A	N/A
21	September	96.67	103.25	377.04	532.33	698.99	N/A	N/A	N/A	N/A	N/A
22	October	107.41	114.72	389.32	545.49	713.12	N/A	N/A	N/A	N/A	N/A
23	November	118.15	126.19	401.60	558.65	727.25	N/A	N/A	N/A	N/A	N/A
24	December	128.89	137.66	413.88	571.81	741.38	N/A	N/A	N/A	N/A	N/A

13501

SOUTHERN STATES UTILITIES, INC.
SUMMARY OF REQUESTED WATER AND SEWER AFPI CHARGES EFFECTIVE JANUARY 1, 1997
ALTERNATIVE 2 (ATTACHMENT D) - RETAIN PRE-RATE CASE AFPI CHARGES WHERE SSU REQUESTED NO CHANGE
IMPLEMENT COMMISSION APPROVED AFPI CHARGES FOR ALL REMAINING

MORNINGVIEW
Lake County

Line No.	(1) DESCRIPTION	(2)	(3)	(4)	(5)	(6)	(7)	(8)	(9)	(10)	(11)
		WATER TREATMENT PLANT					WATER TRANSMISSION / DISTRIBUTION				
		1997	1998	1999	2000	2001	1997	1998	1999	2000	2001
1	January	N/A	N/A	N/A	N/A	N/A	1.43	18.72	37.33	57.44	79.17
2	February	N/A	N/A	N/A	N/A	N/A	2.86	20.26	39.00	59.24	81.11
3	March	N/A	N/A	N/A	N/A	N/A	4.29	21.80	40.66	61.04	83.06
4	April	N/A	N/A	N/A	N/A	N/A	5.72	23.34	42.33	62.83	85.00
5	May	N/A	N/A	N/A	N/A	N/A	7.16	24.88	43.99	64.63	86.95
6	June	N/A	N/A	N/A	N/A	N/A	8.59	26.42	45.65	66.43	88.89
7	July	N/A	N/A	N/A	N/A	N/A	10.02	27.96	47.32	68.23	90.84
8	August	N/A	N/A	N/A	N/A	N/A	11.45	29.50	48.98	70.03	92.78
9	September	N/A	N/A	N/A	N/A	N/A	12.88	31.04	50.65	71.83	94.73
10	October	N/A	N/A	N/A	N/A	N/A	14.31	32.59	52.31	73.62	96.67
11	November	N/A	N/A	N/A	N/A	N/A	15.74	34.13	53.98	75.42	98.62
12	December	N/A	N/A	N/A	N/A	N/A	17.17	35.67	55.64	77.22	100.56
		SEWER COLLECTION					SEWER TREATMENT AND DISPOSAL				
		1997	1998	1999	2000	2001	1997	1998	1999	2000	2001
13	January	10.76	11.35	277.36	422.00	575.21	1.18	1.24	30.32	46.17	62.98
14	February	21.53	22.70	289.35	434.70	588.69	2.35	2.48	31.63	47.57	64.46
15	March	32.29	34.05	301.35	447.40	602.17	3.53	3.72	32.95	48.96	65.94
16	April	43.06	45.40	313.34	460.10	615.65	4.70	4.97	34.26	50.35	67.42
17	May	53.82	56.75	325.34	472.81	629.13	5.88	6.21	35.58	51.75	68.90
18	June	64.58	68.10	337.33	485.51	642.61	7.05	7.45	36.89	53.14	70.39
19	July	75.35	79.45	349.32	498.21	656.09	8.23	8.69	38.21	54.53	71.87
20	August	86.11	90.80	361.32	510.92	669.57	9.41	9.93	39.52	55.93	73.35
21	September	96.87	102.15	373.31	523.62	683.06	10.58	11.17	40.84	57.32	74.83
22	October	107.64	113.50	385.30	536.32	696.54	11.76	12.41	42.15	58.71	76.31
23	November	118.40	124.85	397.30	549.03	710.02	12.93	13.66	43.46	60.11	77.79
24	December	129.17	136.20	409.29	561.73	723.50	14.11	14.90	44.78	61.50	79.27

13502

SOUTHERN STATES UTILITIES, INC.
SUMMARY OF REQUESTED WATER AND SEWER AFPI CHARGES EFFECTIVE JANUARY 1, 1997
ALTERNATIVE 2 (ATTACHMENT D) - RETAIN PRE-RATE CASE AFPI CHARGES WHERE SSU REQUESTED NO CHANGE
IMPLEMENT COMMISSION APPROVED AFPI CHARGES FOR ALL REMAINING

OAK FOREST
Citrus County

Line No.	(1) DESCRIPTION	(2)	(3)	(4)	(5)	(6)	(7)	(8)	(9)	(10)	(11)
WATER TREATMENT PLANT						WATER TRANSMISSION / DISTRIBUTION					
		1997	1998	1999	2000	2001	1997	1998	1999	2000	2001
1	January	N/A	N/A	N/A	N/A	N/A	0.76	9.89	19.59	29.88	40.87
2	February	N/A	N/A	N/A	N/A	N/A	1.51	10.70	20.44	30.80	41.84
3	March	N/A	N/A	N/A	N/A	N/A	2.27	11.50	21.29	31.71	42.81
4	April	N/A	N/A	N/A	N/A	N/A	3.03	12.30	22.15	32.62	43.79
5	May	N/A	N/A	N/A	N/A	N/A	3.79	13.11	23.00	33.53	44.76
6	June	N/A	N/A	N/A	N/A	N/A	4.54	13.91	23.85	34.44	45.73
7	July	N/A	N/A	N/A	N/A	N/A	5.30	14.71	24.71	35.35	46.70
8	August	N/A	N/A	N/A	N/A	N/A	6.06	15.52	25.56	36.26	47.67
9	September	N/A	N/A	N/A	N/A	N/A	6.82	16.32	26.41	37.17	48.64
10	October	N/A	N/A	N/A	N/A	N/A	7.57	17.13	27.27	38.08	49.62
11	November	N/A	N/A	N/A	N/A	N/A	8.33	17.93	28.12	38.99	50.59
12	December	N/A	N/A	N/A	N/A	N/A	9.09	18.73	28.97	39.90	51.56
SEWER COLLECTION						SEWER TREATMENT AND DISPOSAL					
		1997	1998	1999	2000	2001	1997	1998	1999	2000	2001
13	January	N/A	N/A	N/A	N/A	N/A	N/A	N/A	N/A	N/A	N/A
14	February	N/A	N/A	N/A	N/A	N/A	N/A	N/A	N/A	N/A	N/A
15	March	N/A	N/A	N/A	N/A	N/A	N/A	N/A	N/A	N/A	N/A
16	April	N/A	N/A	N/A	N/A	N/A	N/A	N/A	N/A	N/A	N/A
17	May	N/A	N/A	N/A	N/A	N/A	N/A	N/A	N/A	N/A	N/A
18	June	N/A	N/A	N/A	N/A	N/A	N/A	N/A	N/A	N/A	N/A
19	July	N/A	N/A	N/A	N/A	N/A	N/A	N/A	N/A	N/A	N/A
20	August	N/A	N/A	N/A	N/A	N/A	N/A	N/A	N/A	N/A	N/A
21	September	N/A	N/A	N/A	N/A	N/A	N/A	N/A	N/A	N/A	N/A
22	October	N/A	N/A	N/A	N/A	N/A	N/A	N/A	N/A	N/A	N/A
23	November	N/A	N/A	N/A	N/A	N/A	N/A	N/A	N/A	N/A	N/A
24	December	N/A	N/A	N/A	N/A	N/A	N/A	N/A	N/A	N/A	N/A

13503

SOUTHERN STATES UTILITIES, INC.
SUMMARY OF REQUESTED WATER AND SEWER AFPI CHARGES EFFECTIVE JANUARY 1, 1997
ALTERNATIVE 2 (ATTACHMENT D) - RETAIN PRE-RATE CASE AFPI CHARGES WHERE SSU REQUESTED NO CHANGE
IMPLEMENT COMMISSION APPROVED AFPI CHARGES FOR ALL REMAINING

PALISADES COUNTRY CLUB
Lake County

Line No.	(1) DESCRIPTION	(2) WATER TREATMENT PLANT					(7) WATER TRANSMISSION / DISTRIBUTION				
		(3) 1997	(3) 1998	(3) 1999	(3) 2000	(3) 2001	(7) 1997	(7) 1998	(7) 1999	(7) 2000	(7) 2001
1	January	N/A	N/A	N/A	N/A	N/A	244.90	244.90	244.90	244.90	244.90
2	February	N/A	N/A	N/A	N/A	N/A	244.90	244.90	244.90	244.90	244.90
3	March	N/A	N/A	N/A	N/A	N/A	244.90	244.90	244.90	244.90	244.90
4	April	N/A	N/A	N/A	N/A	N/A	244.90	244.90	244.90	244.90	244.90
5	May	N/A	N/A	N/A	N/A	N/A	244.90	244.90	244.90	244.90	244.90
6	June	N/A	N/A	N/A	N/A	N/A	244.90	244.90	244.90	244.90	244.90
7	July	N/A	N/A	N/A	N/A	N/A	244.90	244.90	244.90	244.90	244.90
8	August	N/A	N/A	N/A	N/A	N/A	244.90	244.90	244.90	244.90	244.90
9	September	N/A	N/A	N/A	N/A	N/A	244.90	244.90	244.90	244.90	244.90
10	October	N/A	N/A	N/A	N/A	N/A	244.90	244.90	244.90	244.90	244.90
11	November	N/A	N/A	N/A	N/A	N/A	244.90	244.90	244.90	244.90	244.90
12	December	N/A	N/A	N/A	N/A	N/A	244.90	244.90	244.90	244.90	244.90
		(2) SEWER COLLECTION					(7) SEWER TREATMENT AND DISPOSAL				
13	January	N/A	N/A	N/A	N/A	N/A	N/A	N/A	N/A	N/A	N/A
14	February	N/A	N/A	N/A	N/A	N/A	N/A	N/A	N/A	N/A	N/A
15	March	N/A	N/A	N/A	N/A	N/A	N/A	N/A	N/A	N/A	N/A
16	April	N/A	N/A	N/A	N/A	N/A	N/A	N/A	N/A	N/A	N/A
17	May	N/A	N/A	N/A	N/A	N/A	N/A	N/A	N/A	N/A	N/A
18	June	N/A	N/A	N/A	N/A	N/A	N/A	N/A	N/A	N/A	N/A
19	July	N/A	N/A	N/A	N/A	N/A	N/A	N/A	N/A	N/A	N/A
20	August	N/A	N/A	N/A	N/A	N/A	N/A	N/A	N/A	N/A	N/A
21	September	N/A	N/A	N/A	N/A	N/A	N/A	N/A	N/A	N/A	N/A
22	October	N/A	N/A	N/A	N/A	N/A	N/A	N/A	N/A	N/A	N/A
23	November	N/A	N/A	N/A	N/A	N/A	N/A	N/A	N/A	N/A	N/A
24	December	N/A	N/A	N/A	N/A	N/A	N/A	N/A	N/A	N/A	N/A

SOUTHERN STATES UTILITIES, INC.
SUMMARY OF REQUESTED WATER AND SEWER AFPI CHARGES EFFECTIVE JANUARY 1, 1997
ALTERNATIVE 2 (ATTACHMENT D) - RETAIN PRE-RATE CASE AFPI CHARGES WHERE SSU REQUESTED NO CHANGE
IMPLEMENT COMMISSION APPROVED AFPI CHARGES FOR ALL REMAINING

PALM PORT
Putnam County

Line No.	(1) DESCRIPTION	(2) WATER TREATMENT PLANT					(7) WATER TRANSMISSION / DISTRIBUTION				
		(3) 1997	(3) 1998	(3) 1999	(3) 2000	(3) 2001	(7) 1997	(7) 1998	(7) 1999	(7) 2000	(7) 2001
1	January	312.87	312.87	312.87	312.87	312.87	318.34	318.34	318.34	318.34	318.34
2	February	312.87	312.87	312.87	312.87	312.87	318.34	318.34	318.34	318.34	318.34
3	March	312.87	312.87	312.87	312.87	312.87	318.34	318.34	318.34	318.34	318.34
4	April	312.87	312.87	312.87	312.87	312.87	318.34	318.34	318.34	318.34	318.34
5	May	312.87	312.87	312.87	312.87	312.87	318.34	318.34	318.34	318.34	318.34
6	June	312.87	312.87	312.87	312.87	312.87	318.34	318.34	318.34	318.34	318.34
7	July	312.87	312.87	312.87	312.87	312.87	318.34	318.34	318.34	318.34	318.34
8	August	312.87	312.87	312.87	312.87	312.87	318.34	318.34	318.34	318.34	318.34
9	September	312.87	312.87	312.87	312.87	312.87	318.34	318.34	318.34	318.34	318.34
10	October	312.87	312.87	312.87	312.87	312.87	318.34	318.34	318.34	318.34	318.34
11	November	312.87	312.87	312.87	312.87	312.87	318.34	318.34	318.34	318.34	318.34
12	December	312.87	312.87	312.87	312.87	312.87	318.34	318.34	318.34	318.34	318.34
SEWER COLLECTION											
13	January	7.62	8.09	197.15	300.89	411.43	8.05	8.61	209.13	320.66	440.50
14	February	15.25	16.18	205.75	310.05	421.20	16.09	17.23	218.37	330.59	451.18
15	March	22.87	24.27	214.35	319.21	430.98	24.14	25.84	227.61	340.51	461.85
16	April	30.50	32.36	222.95	328.37	440.75	32.18	34.45	236.84	350.43	472.53
17	May	38.12	40.44	231.55	337.53	450.53	40.23	43.06	246.08	360.36	483.21
18	June	45.74	48.53	240.14	346.69	460.30	48.27	51.68	255.32	370.28	493.89
19	July	53.37	56.62	248.74	355.85	470.08	56.32	60.29	264.55	380.20	504.57
20	August	60.99	64.71	257.34	365.01	479.85	64.36	68.90	273.79	390.13	515.25
21	September	68.62	72.80	265.94	374.17	489.63	72.41	77.51	283.03	400.05	525.92
22	October	76.24	80.89	274.54	383.33	499.40	80.46	86.13	292.27	409.97	536.60
23	November	83.87	88.98	283.14	392.49	509.18	88.50	94.74	301.50	419.90	547.28
24	December	91.49	97.07	291.73	401.65	518.95	96.55	103.35	310.74	429.82	557.96
SEWER TREATMENT AND DISPOSAL											

13505

SOUTHERN STATES UTILITIES, INC.
SUMMARY OF REQUESTED WATER AND SEWER AFPI CHARGES EFFECTIVE JANUARY 1, 1997
ALTERNATIVE 2 (ATTACHMENT D) - RETAIN PRE-RATE CASE AFPI CHARGES WHERE SSU REQUESTED NO CHANGE
IMPLEMENT COMMISSION APPROVED AFPI CHARGES FOR ALL REMAINING

PALMS MOBILE HOME PARK
Lake County

Line No.	(1) DESCRIPTION	(2) WATER TREATMENT PLANT					(7) WATER TRANSMISSION / DISTRIBUTION				
		(3) 1997	(3) 1998	(3) 1999	(3) 2000	(3) 2001	(7) 1997	(7) 1998	(7) 1999	(7) 2000	(7) 2001
1	January	N/A	N/A	N/A	N/A	N/A	0.60	7.88	15.73	24.19	33.35
2	February	N/A	N/A	N/A	N/A	N/A	1.21	8.53	16.43	24.95	34.17
3	March	N/A	N/A	N/A	N/A	N/A	1.81	9.18	17.13	25.71	34.98
4	April	N/A	N/A	N/A	N/A	N/A	2.41	9.83	17.83	26.47	35.80
5	May	N/A	N/A	N/A	N/A	N/A	3.01	10.48	18.53	27.23	36.62
6	June	N/A	N/A	N/A	N/A	N/A	3.62	11.13	19.23	27.98	37.44
7	July	N/A	N/A	N/A	N/A	N/A	4.22	11.78	19.93	28.74	38.26
8	August	N/A	N/A	N/A	N/A	N/A	4.82	12.43	20.63	29.50	39.08
9	September	N/A	N/A	N/A	N/A	N/A	5.42	13.08	21.33	30.26	39.89
10	October	N/A	N/A	N/A	N/A	N/A	6.03	13.73	22.04	31.01	40.71
11	November	N/A	N/A	N/A	N/A	N/A	6.63	14.38	22.74	31.77	41.53
12	December	N/A	N/A	N/A	N/A	N/A	7.23	15.03	23.44	32.53	42.35
		(2) SEWER COLLECTION					(7) SEWER TREATMENT AND DISPOSAL				
13	January	N/A	N/A	N/A	N/A	N/A	N/A	N/A	N/A	N/A	N/A
14	February	N/A	N/A	N/A	N/A	N/A	N/A	N/A	N/A	N/A	N/A
15	March	N/A	N/A	N/A	N/A	N/A	N/A	N/A	N/A	N/A	N/A
16	April	N/A	N/A	N/A	N/A	N/A	N/A	N/A	N/A	N/A	N/A
17	May	N/A	N/A	N/A	N/A	N/A	N/A	N/A	N/A	N/A	N/A
18	June	N/A	N/A	N/A	N/A	N/A	N/A	N/A	N/A	N/A	N/A
19	July	N/A	N/A	N/A	N/A	N/A	N/A	N/A	N/A	N/A	N/A
20	August	N/A	N/A	N/A	N/A	N/A	N/A	N/A	N/A	N/A	N/A
21	September	N/A	N/A	N/A	N/A	N/A	N/A	N/A	N/A	N/A	N/A
22	October	N/A	N/A	N/A	N/A	N/A	N/A	N/A	N/A	N/A	N/A
23	November	N/A	N/A	N/A	N/A	N/A	N/A	N/A	N/A	N/A	N/A
24	December	N/A	N/A	N/A	N/A	N/A	N/A	N/A	N/A	N/A	N/A

13506

SOUTHERN STATES UTILITIES, INC.
SUMMARY OF REQUESTED WATER AND SEWER AFPI CHARGES EFFECTIVE JANUARY 1, 1997
ALTERNATIVE 2 (ATTACHMENT D) - RETAIN PRE-RATE CASE AFPI CHARGES WHERE SSU REQUESTED NO CHANGE
IMPLEMENT COMMISSION APPROVED AFPI CHARGES FOR ALL REMAINING

PALM TERRACE
Pasco County

Line No.	(1) DESCRIPTION	(2) WATER TREATMENT PLANT					(7) WATER TRANSMISSION / DISTRIBUTION				
		(3) 1997	(3) 1998	(3) 1999	(3) 2000	(3) 2001	(7) 1997	(7) 1998	(7) 1999	(7) 2000	(7) 2001
1	January	N/A	N/A	N/A	N/A	N/A	N/A	N/A	N/A	N/A	N/A
2	February	N/A	N/A	N/A	N/A	N/A	N/A	N/A	N/A	N/A	N/A
3	March	N/A	N/A	N/A	N/A	N/A	N/A	N/A	N/A	N/A	N/A
4	April	N/A	N/A	N/A	N/A	N/A	N/A	N/A	N/A	N/A	N/A
5	May	N/A	N/A	N/A	N/A	N/A	N/A	N/A	N/A	N/A	N/A
6	June	N/A	N/A	N/A	N/A	N/A	N/A	N/A	N/A	N/A	N/A
7	July	N/A	N/A	N/A	N/A	N/A	N/A	N/A	N/A	N/A	N/A
8	August	N/A	N/A	N/A	N/A	N/A	N/A	N/A	N/A	N/A	N/A
9	September	N/A	N/A	N/A	N/A	N/A	N/A	N/A	N/A	N/A	N/A
10	October	N/A	N/A	N/A	N/A	N/A	N/A	N/A	N/A	N/A	N/A
11	November	N/A	N/A	N/A	N/A	N/A	N/A	N/A	N/A	N/A	N/A
12	December	N/A	N/A	N/A	N/A	N/A	N/A	N/A	N/A	N/A	N/A
SEWER COLLECTION											
13	January	0.43	0.48	11.36	17.73	27.79	N/A	N/A	N/A	N/A	N/A
14	February	0.86	0.95	11.89	18.31	25.43	N/A	N/A	N/A	N/A	N/A
15	March	1.28	1.43	12.41	18.90	26.08	N/A	N/A	N/A	N/A	N/A
16	April	1.71	1.90	12.94	19.48	26.73	N/A	N/A	N/A	N/A	N/A
17	May	2.14	2.38	13.47	20.06	27.37	N/A	N/A	N/A	N/A	N/A
18	June	2.57	2.85	13.99	20.64	28.02	N/A	N/A	N/A	N/A	N/A
19	July	2.99	3.33	14.52	21.23	28.67	N/A	N/A	N/A	N/A	N/A
20	August	3.42	3.80	15.04	21.81	29.31	N/A	N/A	N/A	N/A	N/A
21	September	3.85	4.28	15.57	22.39	29.96	N/A	N/A	N/A	N/A	N/A
22	October	4.28	4.75	16.10	22.97	30.60	N/A	N/A	N/A	N/A	N/A
23	November	4.71	5.23	16.62	23.56	31.25	N/A	N/A	N/A	N/A	N/A
24	December	5.13	5.70	17.15	24.14	31.90	N/A	N/A	N/A	N/A	N/A
SEWER TREATMENT AND DISPOSAL											

13507

SOUTHERN STATES UTILITIES, INC.
SUMMARY OF REQUESTED WATER AND SEWER AFPI CHARGES EFFECTIVE JANUARY 1, 1997
ALTERNATIVE 2 (ATTACHMENT D) - RETAIN PRE-RATE CASE AFPI CHARGES WHERE SSU REQUESTED NO CHANGE
IMPLEMENT COMMISSION APPROVED AFPI CHARGES FOR ALL REMAINING

PINE RIDGE
Citrus County

Line No.	(1) DESCRIPTION	(2) WATER TREATMENT PLANT					(7) WATER TRANSMISSION / DISTRIBUTION				
		(3) 1997	(4) 1998	(5) 1999	(6) 2000	(8) 2001	(9) 1997	(10) 1998	(11) 1999	(12) 2000	(13) 2001
1	January	N/A	N/A	N/A	N/A	N/A	304.48	304.48	304.48	304.48	304.48
2	February	N/A	N/A	N/A	N/A	N/A	304.48	304.48	304.48	304.48	304.48
3	March	N/A	N/A	N/A	N/A	N/A	304.48	304.48	304.48	304.48	304.48
4	April	N/A	N/A	N/A	N/A	N/A	304.48	304.48	304.48	304.48	304.48
5	May	N/A	N/A	N/A	N/A	N/A	304.48	304.48	304.48	304.48	304.48
6	June	N/A	N/A	N/A	N/A	N/A	304.48	304.48	304.48	304.48	304.48
7	July	N/A	N/A	N/A	N/A	N/A	304.48	304.48	304.48	304.48	304.48
8	August	N/A	N/A	N/A	N/A	N/A	304.48	304.48	304.48	304.48	304.48
9	September	N/A	N/A	N/A	N/A	N/A	304.48	304.48	304.48	304.48	304.48
10	October	N/A	N/A	N/A	N/A	N/A	304.48	304.48	304.48	304.48	304.48
11	November	N/A	N/A	N/A	N/A	N/A	304.48	304.48	304.48	304.48	304.48
12	December	N/A	N/A	N/A	N/A	N/A	304.48	304.48	304.48	304.48	304.48
		SEWER COLLECTION					SEWER TREATMENT AND DISPOSAL				
13	January	N/A	N/A	N/A	N/A	N/A	N/A	N/A	N/A	N/A	N/A
14	February	N/A	N/A	N/A	N/A	N/A	N/A	N/A	N/A	N/A	N/A
15	March	N/A	N/A	N/A	N/A	N/A	N/A	N/A	N/A	N/A	N/A
16	April	N/A	N/A	N/A	N/A	N/A	N/A	N/A	N/A	N/A	N/A
17	May	N/A	N/A	N/A	N/A	N/A	N/A	N/A	N/A	N/A	N/A
18	June	N/A	N/A	N/A	N/A	N/A	N/A	N/A	N/A	N/A	N/A
19	July	N/A	N/A	N/A	N/A	N/A	N/A	N/A	N/A	N/A	N/A
20	August	N/A	N/A	N/A	N/A	N/A	N/A	N/A	N/A	N/A	N/A
21	September	N/A	N/A	N/A	N/A	N/A	N/A	N/A	N/A	N/A	N/A
22	October	N/A	N/A	N/A	N/A	N/A	N/A	N/A	N/A	N/A	N/A
23	November	N/A	N/A	N/A	N/A	N/A	N/A	N/A	N/A	N/A	N/A
24	December	N/A	N/A	N/A	N/A	N/A	N/A	N/A	N/A	N/A	N/A

SOUTHERN STATES UTILITIES, INC.
SUMMARY OF REQUESTED WATER AND SEWER AFPI CHARGES EFFECTIVE JANUARY 1, 1997
ALTERNATIVE 2 (ATTACHMENT D) - RETAIN PRE-RATE CASE AFPI CHARGES WHERE SSU REQUESTED NO CHANGE
IMPLEMENT COMMISSION APPROVED AFPI CHARGES FOR ALL REMAINING

13510

PINEY WOODS
Lake County

Line No.	(1) DESCRIPTION	(2) WATER TREATMENT PLANT					(7) WATER TRANSMISSION / DISTRIBUTION				
		(3) 1997	(3) 1998	(3) 1999	(3) 2000	(3) 2001	(7) 1997	(7) 1998	(7) 1999	(7) 2000	(7) 2001
1	January	N/A	N/A	N/A	N/A	N/A	3.82	49.99	100.20	154.88	214.45
2	February	N/A	N/A	N/A	N/A	N/A	7.64	54.14	104.73	159.80	219.82
3	March	N/A	N/A	N/A	N/A	N/A	11.46	58.29	109.25	164.73	225.20
4	April	N/A	N/A	N/A	N/A	N/A	15.28	62.45	113.77	169.66	230.57
5	May	N/A	N/A	N/A	N/A	N/A	19.10	66.60	118.29	174.59	235.94
6	June	N/A	N/A	N/A	N/A	N/A	22.92	70.76	122.82	179.51	241.31
7	July	N/A	N/A	N/A	N/A	N/A	26.73	74.91	127.34	184.44	246.69
8	August	N/A	N/A	N/A	N/A	N/A	30.55	79.07	131.86	189.37	252.06
9	September	N/A	N/A	N/A	N/A	N/A	34.37	83.22	136.38	194.30	257.43
10	October	N/A	N/A	N/A	N/A	N/A	38.19	87.37	140.90	199.22	262.80
11	November	N/A	N/A	N/A	N/A	N/A	42.01	91.53	145.43	204.15	268.18
12	December	N/A	N/A	N/A	N/A	N/A	45.83	95.68	149.95	209.08	273.55
		(4) SEWER COLLECTION					(8) SEWER TREATMENT AND DISPOSAL				
13	January	N/A	N/A	N/A	N/A	N/A	N/A	N/A	N/A	N/A	N/A
14	February	N/A	N/A	N/A	N/A	N/A	N/A	N/A	N/A	N/A	N/A
15	March	N/A	N/A	N/A	N/A	N/A	N/A	N/A	N/A	N/A	N/A
16	April	N/A	N/A	N/A	N/A	N/A	N/A	N/A	N/A	N/A	N/A
17	May	N/A	N/A	N/A	N/A	N/A	N/A	N/A	N/A	N/A	N/A
18	June	N/A	N/A	N/A	N/A	N/A	N/A	N/A	N/A	N/A	N/A
19	July	N/A	N/A	N/A	N/A	N/A	N/A	N/A	N/A	N/A	N/A
20	August	N/A	N/A	N/A	N/A	N/A	N/A	N/A	N/A	N/A	N/A
21	September	N/A	N/A	N/A	N/A	N/A	N/A	N/A	N/A	N/A	N/A
22	October	N/A	N/A	N/A	N/A	N/A	N/A	N/A	N/A	N/A	N/A
23	November	N/A	N/A	N/A	N/A	N/A	N/A	N/A	N/A	N/A	N/A
24	December	N/A	N/A	N/A	N/A	N/A	N/A	N/A	N/A	N/A	N/A

SOUTHERN STATES UTILITIES, INC.
SUMMARY OF REQUESTED WATER AND SEWER AFPI CHARGES EFFECTIVE JANUARY 1, 1997
ALTERNATIVE 2 (ATTACHMENT D) - RETAIN PRE-RATE CASE AFPI CHARGES WHERE SSU REQUESTED NO CHANGE
IMPLEMENT COMMISSION APPROVED AFPI CHARGES FOR ALL REMAINING

13511

POINT O' WOODS
Citrus County

Line No.	(1) DESCRIPTION	(2)	(3)	(4)	(5)	(6)	(7)	(8)	(9)	(10)	(11)
		WATER TREATMENT PLANT					WATER TRANSMISSION / DISTRIBUTION				
		1997	1998	1999	2000	2001	1997	1998	1999	2000	2001
1	January	N/A	N/A	N/A	N/A	N/A	56.56	56.56	56.56	56.56	56.56
2	February	N/A	N/A	N/A	N/A	N/A	56.56	56.56	56.56	56.56	56.56
3	March	N/A	N/A	N/A	N/A	N/A	56.56	56.56	56.56	56.56	56.56
4	April	N/A	N/A	N/A	N/A	N/A	56.56	56.56	56.56	56.56	56.56
5	May	N/A	N/A	N/A	N/A	N/A	56.56	56.56	56.56	56.56	56.56
6	June	N/A	N/A	N/A	N/A	N/A	56.56	56.56	56.56	56.56	56.56
7	July	N/A	N/A	N/A	N/A	N/A	56.56	56.56	56.56	56.56	56.56
8	August	N/A	N/A	N/A	N/A	N/A	56.56	56.56	56.56	56.56	56.56
9	September	N/A	N/A	N/A	N/A	N/A	56.56	56.56	56.56	56.56	56.56
10	October	N/A	N/A	N/A	N/A	N/A	56.56	56.56	56.56	56.56	56.56
11	November	N/A	N/A	N/A	N/A	N/A	56.56	56.56	56.56	56.56	56.56
12	December	N/A	N/A	N/A	N/A	N/A	56.56	56.56	56.56	56.56	56.56
		SEWER COLLECTION					SEWER TREATMENT AND DISPOSAL				
		1997	1998	1999	2000	2001	1997	1998	1999	2000	2001
13	January	11.37	12.25	296.64	456.29	628.82	305.82	305.82	305.82	305.82	305.82
14	February	22.74	24.50	309.85	470.57	644.27	305.82	305.82	305.82	305.82	305.82
15	March	34.11	36.75	323.07	484.85	659.72	305.82	305.82	305.82	305.82	305.82
16	April	45.48	49.00	336.28	499.13	675.17	305.82	305.82	305.82	305.82	305.82
17	May	56.85	61.24	349.50	513.41	690.62	305.82	305.82	305.82	305.82	305.82
18	June	68.22	73.49	362.71	527.69	706.07	305.82	305.82	305.82	305.82	305.82
19	July	79.59	85.74	375.93	541.97	721.52	305.82	305.82	305.82	305.82	305.82
20	August	90.96	97.99	389.15	556.25	736.97	305.82	305.82	305.82	305.82	305.82
21	September	102.33	110.24	402.36	570.53	752.42	305.82	305.82	305.82	305.82	305.82
22	October	113.69	122.49	415.58	584.81	767.87	305.82	305.82	305.82	305.82	305.82
23	November	125.06	134.74	428.79	599.09	783.32	305.82	305.82	305.82	305.82	305.82
24	December	136.43	146.99	442.01	613.37	798.77	305.82	305.82	305.82	305.82	305.82

SOUTHERN STATES UTILITIES, INC.
SUMMARY OF REQUESTED WATER AND SEWER AFPI CHARGES EFFECTIVE JANUARY 1, 1997
ALTERNATIVE 2 (ATTACHMENT D) - RETAIN PRE-RATE CASE AFPI CHARGES WHERE SSU REQUESTED NO CHANGE
IMPLEMENT COMMISSION APPROVED AFPI CHARGES FOR ALL REMAINING

POMONA PARK
Putnam County

Line No.	(1) DESCRIPTION	(2) WATER TREATMENT PLANT					(7) WATER TRANSMISSION / DISTRIBUTION				
		(3) 1997	(3) 1998	(3) 1999	(3) 2000	(3) 2001	(7) 1997	(7) 1998	(7) 1999	(7) 2000	(7) 2001
1	January	N/A	N/A	N/A	N/A	N/A	0.83	10.91	21.84	33.70	46.58
2	February	N/A	N/A	N/A	N/A	N/A	1.67	11.82	22.83	34.77	47.74
3	March	N/A	N/A	N/A	N/A	N/A	2.50	12.72	23.81	35.83	48.89
4	April	N/A	N/A	N/A	N/A	N/A	3.34	13.63	24.79	36.90	50.05
5	May	N/A	N/A	N/A	N/A	N/A	4.17	14.53	25.77	37.96	51.21
6	June	N/A	N/A	N/A	N/A	N/A	5.00	15.44	26.75	39.03	52.37
7	July	N/A	N/A	N/A	N/A	N/A	5.84	16.34	27.73	40.09	53.52
8	August	N/A	N/A	N/A	N/A	N/A	6.67	17.25	28.71	41.16	54.66
9	September	N/A	N/A	N/A	N/A	N/A	7.51	18.15	29.69	42.22	55.84
10	October	N/A	N/A	N/A	N/A	N/A	8.34	19.05	30.67	43.29	57.00
11	November	N/A	N/A	N/A	N/A	N/A	9.17	19.96	31.65	44.35	58.16
12	December	N/A	N/A	N/A	N/A	N/A	10.01	20.86	32.64	45.42	59.31
		(2) SEWER COLLECTION					(7) SEWER TREATMENT AND DISPOSAL				
		1997	1998	1999	2000	2001	1997	1998	1999	2000	2001
13	January	N/A	N/A	N/A	N/A	N/A	N/A	N/A	N/A	N/A	N/A
14	February	N/A	N/A	N/A	N/A	N/A	N/A	N/A	N/A	N/A	N/A
15	March	N/A	N/A	N/A	N/A	N/A	N/A	N/A	N/A	N/A	N/A
16	April	N/A	N/A	N/A	N/A	N/A	N/A	N/A	N/A	N/A	N/A
17	May	N/A	N/A	N/A	N/A	N/A	N/A	N/A	N/A	N/A	N/A
18	June	N/A	N/A	N/A	N/A	N/A	N/A	N/A	N/A	N/A	N/A
19	July	N/A	N/A	N/A	N/A	N/A	N/A	N/A	N/A	N/A	N/A
20	August	N/A	N/A	N/A	N/A	N/A	N/A	N/A	N/A	N/A	N/A
21	September	N/A	N/A	N/A	N/A	N/A	N/A	N/A	N/A	N/A	N/A
22	October	N/A	N/A	N/A	N/A	N/A	N/A	N/A	N/A	N/A	N/A
23	November	N/A	N/A	N/A	N/A	N/A	N/A	N/A	N/A	N/A	N/A
24	December	N/A	N/A	N/A	N/A	N/A	N/A	N/A	N/A	N/A	N/A

SOUTHERN STATES UTILITIES, INC.
SUMMARY OF REQUESTED WATER AND SEWER AFPI CHARGES EFFECTIVE JANUARY 1, 1997
ALTERNATIVE 2 (ATTACHMENT D) - RETAIN PRE-RATE CASE AFPI CHARGES WHERE SSU REQUESTED NO CHANGE
IMPLEMENT COMMISSION APPROVED AFPI CHARGES FOR ALL REMAINING

ROSEMONT/ROLLING GREEN
Citrus County

Line No.	(1) DESCRIPTION	(2) WATER TREATMENT PLANT					(7) WATER TRANSMISSION / DISTRIBUTION				
		(3) 1997	(3) 1998	(3) 1999	(3) 2000	(3) 2001	(7) 1997	(7) 1998	(7) 1999	(7) 2000	(7) 2001
1	January	N/A	N/A	N/A	N/A	N/A	3.82	50.01	100.22	154.87	214.38
2	February	N/A	N/A	N/A	N/A	N/A	7.64	54.17	104.74	159.79	219.75
3	March	N/A	N/A	N/A	N/A	N/A	11.46	58.32	109.26	164.72	225.11
4	April	N/A	N/A	N/A	N/A	N/A	15.29	62.47	113.78	169.64	230.47
5	May	N/A	N/A	N/A	N/A	N/A	19.11	66.63	118.30	174.56	235.83
6	June	N/A	N/A	N/A	N/A	N/A	22.93	70.78	122.83	179.48	241.20
7	July	N/A	N/A	N/A	N/A	N/A	26.75	74.93	127.35	184.41	246.56
8	August	N/A	N/A	N/A	N/A	N/A	30.57	79.09	131.87	189.33	251.92
9	September	N/A	N/A	N/A	N/A	N/A	34.39	83.24	136.39	194.25	257.29
10	October	N/A	N/A	N/A	N/A	N/A	38.22	87.39	140.91	199.17	262.65
11	November	N/A	N/A	N/A	N/A	N/A	42.04	91.55	145.95	204.10	268.01
12	December	N/A	N/A	N/A	N/A	N/A	45.86	95.70	149.95	209.02	273.37
		(2) SEWER COLLECTION					(7) SEWER TREATMENT AND DISPOSAL				
13	January	N/A	N/A	N/A	N/A	N/A	N/A	N/A	N/A	N/A	N/A
14	February	N/A	N/A	N/A	N/A	N/A	N/A	N/A	N/A	N/A	N/A
15	March	N/A	N/A	N/A	N/A	N/A	N/A	N/A	N/A	N/A	N/A
16	April	N/A	N/A	N/A	N/A	N/A	N/A	N/A	N/A	N/A	N/A
17	May	N/A	N/A	N/A	N/A	N/A	N/A	N/A	N/A	N/A	N/A
18	June	N/A	N/A	N/A	N/A	N/A	N/A	N/A	N/A	N/A	N/A
19	July	N/A	N/A	N/A	N/A	N/A	N/A	N/A	N/A	N/A	N/A
20	August	N/A	N/A	N/A	N/A	N/A	N/A	N/A	N/A	N/A	N/A
21	September	N/A	N/A	N/A	N/A	N/A	N/A	N/A	N/A	N/A	N/A
22	October	N/A	N/A	N/A	N/A	N/A	N/A	N/A	N/A	N/A	N/A
23	November	N/A	N/A	N/A	N/A	N/A	N/A	N/A	N/A	N/A	N/A
24	December	N/A	N/A	N/A	N/A	N/A	N/A	N/A	N/A	N/A	N/A

SOUTHERN STATES UTILITIES, INC.
SUMMARY OF REQUESTED WATER AND SEWER AFPI CHARGES EFFECTIVE JANUARY 1, 1997
ALTERNATIVE 2 (ATTACHMENT D) - RETAIN PRE-RATE CASE AFPI CHARGES WHERE SSU REQUESTED NO CHANGE
IMPLEMENT COMMISSION APPROVED AFPI CHARGES FOR ALL REMAINING

SALT SPRINGS
Marion County

Line No.	(1) DESCRIPTION	(2)	(3)	(4)	(5)	(6)	(7)	(8)	(9)	(10)	(11)
		WATER TREATMENT PLANT					WATER TRANSMISSION / DISTRIBUTION				
		1997	1998	1999	2000	2001	1997	1998	1999	2000	2001
1	January	N/A	N/A	N/A	N/A	N/A	5.74	75.12	150.44	232.27	321.27
2	February	N/A	N/A	N/A	N/A	N/A	11.48	81.35	157.21	239.63	329.29
3	March	N/A	N/A	N/A	N/A	N/A	17.22	87.58	163.98	246.99	337.30
4	April	N/A	N/A	N/A	N/A	N/A	22.96	93.82	170.75	254.36	345.32
5	May	N/A	N/A	N/A	N/A	N/A	28.70	100.05	177.51	261.72	353.33
6	June	N/A	N/A	N/A	N/A	N/A	34.45	106.28	184.28	269.08	361.35
7	July	N/A	N/A	N/A	N/A	N/A	40.19	112.51	191.05	276.44	369.36
8	August	N/A	N/A	N/A	N/A	N/A	45.93	118.74	197.82	283.81	377.38
9	September	N/A	N/A	N/A	N/A	N/A	51.67	124.97	204.59	291.17	385.39
10	October	N/A	N/A	N/A	N/A	N/A	57.41	131.20	211.36	298.53	393.41
11	November	N/A	N/A	N/A	N/A	N/A	63.15	137.43	218.13	305.90	401.42
12	December	N/A	N/A	N/A	N/A	N/A	68.89	143.67	224.90	313.26	409.44
		SEWER COLLECTION					SEWER TREATMENT AND DISPOSAL				
		1997	1998	1999	2000	2001	1997	1998	1999	2000	2001
13	January	7.76	8.32	201.93	309.96	426.24	5.78	6.13	149.45	228.15	312.03
14	February	15.52	16.65	210.87	319.58	436.62	11.56	12.27	155.97	235.10	319.46
15	March	23.28	24.97	219.82	329.21	447.00	17.33	18.40	162.49	242.05	326.88
16	April	31.03	33.29	228.76	338.84	457.38	23.11	24.53	169.02	249.00	334.30
17	May	38.79	41.62	237.71	348.47	467.76	28.89	30.66	175.54	255.95	341.73
18	June	46.55	49.94	246.65	358.09	478.14	34.67	36.80	182.06	262.91	349.15
19	July	54.31	58.26	255.60	367.72	488.51	40.44	42.93	188.58	269.86	356.57
20	August	62.07	66.59	264.55	377.35	498.89	46.22	49.06	195.11	276.81	364.00
21	September	69.83	74.91	273.49	386.98	509.27	52.00	55.19	201.63	283.76	371.42
22	October	77.59	83.23	282.44	396.60	519.65	57.78	61.33	208.15	290.71	378.85
23	November	85.34	91.55	291.38	406.23	530.03	63.55	67.46	214.68	297.66	386.27
24	December	93.10	99.88	300.33	415.86	540.41	69.33	73.59	221.20	304.61	393.69

SOUTHERN STATES UTILITIES, INC.
SUMMARY OF REQUESTED WATER AND SEWER AFPI CHARGES EFFECTIVE JANUARY 1, 1997
ALTERNATIVE 2 (ATTACHMENT D) - RETAIN PRE-RATE CASE AFPI CHARGES WHERE SSU REQUESTED NO CHANGE
IMPLEMENT COMMISSION APPROVED AFPI CHARGES FOR ALL REMAINING

SILVER LAKE OAKS
Putnam County

Line No.	(1) DESCRIPTION	(2) (3) (4) (5) (6) WATER TREATMENT PLANT					(7) (8) (9) (10) (11) WATER TRANSMISSION / DISTRIBUTION				
		1997	1998	1999	2000	2001	1997	1998	1999	2000	2001
1	January	1.59	20.74	41.21	63.15	86.66	13.09	171.33	343.14	529.87	700.00
2	February	3.17	22.43	43.03	65.10	88.75	26.19	185.55	358.59	546.67	700.00
3	March	4.76	24.13	44.84	67.04	90.85	39.28	199.76	374.04	563.48	700.00
4	April	6.35	25.82	46.66	68.99	92.94	52.37	213.98	389.49	580.28	700.00
5	May	7.93	27.52	48.48	70.94	95.03	65.47	228.19	404.93	597.08	700.00
6	June	9.52	29.22	50.30	72.89	97.12	78.56	242.41	420.38	613.88	700.00
7	July	11.11	30.91	52.11	74.83	99.21	91.65	256.62	435.83	630.69	700.00
8	August	12.69	32.61	53.93	76.78	101.30	104.75	270.84	451.28	647.49	700.00
9	September	14.28	34.30	55.75	78.73	103.40	117.84	285.05	466.72	664.29	700.00
10	October	15.87	36.00	57.57	80.68	105.49	130.93	299.27	482.17	681.09	700.00
11	November	17.45	37.69	59.38	82.62	107.58	144.03	313.48	497.62	697.90	700.00
12	December	19.04	39.39	61.20	84.57	109.67	157.12	327.70	513.07	700.00	700.00
SEWER COLLECTION											
13	January	2.92	3.15	76.26	117.23	161.45	17.56	18.81	456.51	700.19	962.15
14	February	5.85	6.30	79.65	120.89	165.40	35.11	37.61	476.69	721.89	985.51
15	March	8.77	9.44	83.04	124.55	169.36	52.67	56.42	496.88	743.58	1,008.87
16	April	11.70	12.59	86.44	128.21	173.32	70.22	75.22	517.06	765.27	1,032.23
17	May	14.62	15.74	89.83	131.87	177.28	87.78	94.03	537.24	786.96	1,055.59
18	June	17.55	18.89	93.22	135.53	181.23	105.33	112.83	557.42	808.65	1,078.95
19	July	20.47	22.03	96.61	139.19	185.19	122.89	131.64	577.60	830.34	1,102.31
20	August	23.40	25.18	100.00	142.85	189.15	140.45	150.44	597.78	852.03	1,125.67
21	September	26.32	28.33	103.39	146.51	193.10	158.00	169.25	617.96	873.73	1,149.03
22	October	29.25	31.48	106.79	150.17	197.06	175.56	188.05	638.14	895.42	1,172.39
23	November	32.17	34.63	110.18	153.83	201.02	193.11	206.86	658.32	917.11	1,195.75
24	December	35.09	37.77	113.57	157.49	204.97	210.67	225.66	678.50	938.80	1,219.11
SEWER TREATMENT AND DISPOSAL											

SOUTHERN STATES UTILITIES, INC.
SUMMARY OF REQUESTED WATER AND SEWER AFPI CHARGES EFFECTIVE JANUARY 1, 1997
ALTERNATIVE 2 (ATTACHMENT D) - RETAIN PRE-RATE CASE AFPI CHARGES WHERE SSU REQUESTED NO CHANGE
IMPLEMENT COMMISSION APPROVED AFPI CHARGES FOR ALL REMAINING

SOUTH FORTY
Marion County

Line No.	(1) DESCRIPTION	(2) WATER TREATMENT PLANT					(7) WATER TRANSMISSION / DISTRIBUTION				
		(3) 1997	(3) 1998	(3) 1999	(3) 2000	(3) 2001	(7) 1997	(7) 1998	(7) 1999	(7) 2000	(7) 2001
1	January	N/A	N/A	N/A	N/A	N/A	N/A	N/A	N/A	N/A	N/A
2	February	N/A	N/A	N/A	N/A	N/A	N/A	N/A	N/A	N/A	N/A
3	March	N/A	N/A	N/A	N/A	N/A	N/A	N/A	N/A	N/A	N/A
4	April	N/A	N/A	N/A	N/A	N/A	N/A	N/A	N/A	N/A	N/A
5	May	N/A	N/A	N/A	N/A	N/A	N/A	N/A	N/A	N/A	N/A
6	June	N/A	N/A	N/A	N/A	N/A	N/A	N/A	N/A	N/A	N/A
7	July	N/A	N/A	N/A	N/A	N/A	N/A	N/A	N/A	N/A	N/A
8	August	N/A	N/A	N/A	N/A	N/A	N/A	N/A	N/A	N/A	N/A
9	September	N/A	N/A	N/A	N/A	N/A	N/A	N/A	N/A	N/A	N/A
10	October	N/A	N/A	N/A	N/A	N/A	N/A	N/A	N/A	N/A	N/A
11	November	N/A	N/A	N/A	N/A	N/A	N/A	N/A	N/A	N/A	N/A
12	December	N/A	N/A	N/A	N/A	N/A	N/A	N/A	N/A	N/A	N/A
SEWER COLLECTION											
13	January	36.25	38.96	480.00	480.00	480.00	42.82	45.52	1,108.57	1,300.00	1,300.00
14	February	72.50	77.92	521.94	525.22	528.83	85.64	91.04	1,157.06	1,300.00	1,300.00
15	March	108.74	116.88	563.89	570.45	577.66	128.46	136.56	1,205.55	1,300.00	1,300.00
16	April	144.99	155.84	605.83	615.67	626.49	171.28	182.08	1,254.03	1,300.00	1,300.00
17	May	181.24	194.80	647.77	660.89	675.31	214.10	227.60	1,300.00	1,300.00	1,300.00
18	June	217.49	233.76	689.72	706.11	724.14	256.93	273.12	1,300.00	1,300.00	1,300.00
19	July	253.73	272.73	731.66	751.34	772.97	299.75	318.64	1,300.00	1,300.00	1,300.00
20	August	289.98	311.69	773.61	796.56	821.80	342.57	364.16	1,300.00	1,300.00	1,300.00
21	September	326.23	350.65	815.55	841.78	870.63	385.39	409.68	1,300.00	1,300.00	1,300.00
22	October	362.48	389.61	857.49	887.01	919.46	428.21	455.20	1,300.00	1,300.00	1,300.00
23	November	398.73	428.57	899.44	932.23	968.28	471.03	500.71	1,300.00	1,300.00	1,300.00
24	December	434.97	467.53	941.38	977.45	1,017.11	513.85	546.23	1,300.00	1,300.00	1,300.00
SEWER TREATMENT AND DISPOSAL											

SOUTHERN STATES UTILITIES, INC.
SUMMARY OF REQUESTED WATER AND SEWER AFPI CHARGES EFFECTIVE JANUARY 1, 1997
ALTERNATIVE 2 (ATTACHMENT D) - RETAIN PRE-RATE CASE AFPI CHARGES WHERE SSU REQUESTED NO CHANGE
IMPLEMENT COMMISSION APPROVED AFPI CHARGES FOR ALL REMAINING

SPRING GARDENS
Citrus County

Line No.	(1) DESCRIPTION	(2)	(3)	(4)	(5)	(6)	(7)	(8)	(9)	(10)	(11)
		WATER TREATMENT PLANT					WATER TRANSMISSION / DISTRIBUTION				
		1997	1998	1999	2000	2001	1997	1998	1999	2000	2001
1	January	N/A	N/A	N/A	N/A	N/A	0.78	10.23	20.36	31.27	43.02
2	February	N/A	N/A	N/A	N/A	N/A	1.56	11.07	21.27	32.24	44.07
3	March	N/A	N/A	N/A	N/A	N/A	2.35	11.91	22.17	33.22	45.12
4	April	N/A	N/A	N/A	N/A	N/A	3.13	12.75	23.07	34.19	46.17
5	May	N/A	N/A	N/A	N/A	N/A	3.91	13.58	23.98	35.16	47.22
6	June	N/A	N/A	N/A	N/A	N/A	4.69	14.42	24.88	36.13	48.27
7	July	N/A	N/A	N/A	N/A	N/A	5.48	15.26	25.78	37.11	49.32
8	August	N/A	N/A	N/A	N/A	N/A	6.26	16.10	26.69	38.08	50.37
9	September	N/A	N/A	N/A	N/A	N/A	7.04	16.94	27.59	39.05	51.42
10	October	N/A	N/A	N/A	N/A	N/A	7.82	17.78	28.49	40.02	52.47
11	November	N/A	N/A	N/A	N/A	N/A	8.60	18.62	29.39	41.00	53.51
12	December	N/A	N/A	N/A	N/A	N/A	9.39	19.46	30.30	41.97	54.56
		SEWER COLLECTION					SEWER TREATMENT AND DISPOSAL				
		1997	1998	1999	2000	2001	1997	1998	1999	2000	2001
13	January	2.45	2.59	63.20	96.19	131.17	N/A	N/A	N/A	N/A	N/A
14	February	4.90	5.17	65.93	99.09	134.25	N/A	N/A	N/A	N/A	N/A
15	March	7.35	7.76	68.67	101.99	137.33	N/A	N/A	N/A	N/A	N/A
16	April	9.81	10.35	71.40	104.89	140.41	N/A	N/A	N/A	N/A	N/A
17	May	12.26	12.93	74.14	107.79	143.49	N/A	N/A	N/A	N/A	N/A
18	June	14.71	15.52	76.88	110.69	146.57	N/A	N/A	N/A	N/A	N/A
19	July	17.16	18.11	79.61	113.59	149.65	N/A	N/A	N/A	N/A	N/A
20	August	19.61	20.70	82.35	116.49	152.73	N/A	N/A	N/A	N/A	N/A
21	September	22.06	23.28	85.08	119.39	155.81	N/A	N/A	N/A	N/A	N/A
22	October	24.51	25.87	87.82	122.29	158.90	N/A	N/A	N/A	N/A	N/A
23	November	26.96	28.46	90.56	125.19	161.98	N/A	N/A	N/A	N/A	N/A
24	December	29.42	31.04	93.29	128.09	165.06	N/A	N/A	N/A	N/A	N/A

SOUTHERN STATES UTILITIES, INC.
SUMMARY OF REQUESTED WATER AND SEWER AFPI CHARGES EFFECTIVE JANUARY 1, 1997
ALTERNATIVE 2 (ATTACHMENT D) - RETAIN PRE-RATE CASE AFPI CHARGES WHERE SSU REQUESTED NO CHANGE
IMPLEMENT COMMISSION APPROVED AFPI CHARGES FOR ALL REMAINING

ST. JOHNS HIGHLANDS
Putnam County

Line No.	(1) DESCRIPTION	(2) WATER TREATMENT PLANT					(7) WATER TRANSMISSION / DISTRIBUTION				
		(3) 1997	(3) 1998	(3) 1999	(3) 2000	(3) 2001	(7) 1997	(7) 1998	(7) 1999	(7) 2000	(7) 2001
1	January	N/A	N/A	N/A	N/A	N/A	0.57	7.49	14.98	23.11	31.91
2	February	N/A	N/A	N/A	N/A	N/A	1.15	8.11	15.65	23.84	32.70
3	March	N/A	N/A	N/A	N/A	N/A	1.72	8.73	16.33	24.56	33.49
4	April	N/A	N/A	N/A	N/A	N/A	2.29	9.35	17.00	25.29	34.29
5	May	N/A	N/A	N/A	N/A	N/A	2.86	9.97	17.67	26.02	35.08
6	June	N/A	N/A	N/A	N/A	N/A	3.44	10.59	18.34	26.75	35.87
7	July	N/A	N/A	N/A	N/A	N/A	4.01	11.21	19.02	27.48	36.66
8	August	N/A	N/A	N/A	N/A	N/A	4.58	11.83	19.69	28.21	37.45
9	September	N/A	N/A	N/A	N/A	N/A	5.15	12.45	20.36	28.93	38.24
10	October	N/A	N/A	N/A	N/A	N/A	5.73	13.07	21.03	29.66	39.03
11	November	N/A	N/A	N/A	N/A	N/A	6.30	13.69	21.71	30.39	39.82
12	December	N/A	N/A	N/A	N/A	N/A	6.87	14.31	22.38	31.12	40.62
		(2) SEWER COLLECTION					(7) SEWER TREATMENT AND DISPOSAL				
13	January	N/A	N/A	N/A	N/A	N/A	N/A	N/A	N/A	N/A	N/A
14	February	N/A	N/A	N/A	N/A	N/A	N/A	N/A	N/A	N/A	N/A
15	March	N/A	N/A	N/A	N/A	N/A	N/A	N/A	N/A	N/A	N/A
16	April	N/A	N/A	N/A	N/A	N/A	N/A	N/A	N/A	N/A	N/A
17	May	N/A	N/A	N/A	N/A	N/A	N/A	N/A	N/A	N/A	N/A
18	June	N/A	N/A	N/A	N/A	N/A	N/A	N/A	N/A	N/A	N/A
19	July	N/A	N/A	N/A	N/A	N/A	N/A	N/A	N/A	N/A	N/A
20	August	N/A	N/A	N/A	N/A	N/A	N/A	N/A	N/A	N/A	N/A
21	September	N/A	N/A	N/A	N/A	N/A	N/A	N/A	N/A	N/A	N/A
22	October	N/A	N/A	N/A	N/A	N/A	N/A	N/A	N/A	N/A	N/A
23	November	N/A	N/A	N/A	N/A	N/A	N/A	N/A	N/A	N/A	N/A
24	December	N/A	N/A	N/A	N/A	N/A	N/A	N/A	N/A	N/A	N/A

SOUTHERN STATES UTILITIES, INC.
 SUMMARY OF REQUESTED WATER AND SEWER AFPI CHARGES EFFECTIVE JANUARY 1, 1997
 ALTERNATIVE 2 (ATTACHMENT D) - RETAIN PRE-RATE CASE AFPI CHARGES WHERE SSU REQUESTED NO CHANGE
 IMPLEMENT COMMISSION APPROVED AFPI CHARGES FOR ALL REMAINING

STONE MOUNTAIN
 Lake County

Line No.	(1) DESCRIPTION	(2) WATER TREATMENT PLANT					(7) WATER TRANSMISSION / DISTRIBUTION				
		(3) 1997	(3) 1998	(3) 1999	(3) 2000	(3) 2001	(7) 1997	(7) 1998	(7) 1999	(7) 2000	(7) 2001
1	January	N/A	N/A	N/A	N/A	N/A	0.93	12.14	24.25	37.37	51.61
2	February	N/A	N/A	N/A	N/A	N/A	1.86	13.14	25.33	38.55	52.88
3	March	N/A	N/A	N/A	N/A	N/A	2.78	14.14	26.42	39.73	54.16
4	April	N/A	N/A	N/A	N/A	N/A	3.71	15.14	27.51	40.91	55.43
5	May	N/A	N/A	N/A	N/A	N/A	4.64	16.14	28.59	42.08	56.71
6	June	N/A	N/A	N/A	N/A	N/A	5.57	17.15	29.68	43.26	57.98
7	July	N/A	N/A	N/A	N/A	N/A	6.49	18.15	30.76	44.44	59.26
8	August	N/A	N/A	N/A	N/A	N/A	7.42	19.15	31.85	45.62	60.53
9	September	N/A	N/A	N/A	N/A	N/A	8.35	20.15	32.94	46.80	61.81
10	October	N/A	N/A	N/A	N/A	N/A	9.28	21.16	34.02	47.97	63.08
11	November	N/A	N/A	N/A	N/A	N/A	10.21	22.16	35.11	49.15	64.36
12	December	N/A	N/A	N/A	N/A	N/A	11.13	23.16	36.19	50.33	65.63
SEWER COLLECTION											
13	January	N/A	N/A	N/A	N/A	N/A	N/A	N/A	N/A	N/A	N/A
14	February	N/A	N/A	N/A	N/A	N/A	N/A	N/A	N/A	N/A	N/A
15	March	N/A	N/A	N/A	N/A	N/A	N/A	N/A	N/A	N/A	N/A
16	April	N/A	N/A	N/A	N/A	N/A	N/A	N/A	N/A	N/A	N/A
17	May	N/A	N/A	N/A	N/A	N/A	N/A	N/A	N/A	N/A	N/A
18	June	N/A	N/A	N/A	N/A	N/A	N/A	N/A	N/A	N/A	N/A
19	July	N/A	N/A	N/A	N/A	N/A	N/A	N/A	N/A	N/A	N/A
20	August	N/A	N/A	N/A	N/A	N/A	N/A	N/A	N/A	N/A	N/A
21	September	N/A	N/A	N/A	N/A	N/A	N/A	N/A	N/A	N/A	N/A
22	October	N/A	N/A	N/A	N/A	N/A	N/A	N/A	N/A	N/A	N/A
23	November	N/A	N/A	N/A	N/A	N/A	N/A	N/A	N/A	N/A	N/A
24	December	N/A	N/A	N/A	N/A	N/A	N/A	N/A	N/A	N/A	N/A
SEWER TREATMENT AND DISPOSAL											

SOUTHERN STATES UTILITIES, INC.
SUMMARY OF REQUESTED WATER AND SEWER AFPI CHARGES EFFECTIVE JANUARY 1, 1997
ALTERNATIVE 2 (ATTACHMENT D) - RETAIN PRE-RATE CASE AFPI CHARGES WHERE SSU REQUESTED NO CHANGE
IMPLEMENT COMMISSION APPROVED AFPI CHARGES FOR ALL REMAINING

SUGAR MILL
Volusia County

Line No.	(1) DESCRIPTION	(2) WATER TREATMENT PLANT					(7) WATER TRANSMISSION / DISTRIBUTION				
		(3) 1997	(3) 1998	(3) 1999	(3) 2000	(3) 2001	(7) 1997	(7) 1998	(7) 1999	(7) 2000	(7) 2001
1	January	241.42	241.42	241.42	241.42	241.42	0.22	2.86	5.70	8.76	12.05
2	February	241.42	241.42	241.42	241.42	241.42	0.44	3.10	5.96	9.04	12.35
3	March	241.42	241.42	241.42	241.42	241.42	0.66	3.33	6.21	9.31	12.64
4	April	241.42	241.42	241.42	241.42	241.42	0.88	3.57	6.46	9.58	12.93
5	May	241.42	241.42	241.42	241.42	241.42	1.09	3.80	6.72	9.85	13.23
6	June	241.42	241.42	241.42	241.42	241.42	1.31	4.04	6.97	10.13	13.52
7	July	241.42	241.42	241.42	241.42	241.42	1.53	4.27	7.22	10.40	13.81
8	August	241.42	241.42	241.42	241.42	241.42	1.75	4.51	7.48	10.67	14.11
9	September	241.42	241.42	241.42	241.42	241.42	1.97	4.74	7.73	10.94	14.40
10	October	241.42	241.42	241.42	241.42	241.42	2.19	4.98	7.99	11.22	14.70
11	November	241.42	241.42	241.42	241.42	241.42	2.41	5.21	8.24	11.49	14.99
12	December	241.42	241.42	241.42	241.42	241.42	2.63	5.45	8.49	11.76	15.28
		(2) SEWER COLLECTION					(7) SEWER TREATMENT AND DISPOSAL				
		1997	1998	1999	2000	2001	1997	1998	1999	2000	2001
13	January	11.59	151.14	296.58	453.75	623.88	453.98	453.98	453.98	453.98	453.98
14	February	23.18	163.18	309.58	467.83	639.14	453.98	453.98	453.98	453.98	453.98
15	March	34.78	175.22	322.59	481.91	654.40	453.98	453.98	453.98	453.98	453.98
16	April	46.37	187.26	335.60	495.99	669.66	453.98	453.98	453.98	453.98	453.98
17	May	57.96	199.30	348.61	510.07	684.92	453.98	453.98	453.98	453.98	453.98
18	June	69.55	211.34	361.62	524.15	700.18	453.98	453.98	453.98	453.98	453.98
19	July	81.14	223.37	374.63	538.23	715.44	453.98	453.98	453.98	453.98	453.98
20	August	92.74	235.41	387.64	552.31	730.70	453.98	453.98	453.98	453.98	453.98
21	September	104.33	247.45	400.65	566.38	745.96	453.98	453.98	453.98	453.98	453.98
22	October	115.92	259.49	413.65	580.46	761.22	453.98	453.98	453.98	453.98	453.98
23	November	127.51	271.53	426.66	594.54	776.48	453.98	453.98	453.98	453.98	453.98
24	December	139.10	283.57	439.67	608.62	791.74	453.98	453.98	453.98	453.98	453.98

SOUTHERN STATES UTILITIES, INC.
SUMMARY OF REQUESTED WATER AND SEWER AFPI CHARGES EFFECTIVE JANUARY 1, 1997
ALTERNATIVE 2 (ATTACHMENT D) - RETAIN PRE-RATE CASE AFPI CHARGES WHERE SSU REQUESTED NO CHANGE
IMPLEMENT COMMISSION APPROVED AFPI CHARGES FOR ALL REMAINING

SUGARMILL WOODS
Citrus County

Line No.	(1) DESCRIPTION	(2)	(3)	(4)	(5)	(6)	(7)	(8)	(9)	(10)	(11)
		WATER TREATMENT PLANT					WATER TRANSMISSION / DISTRIBUTION				
		1997	1998	1999	2000	2001	1997	1998	1999	2000	2001
1	January	1.98	25.89	51.70	79.58	109.73	253.94	253.94	253.94	253.94	253.94
2	February	3.96	28.03	54.00	82.08	112.44	253.94	253.94	253.94	253.94	253.94
3	March	5.94	30.17	56.31	84.57	115.14	253.94	253.94	253.94	253.94	253.94
4	April	7.92	32.30	58.62	87.07	117.84	253.94	253.94	253.94	253.94	253.94
5	May	9.90	34.44	60.93	89.56	120.55	253.94	253.94	253.94	253.94	253.94
6	June	11.86	36.57	63.24	92.06	123.25	253.94	253.94	253.94	253.94	253.94
7	July	13.86	38.71	65.55	94.55	125.95	253.94	253.94	253.94	253.94	253.94
8	August	15.84	40.84	67.85	97.05	128.65	253.94	253.94	253.94	253.94	253.94
9	September	17.82	42.98	70.16	99.54	131.36	253.94	253.94	253.94	253.94	253.94
10	October	19.80	45.12	72.47	102.04	134.06	253.94	253.94	253.94	253.94	253.94
11	November	21.78	47.25	74.78	104.53	136.76	253.94	253.94	253.94	253.94	253.94
12	December	23.76	49.39	77.09	107.03	139.47	253.94	253.94	253.94	253.94	253.94
		SEWER COLLECTION					SEWER TREATMENT AND DISPOSAL				
		1997	1998	1999	2000	2001	1997	1998	1999	2000	2001
13	January	5.13	5.60	134.95	208.95	289.81	142.48	142.48	142.48	142.48	142.48
14	February	10.27	11.21	141.07	215.64	297.12	142.48	142.48	142.48	142.48	142.48
15	March	15.40	16.81	147.19	222.33	304.43	142.48	142.48	142.48	142.48	142.48
16	April	20.53	22.41	153.31	229.01	311.74	142.48	142.48	142.48	142.48	142.48
17	May	25.67	28.01	159.43	235.70	319.05	142.48	142.48	142.48	142.48	142.48
18	June	30.80	33.62	165.55	242.38	326.36	142.48	142.48	142.48	142.48	142.48
19	July	35.93	39.22	171.67	249.07	333.67	142.48	142.48	142.48	142.48	142.48
20	August	41.07	44.82	177.79	255.76	340.98	142.48	142.48	142.48	142.48	142.48
21	September	46.20	50.42	183.91	262.44	348.29	142.48	142.48	142.48	142.48	142.48
22	October	51.33	56.03	190.03	269.13	355.60	142.48	142.48	142.48	142.48	142.48
23	November	56.46	61.63	196.15	275.81	362.92	142.48	142.48	142.48	142.48	142.48
24	December	61.60	67.23	202.27	282.50	370.23	142.48	142.48	142.48	142.48	142.48

SOUTHERN STATES UTILITIES, INC.
SUMMARY OF REQUESTED WATER AND SEWER AFPI CHARGES EFFECTIVE JANUARY 1, 1997
ALTERNATIVE 2 (ATTACHMENT D) - RETAIN PRE-RATE CASE AFPI CHARGES WHERE SSU REQUESTED NO CHANGE
IMPLEMENT COMMISSION APPROVED AFPI CHARGES FOR ALL REMAINING

SUNNY HILLS

Line No.	(1) DESCRIPTION	(2) WATER TREATMENT PLANT					(7) WATER TRANSMISSION / DISTRIBUTION				
		(3) 1997	(4) 1998	(5) 1999	(6) 2000	(8) 2001	(9) 1997	(10) 1998	(11) 1999	(12) 2000	(13) 2001
1	January	137.02	137.02	137.02	137.02	137.02	3.62	47.41	95.03	146.86	203.32
2	February	137.02	137.02	137.02	137.02	137.02	7.25	51.35	99.32	151.53	208.41
3	March	137.02	137.02	137.02	137.02	137.02	10.87	55.29	103.60	156.20	213.50
4	April	137.02	137.02	137.02	137.02	137.02	14.49	59.23	107.89	160.87	218.59
5	May	137.02	137.02	137.02	137.02	137.02	18.11	63.17	112.18	165.54	223.68
6	June	137.02	137.02	137.02	137.02	137.02	21.74	67.11	116.47	170.21	228.77
7	July	137.02	137.02	137.02	137.02	137.02	25.36	71.04	120.76	174.88	233.86
8	August	137.02	137.02	137.02	137.02	137.02	28.98	74.98	125.04	179.55	238.95
9	September	137.02	137.02	137.02	137.02	137.02	32.60	78.92	129.33	184.22	244.03
10	October	137.02	137.02	137.02	137.02	137.02	36.23	82.86	133.62	188.89	249.12
11	November	137.02	137.02	137.02	137.02	137.02	39.85	86.80	137.91	193.56	254.21
12	December	137.02	137.02	137.02	137.02	137.02	43.47	90.74	142.19	198.23	259.30
SEWER COLLECTION											
13	January	398.40	398.40	398.40	398.40	398.40	534.26	534.26	534.26	534.26	534.26
14	February	398.40	398.40	398.40	398.40	398.40	534.26	534.26	534.26	534.26	534.26
15	March	398.40	398.40	398.40	398.40	398.40	534.26	534.26	534.26	534.26	534.26
16	April	398.40	398.40	398.40	398.40	398.40	534.26	534.26	534.26	534.26	534.26
17	May	398.40	398.40	398.40	398.40	398.40	534.26	534.26	534.26	534.26	534.26
18	June	398.40	398.40	398.40	398.40	398.40	534.26	534.26	534.26	534.26	534.26
19	July	398.40	398.40	398.40	398.40	398.40	534.26	534.26	534.26	534.26	534.26
20	August	398.40	398.40	398.40	398.40	398.40	534.26	534.26	534.26	534.26	534.26
21	September	398.40	398.40	398.40	398.40	398.40	534.26	534.26	534.26	534.26	534.26
22	October	398.40	398.40	398.40	398.40	398.40	534.26	534.26	534.26	534.26	534.26
23	November	398.40	398.40	398.40	398.40	398.40	534.26	534.26	534.26	534.26	534.26
24	December	398.40	398.40	398.40	398.40	398.40	534.26	534.26	534.26	534.26	534.26
SEWER TREATMENT AND DISPOSAL											

SOUTHERN STATES UTILITIES, INC.
SUMMARY OF REQUESTED WATER AND SEWER AFPI CHARGES EFFECTIVE JANUARY 1, 1997
ALTERNATIVE 2 (ATTACHMENT D) - RETAIN PRE-RATE CASE AFPI CHARGES WHERE SSU REQUESTED NO CHANGE
IMPLEMENT COMMISSION APPROVED AFPI CHARGES FOR ALL REMAINING

SUNSHINE PARKWAY

Line No.	(1) DESCRIPTION	(2) WATER TREATMENT PLANT					(7) WATER TRANSMISSION / DISTRIBUTION				
		(3) 1997	(4) 1998	(5) 1999	(6) 2000	(8) 2001	(9) 1997	(10) 1998	(11) 1999	(12) 2000	(13) 2001
1	January	0.79	10.25	20.28	30.91	42.21	31.39	410.61	700.00	700.00	700.00
2	February	1.57	11.08	21.16	31.84	43.20	62.79	444.51	700.00	700.00	700.00
3	March	2.36	11.92	22.04	32.78	44.20	94.18	478.41	700.00	700.00	700.00
4	April	3.14	12.75	22.92	33.72	45.20	125.57	512.31	700.00	700.00	700.00
5	May	3.93	13.58	23.80	34.65	46.19	156.96	546.20	700.00	700.00	700.00
6	June	4.71	14.41	24.68	35.59	47.19	188.36	580.10	700.00	700.00	700.00
7	July	5.50	15.24	25.56	36.53	48.19	219.75	614.00	700.00	700.00	700.00
8	August	6.28	16.07	26.45	37.46	49.18	251.14	647.90	700.00	700.00	700.00
9	September	7.07	16.90	27.33	38.40	50.18	282.53	681.80	700.00	700.00	700.00
10	October	7.85	17.74	28.21	39.34	51.18	313.93	700.00	700.00	700.00	700.00
11	November	8.64	18.57	29.09	40.27	52.17	345.32	700.00	700.00	700.00	700.00
12	December	9.42	19.40	29.97	41.21	53.17	376.71	700.00	700.00	700.00	700.00
SEWER COLLECTION											
13	January	53.98	57.88	1,300.00	1,300.00	1,300.00	48.76	51.85	1,262.49	1,300.00	1,300.00
14	February	107.96	115.77	1,300.00	1,300.00	1,300.00	97.52	103.69	1,300.00	1,300.00	1,300.00
15	March	161.94	173.65	1,300.00	1,300.00	1,300.00	146.28	155.54	1,300.00	1,300.00	1,300.00
16	April	215.92	231.54	1,300.00	1,300.00	1,300.00	195.04	207.38	1,300.00	1,300.00	1,300.00
17	May	269.89	289.42	1,300.00	1,300.00	1,300.00	243.79	259.23	1,300.00	1,300.00	1,300.00
18	June	323.87	347.31	1,300.00	1,300.00	1,300.00	292.55	311.07	1,300.00	1,300.00	1,300.00
19	July	377.85	405.19	1,300.00	1,300.00	1,300.00	341.31	362.92	1,300.00	1,300.00	1,300.00
20	August	431.83	463.08	1,300.00	1,300.00	1,300.00	390.07	414.76	1,300.00	1,300.00	1,300.00
21	September	485.81	520.96	1,300.00	1,300.00	1,300.00	438.83	466.61	1,300.00	1,300.00	1,300.00
22	October	539.79	578.85	1,300.00	1,300.00	1,300.00	487.59	518.45	1,300.00	1,300.00	1,300.00
23	November	593.77	636.73	1,300.00	1,300.00	1,300.00	536.35	570.30	1,300.00	1,300.00	1,300.00
24	December	647.75	694.62	1,300.00	1,300.00	1,300.00	585.11	622.14	1,300.00	1,300.00	1,300.00
SEWER TREATMENT AND DISPOSAL											

SOUTHERN STATES UTILITIES, INC.
SUMMARY OF REQUESTED WATER AND SEWER AFPI CHARGES EFFECTIVE JANUARY 1, 1997
ALTERNATIVE 2 (ATTACHMENT D) - RETAIN PRE-RATE CASE AFPI CHARGES WHERE SSU REQUESTED NO CHANGE
IMPLEMENT COMMISSION APPROVED AFPI CHARGES FOR ALL REMAINING

TROPICAL PARK
Osceola County

Line No.	(1) DESCRIPTION	(2) WATER TREATMENT PLANT					(7) WATER TRANSMISSION / DISTRIBUTION				
		(3) 1997	(3) 1998	(3) 1999	(3) 2000	(3) 2001	(7) 1997	(7) 1998	(7) 1999	(7) 2000	(7) 2001
1	January	N/A	N/A	N/A	N/A	N/A	5.03	65.79	132.02	204.30	283.22
2	February	N/A	N/A	N/A	N/A	N/A	10.05	71.26	138.00	210.83	290.35
3	March	N/A	N/A	N/A	N/A	N/A	15.08	76.74	143.98	217.35	297.48
4	April	N/A	N/A	N/A	N/A	N/A	20.10	82.22	149.96	223.88	304.60
5	May	N/A	N/A	N/A	N/A	N/A	25.13	87.70	155.93	230.41	311.73
6	June	N/A	N/A	N/A	N/A	N/A	30.15	93.18	161.91	236.93	318.86
7	July	N/A	N/A	N/A	N/A	N/A	35.18	98.65	167.89	243.46	325.99
8	August	N/A	N/A	N/A	N/A	N/A	40.20	104.13	173.86	249.98	333.12
9	September	N/A	N/A	N/A	N/A	N/A	45.23	109.61	179.84	256.51	340.25
10	October	N/A	N/A	N/A	N/A	N/A	50.26	115.09	185.82	263.04	347.37
11	November	N/A	N/A	N/A	N/A	N/A	55.28	120.57	191.80	269.56	354.50
12	December	N/A	N/A	N/A	N/A	N/A	60.31	126.05	197.77	276.09	361.63
		(4) SEWER COLLECTION					(8) SEWER TREATMENT AND DISPOSAL				
		1997	1998	1999	2000	2001	1997	1998	1999	2000	2001
13	January	N/A	N/A	N/A	N/A	N/A	N/A	N/A	N/A	N/A	N/A
14	February	N/A	N/A	N/A	N/A	N/A	N/A	N/A	N/A	N/A	N/A
15	March	N/A	N/A	N/A	N/A	N/A	N/A	N/A	N/A	N/A	N/A
16	April	N/A	N/A	N/A	N/A	N/A	N/A	N/A	N/A	N/A	N/A
17	May	N/A	N/A	N/A	N/A	N/A	N/A	N/A	N/A	N/A	N/A
18	June	N/A	N/A	N/A	N/A	N/A	N/A	N/A	N/A	N/A	N/A
19	July	N/A	N/A	N/A	N/A	N/A	N/A	N/A	N/A	N/A	N/A
20	August	N/A	N/A	N/A	N/A	N/A	N/A	N/A	N/A	N/A	N/A
21	September	N/A	N/A	N/A	N/A	N/A	N/A	N/A	N/A	N/A	N/A
22	October	N/A	N/A	N/A	N/A	N/A	N/A	N/A	N/A	N/A	N/A
23	November	N/A	N/A	N/A	N/A	N/A	N/A	N/A	N/A	N/A	N/A
24	December	N/A	N/A	N/A	N/A	N/A	N/A	N/A	N/A	N/A	N/A

SOUTHERN STATES UTILITIES, INC.
SUMMARY OF REQUESTED WATER AND SEWER AFPI CHARGES EFFECTIVE JANUARY 1, 1997
ALTERNATIVE 2 (ATTACHMENT D) - RETAIN PRE-RATE CASE AFPI CHARGES WHERE SSU REQUESTED NO CHANGE
IMPLEMENT COMMISSION APPROVED AFPI CHARGES FOR ALL REMAINING

TROPICAL ISLES
St. Lucie County

Line No.	DESCRIPTION	(1)	(2)	(3)	(4)	(5)	(6)	(7)	(8)	(9)	(10)	(11)	
		WATER TREATMENT PLANT					WATER TRANSMISSION / DISTRIBUTION						
		1997	1998	1999	2000	2001	1997	1998	1999	2000	2001		
1	January	N/A	N/A	N/A	N/A	N/A	N/A	N/A	N/A	N/A	N/A	N/A	
2	February	N/A	N/A	N/A	N/A	N/A	N/A	N/A	N/A	N/A	N/A	N/A	
3	March	N/A	N/A	N/A	N/A	N/A	N/A	N/A	N/A	N/A	N/A	N/A	
4	April	N/A	N/A	N/A	N/A	N/A	N/A	N/A	N/A	N/A	N/A	N/A	
5	May	N/A	N/A	N/A	N/A	N/A	N/A	N/A	N/A	N/A	N/A	N/A	
6	June	N/A	N/A	N/A	N/A	N/A	N/A	N/A	N/A	N/A	N/A	N/A	
7	July	N/A	N/A	N/A	N/A	N/A	N/A	N/A	N/A	N/A	N/A	N/A	
8	August	N/A	N/A	N/A	N/A	N/A	N/A	N/A	N/A	N/A	N/A	N/A	
9	September	N/A	N/A	N/A	N/A	N/A	N/A	N/A	N/A	N/A	N/A	N/A	
10	October	N/A	N/A	N/A	N/A	N/A	N/A	N/A	N/A	N/A	N/A	N/A	
11	November	N/A	N/A	N/A	N/A	N/A	N/A	N/A	N/A	N/A	N/A	N/A	
12	December	N/A	N/A	N/A	N/A	N/A	N/A	N/A	N/A	N/A	N/A	N/A	
		SEWER COLLECTION					SEWER TREATMENT AND DISPOSAL						
		1997	1998	1999	2000	2001	1997	1998	1999	2000	2001		
13	January	3.16	3.43	82.87	127.87	176.78	11.75	12.60	305.69	469.12	645.00		
14	February	6.33	6.86	86.59	131.92	181.18	23.49	25.20	319.22	483.68	660.70		
15	March	9.49	10.29	90.32	135.96	185.59	35.24	37.80	332.75	498.24	676.39		
16	April	12.66	13.72	94.04	140.01	189.99	46.99	50.40	346.29	512.81	692.09		
17	May	15.82	17.16	97.76	144.06	194.39	58.74	63.00	359.82	527.37	707.78		
18	June	18.99	20.59	101.49	148.10	198.79	70.48	75.60	373.35	541.93	723.48		
19	July	22.15	24.02	105.21	152.15	203.19	82.23	88.19	386.89	556.49	739.17		
20	August	25.32	27.45	108.93	156.20	207.59	93.98	100.79	400.42	571.06	754.86		
21	September	28.48	30.88	112.66	160.24	212.00	105.72	113.39	413.95	585.62	770.56		
22	October	31.65	34.31	116.38	164.29	216.40	117.47	125.99	427.49	600.18	786.25		
23	November	34.81	37.74	120.10	168.33	220.80	129.22	138.59	441.02	614.75	801.95		
24	December	37.97	41.17	123.83	172.38	225.20	140.96	151.19	454.55	629.31	817.64		

SOUTHERN STATES UTILITIES, INC.
SUMMARY OF REQUESTED WATER AND SEWER AFPI CHARGES EFFECTIVE JANUARY 1, 1997
ALTERNATIVE 2 (ATTACHMENT D) - RETAIN PRE-RATE CASE AFPI CHARGES WHERE SSU REQUESTED NO CHANGE
IMPLEMENT COMMISSION APPROVED AFPI CHARGES FOR ALL REMAINING

UNIVERSITY SHORES
Orange County

Line No.	(1) DESCRIPTION	(2) WATER TREATMENT PLANT					(7) WATER TRANSMISSION / DISTRIBUTION				
		(3) 1997	(4) 1998	(5) 1999	(6) 2000	(8) 2001	(9) 1997	(10) 1998	(11) 1999	(12) 2000	(13) 2001
1	January	0.23	3.01	5.98	9.14	12.51	2.99	39.17	78.30	120.67	166.58
2	February	0.46	3.26	6.24	9.42	12.81	2.99	3.24	3.51	3.80	4.12
3	March	0.69	3.50	6.50	9.70	13.10	5.99	6.48	7.01	7.60	8.25
4	April	0.92	3.75	6.76	9.98	13.40	8.98	9.71	10.52	11.40	12.37
5	May	1.15	4.00	7.03	10.26	13.70	11.98	12.95	14.03	15.20	16.50
6	June	1.38	4.24	7.29	10.54	14.00	14.97	16.19	17.53	19.00	20.62
7	July	1.61	4.49	7.55	10.81	14.30	17.97	19.43	21.04	22.79	24.75
8	August	1.85	4.73	7.81	11.09	14.59	20.96	22.67	24.55	26.59	28.87
9	September	2.08	4.98	8.07	11.37	14.89	23.95	25.90	28.06	30.39	33.00
10	October	2.31	5.22	8.34	11.65	15.19	26.95	29.14	31.56	34.19	37.12
11	November	2.54	5.47	8.60	11.93	15.49	29.94	32.38	35.07	37.99	41.25
12	December	2.77	5.71	8.86	12.21	15.78	32.94	35.62	38.58	41.79	45.37
SEWER COLLECTION											
13	January	6.45	6.94	168.05	258.37	355.88	N/A	N/A	N/A	N/A	N/A
14	February	12.89	13.87	175.53	266.44	364.60	N/A	N/A	N/A	N/A	N/A
15	March	19.34	20.81	183.00	274.51	373.33	N/A	N/A	N/A	N/A	N/A
16	April	25.78	27.74	190.48	282.58	382.05	N/A	N/A	N/A	N/A	N/A
17	May	32.23	34.68	197.96	290.65	390.78	N/A	N/A	N/A	N/A	N/A
18	June	38.67	41.62	205.44	298.72	399.50	N/A	N/A	N/A	N/A	N/A
19	July	45.12	48.55	212.91	306.79	408.23	N/A	N/A	N/A	N/A	N/A
20	August	51.56	55.49	220.39	314.87	416.95	N/A	N/A	N/A	N/A	N/A
21	September	58.01	62.42	227.87	322.94	425.68	N/A	N/A	N/A	N/A	N/A
22	October	64.45	69.36	235.34	331.01	434.41	N/A	N/A	N/A	N/A	N/A
23	November	70.90	76.29	242.82	339.08	443.13	N/A	N/A	N/A	N/A	N/A
24	December	77.34	83.23	250.30	347.15	451.86	N/A	N/A	N/A	N/A	N/A
SEWER TREATMENT AND DISPOSAL											

SOUTHERN STATES UTILITIES, INC.
SUMMARY OF REQUESTED WATER AND SEWER AFPI CHARGES EFFECTIVE JANUARY 1, 1997
ALTERNATIVE 2 (ATTACHMENT D) - RETAIN PRE-RATE CASE AFPI CHARGES WHERE SSU REQUESTED NO CHANGE
IMPLEMENT COMMISSION APPROVED AFPI CHARGES FOR ALL REMAINING

13531

VALENCIA TERRACE
Lake County

Line No.	(1) DESCRIPTION	(2) WATER TREATMENT PLANT					(7) WATER TRANSMISSION / DISTRIBUTION				
		(3) 1997	(3) 1998	(3) 1999	(3) 2000	(3) 2001	(7) 1997	(7) 1998	(7) 1999	(7) 2000	(7) 2001
1	January	N/A	N/A	N/A	N/A	N/A	0.95	12.38	23.94	36.37	49.74
2	February	N/A	N/A	N/A	N/A	N/A	1.90	13.34	24.97	37.47	50.93
3	March	N/A	N/A	N/A	N/A	N/A	2.86	14.30	26.00	38.58	52.13
4	April	N/A	N/A	N/A	N/A	N/A	3.81	15.25	27.03	39.69	53.32
5	May	N/A	N/A	N/A	N/A	N/A	4.76	16.21	28.06	40.80	54.51
6	June	N/A	N/A	N/A	N/A	N/A	5.71	17.17	29.09	41.90	55.71
7	July	N/A	N/A	N/A	N/A	N/A	6.66	18.13	30.12	43.01	56.90
8	August	N/A	N/A	N/A	N/A	N/A	7.61	19.08	31.14	44.12	58.09
9	September	N/A	N/A	N/A	N/A	N/A	8.57	20.04	32.17	45.22	59.29
10	October	N/A	N/A	N/A	N/A	N/A	9.52	21.00	33.20	46.33	60.48
11	November	N/A	N/A	N/A	N/A	N/A	10.47	21.96	34.23	47.44	61.67
12	December	N/A	N/A	N/A	N/A	N/A	11.42	22.91	35.26	48.54	62.87
SEWER COLLECTION											
13	January	8.02	104.63	206.04	316.18	435.97	1.48	1.59	38.54	59.09	81.17
14	February	16.04	113.02	215.15	326.09	446.75	2.97	3.17	40.24	60.92	83.13
15	March	24.06	121.41	224.26	336.00	457.54	4.45	4.76	41.94	62.75	85.10
16	April	32.08	129.80	233.37	345.91	468.33	5.93	6.35	43.65	64.57	87.07
17	May	40.10	138.19	242.48	355.82	479.12	7.41	7.94	45.35	66.40	89.03
18	June	48.12	146.58	251.60	365.72	489.91	8.90	9.52	47.05	68.23	91.00
19	July	56.14	154.97	260.71	375.63	500.70	10.38	11.11	48.75	70.06	92.97
20	August	64.16	163.36	269.82	385.54	511.48	11.86	12.70	50.45	71.89	94.93
21	September	72.18	171.75	278.93	395.45	522.27	13.35	14.28	52.16	73.72	96.90
22	October	80.20	180.14	288.05	405.36	533.06	14.83	15.87	53.86	75.54	98.87
23	November	88.22	188.53	297.16	415.27	543.85	16.31	17.46	55.56	77.37	100.83
24	December	96.24	196.92	306.27	425.18	554.64	17.79	19.05	57.26	79.20	102.80
SEWER TREATMENT AND DISPOSAL											

SOUTHERN STATES UTILITIES, INC.
SUMMARY OF REQUESTED WATER AND SEWER AFPI CHARGES EFFECTIVE JANUARY 1, 1997
ALTERNATIVE 2 (ATTACHMENT D) - RETAIN PRE-RATE CASE AFPI CHARGES WHERE SSU REQUESTED NO CHANGE
IMPLEMENT COMMISSION APPROVED AFPI CHARGES FOR ALL REMAINING

VENETIAN VILLAGE
Lake County

Line No.	(1) DESCRIPTION	(2) WATER TREATMENT PLANT					(7) WATER TRANSMISSION / DISTRIBUTION				
		(3) 1997	(3) 1998	(4) 1999	(5) 2000	(6) 2001	(7) 1997	(8) 1998	(9) 1999	(10) 2000	(11) 2001
1	January	7.03	7.03	7.03	7.03	7.03	0.16	2.09	4.18	6.44	8.90
2	February	7.03	7.03	7.03	7.03	7.03	0.32	2.26	4.37	6.64	9.12
3	March	7.03	7.03	7.03	7.03	7.03	0.48	2.43	4.55	6.85	9.34
4	April	7.03	7.03	7.03	7.03	7.03	0.64	2.61	4.74	7.05	9.56
5	May	7.03	7.03	7.03	7.03	7.03	0.80	2.78	4.93	7.25	9.78
6	June	7.03	7.03	7.03	7.03	7.03	0.96	2.95	5.11	7.46	10.00
7	July	7.03	7.03	7.03	7.03	7.03	1.12	3.13	5.30	7.66	10.22
8	August	7.03	7.03	7.03	7.03	7.03	1.27	3.30	5.49	7.87	10.44
9	September	7.03	7.03	7.03	7.03	7.03	1.43	3.47	5.68	8.07	10.66
10	October	7.03	7.03	7.03	7.03	7.03	1.59	3.65	5.86	8.27	10.88
11	November	7.03	7.03	7.03	7.03	7.03	1.75	3.82	6.05	8.48	11.10
12	December	7.03	7.03	7.03	7.03	7.03	1.91	3.99	6.24	8.68	11.32
		(2) SEWER COLLECTION					(7) SEWER TREATMENT AND DISPOSAL				
		1997	1998	1999	2000	2001	1997	1998	1999	2000	2001
13	January	7.67	8.16	198.69	303.60	415.63	N/A	N/A	N/A	N/A	N/A
14	February	15.35	16.32	207.38	312.88	425.56	N/A	N/A	N/A	N/A	N/A
15	March	23.02	24.48	216.08	322.16	435.49	N/A	N/A	N/A	N/A	N/A
16	April	30.69	32.64	224.77	331.45	445.42	N/A	N/A	N/A	N/A	N/A
17	May	38.37	40.80	233.46	340.73	455.35	N/A	N/A	N/A	N/A	N/A
18	June	46.04	48.96	242.16	350.01	465.28	N/A	N/A	N/A	N/A	N/A
19	July	53.71	57.12	250.85	359.29	475.20	N/A	N/A	N/A	N/A	N/A
20	August	61.38	65.28	259.54	368.57	485.13	N/A	N/A	N/A	N/A	N/A
21	September	69.06	73.44	268.24	377.85	495.06	N/A	N/A	N/A	N/A	N/A
22	October	76.73	81.60	276.93	387.14	504.99	N/A	N/A	N/A	N/A	N/A
23	November	84.40	89.76	285.62	396.42	514.92	N/A	N/A	N/A	N/A	N/A
24	December	92.08	97.92	294.32	405.70	524.85	N/A	N/A	N/A	N/A	N/A

SOUTHERN STATES UTILITIES, INC.
SUMMARY OF REQUESTED WATER AND SEWER AFPI CHARGES EFFECTIVE JANUARY 1, 1997
ALTERNATIVE 2 (ATTACHMENT D) - RETAIN PRE-RATE CASE AFPI CHARGES WHERE SSU REQUESTED NO CHANGE
IMPLEMENT COMMISSION APPROVED AFPI CHARGES FOR ALL REMAINING

WOODMERE
Duval County

Line No.	(1)	(2)	(3)	(4)	(5)	(6)	(7)	(8)	(9)	(10)	(11)
	DESCRIPTION	WATER TREATMENT PLANT					WATER TRANSMISSION / DISTRIBUTION				
		1997	1998	1999	2000	2001	1997	1998	1999	2000	2001
1	January	109.74	109.74	109.74	109.74	109.74	N/A	N/A	N/A	N/A	N/A
2	February	109.74	109.74	109.74	109.74	109.74	N/A	N/A	N/A	N/A	N/A
3	March	109.74	109.74	109.74	109.74	109.74	N/A	N/A	N/A	N/A	N/A
4	April	109.74	109.74	109.74	109.74	109.74	N/A	N/A	N/A	N/A	N/A
5	May	109.74	109.74	109.74	109.74	109.74	N/A	N/A	N/A	N/A	N/A
6	June	109.74	109.74	109.74	109.74	109.74	N/A	N/A	N/A	N/A	N/A
7	July	109.74	109.74	109.74	109.74	109.74	N/A	N/A	N/A	N/A	N/A
8	August	109.74	109.74	109.74	109.74	109.74	N/A	N/A	N/A	N/A	N/A
9	September	109.74	109.74	109.74	109.74	109.74	N/A	N/A	N/A	N/A	N/A
10	October	109.74	109.74	109.74	109.74	109.74	N/A	N/A	N/A	N/A	N/A
11	November	109.74	109.74	109.74	109.74	109.74	N/A	N/A	N/A	N/A	N/A
12	December	109.74	109.74	109.74	109.74	109.74	N/A	N/A	N/A	N/A	N/A
		SEWER COLLECTION					SEWER TREATMENT AND DISPOSAL				
		1997	1998	1999	2000	2001	1997	1998	1999	2000	2001
13	January	320.97	320.97	320.97	320.97	320.97	N/A	N/A	N/A	N/A	N/A
14	February	320.97	320.97	320.97	320.97	320.97	N/A	N/A	N/A	N/A	N/A
15	March	320.97	320.97	320.97	320.97	320.97	N/A	N/A	N/A	N/A	N/A
16	April	320.97	320.97	320.97	320.97	320.97	N/A	N/A	N/A	N/A	N/A
17	May	320.97	320.97	320.97	320.97	320.97	N/A	N/A	N/A	N/A	N/A
18	June	320.97	320.97	320.97	320.97	320.97	N/A	N/A	N/A	N/A	N/A
19	July	320.97	320.97	320.97	320.97	320.97	N/A	N/A	N/A	N/A	N/A
20	August	320.97	320.97	320.97	320.97	320.97	N/A	N/A	N/A	N/A	N/A
21	September	320.97	320.97	320.97	320.97	320.97	N/A	N/A	N/A	N/A	N/A
22	October	320.97	320.97	320.97	320.97	320.97	N/A	N/A	N/A	N/A	N/A
23	November	320.97	320.97	320.97	320.97	320.97	N/A	N/A	N/A	N/A	N/A
24	December	320.97	320.97	320.97	320.97	320.97	N/A	N/A	N/A	N/A	N/A

SOUTHERN STATES UTILITIES, INC.
SUMMARY OF REQUESTED WATER AND SEWER AFPI CHARGES EFFECTIVE JANUARY 1, 1997
ALTERNATIVE 2 (ATTACHMENT D) - RETAIN PRE-RATE CASE AFPI CHARGES WHERE SSU REQUESTED NO CHANGE
IMPLEMENT COMMISSION APPROVED AFPI CHARGES FOR ALL REMAINING

13536

ZEPHYR SHORES
Pasco County

Line No.	(1) DESCRIPTION	(2) WATER TREATMENT PLANT					(7) WATER TRANSMISSION / DISTRIBUTION				
		(3) 1997	(3) 1998	(3) 1999	(3) 2000	(3) 2001	(7) 1997	(7) 1998	(7) 1999	(7) 2000	(7) 2001
1	January	N/A	N/A	N/A	N/A	N/A	0.62	8.12	16.24	25.05	34.61
2	February	N/A	N/A	N/A	N/A	N/A	1.24	8.79	16.97	25.84	35.47
3	March	N/A	N/A	N/A	N/A	N/A	1.86	9.47	17.70	26.63	36.33
4	April	N/A	N/A	N/A	N/A	N/A	2.48	10.14	18.43	27.42	37.19
5	May	N/A	N/A	N/A	N/A	N/A	3.10	10.81	19.16	28.21	38.05
6	June	N/A	N/A	N/A	N/A	N/A	3.73	11.48	19.88	29.00	38.91
7	July	N/A	N/A	N/A	N/A	N/A	4.35	12.15	20.61	29.79	39.77
8	August	N/A	N/A	N/A	N/A	N/A	4.97	12.82	21.34	30.59	40.63
9	September	N/A	N/A	N/A	N/A	N/A	5.59	13.50	22.07	31.38	41.49
10	October	N/A	N/A	N/A	N/A	N/A	6.21	14.17	22.80	32.17	42.35
11	November	N/A	N/A	N/A	N/A	N/A	6.83	14.84	23.53	32.96	43.21
12	December	N/A	N/A	N/A	N/A	N/A	7.45	15.51	24.26	33.75	44.07
SEWER COLLECTION											
13	January	5.29	5.68	137.72	211.51	291.03	268.77	268.77	268.77	268.77	268.77
14	February	10.57	11.36	143.83	218.09	298.14	268.77	268.77	268.77	268.77	268.77
15	March	15.86	17.04	149.94	224.67	305.24	268.77	268.77	268.77	268.77	268.77
16	April	21.15	22.72	156.05	231.26	312.35	268.77	268.77	268.77	268.77	268.77
17	May	26.44	28.40	162.16	237.84	319.45	268.77	268.77	268.77	268.77	268.77
18	June	31.72	34.08	168.27	244.43	326.55	268.77	268.77	268.77	268.77	268.77
19	July	37.01	39.76	174.38	251.01	333.66	268.77	268.77	268.77	268.77	268.77
20	August	42.30	45.44	180.49	257.59	340.76	268.77	268.77	268.77	268.77	268.77
21	September	47.59	51.12	186.59	264.18	347.87	268.77	268.77	268.77	268.77	268.77
22	October	52.87	56.80	192.70	270.76	354.97	268.77	268.77	268.77	268.77	268.77
23	November	58.16	62.48	198.81	277.35	362.08	268.77	268.77	268.77	268.77	268.77
24	December	63.45	68.16	204.92	283.93	369.18	268.77	268.77	268.77	268.77	268.77
SEWER TREATMENT AND DISPOSAL											