

ORIGINAL
FILE COPY

GULF POWER COMPANY
TESTIMONY AND EXHIBITS OF
G. D. FONTAINE

GENERATING PERFORMANCE INCENTIVE FACTOR

TARGETS FOR

APRIL 1997 - SEPTEMBER 1997

Before

THE FLORIDA PUBLIC SERVICE COMMISSION

DOCKET NO. 970001-EI

ACK _____
AFA _____
APP _____
CAF _____
CM _____
CTR _____
EAG _____
LEG _____
LIN _____
OFF _____
RC _____
SE _____
W/S _____
OT _____

DOCUMENT NUMBER-DATE

00407 JAN 13 5

FPSC-RECORDS/REPORTING

1 GULF POWER COMPANY
2 Before the Florida Public Service Commission
3 Direct Testimony of
4 G. D. Fontaine
5 Docket No. 970001-EI
6 Date of Filing January 13, 1997
7

8 Q. Please state your name, address and occupation.

9 A. My name is George D. Fontaine, my business address is
10 Post Office Box 1151, Pensacola, Florida 32520, and my
11 position is Performance Test Specialist for Gulf Power
12 Company.

13 Q. Please describe your educational and business
14 background.

15 A. I received my Bachelor of Mechanical Engineering Degree
16 from Auburn University in 1980. Following graduation,
17 I joined Gulf Power Company as an Associate Engineer at
18 the Scholz Electric Generating Plant, and as I
19 previously stated, my current position is Performance
20 Test Specialist. I am also a registered Professional
21 Engineer in the State of Florida.

22 Q. Have you previously testified in this Docket?

23 A. Yes. I have presented testimony regarding the
24 Generating Performance Incentive Factor (GPIF)
25 periodically for the past several years.

1 Q. What is the purpose of your testimony in this
2 proceeding?

3 A. The purpose of my testimony today is to present GPIF
4 targets for Gulf Power Company for the period of April 1,
5 1997 through September 30, 1997.

6

7 Q. Have you prepared an exhibit that contains information
8 to which you will refer in your testimony?

9 A. Yes, I have prepared an exhibit consisting of three
10 schedules.

11

12 Q. Was this exhibit prepared by you or under your
13 direction and supervision?

14 A. Yes, it was.

15

16 Counsel: We ask that Mr. Fontaine's exhibit be
17 marked for identification as exhibit ____ (GDF-2).

18

19 Q. Which units does Gulf propose to include under the GPIF
20 for the subject period?

21 A. We propose that Crist Units 6 and 7, Smith Units 1 and
22 2, and Daniel Units 1 and 2 continue to be the
23 Company's GPIF units.

24

25

1 Q. What are the target heat rates Gulf proposes to use in
2 the GPIF for these units for the performance period
3 April 1, 1997 through September 30, 1997?

4 A. I would like to refer you to Page 32 of Schedule 1 of
5 my exhibit where these targets are listed.

6

7 Q. How were these proposed target heat rates determined?

8 A. In every case they were determined according to the
9 GPIF implementation manual procedures for Gulf.

10 Page 2 of Schedule 1 shows the target average net
11 operating heat rate equations for the proposed GPIF
12 units, and pages 4 through 29 of Schedule 1 contain the
13 weekly historical data used for the statistical
14 development of these equations.

15 Plant Daniel is now scheduled to burn Powder River
16 Basin (PRB) fuel throughout the target summer period.
17 In the past, Plant Daniel has burned PRB primarily
18 during off-peak times of the year and high BTU western
19 fuel during the peak summer periods. The statistical
20 development of the Plant Daniel target net operating
21 heat rate equations was performed with weekly data for
22 the past three years. Weekly PRB-only data from the
23 same period was not utilized as it did not result in a
24 significant difference in the target equations.

25 Pages 30 and 31 of Schedule 1 present the

1 calculations which provide the unit target heat rates
2 from the target equations.

3

4 Q. Were the maximum and minimum attainable heat rates for
5 each proposed GPIF unit, indicated on page 32 of
6 Schedule 1, calculated according to the appropriate
7 GPIF implementation manual procedures?

8 A. Yes.

9

10 Q. What are the proposed target, maximum and minimum,
11 equivalent availabilities for Gulf's units?

12 A. The target equivalent availabilities and their ranges
13 are listed on page 4 of Schedule 2.

14

15 Q. How are these target equivalent availabilities
16 determined?

17 A. The target equivalent availabilities were determined
18 according to the standard GPIF implementation manual
19 procedures for Gulf, and are presented on page 2 of
20 Schedule 2.

21

22 Q. How were the maximum and minimum attainable equivalent
23 availabilities determined for each unit?

24 A. The maximum and minimum attainable equivalent
25 availabilities, which are presented along with their

1 respective target availabilities on page 4 of Schedule
2 2, were determined per GPIF manual procedures for Gulf.

3
4 Q. Mr. Fontaine, has Gulf completed the GPIF minimum
5 filing requirements data package?

6 A. Yes, we have completed the required data. Schedule 3
7 of my exhibit contains this information.

8
9 Q. Mr. Fontaine, would you please summarize your
10 testimony?

11 A. Yes. Gulf asks that the Commission accept:

12 1. Crist Units 6 and 7, Smith Units 1 and 2 and Daniel
13 Units 1 and 2, for inclusion under the GPIF for the
14 period of April 1, 1997 through September 30, 1997.

15
16 2. The target, maximum attainable, and minimum
17 attainable average net operating heat rates, as
18 proposed by the Company and as shown on page 32 of
19 Schedule 1 and also page 5 of Schedule 3 of my
20 exhibit.

21
22 3. The target, maximum attainable, and minimum
23 attainable equivalent availabilities, as proposed
24 by the Company and as shown on Page 4 of Schedule
25 2 and also page 5 of Schedule 3 of my exhibit.

1 4. The weekly average net operating heat rate least
2 squares regression equations, shown on page 2 of
3 Schedule 1 and also pages 18 through 23 of
4 Schedule 3 of my exhibit, for use in adjusting the
5 six-month actual unit heat rates to target
6 conditions.

7

8 Q. Mr. Fontaine, does this conclude your testimony?

9 A. Yes, Sir.

10

11

12

13

14

15

16

17

18

19

20

21

22

23

24

25

Florida Public Service Commission
Docket No. 970001-E1
Gulf Power Company
Witness: G. D. Fontaine
Exhibit No. ___ (GDF-2)

EXHIBIT TO THE TESTIMONY OF

G. D. FONTAINE

IN FPSC DOCKET 970001-E1

DOCUMENT NUMBER-DATE
00407 JAN 13 5
FPSC-RECORDS/REPORTING

1

I. DETERMINATION OF HEAT RATE TARGETS

Target Heat Rate Equations

Crist 6 ANOHR = $10^6 / AKW * [725.82 + 23.97 * JUL - 45.30 * OCT - 27.45 * NOV]$
 $+ 3,651 + 0.01474 * LSRF / AKW$

Crist 7 ANOHR = $10^6 / AKW * [301.11 + 46.41 * JUL + 35.39 * AUG]$
 $+ 9,597$

Smith 1 ANOHR = $10^6 / AKW * [88.13 + 27.71 * JAN + 20.59 * FEB + 15.87 * MAR + 21.16 * APR + 16.05 * NOV]$
 $+ 9,552$

Smith 2 ANOHR = $10^6 / AKW * [221.33 + 14.81 * JAN + 20.38 * MAR + 16.00 * APR + 17.65 * JUL + 24.71 * AUG]$
 $+ 7,228 + 0.01018 * LSRF / AKW$

Daniel 1 ANOHR = $10^6 / AKW * [-63.11]$
 $+ 12,153 - 0.00405 * LSRF / AKW$

Daniel 2 ANOHR = $10^6 / AKW * [-26.20 + 56.91 * AUG]$
 $+ 12,436 - 0.00540 * LSRF / AKW$

Where:

- ANOHR = Average Net Operating Heat Rate, BTU/KWH
- AKW = Average Kilowatt Load, KW
- LSRF = Load Square Range Factor, KW²
- JAN = January, 0 if not January, 1 if January
- FEB = February, 0 if not February, 1 if February
- MAR = March, 0 if not March, 1 if March
- APR = April, 0 if not April, 1 if April
- MAY = May, 0 if not May, 1 if May
- JUN = June, 0 if not June, 1 if June
- JUL = July, 0 if not July, 1 if July
- AUG = August, 0 if not August, 1 if August
- SEP = September, 0 if not September, 1 if September
- OCT = October, 0 if not October, 1 if October
- NOV = November, 0 if not November, 1 if November

WEEKLY UNIT OPERATING
DATA USED TO DEVELOP
TARGET HEAT RATE EQUATIONS

Data Base for CRIST 6 Target Heat Rate Equation

HR	HOUR	AMH	LSRF	JAN	FEB	MAR	APR	MAY	JUN	JUL	AUG	SEP	OCT	NOV	NS	YEAR
* 12677	27	88.5	8112	0	0	0	0	0	0	0	0	0	1	0	1	1993
10151	168	224.3	55553	0	0	0	0	0	0	0	0	0	1	0	0	1993
10113	152	240.4	62357	0	0	0	0	0	0	0	0	0	1	0	0	1993
10376	162	216.8	53008	0	0	0	0	0	0	0	0	0	1	0	0	1993
10165	132	242.7	63340	0	0	0	0	0	0	0	0	0	0	1	0	1993
9995	168	237.0	60256	0	0	0	0	0	0	0	0	0	0	1	0	1993
10468	168	253.3	68126	0	0	0	0	0	0	0	0	0	0	1	0	1993
10158	168	224.7	54695	0	0	0	0	0	0	0	0	0	0	1	0	1993
10564	168	207.1	47420	0	0	0	0	0	0	0	0	0	0	1	0	1993
10887	168	152.4	26490	0	0	0	0	0	0	0	0	0	0	0	0	1993
10704	168	154.4	27074	0	0	0	0	0	0	0	0	0	0	0	0	1993
10856	168	153.6	25973	0	0	0	0	0	0	0	0	0	0	0	0	1993
10958	168	134.9	19733	0	0	0	0	0	0	0	0	0	0	0	0	1993
10425	168	217.4	51898	1	0	0	0	0	0	0	0	0	0	0	0	1994
10808	168	221.2	53016	1	0	0	0	0	0	0	0	0	0	0	0	1994
10474	168	256.5	68482	1	0	0	0	0	0	0	0	0	0	0	0	1994
10754	82	210.3	47431	1	0	0	0	0	0	0	0	0	0	0	0	1994
10408	110	237.4	59828	1	0	0	0	0	0	0	0	0	0	0	1	1994
10528	149	199.6	44018	0	1	0	0	0	0	0	0	0	0	0	0	1994
10313	168	239.4	61692	0	1	0	0	0	0	0	0	0	0	0	0	1994
10516	168	224.6	56000	0	1	0	0	0	0	0	0	0	0	0	0	1994
10504	144	225.4	55333	0	1	0	0	0	0	0	0	0	0	0	0	1994
11580	105	152.2	27037	0	0	0	0	1	0	0	0	0	0	0	1	1994
10959	168	196.9	42456	0	0	0	0	0	1	0	0	0	0	0	0	1994
10713	110	222.4	56334	0	0	0	0	0	1	0	0	0	0	0	1	1994
10973	158	198.7	45361	0	0	0	0	0	1	0	0	0	0	0	0	1994
11121	168	208.1	49456	0	0	0	0	0	1	0	0	0	0	0	0	1994
11159	97	186.2	40420	0	0	0	0	0	0	1	0	0	0	0	1	1994
11195	168	194.4	45262	0	0	0	0	0	0	1	0	0	0	0	0	1994
11489	117	197.2	45572	0	0	0	0	0	0	1	0	0	0	0	0	1994
11343	159	164.5	32085	0	0	0	0	0	0	1	0	0	0	0	1	1994
10675	168	213.4	52943	0	0	0	0	0	0	0	1	0	0	0	0	1994
10646	142	211.7	51601	0	0	0	0	0	0	0	1	0	0	0	1	1994
10632	168	207.0	50118	0	0	0	0	0	0	0	1	0	0	0	0	1994
10793	168	181.8	38971	0	0	0	0	0	0	0	1	0	0	0	0	1994
10736	168	195.8	44957	0	0	0	0	0	0	0	1	0	0	0	0	1994
12130	16	114.8	13927	0	0	0	0	0	0	0	0	1	0	0	0	1994
10757	67	218.9	56460	0	0	0	0	0	0	0	0	1	0	0	1	1994
10798	168	190.3	44971	0	0	0	0	0	0	0	0	1	0	0	0	1994
11145	168	170.0	35440	0	0	0	0	0	0	0	0	1	0	0	0	1994
11359	24	153.1	26177	0	0	0	0	0	0	0	0	1	0	0	0	1994
10892	168	161.9	30394	0	0	0	0	0	0	0	0	0	1	0	0	1994
10723	168	170.3	32759	0	0	0	0	0	0	0	0	0	1	0	0	1994
10729	168	162.7	30658	0	0	0	0	0	0	0	0	0	1	0	0	1994
10935	35	134.7	20990	0	0	0	0	0	0	0	0	0	1	0	0	1994
10465	118	200.1	44824	0	0	0	0	0	0	0	0	0	0	1	1	1994
10693	168	160.2	28516	0	0	0	0	0	0	0	0	0	0	1	0	1994

Data Base for CRIST 6 Target Heat Rate Equation

HR	HOUR	AMW	LSRF	JAN	FEB	MAR	APR	MAY	JUN	JUL	AUG	SEP	OCT	NOV	NS	YEAR
10719	167	164.7	33123	0	0	0	0	0	0	0	0	0	0	1	0	1994
10667	168	165.4	32855	0	0	0	0	0	0	0	0	0	0	1	0	1994
11130	156	139.5	21148	0	0	0	0	0	0	0	0	0	0	0	1	1994
11224	168	126.8	16962	0	0	0	0	0	0	0	0	0	0	0	0	1994
10911	155	135.9	19918	1	0	0	0	0	0	0	0	0	0	0	0	1995
12476	43	122.3	15915	1	0	0	0	0	0	0	0	0	0	0	2	1995
11037	161	146.8	23697	0	1	0	0	0	0	0	0	0	0	0	0	1995
11265	134	127.7	17434	0	1	0	0	0	0	0	0	0	0	0	1	1995
11471	168	126.8	16967	0	1	0	0	0	0	0	0	0	0	0	0	1995
11212	19	126.0	16086	0	1	0	0	0	0	0	0	0	0	0	0	1995
11661	28	145.5	22787	0	0	1	0	0	0	0	0	0	0	0	1	1995
11506	106	124.9	16409	0	0	1	0	0	0	0	0	0	0	0	0	1995
12227	16	121.2	15206	0	0	1	0	0	0	0	0	0	0	0	1	1995
11168	168	132.1	18696	0	0	1	0	0	0	0	0	0	0	0	0	1995
11023	167	160.6	31249	0	0	0	1	0	0	0	0	0	0	0	0	1995
11259	143	139.9	22998	0	0	0	1	0	0	0	0	0	0	0	0	1995
11199	154	172.5	35840	0	0	0	1	0	0	0	0	0	0	0	1	1995
12451	11	107.4	12726	0	0	0	1	0	0	0	0	0	0	0	0	1995
11490	107	138.7	22485	0	0	0	0	1	0	0	0	0	0	0	1	1995
11286	168	148.2	25839	0	0	0	0	1	0	0	0	0	0	0	0	1995
11169	168	180.9	38194	0	0	0	0	1	0	0	0	0	0	0	0	1995
11121	168	176.0	38226	0	0	0	0	1	0	0	0	0	0	0	0	1995
11501	168	138.4	21466	0	0	0	0	1	0	0	0	0	0	0	0	1995
10949	168	195.4	44859	0	0	0	0	0	1	0	0	0	0	0	0	1995
11345	104	155.7	29441	0	0	0	0	0	1	0	0	0	0	0	0	1995
11218	76	159.0	29713	0	0	0	0	0	1	0	0	0	0	0	2	1995
10640	168	210.3	50639	0	0	0	0	0	1	0	0	0	0	0	0	1995
11418	108	150.1	26757	0	0	0	0	0	0	1	0	0	0	0	1	1995
11025	168	184.4	40441	0	0	0	0	0	0	1	0	0	0	0	0	1995
10903	168	192.9	43860	0	0	0	0	0	0	1	0	0	0	0	0	1995
10916	168	184.3	38638	0	0	0	0	0	0	1	0	0	0	0	0	1995
11159	168	176.6	36791	0	0	0	0	0	0	0	1	0	0	0	0	1995
11188	168	178.2	36748	0	0	0	0	0	0	0	1	0	0	0	0	1995
11109	168	230.1	60291	0	0	0	0	0	0	0	1	0	0	0	0	1995
10928	168	210.7	50719	0	0	0	0	0	0	0	1	0	0	0	0	1995
11305	168	188.4	40732	0	0	0	0	0	0	0	1	0	0	0	0	1995
12225	108	119.8	15657	0	0	0	0	0	0	0	0	1	0	0	0	1995
11991	116	155.8	26778	0	0	0	0	0	0	0	0	1	0	0	1	1995
11784	76	162.9	30184	0	0	0	0	0	0	0	0	1	0	0	1	1995
10808	132	170.8	34980	0	0	0	0	0	0	0	0	0	1	0	1	1995
10662	168	171.6	35309	0	0	0	0	0	0	0	0	0	1	0	0	1995
10953	169	163.4	32659	0	0	0	0	0	0	0	0	0	0	1	0	1995
11235	168	179.6	39233	0	0	0	0	0	0	0	0	0	0	1	0	1995
11656	168	128.3	17397	0	0	0	0	0	0	0	0	0	0	1	0	1995
11883	16	108.2	12082	0	0	0	0	0	0	0	0	0	0	1	0	1995
11055	95	161.3	28710	0	0	0	0	0	0	0	0	0	0	0	1	1995
10716	88	166.7	31221	0	0	0	0	0	0	0	0	0	0	0	0	1995

Data Base for CRIST 6 Target Heat Rate Equation

HR	HOUR	AMW	LSRF	JAN	FEB	MAR	APR	MAY	JUN	JUL	AUG	SEP	OCT	NOV	NS	YEAR
10828	159	144.8	23548	1	0	0	0	0	0	0	0	0	0	0	1	1996
10832	168	149.5	26310	1	0	0	0	0	0	0	0	0	0	0	0	1996
10875	168	131.2	17895	1	0	0	0	0	0	0	0	0	0	0	0	1996
10652	168	164.9	31223	1	0	0	0	0	0	0	0	0	0	0	0	1996
10431	168	238.0	60081	0	1	0	0	0	0	0	0	0	0	0	0	1996
10299	168	192.6	39064	0	1	0	0	0	0	0	0	0	0	0	0	1996
10463	168	178.3	33845	0	1	0	0	0	0	0	0	0	0	0	0	1996
10882	168	167.9	31291	0	1	0	0	0	0	0	0	0	0	0	0	1996
10525	168	206.2	49907	0	0	1	0	0	0	0	0	0	0	0	0	1996
10872	150	158.4	29348	0	0	1	0	0	0	0	0	0	0	0	0	1996
10677	168	155.0	26646	0	0	1	0	0	0	0	0	0	0	0	0	1996
10809	168	139.1	20373	0	0	1	0	0	0	0	0	0	0	0	0	1996
11129	24	130.0	16928	0	0	1	0	0	0	0	0	0	0	0	0	1996
10918	167	160.1	29483	0	0	0	1	0	0	0	0	0	0	0	0	1996
10897	168	144.1	22781	0	0	0	1	0	0	0	0	0	0	0	0	1996
11024	159	160.2	29526	0	0	0	1	0	0	0	0	0	0	0	0	1996
10954	168	150.2	25419	0	0	0	1	0	0	0	0	0	0	0	0	1996
10561	168	179.0	36527	0	0	0	0	1	0	0	0	0	0	0	0	1996
10827	168	160.7	28941	0	0	0	0	1	0	0	0	0	0	0	0	1996
7815	7	98.9	10077	0	0	0	0	1	0	0	0	0	0	0	0	1996
11704	77	119.2	14516	0	0	0	0	1	0	0	0	0	0	0	1	1996
10771	168	150.6	24664	0	0	0	0	0	1	0	0	0	0	0	0	1996
10497	168	165.5	31083	0	0	0	0	0	1	0	0	0	0	0	0	1996
10510	155	182.1	38418	0	0	0	0	0	1	0	0	0	0	0	0	1996
10433	168	188.3	39686	0	0	0	0	0	1	0	0	0	0	0	0	1996
10554	168	166.0	32167	0	0	0	0	0	0	1	0	0	0	0	0	1996
10506	168	189.1	40435	0	0	0	0	0	0	1	0	0	0	0	0	1996
10437	168	208.4	48527	0	0	0	0	0	0	1	0	0	0	0	0	1996
10660	168	174.1	34747	0	0	0	0	0	0	1	0	0	0	0	0	1996
10594	168	179.8	37388	0	0	0	0	0	0	0	1	0	0	0	0	1996
10555	168	185.8	40687	0	0	0	0	0	0	0	1	0	0	0	0	1996
10635	168	177.1	36296	0	0	0	0	0	0	0	1	0	0	0	0	1996
10574	168	166.9	30468	0	0	0	0	0	0	0	1	0	0	0	0	1996
10800	168	143.3	23026	0	0	0	0	0	0	0	1	0	0	0	0	1996
10577	168	170.0	32930	0	0	0	0	0	0	0	0	1	0	0	0	1996
10559	168	164.6	32612	0	0	0	0	0	0	0	0	1	0	0	0	1996
10645	168	186.3	42682	0	0	0	0	0	0	0	0	1	0	0	0	1996
10544	168	185.4	41787	0	0	0	0	0	0	0	0	1	0	0	0	1996
10660	24	150.4	27195	0	0	0	0	0	0	0	0	1	0	0	0	1996

Data Base for CRIST 6 Target Heat Rate Equation

HR Average net operating heat rate based on unadjusted measured fuel consumption, before adjustment for unit start ups after shutdown for 24 hours or more, in BTU/KWH.

HOUR Number of hours the unit was synchronized during the week.

AMW Average load on the unit, in MW.

LSRF Load square range factor, in MW².

JAN to NOV The number 1 indicates the month of the observation. All 0's indicate December.

NS Number of unit start ups during the week after being shut down for 24 hours or more.

YEAR The year of the observation.

* Indicates data points removed from the analysis of the target heat rate equation because they were out of the 90% confidence interval.

Data Base for CRIST 7 Target Heat Rate Equation

NR	HR	AW	LSRF	JAN	FEB	MAR	APR	MAY	JUN	JUL	AUG	SEP	OCT	NOV	NS	YEAR
10306	168	401.2	176698	0	0	0	0	0	0	0	0	0	1	0	0	1993
10368	153	379.2	157635	0	0	0	0	0	0	0	0	0	1	0	0	1993
10165	168	417.4	183508	0	0	0	0	0	0	0	0	0	1	0	0	1993
10074	75	382.5	163620	0	0	0	0	0	0	0	0	0	1	0	1	1993
10212	169	428.8	190111	0	0	0	0	0	0	0	0	0	0	1	0	1993
10216	168	402.4	174229	0	0	0	0	0	0	0	0	0	0	1	0	1993
10489	168	306.2	114117	0	0	0	0	0	0	0	0	0	0	1	0	1993
10482	125	341.3	135571	0	0	0	0	0	0	0	0	0	0	1	1	1993
10309	168	404.7	177745	0	0	0	0	0	0	0	0	0	0	1	0	1993
10649	17	373.5	159055	0	0	0	0	0	0	0	0	0	0	0	0	1993
* 31418	11	106.4	15525	0	0	0	0	0	0	0	0	0	0	0	4	1993
* 12823	8	140.9	22529	0	0	0	0	0	0	0	0	0	0	0	1	1993
12136	56	271.9	97925	1	0	0	0	0	0	0	0	0	0	0	4	1994
10505	138	384.2	165997	1	0	0	0	0	0	0	0	0	0	0	2	1994
10355	166	450.5	210371	1	0	0	0	0	0	0	0	0	0	0	0	1994
10466	157	347.0	132003	1	0	0	0	0	0	0	0	0	0	0	0	1994
10373	168	392.6	163074	1	0	0	0	0	0	0	0	0	0	0	0	1994
10665	21	399.5	168986	0	1	0	0	0	0	0	0	0	0	0	0	1994
10839	68	273.6	90231	0	1	0	0	0	0	0	0	0	0	0	2	1994
10366	168	359.9	139946	0	1	0	0	0	0	0	0	0	0	0	0	1994
10342	168	388.0	162970	0	0	1	0	0	0	0	0	0	0	0	0	1994
10450	146	361.3	145378	0	0	1	0	0	0	0	0	0	0	0	0	1994
10351	168	358.5	147439	0	0	1	0	0	0	0	0	0	0	0	0	1994
10280	168	341.4	123881	0	0	1	0	0	0	0	0	0	0	0	0	1994
10562	99	338.1	124070	0	0	0	1	0	0	0	0	0	0	0	3	1994
10285	156	402.3	174872	0	0	0	1	0	0	0	0	0	0	0	0	1994
10407	168	333.1	128129	0	0	0	1	0	0	0	0	0	0	0	0	1994
10251	168	440.8	202555	0	0	0	1	0	0	0	0	0	0	0	0	1994
10264	168	428.6	194867	0	0	0	0	1	0	0	0	0	0	0	0	1994
10279	107	411.3	182552	0	0	0	0	1	0	0	0	0	0	0	1	1994
10297	168	406.4	175655	0	0	0	0	1	0	0	0	0	0	0	0	1994
10260	112	400.6	175790	0	0	0	0	1	0	0	0	0	0	0	1	1994
10425	168	387.7	164374	0	0	0	0	1	0	0	0	0	0	0	0	1994
10474	118	368.7	150458	0	0	0	0	0	1	0	0	0	0	0	1	1994
10403	168	390.1	167774	0	0	0	0	0	1	0	0	0	0	0	0	1994
10492	168	369.0	152376	0	0	0	0	0	1	0	0	0	0	0	0	1994
10629	168	362.0	144879	0	0	0	0	0	1	0	0	0	0	0	0	1994
10638	168	324.1	121933	0	0	0	0	0	0	1	0	0	0	0	0	1994
10706	168	327.7	123922	0	0	0	0	0	0	1	0	0	0	0	0	1994
10525	168	384.7	162786	0	0	0	0	0	0	1	0	0	0	0	0	1994
10661	168	336.3	127242	0	0	0	0	0	0	1	0	0	0	0	0	1994
10601	168	338.6	131243	0	0	0	0	0	0	0	1	0	0	0	0	1994
10679	168	342.3	134693	0	0	0	0	0	0	0	1	0	0	0	0	1994
10604	142	323.6	121504	0	0	0	0	0	0	0	1	0	0	0	1	1994
10699	168	321.2	120721	0	0	0	0	0	0	0	1	0	0	0	0	1994
10708	168	328.7	125866	0	0	0	0	0	0	0	1	0	0	0	0	1994
10975	168	235.0	61780	0	0	0	0	0	0	0	0	1	0	0	0	1994

Data Base for CRIST 7 Target Heat Rate Equation

HR	HOUR	AMV	LSRF	JAN	FEB	MAR	APR	MAY	JUN	JUL	AUG	SEP	OCT	NOV	NS	YEAR
10712	168	288.0	99116	0	0	0	0	0	0	0	0	1	0	0	0	1994
10893	21	263.9	82214	0	0	0	0	0	0	0	0	1	0	0	0	1994
11412	13	240.5	65010	0	0	0	0	0	0	0	0	1	0	0	1	1994
10729	79	271.9	84610	0	0	0	0	0	0	0	0	0	1	0	0	1994
10359	102	349.0	139017	0	0	0	0	0	0	0	0	0	1	0	1	1994
10326	168	330.3	125548	0	0	0	0	0	0	0	0	0	1	0	0	1994
10180	169	363.6	147970	0	0	0	0	0	0	0	0	0	0	1	0	1994
10348	47	322.1	118229	0	0	0	0	0	0	0	0	0	0	1	0	1994
10923	68	295.6	105226	0	0	0	0	0	0	0	0	0	0	1	1	1994
10601	166	300.1	104849	0	0	0	0	0	0	0	0	0	0	0	0	1994
10556	158	296.8	100241	0	0	0	0	0	0	0	0	0	0	0	0	1994
10495	15	205.8	42470	0	0	0	0	0	0	0	0	0	0	0	0	1994
11063	91	241.4	64833	1	0	0	0	0	0	0	0	0	0	0	1	1995
11144	168	205.8	44161	1	0	0	0	0	0	0	0	0	0	0	0	1995
10772	168	242.8	67240	1	0	0	0	0	0	0	0	0	0	0	0	1995
10876	168	243.0	66794	1	0	0	0	0	0	0	0	0	0	0	0	1995
10936	168	230.0	57242	1	0	0	0	0	0	0	0	0	0	0	0	1995
10934	168	254.9	73444	0	1	0	0	0	0	0	0	0	0	0	0	1995
11275	81	193.2	40317	0	1	0	0	0	0	0	0	0	0	0	0	1995
11017	148	248.3	68699	0	1	0	0	0	0	0	0	0	0	0	1	1995
10906	168	258.3	77339	0	0	1	0	0	0	0	0	0	0	0	0	1995
11078	100	214.4	48212	0	0	1	0	0	0	0	0	0	0	0	1	1995
10784	168	264.9	82120	0	0	1	0	0	0	0	0	0	0	0	0	1995
10956	168	240.3	63954	0	0	1	0	0	0	0	0	0	0	0	0	1995
11139	167	198.8	39985	0	0	0	1	0	0	0	0	0	0	0	0	1995
10817	168	243.3	68305	0	0	0	1	0	0	0	0	0	0	0	0	1995
10857	168	294.5	104401	0	0	0	1	0	0	0	0	0	0	0	0	1995
11092	168	226.9	55323	0	0	0	1	0	0	0	0	0	0	0	0	1995
11156	168	220.1	53031	0	0	0	0	1	0	0	0	0	0	0	0	1995
10844	168	288.2	98355	0	0	0	0	1	0	0	0	0	0	0	0	1995
10719	163	430.2	189076	0	0	0	0	1	0	0	0	0	0	0	0	1995
13009	13	160.7	29024	0	0	0	0	1	0	0	0	0	0	0	1	1995
10873	147	246.7	70268	0	0	0	0	1	0	0	0	0	0	0	0	1995
10854	142	348.1	138690	0	0	0	0	0	1	0	0	0	0	0	1	1995
10770	168	303.1	108842	0	0	0	0	0	1	0	0	0	0	0	0	1995
10442	168	327.0	120485	0	0	0	0	0	1	0	0	0	0	0	0	1995
10567	164	362.1	144713	0	0	0	0	0	1	0	0	0	0	0	0	1995
11142	44	299.2	102050	0	0	0	0	0	0	1	0	0	0	0	1	1995
10519	168	344.2	134198	0	0	0	0	0	0	1	0	0	0	0	0	1995
10925	168	339.1	131113	0	0	0	0	0	0	1	0	0	0	0	0	1995
10982	168	364.3	149818	0	0	0	0	0	0	1	0	0	0	0	0	1995
11032	168	323.6	119955	0	0	0	0	0	0	0	1	0	0	0	0	1995
11119	168	287.2	88123	0	0	0	0	0	0	0	1	0	0	0	0	1995
10711	168	374.6	154031	0	0	0	0	0	0	0	1	0	0	0	0	1995
10809	95	338.2	134595	0	0	0	0	0	0	0	1	0	0	0	1	1995
10543	168	344.1	136056	0	0	0	0	0	0	0	1	0	0	0	0	1995
10733	168	282.8	91224	0	0	0	0	0	0	0	0	1	0	0	0	1995

Data Base for CRIST 7 Target Heat Rate Equation

HR	HOUR	AMW	LSRF	JAN	FEB	MAR	APR	MAY	JUN	JUL	AUG	SEP	OCT	NOV	NS	YEAR
10679	168	312.5	110739	0	0	0	0	0	0	0	0	1	0	0	0	1995
10885	168	308.9	108831	0	0	0	0	0	0	0	0	1	0	0	0	1995
10635	168	301.5	103574	0	0	0	0	0	0	0	0	1	0	0	0	1995
11215	142	273.8	87823	0	0	0	0	0	0	0	0	0	1	0	1	1995
10941	168	266.8	79461	0	0	0	0	0	0	0	0	0	1	0	0	1995
10959	81	234.4	61078	0	0	0	0	0	0	0	0	0	1	0	0	1995
11121	130	217.9	49689	0	0	0	0	0	0	0	0	0	0	1	1	1995
11028	168	212.7	45428	0	0	0	0	0	0	0	0	0	0	1	0	1995
10574	168	288.4	91484	0	0	0	0	0	0	0	0	0	0	1	0	1995
10507	168	276.9	84402	0	0	0	0	0	0	0	0	0	0	0	0	1995
10432	168	285.2	90178	0	0	0	0	0	0	0	0	0	0	0	0	1995
10715	168	263.4	76353	0	0	0	0	0	0	0	0	0	0	0	0	1995
10802	168	232.0	56361	0	0	0	0	0	0	0	0	0	0	0	0	1995
10792	168	225.7	53489	1	0	0	0	0	0	0	0	0	0	0	0	1996
10625	168	271.8	82007	1	0	0	0	0	0	0	0	0	0	0	0	1996
10782	168	236.6	59917	1	0	0	0	0	0	0	0	0	0	0	0	1996
10801	168	222.1	50497	1	0	0	0	0	0	0	0	0	0	0	0	1996
10936	109	249.6	68586	1	0	0	0	0	0	0	0	0	0	0	0	1996
14771	6	136.2	22160	0	1	0	0	0	0	0	0	0	0	0	1	1996
10176	90	224.2	57425	0	0	0	0	1	0	0	0	0	0	0	2	1996
10672	165	326.8	121362	0	0	0	0	1	0	0	0	0	0	0	0	1996
10533	149	209.7	47211	0	0	0	0	1	0	0	0	0	0	0	0	1996
10433	166	259.4	76354	0	0	0	0	0	1	0	0	0	0	0	0	1996
10316	168	310.1	110729	0	0	0	0	0	1	0	0	0	0	0	0	1996
10509	124	293.7	100919	0	0	0	0	0	1	0	0	0	0	0	1	1996
10183	168	346.1	135604	0	0	0	0	0	1	0	0	0	0	0	0	1996
10307	168	314.1	114054	0	0	0	0	0	0	1	0	0	0	0	0	1996
10406	98	340.2	130649	0	0	0	0	0	0	1	0	0	0	0	0	1996
10610	126	351.9	141120	0	0	0	0	0	0	1	0	0	0	0	1	1996
10340	168	317.9	115896	0	0	0	0	0	0	1	0	0	0	0	0	1996
10427	163	335.5	130760	0	0	0	0	0	0	0	1	0	0	0	0	1996
10393	165	323.7	122079	0	0	0	0	0	0	0	1	0	0	0	0	1996
10449	163	319.1	119372	0	0	0	0	0	0	0	1	0	0	0	0	1996
10300	168	323.3	120367	0	0	0	0	0	0	0	1	0	0	0	0	1996
10532	168	261.3	79233	0	0	0	0	0	0	0	1	0	0	0	0	1996
10428	168	356.4	146668	0	0	0	0	0	0	0	0	1	0	0	0	1996
10693	123	254.1	78190	0	0	0	0	0	0	0	0	1	0	0	1	1996
10392	163	309.4	113465	0	0	0	0	0	0	0	0	1	0	0	0	1996
10341	168	311.0	114394	0	0	0	0	0	0	0	0	1	0	0	0	1996
10781	24	199.5	40331	0	0	0	0	0	0	0	0	1	0	0	0	1996

Data Base for CRIST 7 Target Heat Rate Equation

HR Average net operating heat rate based on unadjusted measured fuel consumption, before adjustment for unit start ups after shutdown for 24 hours or more, in BTU/KWH.

HOUR Number of hours the unit was synchronized during the week.

AMW Average load on the unit, in MW.

LSRF Load square range factor, in MW².

JAN to NOV The number 1 indicates the month of the observation. All 0's indicate December.

NS Number of unit start ups during the week after being shut down for 24 hours or more.

YEAR The year of the observation.

* Indicates data points removed from the analysis of the target heat rate equation because they were out of the 90% confidence interval.

Data Base for SMITH 1 Target Heat Rate Equation

HR	HOUR	AMW	LSRF	JAN	FEB	MAR	APR	MAY	JUN	JUL	AUG	SEP	OCT	NOV	NS	YEAR
10047	168	151.8	23218	0	0	0	0	0	0	0	0	0	1	0	0	1993
10092	168	152.9	23548	0	0	0	0	0	0	0	0	0	1	0	0	1993
10208	168	156.7	24632	0	0	0	0	0	0	0	0	0	1	0	0	1993
10227	168	149.1	22517	0	0	0	0	0	0	0	0	0	1	0	0	1993
10295	161	152.6	23569	0	0	0	0	0	0	0	0	0	0	1	0	1993
10523	168	152.6	23591	0	0	0	0	0	0	0	0	0	0	1	0	1993
10912	13	142.0	21706	0	0	0	0	0	0	0	0	0	0	1	0	1993
10349	138	141.4	21169	0	0	0	0	0	0	0	0	0	0	1	1	1993
10179	168	137.6	19908	0	0	0	0	0	0	0	0	0	0	1	0	1993
10124	168	106.3	12922	0	0	0	0	0	0	0	0	0	0	0	0	1993
10716	72	104.1	12056	0	0	0	0	0	0	0	0	0	0	0	0	1993
10662	73	141.8	20985	1	0	0	0	0	0	0	0	0	0	0	1	1994
10428	168	150.6	22913	1	0	0	0	0	0	0	0	0	0	0	0	1994
10331	168	157.3	24757	1	0	0	0	0	0	0	0	0	0	0	0	1994
10439	168	149.8	22667	1	0	0	0	0	0	0	0	0	0	0	0	1994
10382	168	151.9	23232	1	0	0	0	0	0	0	0	0	0	0	0	1994
10507	168	143.4	20965	0	1	0	0	0	0	0	0	0	0	0	0	1994
10475	19	130.8	18192	0	1	0	0	0	0	0	0	0	0	0	0	1994
10237	109	148.7	22849	0	0	0	0	1	0	0	0	0	0	0	1	1994
10112	97	155.0	24701	0	0	0	0	1	0	0	0	0	0	0	0	1994
10308	128	138.3	20566	0	0	0	0	1	0	0	0	0	0	0	1	1994
10012	168	151.1	23274	0	0	0	0	0	1	0	0	0	0	0	0	1994
9976	168	148.0	22572	0	0	0	0	0	1	0	0	0	0	0	0	1994
10133	168	146.0	22091	0	0	0	0	0	1	0	0	0	0	0	0	1994
10218	168	146.3	22146	0	0	0	0	0	1	0	0	0	0	0	0	1994
10274	168	129.2	18447	0	0	0	0	0	0	1	0	0	0	0	0	1994
10329	142	130.6	18826	0	0	0	0	0	0	1	0	0	0	0	1	1994
10261	168	146.4	21979	0	0	0	0	0	0	1	0	0	0	0	0	1994
10364	168	141.7	21082	0	0	0	0	0	0	1	0	0	0	0	0	1994
10274	168	137.7	20268	0	0	0	0	0	0	0	1	0	0	0	0	1994
10280	168	142.9	21275	0	0	0	0	0	0	0	1	0	0	0	0	1994
10144	168	140.2	20508	0	0	0	0	0	0	0	1	0	0	0	0	1994
10260	168	140.9	20734	0	0	0	0	0	0	0	1	0	0	0	0	1994
10371	168	143.2	21267	0	0	0	0	0	0	0	1	0	0	0	0	1994
10214	168	135.5	19469	0	0	0	0	0	0	0	0	1	0	0	0	1994
10273	151	134.0	19345	0	0	0	0	0	0	0	0	1	0	0	0	1994
10283	168	136.5	19666	0	0	0	0	0	0	0	0	1	0	0	0	1994
10245	168	139.5	20374	0	0	0	0	0	0	0	0	1	0	0	0	1994
10157	24	130.8	18450	0	0	0	0	0	0	0	0	1	0	0	0	1994
10262	168	138.4	20164	0	0	0	0	0	0	0	0	0	1	0	0	1994
10282	168	140.2	20519	0	0	0	0	0	0	0	0	0	1	0	0	1994
10140	168	132.6	18755	0	0	0	0	0	0	0	0	0	1	0	0	1994
10369	168	134.1	19048	0	0	0	0	0	0	0	0	0	1	0	0	1994
10291	169	139.2	20262	0	0	0	0	0	0	0	0	0	0	1	0	1994
10271	168	142.8	21209	0	0	0	0	0	0	0	0	0	0	1	0	1994
10185	168	136.0	19670	0	0	0	0	0	0	0	0	0	0	1	0	1994
10224	141	128.5	17951	0	0	0	0	0	0	0	0	0	0	1	0	1994

Data Base for SMITH 1 Target Heat Rate Equation

HR	HOUR	AMW	LSRF	JAN	FEB	MAR	APR	MAY	JUN	JUL	AUG	SEP	OCT	NOV	NS	YEAR
10299	115	137.6	20146	0	0	0	0	0	0	0	0	0	0	1	1	1994
10481	168	128.9	18412	0	0	0	0	0	0	0	0	0	0	0	0	1994
10419	168	136.7	19814	0	0	0	0	0	0	0	0	0	0	0	0	1994
10301	168	135.6	19512	0	0	0	0	0	0	0	0	0	0	0	0	1994
10329	168	126.0	17079	0	0	0	0	0	0	0	0	0	0	0	0	1994
10310	168	155.2	24312	1	0	0	0	0	0	0	0	0	0	0	0	1995
10387	168	154.6	24256	1	0	0	0	0	0	0	0	0	0	0	0	1995
10300	168	158.4	25108	1	0	0	0	0	0	0	0	0	0	0	0	1995
10342	168	157.8	24903	1	0	0	0	0	0	0	0	0	0	0	0	1995
10471	151	143.8	21707	1	0	0	0	0	0	0	0	0	0	0	0	1995
10373	168	157.2	24878	0	1	0	0	0	0	0	0	0	0	0	0	1995
10107	168	149.9	22965	0	1	0	0	0	0	0	0	0	0	0	0	1995
10245	168	141.6	21182	0	1	0	0	0	0	0	0	0	0	0	0	1995
10138	168	150.2	22814	0	1	0	0	0	0	0	0	0	0	0	0	1995
10174	168	151.8	23319	0	0	1	0	0	0	0	0	0	0	0	0	1995
10200	168	158.0	25021	0	0	1	0	0	0	0	0	0	0	0	0	1995
10650	168	158.5	25157	0	0	1	0	0	0	0	0	0	0	0	0	1995
10225	168	158.3	25074	0	0	1	0	0	0	0	0	0	0	0	0	1995
10446	167	155.0	24160	0	0	0	1	0	0	0	0	0	0	0	0	1995
10356	163	149.8	22784	0	0	0	1	0	0	0	0	0	0	0	0	1995
10263	149	151.2	23218	0	0	0	0	1	0	0	0	0	0	0	1	1995
10064	168	153.0	23719	0	0	0	0	1	0	0	0	0	0	0	0	1995
10047	168	158.4	25176	0	0	0	0	1	0	0	0	0	0	0	0	1995
10051	168	152.1	23491	0	0	0	0	1	0	0	0	0	0	0	0	1995
10161	168	155.2	24284	0	0	0	0	1	0	0	0	0	0	0	0	1995
10109	168	159.1	25336	0	0	0	0	0	1	0	0	0	0	0	0	1995
10245	168	158.8	25210	0	0	0	0	0	1	0	0	0	0	0	0	1995
10226	111	151.1	23355	0	0	0	0	0	1	0	0	0	0	0	1	1995
10092	168	159.9	25581	0	0	0	0	0	1	0	0	0	0	0	0	1995
10199	168	146.8	22043	0	0	0	0	0	0	1	0	0	0	0	0	1995
10386	168	147.5	22268	0	0	0	0	0	0	1	0	0	0	0	0	1995
10285	168	153.1	23555	0	0	0	0	0	0	1	0	0	0	0	0	1995
10292	168	152.2	23542	0	0	0	0	0	0	1	0	0	0	0	0	1995
10224	168	150.4	22894	0	0	0	0	0	0	0	1	0	0	0	0	1995
10291	168	150.4	22925	0	0	0	0	0	0	0	1	0	0	0	0	1995
10221	168	156.9	24671	0	0	0	0	0	0	0	1	0	0	0	0	1995
10116	168	155.1	24130	0	0	0	0	0	0	0	1	0	0	0	0	1995
10209	168	150.3	22844	0	0	0	0	0	0	0	1	0	0	0	0	1995
10191	168	135.9	19805	0	0	0	0	0	0	0	0	1	0	0	0	1995
10261	168	149.0	22638	0	0	0	0	0	0	0	0	1	0	0	0	1995
10186	168	148.8	22572	0	0	0	0	0	0	0	0	1	0	0	0	1995
10140	168	153.0	23696	0	0	0	0	0	0	0	0	1	0	0	0	1995
9991	24	157.0	24689	0	0	0	0	0	0	0	0	1	0	0	0	1995
10209	143	147.6	22723	0	0	0	0	0	0	0	0	0	1	0	1	1995
10275	168	151.0	23377	0	0	0	0	0	0	0	0	0	1	0	0	1995
10299	168	145.7	21664	0	0	0	0	0	0	0	0	0	1	0	0	1995
10273	168	155.1	24156	0	0	0	0	0	0	0	0	0	1	0	0	1995

Data Base for SMITH 1 Target Heat Rate Equation

HR	HOUR	AMW	LSRF	JAN	FEB	MAR	APR	MAY	JUN	JUL	AUG	SEP	OCT	NOV	NS	YEAR
10303	135	154.6	24576	0	0	0	0	0	0	0	0	0	0	1	1	1995
10305	168	157.8	24968	0	0	0	0	0	0	0	0	0	0	1	0	1995
10266	168	153.2	23708	0	0	0	0	0	0	0	0	0	0	1	0	1995
10478	141	141.0	20822	0	0	0	0	0	0	0	0	0	0	1	0	1995
12129	21	66.5	4725	0	0	0	0	0	0	0	0	0	0	1	1	1995
10292	168	139.5	20477	0	0	0	0	0	0	0	0	0	0	0	0	1995
10243	168	145.9	21997	0	0	0	0	0	0	0	0	0	0	0	0	1995
10381	168	140.1	20763	0	0	0	0	0	0	0	0	0	0	0	0	1995
10338	168	153.0	23685	0	0	0	0	0	0	0	0	0	0	0	0	1995
10403	168	139.2	20712	1	0	0	0	0	0	0	0	0	0	0	0	1996
10383	168	156.8	24669	1	0	0	0	0	0	0	0	0	0	0	0	1996
10301	168	148.9	22482	1	0	0	0	0	0	0	0	0	0	0	0	1996
10363	168	150.8	23205	1	0	0	0	0	0	0	0	0	0	0	0	1996
10393	168	148.5	22737	1	0	0	0	0	0	0	0	0	0	0	0	1996
10683	168	148.1	22373	0	1	0	0	0	0	0	0	0	0	0	0	1996
10575	168	137.1	19965	0	1	0	0	0	0	0	0	0	0	0	0	1996
10298	168	141.5	20761	0	1	0	0	0	0	0	0	0	0	0	0	1996
10378	168	142.3	20901	0	1	0	0	0	0	0	0	0	0	0	0	1996
10262	168	147.6	22211	0	0	1	0	0	0	0	0	0	0	0	0	1996
10241	168	148.9	22801	0	0	1	0	0	0	0	0	0	0	0	0	1996
10299	168	150.3	23124	0	0	1	0	0	0	0	0	0	0	0	0	1996
10264	168	144.0	21376	0	0	1	0	0	0	0	0	0	0	0	0	1996
10507	24	132.1	18885	0	0	1	0	0	0	0	0	0	0	0	0	1996
10473	108	143.5	21488	0	0	0	1	0	0	0	0	0	0	0	0	1996
10363	41	138.8	20634	0	0	0	1	0	0	0	0	0	0	0	1	1996
10348	168	145.8	22030	0	0	0	1	0	0	0	0	0	0	0	0	1996
10077	168	154.6	24137	0	0	0	0	1	0	0	0	0	0	0	0	1996
10182	168	150.8	23193	0	0	0	0	1	0	0	0	0	0	0	0	1996
10233	168	143.5	21399	0	0	0	0	1	0	0	0	0	0	0	0	1996
10255	168	152.1	23338	0	0	0	0	1	0	0	0	0	0	0	0	1996
10349	168	142.8	21393	0	0	0	0	1	0	0	0	0	0	0	0	1996
10212	168	151.0	23239	0	0	0	0	0	1	0	0	0	0	0	0	1996
10215	160	149.4	22942	0	0	0	0	0	1	0	0	0	0	0	0	1996
10236	168	153.1	23634	0	0	0	0	0	1	0	0	0	0	0	0	1996
10249	168	152.7	23633	0	0	0	0	0	1	0	0	0	0	0	0	1996
10238	168	151.6	23243	0	0	0	0	0	0	1	0	0	0	0	0	1996
10224	168	157.4	24844	0	0	0	0	0	0	1	0	0	0	0	0	1996
10184	168	158.3	25073	0	0	0	0	0	0	1	0	0	0	0	0	1996
10135	168	156.6	24665	0	0	0	0	0	0	1	0	0	0	0	0	1996
10222	168	155.3	24349	0	0	0	0	0	0	0	1	0	0	0	0	1996
10192	168	155.7	24309	0	0	0	0	0	0	0	1	0	0	0	0	1996
10345	168	149.9	22838	0	0	0	0	0	0	0	1	0	0	0	0	1996
10259	168	148.6	22458	0	0	0	0	0	0	0	1	0	0	0	0	1996
10361	168	145.0	21700	0	0	0	0	0	0	0	1	0	0	0	0	1996
10504	168	141.6	20879	0	0	0	0	0	0	0	0	1	0	0	0	1996
10082	168	144.4	21594	0	0	0	0	0	0	0	0	1	0	0	0	1996
10148	168	144.1	21626	0	0	0	0	0	0	0	0	1	0	0	0	1996

Data Base for SMITH 1 Target Heat Rate Equation

HR	HOUR	AMW	LSRF	JAN	FEB	MAR	APR	MAY	JUN	JUL	AUG	SEP	OCT	NOV	NS	YEAR
10145	168	144.6	21786	0	0	0	0	0	0	0	0	1	0	0	0	1996
10286	24	144.4	21518	0	0	0	0	0	0	0	0	1	0	0	0	1996

Data Base for SMITH 1 Target Heat Rate Equation

HR Average net operating heat rate based on unadjusted measured fuel consumption, before adjustment for unit start ups after shutdown for 24 hours or more, in BTU/KWH.

HOUR Number of hours the unit was synchronized during the week.

AMW Average load on the unit, in MW.

LSRF Load square range factor, in MW².

JAN to NOV The number 1 indicates the month of the observation. All 0's indicate December.

NS Number of unit start ups during the week after being shut down for 24 hours or more.

YEAR The year of the observation.

* Indicates data points removed from the analysis of the target heat rate equation because they were out of the 90% confidence interval.

Data Base for SMITH 2 Target Heat Rate Equation

HR	HOUR	AMW	LSRF	JAN	FEB	MAR	APR	MAY	JUN	JUL	AUG	SEP	OCT	NOV	NS	YEAR
10285	168	170.8	29966	0	0	0	0	0	0	0	0	0	1	0	0	1993
10228	168	172.7	30613	0	0	0	0	0	0	0	0	0	1	0	0	1993
10246	168	180.4	32926	0	0	0	0	0	0	0	0	0	0	0	0	1993
10290	168	169.0	29624	0	0	0	0	0	0	0	0	0	1	0	0	1993
10408	168	179.0	32670	0	0	0	0	0	0	0	0	0	0	1	0	1993
10477	168	176.8	31863	0	0	0	0	0	0	0	0	0	0	1	0	1993
10459	168	181.0	33063	0	0	0	0	0	0	0	0	0	0	1	0	1993
10358	168	169.9	29777	0	0	0	0	0	0	0	0	0	0	1	0	1993
10387	158	154.8	26107	0	0	0	0	0	0	0	0	0	0	1	0	1993
10635	100	122.2	17258	0	0	0	0	0	0	0	0	0	0	0	1	1993
10728	168	106.1	13450	0	0	0	0	0	0	0	0	0	0	0	0	1993
10788	168	97.1	10835	0	0	0	0	0	0	0	0	0	0	0	0	1993
10522	168	167.0	29059	1	0	0	0	0	0	0	0	0	0	0	0	1994
10363	168	172.4	30458	1	0	0	0	0	0	0	0	0	0	0	0	1994
10374	168	182.5	33459	1	0	0	0	0	0	0	0	0	0	0	0	1994
10217	168	170.5	29699	1	0	0	0	0	0	0	0	0	0	0	0	1994
10373	168	174.7	31185	1	0	0	0	0	0	0	0	0	0	0	0	1994
10354	168	164.3	28013	0	1	0	0	0	0	0	0	0	0	0	0	1994
10295	168	176.6	31738	0	1	0	0	0	0	0	0	0	0	0	0	1994
10316	168	168.5	29067	0	1	0	0	0	0	0	0	0	0	0	0	1994
10302	168	172.7	30648	0	1	0	0	0	0	0	0	0	0	0	0	1994
10428	12	111.4	14187	0	0	1	0	0	0	0	0	0	0	0	0	1994
10595	139	162.6	27648	0	0	1	0	0	0	0	0	0	0	0	1	1994
10392	168	172.2	30389	0	0	1	0	0	0	0	0	0	0	0	0	1994
10420	167	179.4	32553	0	0	0	1	0	0	0	0	0	0	0	0	1994
10450	168	177.7	32097	0	0	0	1	0	0	0	0	0	0	0	0	1994
10435	168	173.3	30774	0	0	0	1	0	0	0	0	0	0	0	0	1994
10476	168	179.9	32659	0	0	0	1	0	0	0	0	0	0	0	0	1994
10502	168	178.3	32230	0	0	0	0	1	0	0	0	0	0	0	0	1994
10504	168	178.7	32304	0	0	0	0	1	0	0	0	0	0	0	0	1994
10555	168	168.3	29348	0	0	0	0	1	0	0	0	0	0	0	0	1994
10269	168	161.2	27916	0	0	0	0	1	0	0	0	0	0	0	0	1994
10258	139	165.5	28932	0	0	0	0	1	0	0	0	0	0	0	1	1994
10459	168	169.9	29861	0	0	0	0	0	1	0	0	0	0	0	0	1994
10670	168	165.5	28736	0	0	0	0	0	1	0	0	0	0	0	0	1994
10437	168	163.3	28171	0	0	0	0	0	1	0	0	0	0	0	0	1994
10482	168	166.5	29039	0	0	0	0	0	1	0	0	0	0	0	0	1994
10432	168	146.4	24043	0	0	0	0	0	0	1	0	0	0	0	0	1994
10468	168	154.0	26029	0	0	0	0	0	0	1	0	0	0	0	0	1994
10526	168	162.1	27784	0	0	0	0	0	0	1	0	0	0	0	0	1994
10472	135	154.9	26140	0	0	0	0	0	0	1	0	0	0	0	1	1994
10507	168	156.6	26531	0	0	0	0	0	0	0	1	0	0	0	0	1994
10491	168	160.1	27229	0	0	0	0	0	0	0	1	0	0	0	0	1994
10615	168	159.9	27245	0	0	0	0	0	0	0	1	0	0	0	0	1994
10387	168	157.5	26571	0	0	0	0	0	0	0	1	0	0	0	0	1994
10694	168	158.6	26713	0	0	0	0	0	0	0	1	0	0	0	0	1994
10362	168	138.8	21574	0	0	0	0	0	0	0	0	1	0	0	0	1994

Data Base for SMITH 2 Target Heat Rate Equation

HR	HOUR	AMW	LSRF	JAN	FEB	MAR	APR	MAY	JUN	JUL	AUG	SEP	OCT	NOV	NS	YEAR
10308	168	144.7	23433	0	0	0	0	0	0	0	0	1	0	0	0	1994
10360	168	141.0	22259	0	0	0	0	0	0	0	0	1	0	0	0	1994
10427	168	149.5	24504	0	0	0	0	0	0	0	0	1	0	0	0	1994
10318	24	154.5	25890	0	0	0	0	0	0	0	0	1	0	0	0	1994
10514	168	144.6	22915	0	0	0	0	0	0	0	0	0	1	0	0	1994
10573	168	144.9	22992	0	0	0	0	0	0	0	0	0	1	0	0	1994
10464	168	136.1	20768	0	0	0	0	0	0	0	0	0	1	0	0	1994
10487	168	132.2	19351	0	0	0	0	0	0	0	0	0	1	0	0	1994
10424	169	144.8	23109	0	0	0	0	0	0	0	0	0	0	1	0	1994
10311	168	151.7	25340	0	0	0	0	0	0	0	0	0	0	1	0	1994
10253	168	142.6	22710	0	0	0	0	0	0	0	0	0	0	1	0	1994
10232	168	129.8	19059	0	0	0	0	0	0	0	0	0	0	1	0	1994
10346	133	127.2	18706	0	0	0	0	0	0	0	0	0	0	1	0	1994
10504	118	136.6	21154	0	0	0	0	0	0	0	0	0	0	0	1	1994
10409	132	132.2	19823	0	0	0	0	0	0	0	0	0	0	0	0	1994
10299	116	180.2	33326	1	0	0	0	0	0	0	0	0	0	0	1	1995
10205	168	174.0	31197	1	0	0	0	0	0	0	0	0	0	0	0	1995
10420	168	182.4	33444	1	0	0	0	0	0	0	0	0	0	0	0	1995
10520	168	183.8	34015	1	0	0	0	0	0	0	0	0	0	0	0	1995
10407	168	168.3	29343	1	0	0	0	0	0	0	0	0	0	0	0	1995
10427	168	178.4	32422	0	1	0	0	0	0	0	0	0	0	0	0	1995
10216	167	162.5	27914	0	1	0	0	0	0	0	0	0	0	0	0	1995
10492	115	156.0	26398	0	1	0	0	0	0	0	0	0	0	0	1	1995
10134	168	162.1	27418	0	1	0	0	0	0	0	0	0	0	0	0	1995
10165	168	171.3	30367	0	0	1	0	0	0	0	0	0	0	0	0	1995
10356	168	174.9	31060	0	0	1	0	0	0	0	0	0	0	0	0	1995
10363	168	174.5	31111	0	0	1	0	0	0	0	0	0	0	0	0	1995
10573	140	165.8	28879	0	0	0	1	0	0	0	0	0	0	0	1	1995
10363	168	169.8	29964	0	0	0	1	0	0	0	0	0	0	0	0	1995
10313	168	170.9	30102	0	0	0	1	0	0	0	0	0	0	0	0	1995
10368	168	165.8	28951	0	0	0	0	1	0	0	0	0	0	0	0	1995
10314	168	170.6	30259	0	0	0	0	1	0	0	0	0	0	0	0	1995
10251	168	178.4	32396	0	0	0	0	1	0	0	0	0	0	0	0	1995
10308	168	167.3	29330	0	0	0	0	1	0	0	0	0	0	0	0	1995
10458	168	173.8	31175	0	0	0	0	1	0	0	0	0	0	0	0	1995
10377	168	186.7	34930	0	0	0	0	0	1	0	0	0	0	0	0	1995
10420	168	187.8	35296	0	0	0	0	0	1	0	0	0	0	0	0	1995
10296	168	183.2	33885	0	0	0	0	0	1	0	0	0	0	0	0	1995
10194	168	188.8	35638	0	0	0	0	0	1	0	0	0	0	0	0	1995
10343	168	165.3	28604	0	0	0	0	0	0	1	0	0	0	0	0	1995
10505	168	170.1	29969	0	0	0	0	0	0	1	0	0	0	0	0	1995
10466	168	178.9	32481	0	0	0	0	0	0	1	0	0	0	0	0	1995
10551	167	176.7	32050	0	0	0	0	0	0	1	0	0	0	0	0	1995
10614	78	159.6	27520	0	0	0	0	0	0	0	1	0	0	0	2	1995
10624	145	160.0	27267	0	0	0	0	0	0	0	1	0	0	0	0	1995
10533	141	178.4	32615	0	0	0	0	0	0	0	1	0	0	0	1	1995
10221	168	178.6	32247	0	0	0	0	0	0	0	1	0	0	0	0	1995

Data Base for SMITH 2 Target Heat Rate Equation

HR	HOUR	AMW	LSRF	JAN	FEB	MAR	APR	MAY	JUN	JUL	AUG	SEP	OCT	NOV	NS	YEAR
10293	168	174.2	31043	0	0	0	0	0	0	0	1	0	0	0	0	1995
10293	165	149.2	24927	0	0	0	0	0	0	0	0	1	0	0	0	1995
10223	142	171.2	30647	0	0	0	0	0	0	0	0	1	0	0	1	1995
10171	168	169.5	29989	0	0	0	0	0	0	0	0	1	0	0	0	1995
10608	77	158.8	27608	0	0	0	0	0	0	0	0	0	1	0	1	1995
10320	168	172.9	31063	0	0	0	0	0	0	0	0	0	1	0	0	1995
10281	168	170.6	29973	0	0	0	0	0	0	0	0	0	1	0	0	1995
10240	145	172.8	30948	0	0	0	0	0	0	0	0	0	1	0	0	1995
10236	146	135.6	19238	0	0	0	0	0	0	0	0	0	0	1	0	1995
10027	23	125.5	16417	0	0	0	0	0	0	0	0	0	0	1	0	1995
10234	167	171.5	30477	0	0	0	0	0	0	0	0	0	0	1	1	1995
10398	168	155.4	26034	0	0	0	0	0	0	0	0	0	0	1	0	1995
10251	168	181.4	33257	0	0	0	0	0	0	0	0	0	0	1	0	1995
10347	168	158.7	27170	0	0	0	0	0	0	0	0	0	0	0	0	1995
10369	148	166.0	29046	0	0	0	0	0	0	0	0	0	0	0	0	1995
10398	139	163.5	28542	0	0	0	0	0	0	0	0	0	0	0	1	1995
10298	168	171.8	30253	0	0	0	0	0	0	0	0	0	0	0	0	1995
10361	168	155.4	26356	1	0	0	0	0	0	0	0	0	0	0	0	1996
10631	168	182.5	33556	1	0	0	0	0	0	0	0	0	0	0	0	1996
10586	168	168.2	29153	1	0	0	0	0	0	0	0	0	0	0	0	1996
10544	168	172.6	30801	1	0	0	0	0	0	0	0	0	0	0	0	1996
10315	168	169.2	29964	1	0	0	0	0	0	0	0	0	0	0	0	1996
10389	168	167.4	29119	0	1	0	0	0	0	0	0	0	0	0	0	1996
10440	131	143.1	23005	0	1	0	0	0	0	0	0	0	0	0	1	1996
10350	168	159.2	27076	0	1	0	0	0	0	0	0	0	0	0	0	1996
10289	168	158.6	26722	0	1	0	0	0	0	0	0	0	0	0	0	1996
10286	168	171.7	30339	0	0	1	0	0	0	0	0	0	0	0	0	1996
10476	15	161.2	28329	0	0	1	0	0	0	0	0	0	0	0	0	1996
11576	16	135.8	20555	0	0	1	0	0	0	0	0	0	0	0	1	1996
10616	168	157.5	26608	0	0	1	0	0	0	0	0	0	0	0	0	1996
10789	24	141.4	22272	0	0	1	0	0	0	0	0	0	0	0	0	1996
10562	167	173.4	30874	0	0	0	1	0	0	0	0	0	0	0	0	1996
10306	168	181.8	33373	0	0	0	1	0	0	0	0	0	0	0	0	1996
10288	168	180.7	33053	0	0	0	1	0	0	0	0	0	0	0	0	1996
10407	155	158.7	27174	0	0	0	1	0	0	0	0	0	0	0	0	1996
10144	154	171.7	30455	0	0	0	0	1	0	0	0	0	0	0	1	1996
10244	168	171.5	30410	0	0	0	0	1	0	0	0	0	0	0	0	1996
10275	168	163.2	28344	0	0	0	0	1	0	0	0	0	0	0	0	1996
10265	168	174.1	30924	0	0	0	0	1	0	0	0	0	0	0	0	1996
10321	168	159.6	27350	0	0	0	0	1	0	0	0	0	0	0	0	1996
10258	168	169.2	29701	0	0	0	0	0	1	0	0	0	0	0	0	1996
10333	129	164.4	28561	0	0	0	0	0	1	0	0	0	0	0	1	1996
10274	168	174.4	31058	0	0	0	0	0	1	0	0	0	0	0	0	1996
10258	168	175.7	31593	0	0	0	0	0	1	0	0	0	0	0	0	1996
10308	168	172.4	30540	0	0	0	0	0	0	1	0	0	0	0	0	1996
10407	168	180.9	33028	0	0	0	0	0	0	1	0	0	0	0	0	1996
10474	148	179.9	32962	0	0	0	0	0	0	1	0	0	0	0	0	1996

Data Base for SMITH 2 Target Heat Rate Equation

HR	HOUR	AMW	LSRF	JAN	FEB	MAR	APR	MAY	JUN	JUL	AUG	SEP	OCT	NOV	NS	YEAR
10418	155	175.9	31924	0	0	0	0	0	0	1	0	0	0	0	0	1996
10478	168	177.3	32099	0	0	0	0	0	0	0	1	0	0	0	0	1996
10413	168	177.6	32033	0	0	0	0	0	0	0	1	0	0	0	0	1996
10523	168	171.0	30187	0	0	0	0	0	0	0	1	0	0	0	0	1996
10543	168	169.9	29848	0	0	0	0	0	0	0	1	0	0	0	0	1996
10568	168	163.8	28367	0	0	0	0	0	0	0	1	0	0	0	0	1996
10638	154	156.0	26482	0	0	0	0	0	0	0	0	1	0	0	0	1996
10357	158	157.2	26715	0	0	0	0	0	0	0	0	1	0	0	1	1996
10278	168	163.0	28333	0	0	0	0	0	0	0	0	1	0	0	0	1996
10352	168	161.5	27867	0	0	0	0	0	0	0	0	1	0	0	0	1996
10428	24	163.0	28271	0	0	0	0	0	0	0	0	1	0	0	0	1996

Data Base for SMITH 2 Target Heat Rate Equation

HR Average net operating heat rate based on unadjusted measured fuel consumption, before adjustment for unit start ups after shutdown for 24 hours or more, in BTU/KWH.

HOUR Number of hours the unit was synchronized during the week.

AMW Average load on the unit, in MW.

LSRF Load square range factor, in MW².

JAN to NOV The number 1 indicates the month of the observation. All 0's indicate December.

NS Number of unit start ups during the week after being shut down for 24 hours or more.

YEAR The year of the observation.

* Indicates data points removed from the analysis of the target heat rate equation because they were out of the 90% confidence interval.

Data Base for DANIEL 1 Target Heat Rate Equation

HR	HOUR	AMW	LSRF	JAN	FEB	MAR	APR	MAY	JUN	JUL	AUG	SEP	OCT	NOV	NS	YEAR
10629	11	165.5	30801	0	0	0	0	0	0	0	0	0	1	0	0	1993
10526	137	226.4	64132	0	0	0	0	0	0	0	0	0	0	1	1	1993
11163	45	189.6	43955	0	0	0	0	0	0	0	0	0	0	1	1	1993
10379	105	242.2	75192	0	0	0	0	0	0	0	0	0	0	1	1	1993
10886	107	162.8	27446	0	0	0	0	0	0	0	0	0	0	1	0	1993
10092	168	267.3	83672	1	0	0	0	0	0	0	0	0	0	0	0	1994
9862	168	373.8	156200	1	0	0	0	0	0	0	0	0	0	0	0	1994
9968	168	296.3	100772	1	0	0	0	0	0	0	0	0	0	0	0	1994
10120	168	405.8	166334	1	0	0	0	0	0	0	0	0	0	0	0	1994
10096	168	407.6	167534	0	1	0	0	0	0	0	0	0	0	0	0	1994
10040	168	427.2	182517	0	1	0	0	0	0	0	0	0	0	0	0	1994
9975	23	378.3	149905	0	1	0	0	0	0	0	0	0	0	0	0	1994
10061	76	354.9	136534	0	0	0	1	0	0	0	0	0	0	0	1	1994
10357	154	336.1	119122	0	0	0	1	0	0	0	0	0	0	0	0	1994
10222	168	390.1	154336	0	0	0	1	0	0	0	0	0	0	0	0	1994
10048	168	430.3	185999	0	0	0	1	0	0	0	0	0	0	0	0	1994
9573	168	390.3	164160	0	0	0	0	1	0	0	0	0	0	0	0	1994
9945	168	311.6	118556	0	0	0	0	1	0	0	0	0	0	0	0	1994
10517	168	266.5	90096	0	0	0	0	1	0	0	0	0	0	0	0	1994
10362	168	262.2	86434	0	0	0	0	1	0	0	0	0	0	0	0	1994
10549	168	253.2	79757	0	0	0	0	1	0	0	0	0	0	0	0	1994
10484	168	252.4	80410	0	0	0	0	0	1	0	0	0	0	0	0	1994
10483	168	264.7	91410	0	0	0	0	0	1	0	0	0	0	0	0	1994
10352	168	249.1	80963	0	0	0	0	0	1	0	0	0	0	0	0	1994
10662	168	198.5	48416	0	0	0	0	0	1	0	0	0	0	0	0	1994
10718	168	207.3	55575	0	0	0	0	0	0	1	0	0	0	0	0	1994
10965	168	182.6	37478	0	0	0	0	0	0	1	0	0	0	0	0	1994
10324	131	286.8	105546	0	0	0	0	0	0	1	0	0	0	0	1	1994
10426	168	258.9	83486	0	0	0	0	0	0	1	0	0	0	0	0	1994
10031	168	348.4	141102	0	0	0	0	0	0	0	1	0	0	0	0	1994
10090	168	378.0	161966	0	0	0	0	0	0	0	1	0	0	0	0	1994
10469	168	357.4	146750	0	0	0	0	0	0	0	1	0	0	0	0	1994
10141	168	344.6	138508	0	0	0	0	0	0	0	1	0	0	0	0	1994
10222	168	355.3	145979	0	0	0	0	0	0	0	1	0	0	0	0	1994
10314	167	331.0	126090	0	0	0	0	0	0	0	0	1	0	0	0	1994
10188	168	383.3	163103	0	0	0	0	0	0	0	0	1	0	0	0	1994
10420	113	355.6	141720	0	0	0	0	0	0	0	0	1	0	0	0	1994
10412	81	392.6	170141	0	0	0	0	0	0	0	0	1	0	0	1	1994
9783	24	453.9	211989	0	0	0	0	0	0	0	0	1	0	0	0	1994
10439	168	361.3	136823	0	0	0	0	0	0	0	0	0	1	0	0	1994
10432	168	360.0	136510	0	0	0	0	0	0	0	0	0	1	0	0	1994
10432	168	376.4	146110	0	0	0	0	0	0	0	0	0	1	0	0	1994
10591	47	346.3	127218	0	0	0	0	0	0	0	0	0	1	0	0	1994
10395	114	383.6	152056	0	0	0	0	0	0	0	0	0	0	1	1	1994
10249	168	379.0	147266	0	0	0	0	0	0	0	0	0	0	1	0	1994
10381	168	381.0	149407	0	0	0	0	0	0	0	0	0	0	1	0	1994
10402	168	394.1	158400	0	0	0	0	0	0	0	0	0	0	0	0	1994

Data Base for DANIEL 1 Target Heat Rate Equation

HR	HOUR	AMW	LSRF	JAN	FEB	MAR	APR	MAY	JUN	JUL	AUG	SEP	OCT	NOV	NS	YEAR
10354	87	408.9	170394	0	0	0	0	0	0	0	0	0	0	0	0	1994
10732	116	299.3	100057	1	0	0	0	0	0	0	0	0	0	0	1	1995
10631	168	268.9	81034	1	0	0	0	0	0	0	0	0	0	0	0	1995
10393	168	381.9	149822	1	0	0	0	0	0	0	0	0	0	0	0	1995
10499	168	354.3	130013	1	0	0	0	0	0	0	0	0	0	0	0	1995
10551	168	324.7	114119	1	0	0	0	0	0	0	0	0	0	0	0	1995
10857	117	382.5	152144	0	1	0	0	0	0	0	0	0	0	0	1	1995
10574	168	351.8	129906	0	1	0	0	0	0	0	0	0	0	0	0	1995
10516	168	330.0	115432	0	1	0	0	0	0	0	0	0	0	0	0	1995
10497	168	346.2	122924	0	1	0	0	0	0	0	0	0	0	0	0	1995
10479	121	369.7	142764	0	0	1	0	0	0	0	0	0	0	0	0	1995
10898	64	315.8	102049	0	0	1	0	0	0	0	0	0	0	0	1	1995
10695	83	332.5	114012	0	0	1	0	0	0	0	0	0	0	0	1	1995
10491	168	352.8	128577	0	0	1	0	0	0	0	0	0	0	0	0	1995
10490	167	344.3	125972	0	0	0	1	0	0	0	0	0	0	0	0	1995
10709	124	354.6	135572	0	0	0	1	0	0	0	0	0	0	0	1	1995
10481	168	367.1	147493	0	0	0	1	0	0	0	0	0	0	0	0	1995
10760	168	376.0	151333	0	0	0	1	0	0	0	0	0	0	0	0	1995
10717	168	287.3	95512	0	0	0	0	1	0	0	0	0	0	0	0	1995
10501	72	233.1	61578	0	0	0	0	1	0	0	0	0	0	0	0	1995
10501	112	312.9	118164	0	0	0	0	1	0	0	0	0	0	0	1	1995
11013	168	200.0	50198	0	0	0	0	1	0	0	0	0	0	0	0	1995
10876	168	354.0	137119	0	0	0	0	1	0	0	0	0	0	0	0	1995
10642	168	266.5	86931	0	0	0	0	0	1	0	0	0	0	0	0	1995
11099	111	210.2	56650	0	0	0	0	0	1	0	0	0	0	0	0	1995
10855	137	242.1	73812	0	0	0	0	0	1	0	0	0	0	0	1	1995
10842	168	251.5	79744	0	0	0	0	0	1	0	0	0	0	0	0	1995
11199	104	228.5	66236	0	0	0	0	0	0	1	0	0	0	0	1	1995
10476	168	331.6	135731	0	0	0	0	0	0	1	0	0	0	0	0	1995
10493	168	324.8	125628	0	0	0	0	0	0	1	0	0	0	0	0	1995
10571	168	350.8	143158	0	0	0	0	0	0	1	0	0	0	0	0	1995
10328	142	404.6	175558	0	0	0	0	0	0	0	1	0	0	0	0	1995
11109	93	284.0	102242	0	0	0	0	0	0	0	1	0	0	0	2	1995
10367	168	365.4	155265	0	0	0	0	0	0	0	1	0	0	0	0	1995
10450	168	345.3	144231	0	0	0	0	0	0	0	1	0	0	0	0	1995
10515	163	318.5	127649	0	0	0	0	0	0	0	1	0	0	0	0	1995
10795	110	257.2	83804	0	0	0	0	0	0	0	0	1	0	0	1	1995
10543	168	288.1	101394	0	0	0	0	0	0	0	0	1	0	0	0	1995
10630	144	278.1	95227	0	0	0	0	0	0	0	0	1	0	0	0	1995
11177	127	317.0	114051	0	0	0	0	0	0	0	0	0	0	0	1	1995
10388	168	343.4	124341	0	0	0	0	0	0	0	0	0	0	0	0	1995
11074	168	269.8	82535	1	0	0	0	0	0	0	0	0	0	0	0	1996
10518	166	370.8	145008	1	0	0	0	0	0	0	0	0	0	0	0	1996
10350	64	300.8	101753	1	0	0	0	0	0	0	0	0	0	0	0	1996
10671	105	331.8	125509	1	0	0	0	0	0	0	0	0	0	0	1	1996
10342	168	394.1	166850	1	0	0	0	0	0	0	0	0	0	0	0	1996
10415	167	330.6	119581	0	1	0	0	0	0	0	0	0	0	0	0	1996

Data Base for DANIEL 1 Target Heat Rate Equation

HR	HOUR	AMW	LSRF	JAN	FEB	MAR	APR	MAY	JUN	JUL	AUG	SEP	OCT	NOV	NS	YEAR
10503	142	357.6	143590	0	1	0	0	0	0	0	0	0	0	0	1	1996
10399	168	349.1	136493	0	1	0	0	0	0	0	0	0	0	0	0	1996
10251	168	366.1	148093	0	1	0	0	0	0	0	0	0	0	0	0	1996
10324	168	408.9	174215	0	0	1	0	0	0	0	0	0	0	0	0	1996
10392	153	426.0	189758	0	0	1	0	0	0	0	0	0	0	0	0	1996
10283	168	423.3	186093	0	0	1	0	0	0	0	0	0	0	0	0	1996
10329	168	393.2	156573	0	0	1	0	0	0	0	0	0	0	0	0	1996
10191	24	388.5	151716	0	0	1	0	0	0	0	0	0	0	0	0	1996
10228	92	414.7	174316	0	0	0	1	0	0	0	0	0	0	0	0	1996
10547	100	405.2	171374	0	0	0	1	0	0	0	0	0	0	0	1	1996
10477	168	395.8	161269	0	0	0	1	0	0	0	0	0	0	0	0	1996
10634	168	294.1	95104	0	0	0	1	0	0	0	0	0	0	0	0	1996
10325	168	360.2	132130	0	0	0	0	1	0	0	0	0	0	0	0	1996
10388	168	401.3	167524	0	0	0	0	1	0	0	0	0	0	0	0	1996
10559	168	362.2	147236	0	0	0	0	1	0	0	0	0	0	0	0	1996
10552	168	391.4	164906	0	0	0	0	1	0	0	0	0	0	0	0	1996
10618	168	349.1	137431	0	0	0	0	1	0	0	0	0	0	0	0	1996
10292	168	314.9	120960	0	0	0	0	0	1	0	0	0	0	0	0	1996
10639	168	387.4	159682	0	0	0	0	0	1	0	0	0	0	0	0	1996
10645	168	383.7	156545	0	0	0	0	0	1	0	0	0	0	0	0	1996
10204	132	386.0	159559	0	0	0	0	0	1	0	0	0	0	0	0	1996
10394	153	333.2	135606	0	0	0	0	0	0	1	0	0	0	0	1	1996
10247	168	365.6	156769	0	0	0	0	0	0	1	0	0	0	0	0	1996
10242	138	397.7	177299	0	0	0	0	0	0	1	0	0	0	0	1	1996
9961	168	371.8	161217	0	0	0	0	0	0	1	0	0	0	0	0	1996
10138	168	368.4	159178	0	0	0	0	0	0	0	1	0	0	0	0	1996
10217	168	364.0	157202	0	0	0	0	0	0	0	1	0	0	0	0	1996
10410	168	360.3	156432	0	0	0	0	0	0	0	1	0	0	0	0	1996
10309	168	337.6	140366	0	0	0	0	0	0	0	1	0	0	0	0	1996
10813	168	284.6	105093	0	0	0	0	0	0	0	1	0	0	0	0	1996
10520	168	331.3	132807	0	0	0	0	0	0	0	0	1	0	0	0	1996
10819	168	361.1	133300	0	0	0	0	0	0	0	0	1	0	0	0	1996
10768	168	347.5	121243	0	0	0	0	0	0	0	0	1	0	0	0	1996
10480	119	356.3	128460	0	0	0	0	0	0	0	0	1	0	0	0	1996

Data Base for DANIEL 1 Target Heat Rate Equation

HR Average net operating heat rate based on unadjusted measured fuel consumption, before adjustment for unit start ups after shutdown for 24 hours or more, in BTU/KWH.

HOUR Number of hours the unit was synchronized during the week.

AMW Average load on the unit, in MW.

LSRF Load square range factor, in MW².

JAN to NOV The number 1 indicates the month of the observation. All 0's indicate December.

NS Number of unit start ups during the week after being shut down for 24 hours or more.

YEAR The year of the observation.

* Indicates data points removed from the analysis of the target heat rate equation because they were out of the 90% confidence interval.

Data Base for DANIEL 2 Target Heat Rate Equation

HR	HOUR	AMW	LSRF	JAN	FEB	MAR	APR	MAY	JUN	JUL	AUG	SEP	OCT	NOV	NS	YEAR
10093	168	330.3	134791	0	0	0	0	0	0	0	0	0	1	0	0	1993
9957	168	310.8	118560	0	0	0	0	0	0	0	0	0	1	0	0	1993
9959	168	333.1	134635	0	0	0	0	0	0	0	0	0	1	0	0	1993
11139	41	159.4	26285	0	0	0	0	0	0	0	0	0	1	0	0	1993
10424	107	233.0	67469	0	0	0	0	0	0	0	0	0	0	1	1	1993
10102	71	379.9	169841	1	0	0	0	0	0	0	0	0	0	0	1	1994
9820	22	269.9	85801	1	0	0	0	0	0	0	0	0	0	0	0	1994
9965	167	364.1	135503	0	0	1	0	0	0	0	0	0	0	0	1	1994
9895	168	423.3	179245	0	0	1	0	0	0	0	0	0	0	0	0	1994
9977	167	408.2	169741	0	0	1	0	0	0	0	0	0	0	0	0	1994
9955	167	423.8	179662	0	0	0	1	0	0	0	0	0	0	0	0	1994
10059	168	420.6	177116	0	0	0	1	0	0	0	0	0	0	0	0	1994
9973	168	422.7	178764	0	0	0	1	0	0	0	0	0	0	0	0	1994
9909	168	432.0	187246	0	0	0	1	0	0	0	0	0	0	0	0	1994
9307	168	412.6	180511	0	0	0	0	1	0	0	0	0	0	0	0	1994
9749	167	345.8	142954	0	0	0	0	1	0	0	0	0	0	0	0	1994
10218	168	293.1	105268	0	0	0	0	1	0	0	0	0	0	0	0	1994
10009	101	321.6	128769	0	0	0	0	1	0	0	0	0	0	0	1	1994
10667	59	253.2	81277	0	0	0	0	1	0	0	0	0	0	0	1	1994
10151	168	280.4	99429	0	0	0	0	0	1	0	0	0	0	0	0	1994
10349	168	286.0	106073	0	0	0	0	0	1	0	0	0	0	0	0	1994
10140	168	276.9	97922	0	0	0	0	0	1	0	0	0	0	0	0	1994
10080	168	291.6	90683	0	0	0	0	0	1	0	0	0	0	0	0	1994
10145	168	285.7	90395	0	0	0	0	0	0	1	0	0	0	0	0	1994
11937	108	216.1	52940	0	0	0	0	0	0	1	0	0	0	0	1	1994
9514	168	310.3	120378	0	0	0	0	0	0	1	0	0	0	0	0	1994
10750	168	311.3	112002	0	0	0	0	0	0	1	0	0	0	0	0	1994
8489	168	382.2	158118	0	0	0	0	0	0	0	1	0	0	0	0	1994
10196	120	384.9	165371	0	0	0	0	0	0	0	1	0	0	0	1	1994
10112	168	410.7	181515	0	0	0	0	0	0	0	1	0	0	0	0	1994
9933	168	394.8	168314	0	0	0	0	0	0	0	1	0	0	0	0	1994
10050	168	402.6	174643	0	0	0	0	0	0	0	1	0	0	0	0	1994
9973	168	361.0	141289	0	0	0	0	0	0	0	0	1	0	0	0	1994
10172	168	385.5	161130	0	0	0	0	0	0	0	0	1	0	0	0	1994
10130	168	375.2	151753	0	0	0	0	0	0	0	0	1	0	0	0	1994
10081	168	388.1	165912	0	0	0	0	0	0	0	0	1	0	0	0	1994
9747	24	446.4	205732	0	0	0	0	0	0	0	0	1	0	0	0	1994
10228	168	357.3	133663	0	0	0	0	0	0	0	0	0	1	0	0	1994
10273	146	341.4	124803	0	0	0	0	0	0	0	0	0	1	0	0	1994
10245	130	385.5	153999	0	0	0	0	0	0	0	0	0	0	1	1	1994
10011	168	398.9	161501	0	0	0	0	0	0	0	0	0	0	1	0	1994
10086	168	393.3	157758	0	0	0	0	0	0	0	0	0	0	1	0	1994
10159	168	399.6	161996	0	0	0	0	0	0	0	0	0	0	0	0	1994
10053	168	418.7	175682	0	0	0	0	0	0	0	0	0	0	0	0	1994
10073	168	419.9	176741	0	0	0	0	0	0	0	0	0	0	0	0	1994
10106	168	402.5	164397	0	0	0	0	0	0	0	0	0	0	0	0	1994
10204	168	336.3	121187	1	0	0	0	0	0	0	0	0	0	0	0	1995

Data Base for DANIEL 2 Target Heat Rate Equation

HR	HOUR	AMW	LSRF	JAN	FEB	MAR	APR	MAY	JUN	JUL	AUG	SEP	OCT	NOV	MS	YEAR
10563	85	252.3	69985	1	0	0	0	0	0	0	0	0	0	0	0	1995
10362	116	342.6	123305	1	0	0	0	0	0	0	0	0	0	0	1	1995
10235	168	360.3	137601	1	0	0	0	0	0	0	0	0	0	0	0	1995
9599	168	393.0	162575	0	1	0	0	0	0	0	0	0	0	0	0	1995
10389	168	377.9	148025	0	1	0	0	0	0	0	0	0	0	0	0	1995
10346	168	350.8	129436	0	1	0	0	0	0	0	0	0	0	0	0	1995
10420	168	362.4	133587	0	1	0	0	0	0	0	0	0	0	0	0	1995
10350	113	390.0	155398	0	0	1	0	0	0	0	0	0	0	0	0	1995
13189	13	196.5	41243	0	0	1	0	0	0	0	0	0	0	0	1	1995
10338	168	356.7	128281	0	0	1	0	0	0	0	0	0	0	0	0	1995
10326	168	350.0	127395	0	0	1	0	0	0	0	0	0	0	0	0	1995
10275	167	356.0	131239	0	0	0	1	0	0	0	0	0	0	0	0	1995
10341	168	366.4	138261	0	0	0	1	0	0	0	0	0	0	0	0	1995
9930	168	372.1	152985	0	0	0	1	0	0	0	0	0	0	0	0	1995
10383	168	378.7	148296	0	0	0	1	0	0	0	0	0	0	0	0	1995
10335	168	320.9	115784	0	0	0	0	1	0	0	0	0	0	0	0	1995
10316	168	314.6	114466	0	0	0	0	1	0	0	0	0	0	0	0	1995
10245	168	343.2	141604	0	0	0	0	1	0	0	0	0	0	0	0	1995
11003	114	209.0	56761	0	0	0	0	1	0	0	0	0	0	0	1	1995
10591	168	366.0	140614	0	0	0	0	1	0	0	0	0	0	0	0	1995
10309	168	305.4	113248	0	0	0	0	0	1	0	0	0	0	0	0	1995
10664	111	237.6	73445	0	0	0	0	0	1	0	0	0	0	0	0	1995
10897	70	250.2	78758	0	0	0	0	0	1	0	0	0	0	0	?	1995
10464	168	275.9	94821	0	0	0	0	0	1	0	0	0	0	0	0	1995
10944	102	231.2	68264	0	0	0	0	0	0	1	0	0	0	0	1	1995
10235	168	346.5	147412	0	0	0	0	0	0	1	0	0	0	0	0	1995
10202	168	344.6	140726	0	0	0	0	0	0	1	0	0	0	0	0	1995
10192	168	359.6	153115	0	0	0	0	0	0	1	0	0	0	0	0	1995
10445	168	291.4	107731	0	0	0	0	0	0	0	1	0	0	0	0	1995
10536	168	299.6	110824	0	0	0	0	0	0	0	1	0	0	0	0	1995
10155	168	388.2	173186	0	0	0	0	0	0	0	1	0	0	0	0	1995
10321	168	354.3	151498	0	0	0	0	0	0	0	1	0	0	0	0	1995
10305	168	330.4	135270	0	0	0	0	0	0	0	1	0	0	0	0	1995
10693	168	267.4	89350	0	0	0	0	0	0	0	0	1	0	0	0	1995
10361	167	294.6	106082	0	0	0	0	0	0	0	0	1	0	0	0	1995
10415	168	280.9	95840	0	0	0	0	0	0	0	0	1	0	0	0	1995
10840	128	202.1	50229	0	0	0	0	0	0	0	0	1	0	0	0	1995
10479	54	358.0	134863	0	0	0	0	0	0	0	0	0	1	0	1	1995
10642	168	335.2	122735	0	0	0	0	0	0	0	0	0	1	0	0	1995
10302	168	377.2	147787	0	0	0	0	0	0	0	0	0	1	0	0	1995
10695	169	286.2	94553	0	0	0	0	0	0	0	0	0	0	1	0	1995
11227	168	204.1	47484	0	0	0	0	0	0	0	0	0	0	1	0	1995
10828	168	242.2	68355	0	0	0	0	0	0	0	0	0	0	1	0	1995
10458	168	307.4	105084	0	0	0	0	0	0	0	0	0	0	1	0	1995
10366	168	367.5	141022	0	0	0	0	0	0	0	0	0	0	1	0	1995
10703	109	349.8	134300	0	0	0	0	0	0	0	0	0	0	0	1	1995
10298	168	398.6	163507	0	0	0	0	0	0	0	0	0	0	0	0	1995

Data Base for DANIEL 2 Target Heat Rate Equation

HR	HOUR	AMW	LSRF	JAN	FEB	MAR	APR	MAY	JUN	JUL	AUG	SEP	OCT	NOV	NS	YEAR
10260	168	367.6	143481	0	0	0	0	0	0	0	0	0	0	0	0	1995
10361	168	369.7	141518	0	0	0	0	0	0	0	0	0	0	0	0	1995
11156	144	240.6	66072	1	0	0	0	0	0	0	0	0	0	0	0	1996
* 45511	12	33.5	1183	0	0	1	0	0	0	0	0	0	0	0	1	1996
10228	92	414.7	174316	0	0	0	1	0	0	0	0	0	0	0	0	1996
10547	100	405.2	171374	0	0	0	1	0	0	0	0	0	0	0	1	1996
10477	168	395.8	161269	0	0	0	1	0	0	0	0	0	0	0	0	1996
10634	168	294.1	95104	0	0	0	1	0	0	0	0	0	0	0	0	1996
10325	168	360.2	132130	0	0	0	0	1	0	0	0	0	0	0	0	1996
10388	168	401.3	167524	0	0	0	0	1	0	0	0	0	0	0	0	1996
10559	168	362.2	147236	0	0	0	0	1	0	0	0	0	0	0	0	1996
10552	168	391.4	164906	0	0	0	0	1	0	0	0	0	0	0	0	1996
10618	168	349.1	137431	0	0	0	0	1	0	0	0	0	0	0	0	1996
10292	168	314.9	120960	0	0	0	0	0	1	0	0	0	0	0	0	1996
10639	168	387.4	159682	0	0	0	0	0	1	0	0	0	0	0	0	1996
10645	168	383.7	156545	0	0	0	0	0	1	0	0	0	0	0	0	1996
10204	132	386.0	159559	0	0	0	0	0	1	0	0	0	0	0	0	1996
10394	153	333.2	135606	0	0	0	0	0	0	1	0	0	0	0	1	1996
10247	168	365.6	156769	0	0	0	0	0	0	1	0	0	0	0	0	1996
10242	138	397.7	177299	0	0	0	0	0	0	1	0	0	0	0	1	1996
9961	168	371.8	161217	0	0	0	0	0	0	1	0	0	0	0	0	1996
10138	168	368.4	159178	0	0	0	0	0	0	0	1	0	0	0	0	1996
10217	168	364.0	157202	0	0	0	0	0	0	0	1	0	0	0	0	1996
10410	168	360.3	156432	0	0	0	0	0	0	0	1	0	0	0	0	1996
10309	168	337.6	140366	0	0	0	0	0	0	0	1	0	0	0	0	1996
10813	168	284.6	105093	0	0	0	0	0	0	0	1	0	0	0	0	1996
10520	168	331.3	132807	0	0	0	0	0	0	0	0	1	0	0	0	1996
10819	168	361.1	133300	0	0	0	0	0	0	0	0	1	0	0	0	1996
10768	168	347.5	121243	0	0	0	0	0	0	0	0	1	0	0	0	1996
10480	119	356.3	128460	0	0	0	0	0	0	0	0	1	0	0	0	1996

Data Base for DANIEL 2 Target Heat Rate Equation

HR Average net operating heat rate based on unadjusted measured fuel consumption, before adjustment for unit start ups after shutdown for 24 hours or more, in BTU/KWH.

HOUR Number of hours the unit was synchronized during the week.

AMW Average load on the unit, in MW.

LSRF Load square range factor, in MW².

JAN to NOV The number 1 indicates the month of the observation. All 0's indicate December.

NS Number of unit start ups during the week after being shut down for 24 hours or more.

YEAR The year of the observation.

* Indicates data points removed from the analysis of the target heat rate equation because they were out of the 90% confidence interval.

Calculation of
Target Average Net Operating Heat Rates
for April 1997 - September 1997

Unit	Month	(1)	(2)	(3)	(4)	(5)
		Forecast AKW * 10 ³	Forecast LSRF * 10 ⁶	Forecast Monthly ANOHR	Forecast AKW * 10 ³ Generation	Weighted ANOHR Target
CRIST 6	Apr '97	152.3	26,814	11,012	75,670	
	May '97	131.7	19,026	11,292	59,650	
	Jun '97	166.9	32,462	10,867	113,300	
	Jul '97	196.1	44,078	10,788	137,690	
	Aug '97	209.9	49,716	10,600	147,370	
	Sep '97	175.2	35,721	10,799	118,970	10,833
CRIST 7	Apr '97	349.6	137,765	10,458	107,670	
	May '97	303.9	106,825	10,588	166,850	
	Jun '97	344.8	134,464	10,470	219,620	
	Jul '97	374.4	155,013	10,525	254,940	
	Aug '97	370.9	152,559	10,504	252,580	
	Sep '97	354.4	141,078	10,447	233,570	10,499
SMITH 1	Apr '97	144.7	21,713	10,376	96,470	
	May '97	134.3	19,253	10,283	97,230	
	Jun '97	148.3	22,578	10,214	103,950	
	Jul '97	151.3	23,304	10,201	109,510	
	Aug '97	154.5	24,085	10,187	111,830	
	Sep '97	146.3	22,096	10,223	102,530	10,244

NOTE: Column (3) monthly ANOHR's are determined using the values from columns (1) and (2) in the target ANOHR equation on page 2 of Schedule 1.

$$\text{Column (5)} = (\Sigma ((3) * (4))) / (\Sigma (4))$$

Calculation of
Target Average Net Operating Heat Rates
for April 1997 - September 1997

Unit	Month	(1)	(2)	(3)	(4)	(5)
		Forecast AKW * 10 ³	Forecast LSRF * 10 ⁶	Forecast Monthly ANOHR	Forecast AKW * 10 ³ Generation	Weighted ANOHR Target
SMITH 2	Apr '97	156.3	26,267	10,457	70,020	
	May '97	145.5	23,338	10,382	94,560	
	Jun '97	163.8	28,321	10,339	110,040	
	Jul '97	168.0	29,479	10,437	116,760	
	Aug '97	172.9	30,836	10,467	120,150	
	Sep '97	161.5	27,689	10,344	76,060	10,406
DANIEL 1	Apr '97	414.3	176,881	10,272	239,060	
	May '97	385.4	158,247	10,326	240,880	
	Jun '97	429.4	186,804	10,244	298,010	
	Jul '97	436.4	191,448	10,232	312,870	
	Aug '97	445.4	197,460	10,216	319,340	
	Sep '97	427.2	185,351	10,248	227,290	10,253
DANIEL 2	Apr '97	423.4	181,626	10,058	298,080	
	May '97	398.3	166,340	10,115	187,200	
	Jun '97	437.8	190,424	10,027	308,620	
	Jul '97	443.3	193,789	10,016	323,140	
	Aug '97	450.2	198,016	10,129	328,200	
	Sep '97	430.2	185,778	10,043	303,310	10,062

NOTE: Column (3) monthly ANOHR's are determined using the values from columns (1) and (2) in the target ANOHR equation on page 2 of Schedule 1.

$$\text{Column (5)} = (\Sigma ((3) * (4))) / (\Sigma (4))$$

Summary of Target, Maximum, and Minimum
Average Net Operating Heat Rates
for April 1997 - September 1997

Unit	Target Heat Rate BTU/KWH (0 Points)	Minimum Attainable Heat Rate (+ 10 Points)	Maximum Attainable Heat Rate (- 10 Points)
CRIST 6	10,833	10,508	11,158
CRIST 7	10,499	10,184	10,814
SMITH 1	10,244	9,937	10,551
SMITH 2	10,406	10,094	10,718
DANIEL 1	10,253	9,945	10,561
DANIEL 2	10,062	9,760	10,364

II. DETERMINATION OF EQUIVALENT AVAILABILITY TARGETS

Calculation of
Target Equivalent Availabilities
for April 1997 - September 1997

Unit	5 Year Historical Average of Equivalent Unplanned Outage Rate, EUOR	Planned Outage Hours for Apr '97 - Sep '97	Reserve Shutdown Hours for Apr '97 - Sep '97	Target Equivalent Availability *
Crist 6	0.0750	384	0	84.4
Crist 7	0.1242	383	0	80.0
Smith 1	0.0383	0	0	96.2
Smith 2	0.0790	455	0	82.6
Daniel 1	0.0763	216	0	87.8
Daniel 2	0.0331	216	0	91.9

* EA = [1 - (POH + EUOR * (PH - POH - RSH)) / PH] * 100

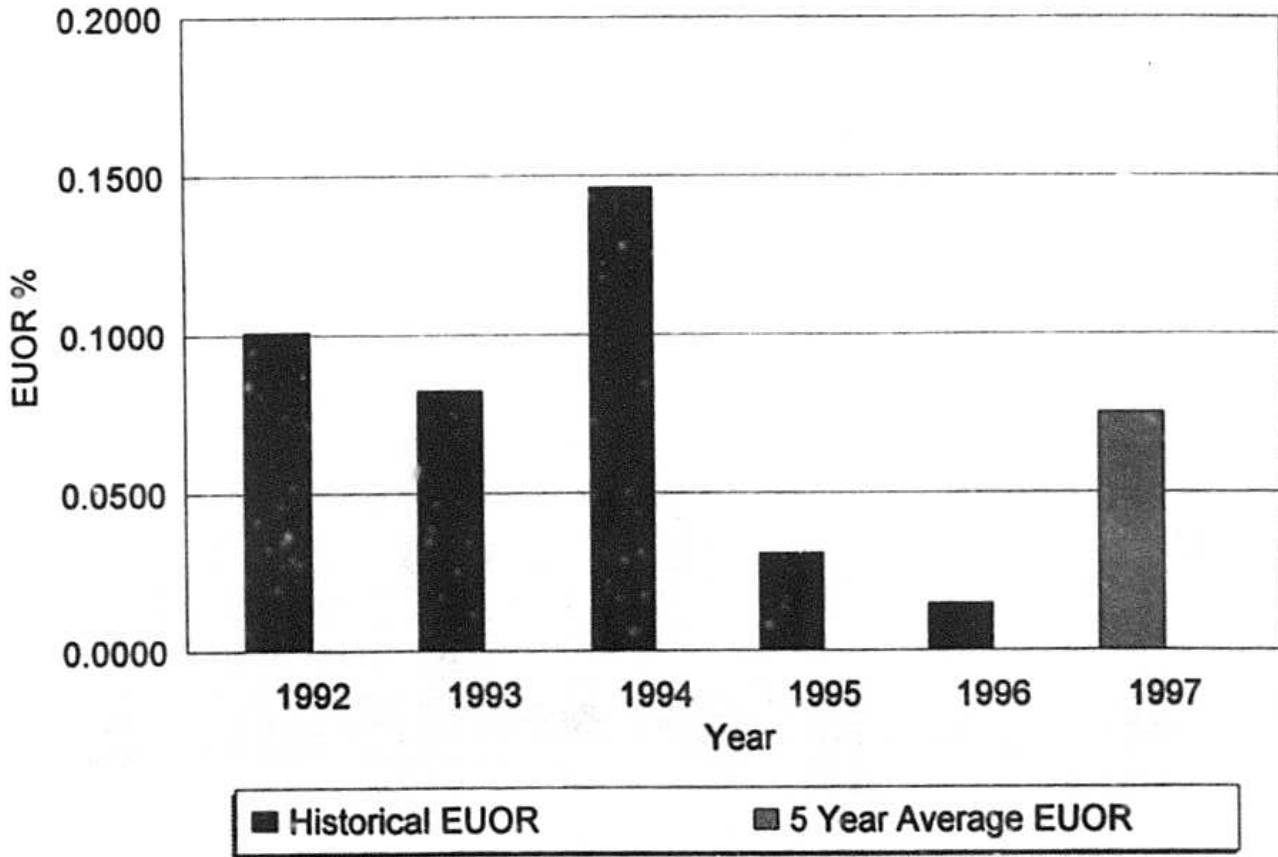
Calculation of Maximum and Minimum
Attainable Equivalent Availabilities
for April 1997 - September 1997

Unit	5 Year Historical Average of Equivalent Unplanned Outage Rate, EUOR (TARGET EUOR)	Minimum Attainable EUOR 70% of Target EUOR	Maximum Attainable Equivalent Availability	Maximum Attainable EUOR 145% of Target EUOR	Minimum Attainable Equivalent Availability
Crist 6	0.0750	0.0525	86.5	0.1088	81.3
Crist 7	0.1242	0.0869	83.3	0.1801	74.8
Smith 1	0.0383	0.0268	97.3	0.0555	94.5
Smith 2	0.0790	0.0553	84.7	0.1146	79.4
Daniel 1	0.0763	0.0534	90.0	0.1106	84.6
Daniel 2	0.0331	0.0232	92.9	0.0480	90.5

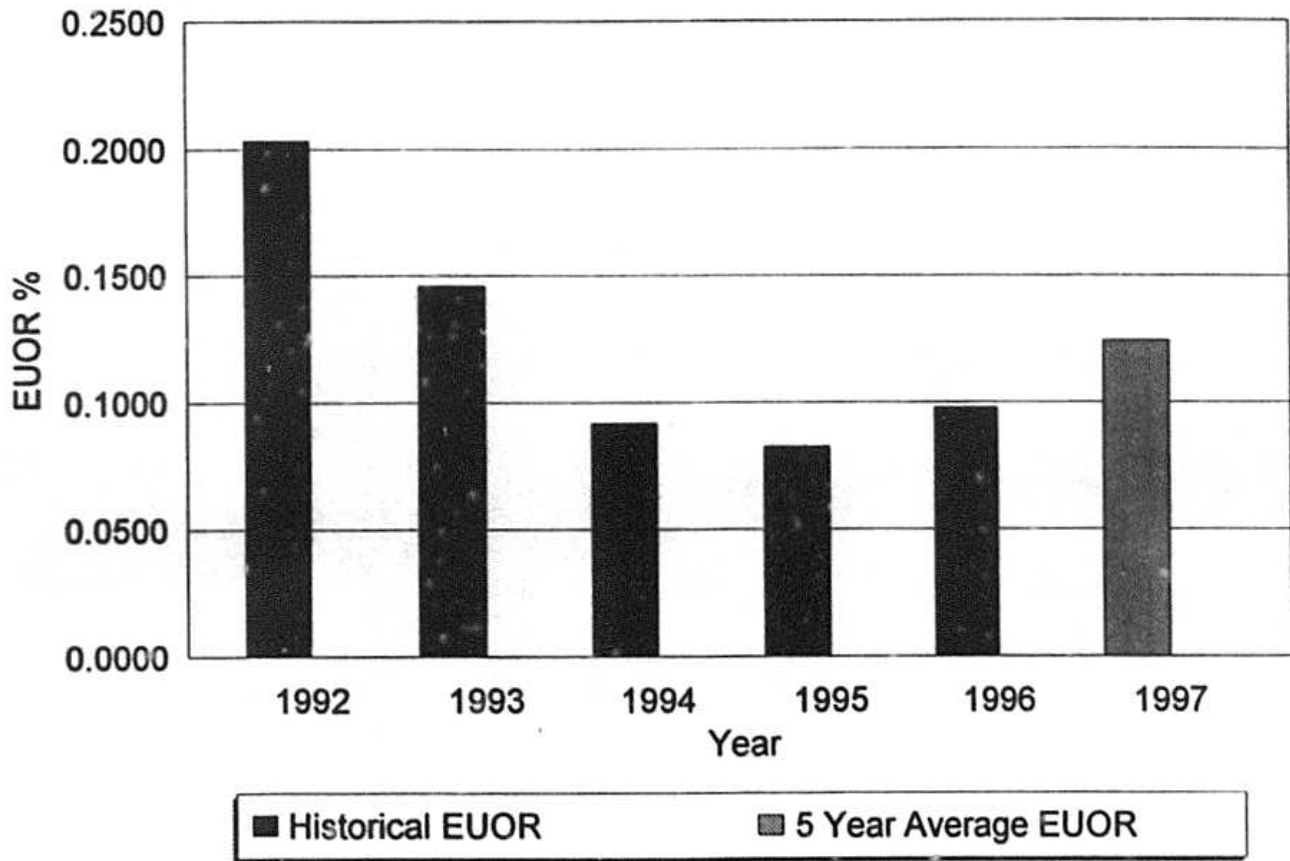
Summary of Target, Maximum, and Minimum
Equivalent Availabilities
for April 1997 - September 1997

Unit	Target Equivalent Availability (0 Points)	Maximum Attainable Equivalent Availability (+10 Points)	Minimum Attainable Equivalent Availability (-10 Points)
Crist 6	84.4	86.5	81.3
Crist 7	80.0	83.3	74.8
Smith 1	96.2	97.3	94.5
Smith 2	82.6	84.7	79.4
Daniel 1	87.8	90.0	84.6
Daniel 2	91.9	92.9	90.5

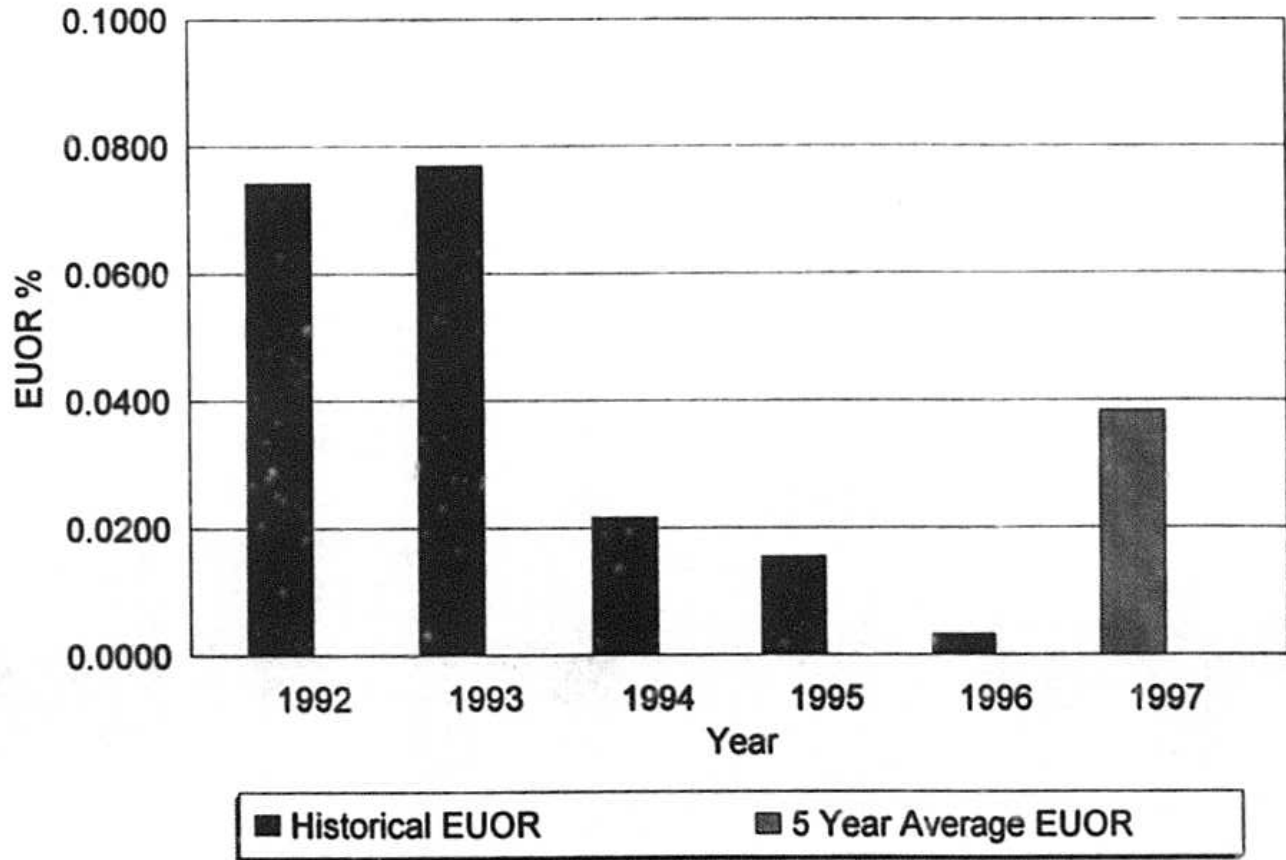
EUOR VS. YEAR
CRIST 6 April - September



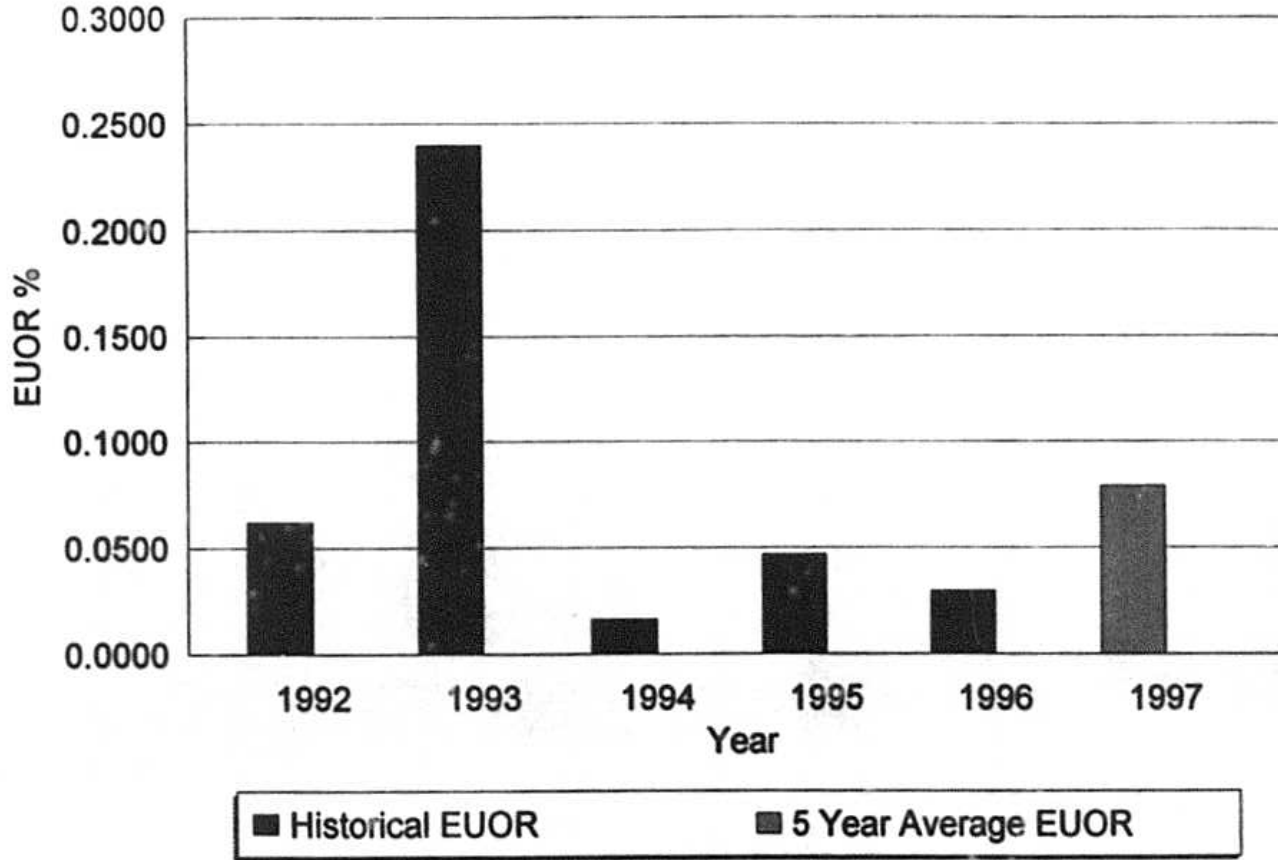
EUOR VS. YEAR
CRIST 7 April - September



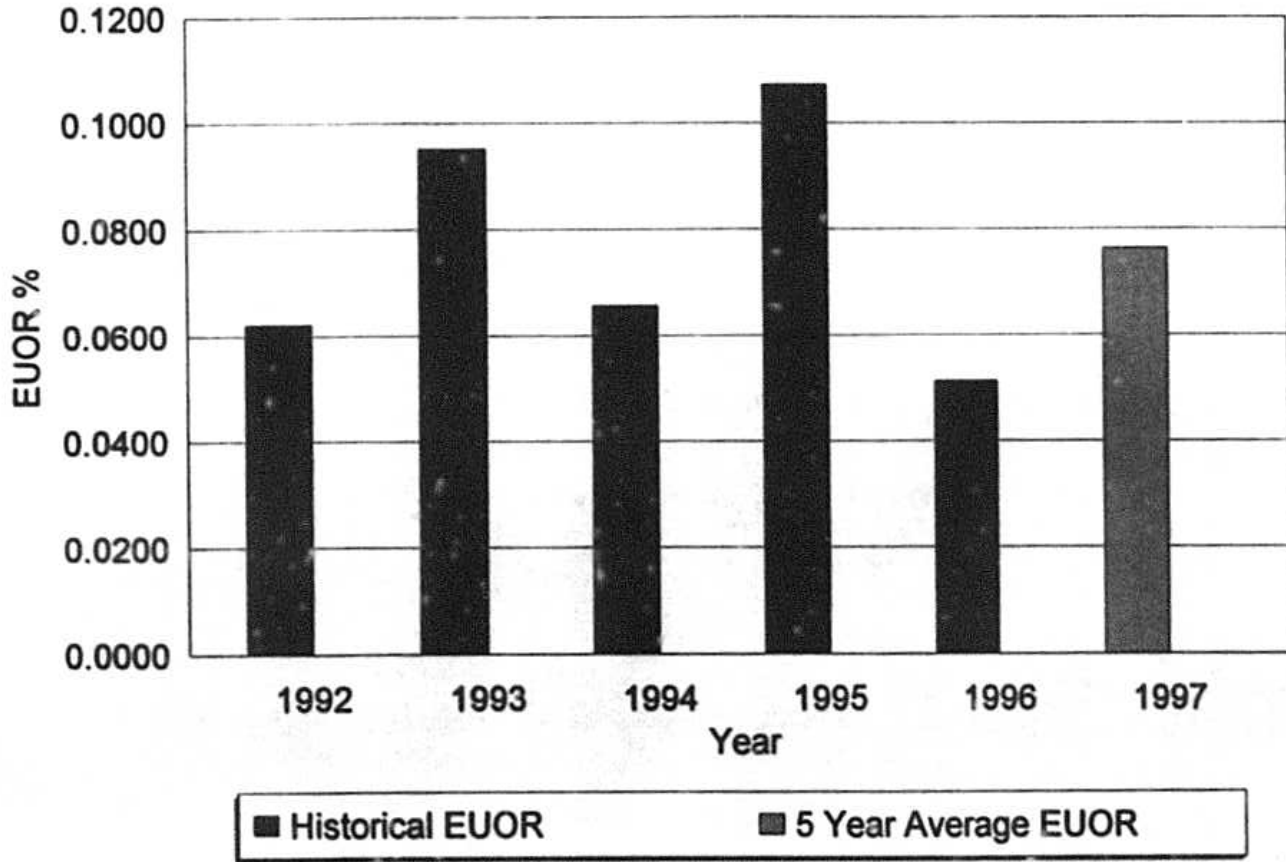
EUOR VS. YEAR
SMITH 1 April - September



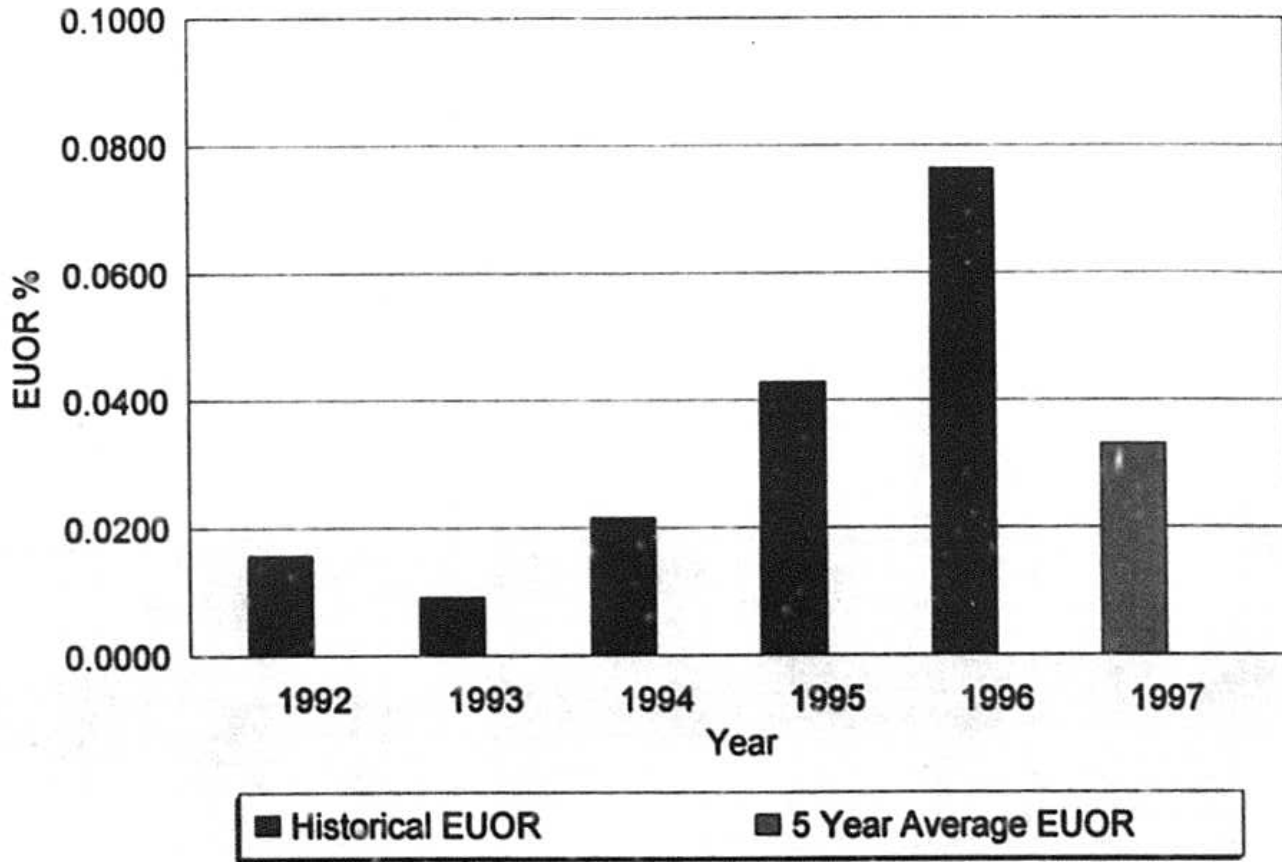
EUOR VS. YEAR
SMITH 2 April - September



EUOR VS. YEAR
DANIEL 1 April - September



EUOR VS. YEAR
DANIEL 2 April - September



III. GPIF MINIMUM FILING REQUIREMENTS FOR THE
PERIOD APRIL 1997 - SEPTEMBER 1997

CONTENTS	SCHEDULE 3
	PAGE
GPIF Reward/Penalty Table (Estimated)	3
GPIF Calculation of Maximum Allowed Incentive Dollars	4
GPIF Target and Range Summary	5
Comparison of GPIF Targets vs. Prior Seasons' Actual Performance for Availability	6 - 7
Comparison of GPIF Targets vs. Prior Seasons' Actual Performance for ANOHR	8
Example Calculation of Prior Season ANOHR	9
Derivation of Weighting Factors	10
GPIF Unit Point Tables	11 - 16
Estimated Unit Performance Data	17 - 23
Planned Outage Schedules	24 - 25

Generating Performance Incentive Factor

Estimated Reward/Penalty Table

Gulf Power Company

Period of: April 1997 - September 1997

Generating Performance Incentive Factor Points	Fuel Saving/Loss (\$000)	Generating Performance Incentive Factor (\$000)
	Maximum Attainable Fuel Savings	Maximum Incentive Dollars Allowed by Commission During Period (Reward)
+ 10	3675	865
+ 9	3308	778
+ 8	2940	692
+ 7	2573	605
+ 6	2205	519
+ 5	1838	432
+ 4	1470	346
+ 3	1103	259
+ 2	735	173
+ 1	368	86
0	0	0
- 1	-384	-86
- 2	-769	-173
- 3	-1153	-259
- 4	-1537	-346
- 5	-1922	-432
- 6	-2306	-519
- 7	-2690	-605
- 8	-3074	-692
- 9	-3459	-778
- 10	-3843	-865
	Minimum Attainable Fuel Loss	Maximum Incentive Dollars Allowed by Commission During Period (Penalty)

Issued by: T. J. Bowden

Page 3 of 25
Schedule 3Filed: January 13, 1997
Suspended:
Effective: April 1, 1997
Docket No.: 970001-EI
Order No.:

Generating Performance Incentive Factor
Calculation of Maximum Allowed Incentive Dollars

Estimated

Gulf Power Company

Period of: April 1997 - September 1997

Line 1	Beginning of Period Balance of Common Equity	\$434,682,000
	End of Month Balance of Common Equity:	
Line 2	Month of Apr '97	\$423,312,000
Line 3	Month of May '97	\$428,086,000
Line 4	Month of Jun '97	\$436,060,000
Line 5	Month of Jul '97	\$429,094,000
Line 6	Month of Aug '97	\$438,981,000
Line 7	Month of Sep '97	\$445,604,000
Line 8	Average Common Equity for the Period (sum of line 1 through line 7 divided by 7)	\$433,688,429
Line 9	25 Basis Points	0.0025
Line 10	Revenue Expansion Factor	60.4524%
Line 11	Maximum Allowed Incentive Dollars (line 8 multiplied by line 9 divided by line 10 multiplied by 0.5)	\$896,756
Line 12	Jurisdictional Sales (KWH)	4,892,247,000
Line 13	Total Territorial Sales (KWH)	5,073,285,000
Line 14	Jurisdictional Separation Factor (line 12 divided by line 13)	96.4315%
Line 15	Maximum Allowed Jurisdictional Incentive Dollars (line 11 multiplied by line 14)	\$864,755

Issued by: T. J. Bowden

Page 4 of 25
Schedule 3

File: January 13, 1997
Suspended:
Effective: April 1, 1997
Docket No.: 970001-E1
Order No.:

GPIF Unit Performance Summary

Gulf Power Company

Period of: April 1997 - September 1997

Plant & Unit	Weighting Factor %	EAF Target %	EAF Range		Max Fuel Savings (\$000)	Max Fuel Loss (\$000)
			Max %	Min %		
Crist 6	1.1%	84.4	86.5	81.3	\$42	(\$59)
Crist 7	2.3%	80.0	83.3	74.8	\$84	(\$130)
Smith 1	0.8%	96.2	97.3	94.5	\$28	(\$56)
Smith 2	0.8%	82.6	84.7	79.4	\$29	(\$49)
Daniel 1	2.8%	87.8	90.0	84.6	\$104	(\$164)
Daniel 2	2.6%	91.9	92.9	90.5	\$96	(\$93)

Plant & Unit	Weighting Factor %	ANQHR Target BTU/KWH	Target NOF	ANQHR Range		Max Fuel Savings (\$000)	Max Fuel Loss (\$000)
				Min BTU/KWH	Max BTU/KWH		
Crist 6	12.6%	10,833	55.5	10,508	11,158	\$462	(\$462)
Crist 7	23.7%	10,499	69.7	10,184	10,814	\$871	(\$871)
Smith 1	6.4%	10,244	91.0	9,937	10,551	\$237	(\$237)
Smith 2	5.9%	10,406	84.7	10,094	10,718	\$215	(\$215)
Daniel 1	20.0%	10,253	90.4	9,945	10,561	\$736	(\$736)
Daniel 2	21.0%	10,062	90.7	9,760	10,364	\$771	(\$771)

CHECK WEIGHTING FACTORS

Issued by: T. J. Bowden

Page 5 of 25
Schedule 3Filed: January 13, 1997
Suspended:
Effective: April 1, 1997
Docket No.: 970001-E1
Order No.:

Comparison of GPIF Targets vs. Actual Performance of Prior Periods

Availability

Gulf Power Company

Period of: April 1997 - September 1997

Plant & Unit	Target Weighting Factor	Normalized Weighting Factor	Target			Actual Performance 1st Prior Period Apr '96 - Sep '96			Actual Performance 2nd Prior Period Apr '95 - Sep '95		
			POF	EUOF	EUOR	POF	EUOF	EUOR	POF	EUOF	EUOR
Crist 6	1.1%	11.0%	0.0875	0.0683	0.0750	0.0957	0.0132	0.0146	0.0563	0.0249	0.0308
Crist 7	2.3%	21.9%	0.0872	0.1132	0.1242	0.2341	0.0750	0.0979	0.0000	0.0791	0.0824
Smith 1	0.8%	7.3%	0.0000	0.0383	0.0383	0.0807	0.0030	0.0032	0.0819	0.0142	0.0154
Smith 2	0.8%	7.6%	0.1036	0.0708	0.0790	0.0000	0.0296	0.0296	0.0882	0.0428	0.0469
Daniel 1	2.8%	27.2%	0.0492	0.0724	0.0763	0.0192	0.0490	0.0513	0.0494	0.0983	0.1073
Daniel 2	2.6%	25.1%	0.0492	0.0314	0.0331	0.0000	0.0764	0.0764	0.0109	0.0402	0.0428
Weighted GPIF System Average:			0.0623	0.0680	0.0733	0.0730	0.0528	0.0560	0.0350	0.0611	0.0660

Issued by: T. J. Bowden

Page 6 of 25
Schedule 3Filed: January 13, 1997
Suspended:
Effective: April 1, 1997
Docket No.: 970001-E1
Order No.:

Comparison of GPIF Targets vs. Actual Performance of Prior Periods

Availability

Gulf Power Company

Period of: April 1997 - September 1997

Plant & Unit	Target Weighting Factor	Normalized Weighting Factor	Actual Performance 3rd Prior Period Apr '94 - Sep '94			Actual Performance 4th Prior Period Apr '93 - Sep '93			Actual Performance 5th Prior Period Apr '92 - Sep '92		
			POF	EUOF	EUOR	POF	EUOF	EUOR	POF	EUOF	EUOR
Crist 6	1.1%	11.0%	0.2866	0.0951	0.1464	0.0000	0.0798	0.0823	0.1569	0.0837	0.1008
Crist 7	2.3%	21.9%	0.0000	0.0849	0.0917	0.3007	0.1020	0.1459	0.1716	0.1660	0.2032
Smith 1	0.8%	7.3%	0.2646	0.0159	0.0216	0.0000	0.0770	0.0770	0.0688	0.0691	0.0742
Smith 2	0.8%	7.6%	0.0000	0.0164	0.0164	0.1834	0.1959	0.2400	0.0871	0.0556	0.0620
Daniel 1	2.8%	27.2%	0.0201	0.0642	0.0656	0.0000	0.0807	0.0952	0.0038	0.0510	0.0621
Daniel 2	2.6%	25.1%	0.0000	0.0205	0.0216	0.0000	0.0086	0.0091	0.1271	0.0089	0.0156
Weighted GPIF System Average:			0.0562	0.0540	0.0622	0.0798	0.0757	0.0930	0.0994	0.0709	0.0865

Issued by: T. J. Bowden

Page 7 of 25
Schedule 3Filed: January 13, 1997
Suspended:
Effective: April 1, 1997
Docket No.: 970001-E1
Order No.:

Comparison of GPIF Targets vs. Actual Performance of Prior Periods

Average Net Operating Heat Rate

Gulf Power Company

Period of: April 1997 - September 1997

Plant & Unit	Target Weighting Factor	Normalized Weighting Factor	Heat Rate Target	1st Prior Period Heat Rate Apr '96 - Sep '96	2nd Prior Period Heat Rate Apr '95 - Sep '95	3rd Prior Period Heat Rate Apr '94 - Sep '94
Crist 6	12.6%	14.0%	10,833	10,625	11,121	10,903
Crist 7	23.7%	26.5%	10,499	10,288	10,686	10,528
Smith 1	6.4%	7.2%	10,244	10,260	10,247	10,224
Smith 2	5.9%	6.5%	10,406	10,389	10,382	10,459
Daniel 1	20.0%	22.4%	10,253	10,335	10,429	10,088
Daniel 2	21.0%	23.4%	10,062	10,363	10,093	9,797
Weighted GPIF System Average:			10,364	10,368	10,499	10,285

Issued by: T. J. Bowden

Page 8 of 25
Schedule 3Filed: January 13, 1997
Suspended:
Effective: April 1, 1997
Docket No.: 970001-E1
Order No.:

Example Calculation of Prior Season

Average Net Operating Heat Rate

Adjusted to Target Basis

Crist 6 Apr '95 - Sep '95

	Apr	May	Jun	Jul	Aug	Sep
1. Target Heat Rate*	11012	11292	10867	10788	10600	10799
2. Target Heat Rate at Actual Conditions**	11060	11024	10817	10953	10698	11017
3. Adjustments to Actual Heat Rate (1-2)	-48	268	50	-165	-98	-218
4. Actual Heat Rate for Prior Period	11117	11239	10891	11016	11113	11796
5. Adjusted actual Heat Rate (4+3)	11069	11507	10941	10851	11015	11578
6. Forecast Net MWh Generation*	75670	59650	113300	137690	147370	118970
7. Adjusted Actual Heat Rate for Apr '95 - Sep '95 = (Σ ((5) * (6))) / (Σ (6))						

11,121

* For the April 1997 - September 1997 time period.

** Based on the target heat rate equation from page 2 of Schedule 1 using actual rather than forecast variable values.

Issued by: T. J. Bowden

Page 9 of 25
Schedule 3

Filed: January 13, 1997
Suspended:
Effective: April 1, 1997
Docket No.: 970001-E1
Order No.:

Derivation of Weighting Factors

Gulf Power Company

Period of: April 1997 - September 1997

Plant & Unit	Unit Performance Indicator	Production Cost Simulation Fuel Cost (\$000)			Weighting Factor (% of Savings)
		At Target (1)	At Maximum Improvement (2)	Savings (3)	
Crist 6	EA-1	\$114,002	\$113,960	\$42	1.1%
Crist 6	ANOHHR-1	\$114,002	\$113,540	\$462	12.6%
Crist 7	EA-2	\$114,002	\$113,918	\$84	2.3%
Crist 7	ANOHHR-2	\$114,002	\$113,131	\$871	23.7%
Smith 1	EA-3	\$114,002	\$113,974	\$28	0.8%
Smith 1	ANOHHR-3	\$114,002	\$113,765	\$237	6.4%
Smith 2	EA-4	\$114,002	\$113,973	\$29	0.8%
Smith 2	ANOHHR-4	\$114,002	\$113,787	\$215	5.9%
Daniel 1	EA-5	\$114,002	\$113,898	\$104	2.8%
Daniel 1	ANOHHR-5	\$114,002	\$113,266	\$736	20.0%
Daniel 2	EA-6	\$114,002	\$113,906	\$96	2.6%
Daniel 2	ANOHHR-6	\$114,002	\$113,231	\$771	21.0%

- (1) Fuel Adjustment Base Case - All unit performance indicators at target.
- (2) All other unit performance indicators at target.
- (3) Expressed in replacement energy costs. Also includes variable operating and maintenance expense savings associated with availability improvements.

Issued by: T. J. Bowden

Page 10 of 25
Schedule 3Filed: January 13, 1997
Suspended:
Effective: April 1, 1997
Docket No.: 970001-E1
Order No.:

Generating Performance Incentive Points Table

Gulf Power Company

Period of: April 1997 - September 1997

Crist 6

Equivalent Availability Points	Fuel Savings/Loss (\$000)	Adjusted Actual Equivalent Availability	Average Heat Rate Points	Fuel Savings/Loss (\$000)	Adjusted Actual Heat Rate
+ 10	42	86.50	+ 10	462	10,508
+ 9	38	86.29	+ 9	416	10,533
+ 8	34	86.08	+ 8	370	10,558
+ 7	29	85.87	+ 7	323	10,583
+ 6	25	85.66	+ 6	277	10,608
+ 5	21	85.45	+ 5	231	10,633
+ 4	17	85.24	+ 4	185	10,658
+ 3	13	85.03	+ 3	139	10,683
+ 2	8	84.82	+ 2	92	10,708
+ 1	4	84.61	+ 1	46	10,733
0	0	84.40	0	0	10,758
				0	10,833
				0	10,908
- 1	(6)	84.09	- 1	(46)	10,933
- 2	(12)	83.78	- 2	(92)	10,958
- 3	(18)	83.47	- 3	(139)	10,983
- 4	(24)	83.16	- 4	(185)	11,008
- 5	(30)	82.85	- 5	(231)	11,033
- 6	(35)	82.54	- 6	(277)	11,058
- 7	(41)	82.23	- 7	(323)	11,083
- 8	(47)	81.92	- 8	(370)	11,108
- 9	(53)	81.61	- 9	(416)	11,133
- 10	(59)	81.30	- 10	(462)	11,158
Weighting Factor:		0.011	Weighting Factor:		0.126

Issued by: T. J. Bouden

Page 11 of 25
Schedule 3Filed: January 13, 1997
Suspended:
Effective: April 1, 1997
Docket No.: 970001-E1
Order No.:

Generating Performance Incentive Points Table

Gulf Power Company

Period of: April 1997 - September 1997

Crist 7

Equivalent Availability Points	Fuel Savings/Loss (\$000)	Adjusted Actual Equivalent Availability	Average Heat Rate Points	Fuel Savings/Loss (\$000)	Adjusted Actual Heat Rate
+ 10	84	83.30	+ 10	871	10,184
+ 9	76	82.96	+ 9	784	10,208
+ 8	67	82.62	+ 8	697	10,232
+ 7	59	82.28	+ 7	610	10,256
+ 6	50	81.94	+ 6	523	10,280
+ 5	42	81.60	+ 5	436	10,304
+ 4	34	81.26	+ 4	348	10,328
+ 3	25	80.92	+ 3	261	10,352
+ 2	17	80.58	+ 2	174	10,376
+ 1	8	80.24	+ 1	87	10,400
0	0	79.90	0	0	10,424
- 1	(13)	79.39	- 1	(87)	10,499
- 2	(26)	78.88	- 2	(174)	10,574
- 3	(39)	78.37	- 3	(251)	10,598
- 4	(52)	77.86	- 4	(348)	10,622
- 5	(65)	77.35	- 5	(436)	10,646
- 6	(78)	76.84	- 6	(523)	10,670
- 7	(91)	76.33	- 7	(610)	10,694
- 8	(104)	75.82	- 8	(697)	10,718
- 9	(117)	75.31	- 9	(784)	10,742
- 10	(130)	74.80	- 10	(871)	10,766
Weighting Factor:		0.023	Weighting Factor:		0.237

Issued by: T. J. Bowden

Page 12 of 25
Schedule 3Filed: January 13, 1997
Suspended:
Effective: April 1, 1997
Docket No.: 970001-E1
Order No.:

Generating Performance Incentive Points Table

Gulf Power Company

Period of: April 1997 - September 1997

Smith 1

Equivalent Availability Points	Fuel Savings/Loss (\$000)	Adjusted Actual Equivalent Availability	Average Heat Rate Points	Fuel Savings/Loss (\$000)	Adjusted Actual Heat Rate
+ 10	28	97.30	+ 10	237	9,937
+ 9	25	97.19	+ 9	213	9,960
+ 8	22	97.08	+ 8	190	9,983
+ 7	20	96.97	+ 7	166	10,007
+ 6	17	96.86	+ 6	142	10,030
+ 5	14	96.75	+ 5	119	10,053
+ 4	11	96.64	+ 4	95	10,076
+ 3	8	96.53	+ 3	71	10,099
+ 2	6	96.42	+ 2	47	10,123
+ 1	3	96.31	+ 1	24	10,146
0	0	96.20	0	0	10,169
				0	10,244
				0	10,319
- 1	(6)	96.03	- 1	(24)	10,342
- 2	(11)	95.86	- 2	(47)	10,365
- 3	(17)	95.69	- 3	(71)	10,389
- 4	(22)	95.52	- 4	(95)	10,412
- 5	(28)	95.35	- 5	(119)	10,435
- 6	(34)	95.18	- 6	(142)	10,458
- 7	(39)	95.01	- 7	(166)	10,481
- 8	(45)	94.84	- 8	(190)	10,505
- 9	(50)	94.67	- 9	(213)	10,528
- 10	(56)	94.50	- 10	(237)	10,551
Weighting Factor:		0.008	Weighting Factor:		0.064

Issued by: T. J. Bowden

Page 13 of 25
Schedule 3Filed: January 13, 1997
Suspended:
Effective: April 1, 1997
Docket No.: 970001-E1
Order No.:

Generating Performance Incentive Points Table

Gulf Power Company

Period of: April 1997 - September 1997

Smith 2

Equivalent Availability Points	Fuel Savings/Loss (\$000)	Adjusted Actual Equivalent Availability	Average Heat Rate Points	Fuel Savings/Loss (\$000)	Adjusted Actual Heat Rate
+ 10	29	84.70	+ 10	215	10,094
+ 9	26	84.49	+ 9	194	10,118
+ 8	23	84.28	+ 8	172	10,141
+ 7	20	84.07	+ 7	151	10,165
+ 6	17	83.86	+ 6	129	10,189
+ 5	15	83.65	+ 5	108	10,213
+ 4	12	83.44	+ 4	86	10,236
+ 3	9	83.23	+ 3	65	10,260
+ 2	6	83.02	+ 2	43	10,284
+ 1	3	82.81	+ 1	22	10,307
0	0	82.60	0	0	10,331
- 1	(5)	82.28	- 1	(22)	10,406
- 2	(10)	81.96	- 2	(43)	10,481
- 3	(15)	81.64	- 3	(65)	10,505
- 4	(20)	81.32	- 4	(86)	10,528
- 5	(25)	81.00	- 5	(108)	10,552
- 6	(29)	80.68	- 6	(129)	10,576
- 7	(34)	80.36	- 7	(151)	10,600
- 8	(39)	80.04	- 8	(172)	10,623
- 9	(44)	79.72	- 9	(194)	10,647
- 10	(49)	79.40	- 10	(215)	10,671
Weighting Factor:		0.008	Weighting Factor:		0.059

Issued by: T. J. Bowden

Page 14 of 25
Schedule 3Filed: January 13, 1997
Suspended:
Effective: April 1, 1997
Docket No.: 970001-EI
Order No.:

Generating Performance Incentive Points Table

Gulf Power Company

Period of: April 1997 - September 1997

Daniel 1

Equivalent Availability Points	Fuel Savings/Loss (\$000)	Adjusted Actual Equivalent Availability	Average Heat Rate Points	Fuel Savings/Loss (\$000)	Adjusted Actual Heat Rate
+ 10	104	90.00	+ 10	736	9,945
+ 9	94	89.78	+ 9	662	9,968
+ 8	83	89.56	+ 8	589	9,992
+ 7	73	89.34	+ 7	515	10,015
+ 6	62	89.12	+ 6	442	10,038
+ 5	52	88.90	+ 5	368	10,062
+ 4	42	88.68	+ 4	294	10,085
+ 3	31	88.46	+ 3	221	10,108
+ 2	21	88.24	+ 2	147	10,131
+ 1	10	88.02	+ 1	74	10,155
0	0	87.80	0	0	10,178
- 1	(16)	87.48	- 1	(74)	10,253
- 2	(33)	87.16	- 2	(147)	10,328
- 3	(49)	86.84	- 3	(221)	10,351
- 4	(66)	86.52	- 4	(294)	10,375
- 5	(82)	86.20	- 5	(368)	10,398
- 6	(98)	85.88	- 6	(442)	10,421
- 7	(115)	85.56	- 7	(515)	10,445
- 8	(131)	85.24	- 8	(589)	10,468
- 9	(148)	84.92	- 9	(662)	10,491
- 10	(164)	84.60	- 10	(736)	10,514
Weighting Factor:		0.028	Weighting Factor:		0.200

Issued by: T. J. Bowden

Page 15 of 25
Schedule 3Filed: January 13, 1997
Suspended:
Effective: April 1, 1997
Docket No.: 970001-E1
Order No.:

Generating Performance Incentive Points Table

Gulf Power Company

Period of: April 1997 - September 1997

Daniel 2

Equivalent Availability Points	Fuel Savings/Loss (\$000)	Adjusted Actual Equivalent Availability	Average Heat Rate Points	Fuel Savings/Loss (\$000)	Adjusted Actual Heat Rate
+ 10	96	92.90	+ 10	771	9,760
+ 9	86	92.80	+ 9	694	9,783
+ 8	77	92.70	+ 8	617	9,805
+ 7	67	92.60	+ 7	540	9,828
+ 6	58	92.50	+ 6	463	9,851
+ 5	48	92.40	+ 5	386	9,874
+ 4	38	92.30	+ 4	308	9,896
+ 3	29	92.20	+ 3	231	9,919
+ 2	19	92.10	+ 2	154	9,942
+ 1	10	92.00	+ 1	77	9,964
0	0	91.90	0	0	9,987
- 1	(9)	91.76	- 1	0	10,062
- 2	(19)	91.62	- 2	(77)	10,137
- 3	(28)	91.48	- 3	(154)	10,160
- 4	(37)	91.34	- 4	(231)	10,182
- 5	(47)	91.20	- 5	(308)	10,205
- 6	(56)	91.06	- 6	(386)	10,228
- 7	(65)	90.92	- 7	(463)	10,251
- 8	(74)	90.78	- 8	(540)	10,273
- 9	(84)	90.64	- 9	(617)	10,296
- 10	(93)	90.50	- 10	(694)	10,319
				(771)	10,341
					10,364
Weighting Factor:		0.026	Weighting Factor:		0.210

Issued by: T. J. Bowden

Page 16 of 25
Schedule 3Filed: January 13, 1997
Suspended:
Effective: April 1, 1997
Docket No.: 970001-E1
Order No.:

ESTIMATED UNIT PERFORMANCE DATA

Issued by: T. J. Bowden

Page 17 of 25
Schedule 3

Filed: January 13, 1997
Suspended:
Effective: April 1, 1997
Docket No.: 970001-E1
Order No.:

ESTIMATED UNIT PERFORMANCE DATA

GULF POWER COMPANY

PERIOD OF: April 1997 - September 1997

CRIST 6	Apr '97	May '97	Jun '97	Jul '97	Aug '97	Sep '97	Total
1. EAF (%)	69.1	60.2	94.3	94.4	94.4	94.3	84.4
2. POF (%)	16.7	35.5	0.0	0.0	0.0	0.0	8.7
3. EUOF (%)	14.2	4.3	5.7	5.6	5.6	5.7	6.9
4. EUOR (%)	17.0	6.7	5.7	5.6	5.6	5.7	7.5
5. PH	719.0	744.0	720.0	744.0	744.0	720.0	4391.0
6. SH	497.0	453.0	679.0	702.0	702.0	679.0	3712.0
7. RSH	0.0	0.0	0.0	0.0	0.0	0.0	0.0
8. UH	222.0	291.0	41.0	42.0	42.0	41.0	679.0
9. POH	120.0	264.0	0.0	0.0	0.0	0.0	384.0
10. FOH & EFOH	30.0	32.0	41.0	42.0	42.0	41.0	228.0
11. MOH & EMOH	72.0	0.0	0.0	0.0	0.0	0.0	72.0
12. Oper MBtu	833278.0	673568.0	1231231.0	1485400.0	1562122.0	1284757.0	7070356.0
13. Net Gen (MWH)	75670.0	59650.0	113300.0	137690.0	147370.0	118970.0	652650.0
14. ANOHR (Btu/KWH)	11012.0	11292.0	10867.0	10788.0	10600.0	10799.0	10833.0
15. NOF %	48.0	41.5	52.6	61.9	66.2	55.3	55.5
16. NPC (MW)	317.0	317.0	317.0	317.0	317.0	317.0	317.0
19. ANOHR Equation	$10^6 / AKW * [725.82 + 23.97 * JUL - 45.30 * OCT - 27.45 * NOV]$ $+ 3.651 + 0.01474 * LSRP / AKW$						

Issued by: T. J. Bowden

Page 18 of 25
Schedule 3Filed: January 13, 1997
Suspended:
Effective: April 1, 1997
Docket No.: 970001-EI
Order No.:

ESTIMATED UNIT PERFORMANCE DATA

GULF POWER COMPANY

PERIOD OF: April 1997 - September 1997

CRIST 7		Apr '97	May '97	Jun '97	Jul '97	Aug '97	Sep '97	Total
1.	EAF (%)	42.3	73.8	88.5	91.5	91.5	91.5	80.0
2.	POF (%)	53.3	0.0	0.0	0.0	0.0	0.0	8.7
3.	EUOF (%)	4.4	26.2	11.5	8.5	8.5	8.5	11.3
4.	EUOR (%)	9.5	26.2	11.5	8.5	8.5	8.5	12.4
5.	PH	719.0	744.0	720.0	744.0	744.0	720.0	4391.0
6.	SH	308.0	549.0	637.0	681.0	681.0	659.0	3515.0
7.	RSH	0.0	0.0	0.0	0.0	0.0	0.0	0.0
8.	UH	411.0	195.0	83.0	63.0	63.0	61.0	876.0
9.	POH	383.0	0.0	0.0	0.0	0.0	0.0	383.0
10.	FOH & EFOH	32.0	51.0	59.0	63.0	63.0	61.0	329.0
11.	MOH & EMOH	0.0	144.0	24.0	0.0	0.0	0.0	168.0
12.	Oper MBtu	1126013.0	1766608.0	2299421.0	2683244.0	2653100.0	2440106.0	12968492.0
13.	Net Gen (MWH)	107670.0	166850.0	219620.0	254940.0	252580.0	233570.0	1235230.0
14.	ANOHR (Btu/KWH)	10458.0	10588.0	10470.0	10525.0	10504.0	10447.0	10499.0
15.	NOF %	69.4	60.3	68.4	74.3	73.6	70.3	69.7
16.	NPC (MW)	504.0	504.0	504.0	504.0	504.0	504.0	504.0
19.	ANOHR Equation	$10^6 / AKW * [301.11 + 48.41 * JUL + 35.39 * AUG]$ + 9,587						

Issued by: T. J. Bouden

Page 19 of 25
Schedule 3Filed: January 13, 1997
Suspended:
Effective: April 1, 1997
Docket No.: 970001-E1
Order No.:

ESTIMATED UNIT PERFORMANCE DATA

GULF POWER COMPANY

PERIOD OF: April 1997 - September 1997

SMITH 1	Apr '97	May '97	Jun '97	Jul '97	Aug '97	Sep '97	Total
1. EAF (%)	90.3	97.3	97.4	97.3	97.3	97.4	96.2
2. POF (%)	0.0	0.0	0.0	0.0	0.0	0.0	0.0
3. EUOF (%)	9.7	2.7	2.6	2.7	2.7	2.6	3.8
4. EUOR (%)	9.7	2.7	2.6	2.7	2.7	2.6	3.8
5. PH	719.0	744.0	720.0	744.0	744.0	720.0	4391.0
6. SH	653.0	724.0	701.0	724.0	724.0	701.0	4227.0
7. RSH	0.0	0.0	0.0	0.0	0.0	0.0	0.0
8. UH	66.0	20.0	19.0	20.0	20.0	19.0	164.0
9. POH	0.0	0.0	0.0	0.0	0.0	0.0	0.0
10. FOH & EFOH	22.0	20.0	19.0	20.0	20.0	19.0	120.0
11. MOH & EMOH	48.0	0.0	0.0	0.0	0.0	0.0	48.0
12. Oper MBtu	980221.0	999816.0	1061745.0	1117112.0	1139212.0	1048164.0	6346270.0
13. Net Gen (MMH)	94470.0	97230.0	103950.0	109510.0	111830.0	102530.0	619520.0
14. ANOHR (Btu/KWH)	10376.0	10283.0	10214.0	10201.0	10187.0	10223.0	10244.0
15. NOF %	89.9	83.4	92.1	93.9	95.9	90.8	91.0
16. NPC (MW)	161.0	161.0	161.0	161.0	161.0	161.0	161.0
19. ANOHR Equation	$10^6 / AKW * [98.13 + 27.71 * JAN + 20.59 * FEB + 15.87 * MAR + 21.16 * APR + 16.05 * NOV]$ $+ 9,552$						

Issued by: T. J. Bowden

Page 20 of 25
Schedule 3Filed: January 13, 1997
Suspended:
Effective: April 1, 1997
Docket No.: 970001-E1
Order No.:

ESTIMATED UNIT PERFORMANCE DATA

GULF POWER COMPANY

PERIOD OF: April 1997 - September 1997

SMITH 2	Apr '97	May '97	Jun '97	Jul '97	Aug '97	Sep '97	Total
1. EAF (%)	62.3	87.4	93.3	93.4	93.4	64.6	82.6
2. POF (%)	33.2	0.0	0.0	0.0	0.0	30.0	10.4
3. EUOF (%)	4.5	12.6	6.7	6.6	6.6	5.4	7.0
4. EUOR (%)	6.7	12.6	6.7	6.6	6.6	7.7	7.9
5. PH	719.0	744.0	720.0	744.0	744.0	720.0	4391.0
6. SH	448.0	650.0	672.0	695.0	695.0	471.0	3631.0
7. RSH	0.0	0.0	0.0	0.0	0.0	0.0	0.0
8. UH	271.0	94.0	48.0	49.0	49.0	249.0	760.0
9. POH	239.0	0.0	0.0	0.0	0.0	216.0	455.0
10. FOH & EFOH	32.0	46.0	48.0	49.0	49.0	39.0	263.0
11. MOH & EMOH	0.0	48.0	0.0	0.0	0.0	0.0	48.0
12. Oper MBtu	732199.0	981722.0	1137704.0	1218624.0	1257610.0	786765.0	6114624.0
13. Net Gen (MWH)	70020.0	94560.0	110040.0	116760.0	120150.0	76060.0	587590.0
14. ANOHR (Btu/KWH)	10457.0	10382.0	10339.0	10437.0	10467.0	10344.0	10406.0
15. NOF %	81.8	76.2	85.7	88.0	90.5	84.5	84.7
16. NPC (MW)	191.0	191.0	191.0	191.0	191.0	191.0	191.0
19. ANOHR Equation	$10^6 / AKW * [221.33 + 14.81 * JAN + 20.38 * MAR + 16.00 * APR + 17.65 * JUL + 24.71 * AUG]$ $+ 7.228 + 0.01018 * LSRF / AKW$						

Issued by: T. J. Bouden

Page 21 of 25
Schedule 3Filed: January 13, 1997
Suspended:
Effective: April 1, 1997
Docket No.: 970001-EI
Order No.:

ESTIMATED UNIT PERFORMANCE DATA

GULF POWER COMPANY

PERIOD OF: April 1997 - September 1997

DANIEL 1		Apr '97	May '97	Jun '97	Jul '97	Aug '97	Sep '97	Total
1.	EAF (%)	80.3	83.3	96.4	96.4	96.4	73.9	87.8
2.	POF (%)	16.7	12.9	0.0	0.0	0.0	0.0	4.9
3.	EUOF (%)	3.0	3.8	3.6	3.6	3.6	26.1	7.3
4.	EUOR (%)	3.7	4.3	3.6	3.6	3.6	26.1	7.6
5.	PH	719.0	744.0	720.0	744.0	744.0	720.0	4391.0
6.	SH	577.0	625.0	694.0	717.0	717.0	532.0	3862.0
7.	RSH	0.0	0.0	0.0	0.0	0.0	0.0	0.0
8.	UH	142.0	119.0	26.0	27.0	27.0	188.0	529.0
9.	POH	120.0	96.0	0.0	0.0	0.0	0.0	216.0
10.	FOH & EFOH	22.0	28.0	26.0	27.0	27.0	20.0	150.0
11.	MOH & EMOH	0.0	0.0	0.0	0.0	0.0	168.0	168.0
12.	Oper MBtu	2455624.0	2487327.0	3052814.0	3201286.0	3262377.0	2329268.0	16788696.0
13.	Net Gen (MWH)	239060.0	240880.0	298010.0	312870.0	319340.0	227290.0	1637450.0
14.	ANOH (Btu/KWH)	10272.0	10326.0	10244.0	10232.0	10216.0	10248.0	10253.0
15.	NOF %	88.3	82.2	91.6	93.0	95.0	91.1	90.4
16.	NPC (MW)	469.0	469.0	469.0	469.0	469.0	469.0	469.0
19.	ANOH Equation	$10^6 / AKW * [-03.11]$ $+ 12.153 - 0.00406 * LSRF / AKW$						

Issued by: T. J. Bowden

Page 22 of 25
Schedule 3Filed: January 13, 1997
Suspended:
Effective: April 1, 1997
Docket No.: 970001-E1
Order No.:

ESTIMATED UNIT PERFORMANCE DATA

GULF POWER COMPANY

PERIOD OF: April 1997 - September 1997

DANIEL 2	Apr '97	May '97	Jun '97	Jul '97	Aug '97	Sep '97	Total
1. EAF (%)	97.9	62.5	97.9	98.0	98.0	97.9	91.9
2. POF (%)	0.0	29.0	0.0	0.0	0.0	0.0	4.9
3. EUOF (%)	2.1	8.5	2.1	2.0	2.0	2.1	3.2
4. EUOR (%)	2.1	11.9	2.1	2.0	2.0	2.1	3.3
5. PH	719.0	744.0	720.0	744.0	744.0	720.0	4391.0
6. SH	704.0	470.0	705.0	729.0	729.0	705.0	4042.0
7. RSH	0.0	0.0	0.0	0.0	0.0	0.0	0.0
8. UH	15.0	274.0	15.0	15.0	15.0	15.0	349.0
9. POH	0.0	216.0	0.0	0.0	0.0	0.0	216.0
10. FOH & EFOH	15.0	15.0	15.0	15.0	15.0	15.0	90.0
11. MOH & EMOH	0.0	48.0	0.0	0.0	0.0	0.0	48.0
12. Oper MBtu	2198089.0	1893528.0	3094533.0	3236570.0	3324338.0	3046142.0	17593200.0
13. Net Gen (MWH)	290080.0	187200.0	308620.0	323140.0	328200.0	303310.0	1748550.0
14. ANOHR (Btu/KWH)	10058.0	10115.0	10027.0	10016.0	10129.0	10043.0	10062.0
15. NOF %	88.8	83.5	91.8	92.9	94.4	90.2	90.7
16. NPC (MW)	477.0	477.0	477.0	477.0	477.0	477.0	477.0
19. ANOHR Equation	$10^6 / AKW * [-26.20 + 56.91 * AUG]$ $+ 12,436 - 0.00540 * LSRF / AKW$						

Issued by: T. J. Bowden

Page 23 of 25
Schedule 3Filed: January 13, 1997
Suspended:
Effective: April 1, 1997
Docket No.: 970001-EI
Order No.:

Planned Outage Schedules (Estimated)

Gulf Power Company

Period of: April 1997 - September 1997

Plant & Unit	Planned Outage Dates	Reason for Outage
Crist 6	04/26/97 - 05/11/97	Semi-annual general boiler maintenance and inspection.
Crist 7	04/05/97 - 04/20/97	Semi-annual general boiler maintenance and inspection.
Smith 2	03/26/97 - 04/10/97	Semi-annual general boiler maintenance and inspection.
Smith 2	09/13/97 - 09/21/97	Semi-annual general boiler maintenance and inspection.
Daniel 1	04/26/97 - 05/04/97	Precipitator wash, maintenance and inspection.
Daniel 2	05/03/97 - 05/11/97	Precipitator wash, maintenance and inspection.

Issued by: T. J. Bowden

Page 24 of 25
Schedule 3Filed: January 13, 1997
Suspended:
Effective: April 1, 1997
Docket No.: 970001-EI
Order No.:

Notes Regarding Estimated Planned Outage Schedules

Gulf Power Company

Period of: April 1997 - September 1997

It is important to understand that estimated dates for planned outages and their bar chart schedules are frequently changed in timing and work scope due to system conditions, findings of inspections, subcontractor requirements, material availability and so on.

Please note that in addition to the outages scheduled for the target period of April 1997 - September 1997, the outages shown below are currently planned and could be rescheduled for the target period.

Plant & Unit	Planned Outage Dates	Reason for Outage
Crist 6	11/01/97 - 11/09/97	Semi-annual general boiler maintenance and inspection.
Crist 7	12/13/97 - 12/21/97	Semi-annual general boiler maintenance and inspection.
Smith 1	03/15/97 - 03/30/97	Semi-annual general boiler maintenance and inspection.
Smith 1	10/25/97 - 11/02/97	Semi-annual general boiler maintenance and inspection.
Daniel 1	01/11/97 - 02/09/97	General boiler maintenance and inspection.
Daniel 1	10/04/97 - 10/12/97	Precipitator wash, maintenance and inspection.
Daniel 2	01/18/97 - 02/16/97	General boiler maintenance and inspection.
Daniel 2	10/11/97 - 10/19/97	Precipitator wash, maintenance and inspection.

Filed: January 13, 1997
Suspended:
Effective: April 1, 1997
Docket No.: 970001-E1
Order No.:

AFFIDAVIT

STATE OF FLORIDA)
)
COUNTY OF ESCAMBIA)

Docket No. 970001-EI

Before me the undersigned authority, personally appeared George D. Fontaine, who being first duly sworn, deposes, and says that he is the Performance Test Specialist of Gulf Power Company, a Maine Corporation, and that the foregoing is true and correct to the best of his knowledge, information, and belief. He is personally known to me.



George D. Fontaine
Performance Test Specialist

Sworn to and subscribed before me this 7th day of
January, 1997.



Notary Public, State of Florida at Large

