

MONTHLY REPORT OF COST AND QUALITY OF FUEL OIL FOR ELECTRIC PLANTS  
ORIGIN, VOLUME, DELIVERED PRICE AND AS RECEIVED QUALITY

1. REPORTING MONTH: Apr-97

3. NAME, TITLE & TELEPHONE NUMBER OF CONTACT PERSON CONCERNING DATA  
SUBMITTED ON THIS FORM: JAN SMITH, ACCOUNTING TECHNICIAN (813) 866-5622

2. REPORTING COMPANY: FLORIDA POWER CORPORATION

4. SIGNATURE OF OFFICIAL SUBMITTING REPORT: *[Signature]*  
JOHN SCARDINO, JR., CONTROLLER

5. DATE COMPLETED: 05/13/97

LINE NO.	PLANT NAME	SUPPLIER NAME	SHIPPING POINT	PURCHASE TYPE	DELIVERY LOCATION	DELIVERY DATE	TYPE OIL	SULFER CONTENT (%)	BTU CONTENT (Btu/gal)	VOLUME (Bbls)	DELIVERED PRICE (\$/Bbl)
(a)	(b)	(c)	(d)	(e)	(f)	(g)	(h)	(i)	(j)	(k)	(l)
1	ANCLOTE	BP OIL COMPANY	TAMPA, FL	MTC	FOB PLANT	04/97	F02	0.47	139,260	2,095	\$25.9338
2	<del>AVON PARK PEAKERS</del>	<del>NO DELIVERIES</del>									
3	BARTOW	RIO ENERGY INTERNATIONAL INC	HOUSTON, TX	MTC	FOB PLANT	04/97	F06	1.87	154,607	100,373	\$14.2439
4	<del>BARTOW NORTH FUEL TERMINAL</del>	<del>NO DELIVERIES</del>									
5	<del>BARTOW PEAKERS</del>	<del>NO DELIVERIES</del>									
6	BARTOW FUEL TERMINAL -UNIT 1	NO DELIVERIES									
7	BARTOW SOUTH FUEL TERMINAL	GEO TECH CORPORATION	ATLANTIC BEACH, FL	S	FOB TERMINAL	04/97	F06	0.28	144,000	3,172	\$14.9972
8	BARTOW SOUTH FUEL TERMINAL	RIO ENERGY INTERNATIONAL INC	HOUSTON, TX	MTC	FOB TERMINAL	04/97	F06	0.81	157,113	220,887	\$15.6322
9	BARTOW SOUTH FUEL TERMINAL	ENJET INC.	HOUSTON, TX	S	FOB TERMINAL	04/97	F06	1.49	157,108	96,916	\$15.0700
10	BARTOW SOUTH FUEL TERMINAL	RIO ENERGY INTERNATIONAL INC	HOUSTON, TX	MTC	FOB TERMINAL	04/97	F06	1.48	156,224	110,537	\$15.3340
11	<del>BAYBORO PEAKERS</del>	<del>NO DELIVERIES</del>									
12	CRYSTAL RIVER NORTH	BP OIL COMPANY	TAMPA, FL	MTC	FOB PLANT	04/97	F02	0.46	138,763	1,038	\$25.9148
13	CRYSTAL RIVER SOUTH	BP OIL COMPANY	TAMPA, FL	MTC	FOB PLANT	04/97	F02	0.46	139,120	1,411	\$25.8820
14	DEBARY PEAKERS	BP OIL COMPANY	TAMPA, FL	MTC	FOB PLANT	04/97	F02	0.47	139,527	27,676	\$26.3476
15	DEBARY PEAKERS	BP OIL COMPANY	JACKSONVILLE, FL	MTC	FOB PLANT	04/97	F02	0.03	138,778	11,681	\$27.0472
16	DEBARY PEAKERS	BP OIL COMPANY	TAMPA, FL	MTC	FOB PLANT	04/97	F02	0.05	137,236	2,972	\$27.6295
17	<del>HIGGINS STEAM PLANT</del>	<del>NO DELIVERIES</del>									
18	<del>HIGGINS PEAKERS</del>	<del>NO DELIVERIES</del>									

FPCC RECORDS/REPORTING  
 DOCUMENT NUMBER-DATE  
 06114 JUN 18 97

DECLASSIFIED

1-27-00

910001-ET  
 000001-ET









MONTHLY REPORT OF COST AND QUALITY OF COAL FOR ELECTRIC PLANTS  
ORIGIN, TONNAGE, DELIVERED PRICE AND AS RECEIVED QUALITY

- 1. Report for: Mo. April 1997
- 2. Reporting Company: Florida Power Corporation
- 3. Plant Name: Transfer Facility IMT

**SPECIFIED  
CONFIDENTIAL**

- 4. Name, Title and Telephone Number of Contact Person Concerning Data Submitted on this Form  
Delmar J. Clark Jr., Senior Regulatory Financial Analyst  
(813) 824-6491

- 5. Signature of Official Submitting Report

  
Delmar J. Clark Jr., Senior Regulatory Financial Analyst

- 6. Date Completed: June 13, 1997

Line No.	Supplier Name	Mine Location	Purchase Type	Transportation Mode	Tons	Effective Purchase Price (\$/Ton)	Total Transportation Cost (\$/Ton)	F.O.B. Plant Price (\$/Ton)	As Received Coal Quality			
									Percent Sulfur (%)	Btu Content (Btu/lb)	Percent Ash (%)	Percent Moisture (%)
(a)	(b)	(c)	(d)	(e)	(f)	(g)	(h)	(i)	(j)	(k)	(l)	(m)
1.	A. T. Massey Coal Co.	08, Wv, 005	LTC	TR&B	56,551	\$27.31	\$17.32	\$44.63	0.72	12,647	10.71	5.34
2.	Pen Coal Company	08, Ky, 071	LTC	B	9,377	\$29.48	\$17.32	\$46.80	0.66	12,421	9.47	7.06
3.	Pen Coal Company	08, Wv, 099	LTC	B	29,127	\$29.48	\$17.32	\$46.80	0.66	12,421	9.47	7.06
4.	Stafford Coal Co.	08, Ky, 195	MTC	B	28,554	\$23.05	\$17.32	\$40.37	0.70	12,548	8.15	6.75
5.	Kentucky Coal Terminal	08, Ky, 119	S	B	11,664	\$23.53	\$17.32	\$40.85	0.67	12,312	9.58	7.69
6.	Diamond May Coal Co.	08, Ky, 119	S	B	18,433	\$24.44	\$17.32	\$41.76	0.73	12,527	9.18	7.26
7.	Kentucky May Coal Co.	08, Ky, 119	S	B	1,595	\$27.02	\$17.32	\$44.34	0.69	12,646	8.96	6.38
8.	Kentucky May Coal Co.	08, Ky, 119	S	B	1,922	\$25.52	\$17.32	\$42.84	0.69	12,564	8.64	7.43


MONTHLY REPORT OF COST AND QUALITY OF COAL FOR ELECTRIC PLANTS  
ORIGIN, TONNAGE, DELIVERED PRICE AND AS RECEIVED QUALITY

1. Report for: Mo. April 1997
2. Reporting Company: Florida Power Corporation
3. Plant Name: Crystal River 1 & 2

**SPECIFIED  
CONFIDENTIAL**

4. Name, Title and Telephone Number of Contact Person Concerning Data Submitted on this Form  
Delmar J. Clark Jr., Senior Regulatory Financial Analyst  
(813) 824-6491

5. Signature of Official Submitting Report

  
Delmar J. Clark Jr., Senior Regulatory Financial Analyst

6. Date Completed: June 13, 1997

Line No.	Supplier Name	Mine Location	Purchase Type	Transportation Mode	Tons	Effective Purchase Price (\$/Ton)	Total Transportation Cost (\$/Ton)	F.O.B. Plant Price (\$/Ton)	As Received Coal Quality			
									Percent Sulfur (%)	Btu Content (Btu/lb)	Percent Ash (%)	Percent Moisture (%)
(a)	(b)	(c)	(d)	(e)	(f)	(g)	(h)	(i)	(j)	(k)	(l)	(m)
1.	Cyprus Cumberland Coal Corp.	08,Ky,013	MTC	UR	38,521	\$23.34	\$17.53	\$40.87	1.27	12,753	8.39	6.29
2.	Arch of Kentucky	08,Ky,095	LTC	UR	38,504	\$27.87	\$17.53	\$45.40	1.05	13,294	6.55	6.07
3.	Quaker Coal Company	08,Ky,071	STC	UR	78,144	\$23.75	\$17.63	\$41.38	1.10	12,217	10.37	6.73
4.	Transfer Facility	N/A	LTC	OB	0	N/A	N/A	\$0.00	N/A	N/A	N/A	N/A


MONTHLY REPORT OF COST AND QUALITY OF COAL FOR ELECTRIC PLANTS  
ORIGIN, TONNAGE, DELIVERED PRICE AND AS RECEIVED QUALITY

- 1. Report for: Mo. April 1997
- 2. Reporting Company: Florida Power Corporation
- 3. Plant Name: Crystal River 4 & 5

**SPECIFIED  
CONFIDENTIAL**

- 4. Name, Title and Telephone Number of Contact Person Concerning Data Submitted on this Form  
Delmar J. Clark Jr., Senior Regulatory Financial Analyst  
(813) 824-6491

- 5. Signature of Official Submitting Report

  
Delmar J. Clark Jr., Senior Regulatory Financial Analyst

- 6. Date Completed: June 13, 1997

Line No.	Supplier Name	Mine Location	Purchase Type	Transportation Mode	Tons	Effective Purchase Price (\$/Ton)	Total Transportation Cost (\$/Ton)	F.O.B. Plant Price (\$/Ton)	As Received Coal Quality			
									Percent Sulfur (%)	Btu Content (Btu/lb)	Percent Ash (%)	Percent Moisture (%)
(a)	(b)	(c)	(d)	(e)	(f)	(g)	(h)	(i)	(j)	(k)	(l)	(m)
1.	Powell Mtn. Joint Venture	08,Va,105	LTC	UR	69,231	\$35.59	\$17.52	\$53.11	0.72	12,325	9.79	7.20
2.	Franklin Coal Sales	08,Ky,195	LTC	UR	9,701	\$27.37	\$17.62	\$44.99	0.68	12,753	9.61	6.21
3.	Quaker Coal Company, Inc.	08,Ky,195	MTC	UR	38,545	\$27.15	\$17.62	\$44.77	0.57	13,188	6.72	6.74
4.	Ashland Coal Inc.	08,Ky,195	MTC	UR	9,891	\$26.45	\$17.29	\$43.74	0.71	13,172	7.07	5.94
5.	Transfer Facility	N/A	LTC	OB	110,764	\$43.95	\$8.27	\$52.22	0.69	12,477	9.61	6.96



MONTHLY REPORT OF COST AND QUALITY OF COAL FOR ELECTRIC PLANTS  
ORIGIN, TONNAGE, DELIVERED PRICE AND AS RECEIVED QUALITY

1. Report for: Mo. April 1997
2. Reporting Company: Florida Power Corporation
3. Plant Name: Transfer Facility IMT

**SPECIFIED  
CONFIDENTIAL**

4. Name, Title and Telephone Number of Contact  
Person Concerning Data Submitted on this Form  
Delmar J. Clark Jr., Senior Regulatory Financial Analyst  
(813) 824-6491

5. Signature of Official Submitting Report

  
Delmar J. Clark Jr., Senior Regulatory Financial Analyst

6. Date Completed: June 13, 1997

Line No.	Supplier Name	Mine Location	Purchase Type	Tons	F.O.B. Mine Price (\$/Ton)	Short Haul & Loading Charges (\$/Ton)	Original Invoice Price (\$/Ton)	Retro-active Price Increases (\$/Ton)	Base Price (\$/Ton)	Quality Adjust-ments (\$/Ton)	Effective Purchase Price (\$/Ton)
(a)	(b)	(c)	(d)	(e)	(f)	(g)	(h)	(i)	(j)	(k)	(l)
1.	A. T. Massey Coal Co.	08, Wv, 005	LTC	56,551	\$27.31	\$0.00	\$27.31	\$0.00	\$27.31	\$0.00	\$27.31
2.	Pen Coal Company	08, Ky, 071	LTC	9,377	\$29.67	\$0.00	\$29.67	\$0.00	\$29.67	(\$0.19)	\$29.48
3.	Pen Coal Company	08, Wv, 099	LTC	29,127	\$29.67	\$0.00	\$29.67	\$0.00	\$29.67	(\$0.19)	\$29.48
4.	Stafford Coal Co.	08, Ky, 195	MTC	28,554	\$22.50	\$0.00	\$22.50	\$0.00	\$22.50	\$0.55	\$23.05
5.	Kentucky Coal Terminal	08, Ky, 119	S	11,664	\$23.50	\$0.00	\$23.50	\$0.00	\$23.50	\$0.03	\$23.53
6.	Diamond May Coal Co.	08, Ky, 119	S	18,433	\$24.50	\$0.00	\$24.50	\$0.00	\$24.50	(\$0.06)	\$24.44
7.	Kentucky May Coal Co.	08, Ky, 119	S	1,595	\$26.35	\$0.00	\$26.35	\$0.00	\$26.35	\$0.67	\$27.02
8.	Kentucky May Coal Co.	08, Ky, 119	S	1,922	\$25.35	\$0.00	\$25.35	\$0.00	\$25.35	\$0.17	\$25.52



MONTHLY REPORT OF COST AND QUALITY OF COAL FOR ELECTRIC PLANTS  
ORIGIN, TONNAGE, DELIVERED PRICE AND AS RECEIVED QUALITY

- 1. Report for: Mo. April 1997
- 2. Reporting Company: Florida Power Corporation
- 3. Plant Name: Crystal River 1 & 2

**SPECIFIED  
CONFIDENTIAL**

- 4. Name, Title and Telephone Number of Contact Person Concerning Data Submitted on this Form  
Delmar J. Clark Jr., Senior Regulatory Financial Analyst  
(813) 824-6491

- 5. Signature of Official Submitting Report

  
Delmar J. Clark Jr., Senior Regulatory Financial Analyst

- 6. Date Completed: June 13, 1997

Line No.	Supplier Name	Mine Location	Purchase Type	Tons	F.O.B. Mine Price (\$/Ton)	Short Haul & Loading Charges (\$/Ton)	Original Invoice Price (\$/Ton)	Retro-active Price Increases (\$/Ton)	Base Price (\$/Ton)	Quality Adjustments (\$/Ton)	Effective Purchase Price (\$/Ton)
(a)	(b)	(c)	(d)	(e)	(f)	(g)	(h)	(i)	(j)	(k)	(l)
1.	Cyprus Cumberland Coal Corp.	08,Ky,013	MTC	38,521	\$23.94	\$0.00	\$23.94	\$0.00	\$23.94	(\$0.60)	\$23.34
2.	Arch of Kentucky	08,Ky,095	LTC	38,504	\$27.87	\$0.00	\$27.87	\$0.00	\$27.87	\$0.00	\$27.87
3.	Quaker Coal Company	08,Ky,071	STC	78,144	\$23.75	\$0.00	\$23.75	\$0.00	\$23.75	\$0.00	\$23.75
4.	Transfer Facility	N/A	LTC	0	N/A	\$0.00	N/A	N/A	N/A	N/A	\$0.00

MONTHLY REPORT OF COST AND QUALITY OF COAL FOR ELECTRIC PLANTS  
ORIGIN, TONNAGE, DELIVERED PRICE AND AS RECEIVED QUALITY

- 1. Report for: Mo. April 1997
- 2. Reporting Company: Florida Power Corporation
- 3. Plant Name: Crystal River 4 & 5

**SPECIFIED  
CONFIDENTIAL**

- 4. Name, Title and Telephone Number of Contact Person Concerning Data Submitted on this Form  
Delmar J. Clark Jr., Senior Regulatory Financial Analyst  
(813) 824-6491

- 5. Signature of Official Submitting Report

  
\_\_\_\_\_  
Delmar J. Clark Jr., Senior Regulatory Financial Analyst

- 6. Date Completed: June 13, 1997

Line No.	Supplier Name	Mine Location	Purchase Type	Tons	F.O.B. Mine Price (\$/Ton)	Short Haul & Loading Charges (\$/Ton)	Original Invoice Price (\$/Ton)	Retro-active Price Increases (\$/Ton)	Base Price (\$/Ton)	Quality Adjust-ments (\$/Ton)	Effective Purchase Price (\$/Ton)
(a)	(b)	(c)	(d)	(e)	(f)	(g)	(h)	(i)	(j)	(k)	(l)
1.	Powell Mtn. Joint Venture	08,Va,105	LTC	69,231	\$35.59	\$0.00	\$35.59	\$0.00	\$35.59	\$0.00	\$35.59
2.	Franklin Coal Sales	08,Ky,195	LTC	9,701	\$27.37	\$0.00	\$27.37	\$0.00	\$27.37	\$0.00	\$27.37
3.	Quaker Coal Company, Inc.	08,Ky,195	MTC	38,545	\$26.35	\$0.00	\$26.35	\$0.00	\$26.35	\$0.80	\$27.15
4.	Ashland Coal Inc.	08,Ky,195	MTC	9,891	\$26.45	\$0.00	\$26.45	\$0.00	\$26.45	\$0.00	\$26.45
5.	Transfer Facility	N/A	LTC	110,764	\$43.95	\$0.00	\$43.95	N/A	\$43.95	N/A	\$43.95

MONTHLY REPORT OF COST AND QUALITY OF COAL FOR ELECTRIC PLANTS  
ORIGIN, TONNAGE, DELIVERED PRICE AND AS RECEIVED QUALITY

- 1. Report for: Mo. April 1997
- 2. Reporting Company: Florida Power Corporation
- 3. Plant Name: Transfer Facility IMT

4. Name, Title and Telephone Number of Contact Person Concerning Data Submitted on this Form  
Delmar J. Clark Jr., Senior Regulatory Financial Analyst  
(813) 824-6491

5. Signature of Official Submitting Report

  
Delmar J. Clark Jr., Senior Regulatory Financial Analyst

6. Date Completed: June 13, 1997

**SPECIFIED  
CONFIDENTIAL**

Line No.	Supplier Name	Mine Location	Shipping Point	Transportation Mode	Tons	Effective Purchase Price (\$/Ton)	Additional Shorthaul & Loading Charges (\$/Ton)	Rail Rate (\$/Ton)	Other Rail Charges (\$/Ton)	River Barge Rate (\$/Ton)	Trans-loading Rate (\$/Ton)	Ocean Barge Rate (\$/Ton)	Other Water Charges (\$/Ton)	Other Related Charges (\$/Ton)	Transportation Charges (\$/Ton)	F.O.B. Plant Price (\$/Ton)
(a)	(b)	(c)	(d)	(e)	(f)	(g)	(h)	(i)	(j)	(k)	(l)	(m)	(n)	(o)	(p)	(q)
1.	A. T. Massey Coal Co.	08, Wv, 005	Boone, Wv	TR&B	56,551	\$27.31	N/A	N/A	N/A	N/A	N/A	N/A	N/A	N/A	\$17.32	\$44.63
2.	Pen Coal Company	08, Ky, 071	Floyd, Ky	B	9,377	\$29.48	N/A	N/A	N/A	N/A	N/A	N/A	N/A	N/A	\$17.32	\$46.80
3.	Pen Coal Company	08, Wv, 099	Wayne, WV	B	29,127	\$29.48	N/A	N/A	N/A	N/A	N/A	N/A	N/A	N/A	\$17.32	\$46.80
4.	Stafford Coal Co.	08, Ky, 195	Pike, Ky	B	28,554	\$23.05	N/A	N/A	N/A	N/A	N/A	N/A	N/A	N/A	\$17.32	\$40.37
5.	Kentucky Coal Terminal	08, Ky, 119	Knott, Ky	B	11,664	\$23.53	N/A	N/A	N/A	N/A	N/A	N/A	N/A	N/A	\$17.32	\$40.85
6.	Diamond May Coal Co.	08, Ky, 119	Knott, Ky	B	18,433	\$24.44	N/A	N/A	N/A	N/A	N/A	N/A	N/A	N/A	\$17.32	\$41.76
7.	Kentucky May Coal Co.	08, Ky, 119	Knott, Ky	B	1,595	\$27.02	N/A	N/A	N/A	N/A	N/A	N/A	N/A	N/A	\$17.32	\$44.34
8.	Kentucky May Coal Co.	08, Ky, 119	Knott, Ky	B	1,922	\$25.52	N/A	N/A	N/A	N/A	N/A	N/A	N/A	N/A	\$17.32	\$42.84

MONTHLY REPORT OF COST AND QUALITY OF COAL FOR ELECTRIC PLANTS  
ORIGIN, TONNAGE, DELIVERED PRICE AND AS RECEIVED QUALITY

1. Report for: Mo. April 1997
2. Reporting Company: Florida Power Corporation
3. Plant Name: Crystal River 1 & 2

**SPECIFIED  
CONFIDENTIAL**

4. Name, Title and Telephone Number of Contact Person Concerning Data Submitted on this Form  
Delmar J. Clark Jr., Senior Regulatory Financial Analyst  
(813) 824-6491

5. Signature of Official Submitting Report

  
Delmar J. Clark Jr., Senior Regulatory Financial Analyst

6. Date Completed: June 13, 1997

Line No.	Supplier Name	Mine Location	Shipping Point	Transportation Mode	Tons	Effective Purchase Price (\$/Ton)	Additional Shorthaul & Loading Charges (\$/Ton)	Rail Rate (\$/Ton)	Other Rail Charges (\$/Ton)	River Barge Rate (\$/Ton)	Trans-loading Rate (\$/Ton)	Ocean Barge Rate (\$/Ton)	Other Water Charges (\$/Ton)	Other Related Charges (\$/Ton)	Transportation Charges (\$/Ton)	F.O.B. Plant Price (\$/Ton)
(a)	(b)	(c)	(d)	(e)	(f)	(g)	(h)	(i)	(j)	(k)	(l)	(m)	(n)	(o)	(p)	(q)
1.	Cyprus Cumberland Coal Corp.	08,Ky,013	Bell, Ky	UR	38,521	\$23.34	N/A	\$15.56	\$1.97	N/A	N/A	N/A	\$0.00	\$0.00	\$17.53	\$40.87
2.	Arch of Kentucky	08,Ky,095	Harlan, Ky	UR	38,504	\$27.87	N/A	\$15.56	\$1.97	N/A	N/A	N/A	\$0.00	\$0.00	\$17.53	\$45.40
3.	Quaker Coal Company	08,Ky,071	Floyd, Ky	UR	78,144	\$23.75	N/A	\$15.66	\$1.97	N/A	N/A	N/A	\$0.00	\$0.00	\$17.63	\$41.38
4.	Transfer Facility	N/A	Plaquemines Parrish, La	OB	0	\$0.00	N/A	N/A	N/A	N/A	N/A	N/A	\$0.00	\$0.00	N/A	\$0.00



MONTHLY REPORT OF COST AND QUALITY OF COAL FOR ELECTRIC PLANTS  
ORIGIN, TONNAGE, DELIVERED PRICE AND AS RECEIVED QUALITY

- 1. Report for: Mo. April 1997
- 2. Reporting Company: Florida Power Corporation
- 3. Plant Name: Crystal River 4 & 5

**SPECIFIED  
CONFIDENTIAL**

- 4. Name, Title and Telephone Number of Contact  
Person Concerning Data Submitted on this Form  
Delmar J. Clark Jr., Senior Regulatory Financial Analyst  
(813) 824-6491

- 5. Signature of Official Submitting Report

  
Delmar J. Clark Jr., Senior Regulatory Financial Analyst

- 6. Date Completed: June 13, 1997

Line No.	Supplier Name	Mine Location	Shipping Point	Transportation Mode	Tons	Effective Purchase Price (\$/Ton)	Additional Shorthaul & Loading Charges (\$/Ton)	Rail Rate (\$/Ton)	Other Rail Charges (\$/Ton)	River Barge Rate (\$/Ton)	Trans-loading Rate (\$/Ton)	Ocean Barge Rate (\$/Ton)	Other Water Charges (\$/Ton)	Other Related Charges (\$/Ton)	Transportation Charges (\$/Ton)	F.O.B. Plant Price (\$/Ton)
(a)	(b)	(c)	(d)	(e)	(f)	(g)	(h)	(i)	(j)	(k)	(l)	(m)	(n)	(o)	(p)	(q)
1.	Powell Mtn. Joint Venture	08,Va,105	Lee, Va	UR	69,231	\$35.59	N/A	\$15.56	\$1.96	N/A	N/A	N/A	\$0.00	\$0.00	\$17.52	\$53.11
2.	Franklin Coal Sales	08,Ky,195	Pike, Ky	UR	9,701	\$27.37	N/A	\$15.66	\$1.96	N/A	N/A	N/A	\$0.00	\$0.00	\$17.62	\$44.99
3.	Quaker Coal Company, Inc.	08,Ky,195	Pike, Ky	UR	38,545	\$27.15	N/A	\$15.66	\$1.96	N/A	N/A	N/A	\$0.00	\$0.00	\$17.62	\$44.77
4.	Ashland Coal Inc.	08,Ky,195	Pike, Ky	UR	9,891	\$26.45	N/A	\$15.33	\$1.96	N/A	N/A	N/A	\$0.00	\$0.00	\$17.29	\$43.74
5.	Transfer Facility	N/A	Plaquemines Parrish, La	OB	110,764	\$43.95	N/A	N/A	N/A	N/A	N/A	N/A	\$0.00	\$0.00	\$8.27	\$52.22

MONTHLY REPORT OF COST AND QUALITY OF COAL FOR ELECTRIC PLANTS  
 REPORT OF ADJUSTMENTS TO PREVIOUS COAL DELIVERIES

- 1. Report for: Mo. April 1997
- 2. Reporting Company: Florida Power Corporation
- 3. Plant Name: Crystal River 1 & 2

**SPECIFIED  
 CONFIDENTIAL**

4. Name, Title and Telephone Number of Contact  
 Person Concerning Data Submitted on this Form  
 Delmar J. Clark Jr., Senior Regulatory Financial Analyst  
 (813) 824-6491

5. Signature of Official Submitting Report

Delmar J. Clark Jr., Senior Regulatory Financial Analyst

6. Date Completed: June 13, 1997

Line No.	Month Reported	Form Plant Name	Intended Generating Plant	Supplier	Original Line Number	Old Volume (tons)	Form No.	Column Title	Old Value	New Value	New F.O.B. Plant Price	Reason for Revision
(a)	(b)	(c)	(d)	(e)	(f)	(g)	(h)	(i)	(j)	(k)	(l)	(m)
1.	03/97	CR 1&2	CR 1&2	Arch of Kentucky	2	29,431	2A	(k) Quality Adjustment	\$0.00	\$0.44	\$45.78	Quality Adjustment
2.	02/97	CR 1&2	CR 1&2	Arch of Kentucky	5	19,291	2A	(k) Quality Adjustment	\$0.00	\$0.33	\$44.50	Quality Adjustment
3.	03/97	CR 1&2	CR 1&2	Cyprus Cumberland	1	38,938	2A	(k) Quality Adjustment	\$0.00	\$0.23	\$41.64	Quality Adjustment
4.	02/97	CR 1&2	CR 1&2	Diamond May Coal	3	19,186	2A	(k) Quality Adjustment	\$0.00	\$0.03	\$41.32	Quality Adjustment
5.	01/97	CR 1&2	CR 1&2	Quaker Coal Company	6	8,828	2A	(k) Quality Adjustment	\$0.00	\$0.03	\$43.41	Quality Adjustment
6.	03/97	CR 1&2	CR 1&2	Quaker Coal Company	4	58,720	2A	(k) Quality Adjustment	\$0.00	\$0.19	\$41.51	Quality Adjustment

MONTHLY REPORT OF COST AND QUALITY OF COAL FOR ELECTRIC PLANTS  
 REPORT OF ADJUSTMENTS TO PREVIOUS COAL DELIVERIES

- 1. Report for: Mo. April 1997
- 2. Reporting Company: Florida Power Corporation
- 3. Plant Name: Crystal River 4 & 5

UNCLASSIFIED  
 CONFIDENTIAL

4. Name, Title and Telephone Number of Contact  
 Person Concerning Data Submitted on this Form  
 Delmar J. Clark Jr., Senior Regulatory Financial Analyst  
 (813) 824-6491

5. Signature of Official Submitting Report

*Delmar J. Clark Jr.*

Delmar J. Clark Jr., Senior Regulatory Financial Analyst

6. Date Completed: June 13, 1997

Line No.	Month Reported	Form Plant Name	Intended Generating Plant	Supplier	Original Line Number	Old Volume (tons)	Form No.	Column Title	Old Value	New Value	New F.O.B. Plant Price	Reason for Revision
(a)	(b)	(c)	(d)	(e)	(f)	(g)	(h)	(i)	(j)	(k)	(l)	(m)
1.	03/97	CR 4&5	CR 4&5	Franklin Coal Sales	2	19,398	2A	(k) Quality Adjustment	\$0.00	\$0.37	\$44.97	Quality Adjustment
2.	03/97	CR 4&5	CR 4&5	Quaker Coal Co.	4	28,844	2A	(k) Quality Adjustment	\$0.00	\$0.43	\$44.32	Quality Adjustment
3.	03/97	CR 4&5	CR 4&5	Quaker Coal Co.	3	29,006	2A	(k) Quality Adjustment	\$0.00	\$0.35	\$44.64	Quality Adjustment

MONTHLY REPORT OF COST AND QUALITY OF COAL FOR ELECTRIC PLANTS  
 REPORT OF ADJUSTMENTS TO PREVIOUS COAL DELIVERIES

- 1. Report for: Mo. April 1997
- 2. Reporting Company: Florida Power Corporation
- 3. Plant Name: Transfer Facility TTI Systems, Inc.

4. Name, Title and Telephone Number of Contact  
 Person Concerning Data Submitted on this Form  
 Delmar J. Clark Jr., Senior Regulatory Financial Analyst  
 (813) 824-6491

5. Signature of Official Submitting Report

Delmar J. Clark Jr., Senior Regulatory Financial Analyst

6. Date Completed: June 13, 1997

Line No.	Month Reported	Form Plant Name	Intended Generating Plant	Supplier	Original Line Number	Old Volume (tons)	Form No.	Column Title	Old Value	New Value	New F.O.B. Plant Price	Reason for Revision
(a)	(b)	(c)	(d)	(e)	(f)	(g)	(h)	(i)	(j)	(k)	(l)	(m)

=== NONE ===




MONTHLY REPORT OF COST AND QUALITY OF COAL FOR ELECTRIC PLANTS  
 REPORT OF ADJUSTMENTS TO PREVIOUS COAL DELIVERIES

- 1. Report for: Mo. April 1997
- 2. Reporting Company: Florida Power Corporation
- 3. Plant Name: Transfer Facility IMT

**SPECIFIED  
 CONFIDENTIAL**

4. Name, Title and Telephone Number of Contact  
 Person Concerning Data Submitted on this Form  
 Delmar J. Clark Jr., Senior Regulatory Financial Analyst  
 (813) 824-6491

5. Signature of Official Submitting Report  
  
 Delmar J. Clark Jr., Senior Regulatory Financial Analyst

6. Date Completed: June 13, 1997

Line No.	Month Reported	Form Plant Name	Intended Generating Plant	Supplier	Original Line Number	Old Volume (tons)	Form No.	Column Title	Old Value	New Value	New F.O.B. Plant Price	Reason for Revision
(a)	(b)	(c)	(d)	(e)	(f)	(g)	(h)	(i)	(j)	(k)	(l)	(m)
1.	03/97	CR 4&5	CR 4&5	Pen Coal Company	2	5,185	2A	(k) Quality Adjustment	\$0.00	(\$0.18)	\$46.81	Quality Adjustment
2.	03/97	CR 4&5	CR 4&5	Pen Coal Company	3	18,062	2A	(k) Quality Adjustment	\$0.00	(\$0.18)	\$46.81	Quality Adjustment
3.	03/97	CR 4&5	CR 4&5	Kentucky Coal Terminal	5	10,215	2A	(k) Quality Adjustment	\$0.00	\$0.08	\$40.90	Quality Adjustment