


ORIGINAL



**Florida
Power**
CORPORATION

JAMES A. MCGEE
SENIOR COUNSEL

October 23, 1997

Ms. Blanco S. Bayo, Director
Division of Records and Reporting
Florida Public Service Commission
2540 Shumard Oak Blvd.
Tallahassee, Florida 32399-0850

Re: Docket No. 970001-BI

Dear Ms. Bayo:

Enclosed for filing are ten copies of Florida Power Corporation's FPSC 423 Forms for the month of August, 1997. Forms 423-1A, 423-2, 423-2A, 423-2B, and 423-2C contained in this filing have been edited to delete certain confidential information. Florida Power's Request for Specified Confidential Treatment, which includes an unedited copy of the 423 Forms, has been submitted for filing this date under separate cover.

- ACK
- AFA
- APP
- CAF
- CMU
- CTR
- EAG
- LEG
- LIJ
- OF
- ROH
- SEC
- WAS
- OTH

Please acknowledge your receipt and filing of the above on the enclosed copy of this letter and return same to me.

Very truly yours,


[Signature]
for James A. McGee

JAM:sl

Enclosures

cc: Parties of record (w/o enclosure)

b:\forms\423\423-form.ltr



DOCUMENT NUMBER-DATE

10994 OCT 24 5

MONTHLY REPORT OF COST AND QUALITY OF FUEL OIL FOR ELECTRIC PLANTS
 ORIGIN, VOLUME, DELIVERED PRICE AND AS RECEIVED QUALITY

1 REPORTING MONTH

Aug 97

3 NAME, TITLE & TELEPHONE NUMBER OF CONTACT PERSON CONCERNING DATA
 SUBMITTED ON THIS FORM JAN SMITH, ACCOUNTANT (813) 856-5622

2 REPORTING COMPANY

FLORIDA POWER CORPORATION

4 SIGNATURE OF OFFICIAL SUBMITTING REPORT

JOHN SCARDINO, JR., CONTROLLER

5 DATE COMPLETED

09/17/97

LINE NO (a)	PLANT NAME (b)	SUPPLIER NAME (c)	SHIPPING POINT (d)	PURCHASE TYPE (e)	DELIVERY LOCATION (f)	DELIVERY DATE (g)	TYPE OIL (h)	SULFUR CONTENT (%) (i)	BTU CONTENT (Btu/gal) (j)	VOLUME (Bbls) (k)	DELIVERED PRICE (\$/Bbl) (l)
1	ANCLOTE	BP OIL COMPANY	TAMPA, FL	MTC	FOB PLANT	08/97	F02	0.43	139,841	1,937	\$25.7121
2	AVON PARK PEAKERS	BP OIL COMPANY	TAMPA, FL	MTC	FOB PLANT	08/97	F02	0.46	138,998	176	\$26.0278
3	BARTOW	ENJET INC	HOUSTON, TX	S	FOB PLANT	08/97	F06	2.34	152,988	92,493	\$14.6016
4	BARTOW NORTH FUEL TERMINAL	RIO ENERGY INTERNATIONAL INC	HOUSTON, TX	MTC	FOB TERMINAL	08/97	F06	1.97	156,541	220,558	\$16.4799
5	BARTOW PEAKERS	NO DELIVERIES									
6	BARTOW FUEL TERMINAL -UNIT 1	NO DELIVERIES									
7	BARTOW SOUTH FUEL TERMINAL	GEO TECH CORPORATION	ATLANTIC BEACH, FL	S	FOB TERMINAL	08/97	F06	0.28	144,000	1,806	\$15.1895
8	BARTOW SOUTH FUEL TERMINAL	HOWCO ENVIRONMENTAL SERVICE	ST PETERSBURG, FL	S	FOB TERMINAL	08/97	F06	0.44	140,000	486	\$15.1134
9	BARTOW SOUTH FUEL TERMINAL	MFM ENVIRONMENTAL COMPANY	REDDICK, FL	S	FOB TERMINAL	08/97	F06	0.39	142,732	3,721	\$15.2570
10	BARTOW SOUTH FUEL TERMINAL	RIO ENERGY INTERNATIONAL INC	HOUSTON, TX	MTC	FOB TERMINAL	08/97	F06	0.98	158,460	333,929	\$16.8949
11	BARTOW SOUTH FUEL TERMINAL	RIO ENERGY INTERNATIONAL INC	HOUSTON, TX	MTC	FOB TERMINAL	08/97	F06	1.48	158,992	109,847	\$15.9540
12	BAYBORO PEAKERS	COASTAL FUELS MARKETING	PORT MANATEE, FL	MTC	FOB PLANT	08/97	F02	0.50	138,859	9,058	\$25.7558
13	CRYSTAL RIVER NORTH	BP OIL COMPANY	TAMPA, FL	MTC	FOB PLANT	08/97	F02	0.44	139,580	1,767	\$26.0863
14	CRYSTAL RIVER SOUTH	BP OIL COMPANY	TAMPA, FL	MTC	FOB PLANT	08/97	F02	0.46	138,998	1,764	\$25.9906
15	DEBARY PEAKERS	BP OIL COMPANY	TAMPA, FL	MTC	FOB PLANT	08/97	F02	0.45	139,373	30,561	\$26.4659
16	DEBARY PEAKERS	COASTAL FUELS MARKETING	CAPE CANAVERAL, FL	MTC	FOB PLANT	08/97	F02	0.41	138,693	3,279	\$27.7334
17	DEBARY PEAKERS	BP OIL COMPANY	JACKSONVILLE, FL	MTC	FOB PLANT	08/97	F02	0.04	138,900	9,044	\$27.1053
18	DEBARY PEAKERS	BP OIL COMPANY	TAMPA, FL	MTC	FOB PLANT	08/97	F02	0.04	138,753	18,969	\$27.0139

FPSC-RECORDS/REPORTING
 DOCUMENT NUMBER-DATE
 10994 OCT 24 97

ORIGINAL

MONTHLY REPORT OF COST AND QUALITY OF FUEL OIL FOR ELECTRIC PLANTS
DETAIL OF INVOICE AND TRANSPORTATION CHARGES

1 REPORTING MONTH: Aug-87

2 REPORTING COMPANY: FLC/IDA POWER CORPORATION

37 TURNER STEAM PLANT

38 TURNER PEAKERS

39 UNIVERSITY OF FLORIDA

3 NAME, TITLE & TELEPHONE NUMBER OF CONTACT PERSON CONCERNING DATA
SUBMITTED ON THIS FORM: JAN SMITH, ACCOUNTANT, (813) 888-5822

4 SIGNATURE OF OFFICIAL SUBMITTING REPORT:  JOHN SCHUCHNO, JR., CONTROLLER

5 DATE COMPLETED: 08/17/87

DELIVERY LOCATION	DELIVERY DATE	DELIVERY TYPE	VOLUME	INVOICE PRICE	INVOICE AMOUNT	DISCOUNT	N-T AMOUNT	NET PRICE	QUALITY ADJUST	EFFECTIVE PURCHASE PRICE	TRANSPORT CHARGES	ADDITIONAL CHARGES	OTHER DELIVERED PRICE
(a)	(b)	(c)	(d)	(e)	(f)	(g)	(h)	(i)	(j)	(k)	(l)	(m)	(n)
NO DELIVERIES													
BP OIL COMPANY													
NO DELIVERIES													

FOB PLANT: 0887 F01 14.042

NO. OF INVOICES: 00000

TOTAL COST: \$18 8879

**MONTHLY REPORT OF COST AND QUALITY OF COAL FOR ELECTRIC PLANTS
REPORT OF ADJUSTMENTS TO PREVIOUS COAL DELIVERIES**

- 1. Report for: Mo. August 1997
- 2. Reporting Company: Florida Power Corporation
- 3. Plant Name: Crystal River 1 & 2

4. Name, Title and Telephone Number of Contact Person Concerning Data Submitted on this Form
 Delmar J. Clark Jr., Senior Regulatory Financial Analyst
 (813) 824-6491

5. Signature of Official Submitting Report



 Delmar J. Clark Jr., Senior Regulatory Financial Analyst

6. Date Completed: October 15, 1997

Line No.	Month Reported	Form Plant Name	Intended Generating Plant	Supplier	Original Line Number	Old Volume (tons)	Form No.	Column Title	Old Value	New Value	New F.O.B. Plant Price	Reason for Revision
(a)	(b)	(c)	(d)	(e)	(f)	(g)	(h)	(i)	(j)	(k)	(l)	(m)
1	05/97	CR 1&2	CR 1&2	Arch of Kentucky	2	28,751	2A	(k) Quality Adjustment			\$46.40	Quality Adjustment
2	06/97	CR 1&2	CR 1&2	Arch of Kentucky	2	28,649	2A	(k) Quality Adjustment			\$45.54	Quality Adjustment
3	05/97	CR 1&2	CR 1&2	Consol, Inc.	6	19,360	2A	(k) Quality Adjustment			\$42.03	Quality Adjustment
4	06/97	CR 1&2	CR 1&2	Consol, Inc.	6	39,695	2A	(k) Quality Adjustment			\$40.20	Quality Adjustment
5	06/97	CR 1&2	CR 1&2	Quaker Coal Company	5	9,355	2A	(k) Quality Adjustment			\$39.61	Quality Adjustment
6	06/97	CR 1&2	CR 1&2	Quaker Coal Company	4	29,409	2A	(k) Quality Adjustment			\$42.34	Quality Adjustment
7	06/97	CR 1&2	CR 1&2	Quaker Coal Company	3	19,176	2A	(k) Quality Adjustment			\$41.03	Quality Adjustment

MONTHLY REPORT OF COST AND QUALITY OF COAL FOR ELECTRIC PLANTS
ORIGIN, TONNAGE, DELIVERED PRICE AND AS RECEIVED QUALITY

1. Report for: Mo. August 1997
 2. Reporting Company: Florida Power Corporation
 3. Plant Name: Crystal River 1 & 2

4. Name, Title and Telephone Number of Contact
 Person Concerning Data Submitted on this Form
 Delmar J. Clark Jr., Senior Regulatory Financial Analyst
 (813) 824-6491

5. Signature of Official Submitting Report


 Delmar J. Clark Jr., Senior Regulatory Financial Analyst

6. Date Completed: October 15, 1997

Line No.	Supplier Name	Mine Location	Purchase Type	Transportation Mode	Tons	Effective Purchase Price (\$/Ton)	Total Transportation Cost (\$/Ton)	F.O.B. Plant Price (\$/Ton)	As Received Coal Quality			
									Percent Sulfur (%)	Btu Content (Btu/lb)	Percent Ash (%)	Percent Moisture (%)
(a)	(b)	(c)	(d)	(e)	(f)	(g)	(h)	(i)	(j)	(k)	(l)	(m)
1.	Cyprus Cumberland Coal Corp.	08,Ky,013	MTC	UR	37,874			\$40.93	1.13	12,718	8.57	6.18
2.	Arch of Kentucky	08,Ky,095	LTC	UR	37,582			\$44.86	1.06	13,234	6.28	6.08
3.	Quaker Coal Company	08,Ky,071	MTC	UR	56,578			\$39.42	1.10	12,355	9.15	7.05
4.	Consol, Inc.	08,Ky,133	S	UR	57,750			\$40.52	1.21	12,872	8.07	5.83
5.	Franklin Coal Sales	08,Ky,119	STC	UR	9,814			\$40.57	1.08	12,624	9.61	6.46
6.	Transfer Facility	N/A	LTC	OB	N/A			\$0.00	N/A	N/A	N/A	N/A

MONTHLY REPORT OF COST AND QUALITY OF COAL FOR ELECTRIC PLANTS
ORIGIN, TONNAGE, DELIVERED PRICE AND AS RECEIVED QUALITY

1. Report for: Mo. August 1997

2. Reporting Company: Florida Power Corporation

3. Plant Name: Crystal River 1 & 2

4. Name, Title and Telephone Number of Contact
Person Concerning Data Submitted on this Form

Delmar J. Clark Jr., Senior Regulatory Financial Analyst
(813) 824-6491

5. Signature of Official Submitting Report


Delmar J. Clark Jr., Senior Regulatory Financial Analyst

6. Date Completed: October 15, 1997

Line No.	Supplier Name	Mine Location	Purchase Type	Tons	F.O.B. Mine Price (\$/Ton)	Short Haul & Loading Charges (\$/Ton)	Original Invoice Price (\$/Ton)	Retro-active Price Increases (\$/Ton)	Base Price (\$/Ton)	Quality Adjust-ments (\$/Ton)	Effective Purchase Price (\$/Ton)
(a)	(b)	(c)	(d)	(e)	(f)	(g)	(h)	(i)	(j)	(k)	(l)
1.	Cyprus Cumberland Coal Corp.	08,Ky,013	MTC	37,874		\$0.00		\$0.00		\$0.00	
2.	Arch of Kentucky	08,Ky,095	LTC	37,582		\$0.00		\$0.00		\$0.00	
3.	Quaker Coal Company	08,Ky,071	MTC	56,578		\$0.00		\$0.00		\$0.00	
4.	Consol, Inc.	08,Ky,133	S	57,750		\$0.00		\$0.00		\$0.00	
5.	Franklin Coal Sales	08,Ky,119	STC	9,814		\$0.00		\$0.00		\$0.00	
6.	Transfer Facility	N/A	LTC	N/A		\$0.00		\$0.00		N/A	

MONTHLY REPORT OF COST AND QUALITY OF COAL FOR ELECTRIC PLANTS
ORIGIN, TONNAGE, DELIVERED PRICE AND AS RECEIVED QUALITY

- 1. Report for: Mo. August 1997
- 2. Reporting Company: Florida Power Corporation
- 3. Plant Name: Crystal River 1 & 2

4. Name, Title and Telephone Number of Contact Person Concerning Data Submitted on this Form
Delmar J. Clark Jr., Senior Regulatory Financial Analyst
(813) 824-6491

5. Signature of Official Submitting Report


Delmar J. Clark Jr., Senior Regulatory Financial Analyst

6. Date Completed: October 15, 1997


Line No.	Supplier Name	Mine Location	Shipping Point	Transportation Mode	Tons	Effective Purchase Price (\$/Ton)	Additional Shorthaul & Loading Charges (\$/Ton)	Rail Rate (\$/Ton)	Other Rail Charges (\$/Ton)	River Barge Rate (\$/Ton)	Trans-loading Rate (\$/Ton)	Ocean Barge Rate (\$/Ton)	Other Water Charges (\$/Ton)	Other Related Charges (\$/Ton)	Transportation Charges (\$/Ton)	F.O.B. Plant Price (\$/Ton)
(a)	(b)	(c)	(d)	(e)	(f)	(g)	(h)	(i)	(j)	(k)	(l)	(m)	(n)	(o)	(p)	(q)
1.	Cyprus Cumberland Coal Corp.	08,Ky,013	Bell, Ky	UR	37,874		N/A			N/A	N/A	N/A	\$0.00	\$0.00		\$40.93
2.	Arch of Kentucky	08,Ky,095	Harlan, Ky	UR	37,582		N/A			N/A	N/A	N/A	\$0.00	\$0.00		\$44.86
3.	Quaker Coal Company	06,Ky,071	Floyd, Ky	UR	56,578		N/A			N/A	N/A	N/A	\$0.00	\$0.00		\$39.42
4.	Consol, Inc.	08,Ky,133	Letcher, Ky	UR	57,750		N/A			N/A	N/A	N/A	\$0.00	\$0.00		\$40.52
5.	Franklin Coal Sales	08,Ky,119	Knott, Ky	UR	9,814		N/A			N/A	N/A	N/A	\$0.00	\$0.00		\$40.57
6.	Transfer Facility	N/A	Plaquemines Parrish, La	OB	N/A		N/A			N/A	N/A	N/A	\$0.00	\$0.00		\$0.00

MONTHLY REPORT OF COST AND QUALITY OF COAL FOR ELECTRIC PLANTS
 REPORT OF ADJUSTMENTS TO PREVIOUS COAL DELIVERIES

1. Report for: Mo. August 1997
2. Reporting Company: Florida Power Corporation
3. Plant Name: Crystal River 4 & 5

4. Name, Title and Telephone Number of Contact
 Person Concerning Data Submitted on this Form
 Delmar J. Clark Jr., Senior Regulatory Financial Analyst
 (813) 824-6491

5. Signature of Official Submitting Report


 Delmar J. Clark Jr., Senior Regulatory Financial Analyst

6. Date Completed: October 15, 1997

Line No.	Month Reported	Form Plant Name	Intended Generating Plant	Supplier	Original Line Number	Old Volume (tons)	Form No.	Column Title	Old Value	New Value	New F.O.B. Plant Price	Reason for Revision
(a)	(b)	(c)	(d)	(e)	(f)	(g)	(h)	(i)	(j)	(k)	(l)	(m)
1	06/97	CR 4&5	CR 4&5	Ashland Coal Inc.	2	10,012	2A	(k) Quality Adjustment			\$43.69	Quality Adjustment
2	07/97	CR 4&5	CR 4&5	Franklin Coal Sales	2	28,673	2A	(k) Quality Adjustment			\$44.88	Quality Adjustment
3	01/97	CR 4&5	CR 4&5	Consol, Inc.	5	39,136	2A	(k) Quality Adjustment			\$44.75	Quality Adjustment
4	02/97	CR 4&5	CR 4&5	Consol, Inc.	5	9,639	2A	(k) Quality Adjustment			\$44.79	Quality Adjustment
5	06/97	CR 4&5	CR 4&5	Quaker Coal Company	4	58,241	2A	(k) Quality Adjustment			\$44.11	Quality Adjustment

MONTHLY REPORT OF COST AND QUALITY OF COAL FOR ELECTRIC PLANTS
ORIGIN, TONNAGE, DELIVERED PRICE AND AS RECEIVED QUALITY

1. Report for: Mo. August 1997
2. Reporting Company: Florida Power Corporation
3. Plant Name: Crystal River 4 & 5

4. Name, Title and Telephone Number of Contact
Person Concerning Data Submitted on this Form
Delmar J. Clark Jr., Senior Regulatory Financial Analyst
(813) 824-6491

5. Signature of Official Submitting Report


Delmar J. Clark Jr., Senior Regulatory Financial Analyst

6. Date Completed: October 15, 1997

Line No.	Supplier Name	Mine Location	Purchase Type	Transportation Mode	Tons	Effective Purchase Price (\$/Ton)	Total Transportation Cost (\$/Ton)	F.O.B. Plant Price (\$/Ton)	As Received Coal Quality			
									Percent Sulfur (%)	Btu Content (Btu/lb)	Percent Ash (%)	Percent Moisture (%)
(a)	(b)	(c)	(d)	(e)	(f)	(g)	(h)	(i)	(j)	(k)	(l)	(m)
1.	Powell Mtn. Joint Venture	08,Va,105	LTC	UR	59,511			\$52.09	0.73	12,364	9.91	6.79
2.	Franklin Coal Sales	08,Ky,195	LTC	UR	9,643			\$44.25	0.69	13,097	8.16	6.09
3.	Franklin Coal Sales	08,Ky,195	LTC	UR	9,510			\$44.25	0.69	13,097	8.16	6.09
4.	Quaker Coal Company, Inc.	08,Ky,195	S	UR	9,733			\$42.14	0.67	12,978	6.86	7.20
5.	Quaker Coal Company, Inc.	08,Ky,195	MTC	UR	58,511			\$43.49	0.67	13,079	7.12	6.29
6.	Transfer Facility	N/A	LTC	OB	104,307			\$50.54	0.66	12,167	9.39	6.41

MONTHLY REPORT OF COST AND QUALITY OF COAL FOR ELECTRIC PLANTS
ORIGIN, TONNAGE, DELIVERED PRICE AND AS RECEIVED QUALITY

1. Report for: Mo. August 1997

2. Reporting Company: Florida Power Corporation

3. Plant Name: Crystal River 4 & 5

4. Name, Title and Telephone Number of Contact

Person Concerning Data Submitted on this Form

Delmar J. Clark Jr., Senior Regulatory Financial Analyst

(813) 824-6491

5. Signature of Official Submitting Report

Delmar J. Clark Jr., Senior Regulatory Financial Analyst

6. Date Completed: October 15, 1997

Line No.	Supplier Name	Mine Location	Purchase Type	Tons	F.O.B. Mine Price (\$/Ton)	Short Haul & Loading Charges (\$/Ton)	Original Invoice Price (\$/Ton)	Retro-active Price Increases (\$/Ton)	Base Price (\$/Ton)	Quality Adjustments (\$/Ton)	Effective Purchase Price (\$/Ton)
(a)	(b)	(c)	(d)	(e)	(f)	(g)	(h)	(i)	(j)	(k)	(l)
1.	Powell Mtn. Joint Venture	08,Va,105	LTC	59,511		\$0.00		\$0.00		\$0.00	
2.	Franklin Coal Sales	08,Ky,195	LTC	9,643		\$0.00		\$0.00		\$0.00	
3.	Franklin Coal Sales	08,Ky,195	LTC	9,510		\$0.00		\$0.00		\$0.00	
4.	Quaker Coal Company, Inc.	08,Ky,195	S	9,733		\$0.00		\$0.00		\$0.00	
5.	Quaker Coal Company, Inc.	08,Ky,195	MTC	58,511		\$0.00		\$0.00		\$0.00	
6.	Transfer Facility	N/A	LTC	104,307		\$0.00		\$0.00		N/A	

MONTHLY REPORT OF COST AND QUALITY OF COAL FOR ELECTRIC PLANTS
ORIGIN, TONNAGE, DELIVERED PRICE AND AS RECEIVED QUALITY

1. Report for: Mo. August 1997
2. Reporting Company: Florida Power Corporation
3. Plant Name: Crystal River 4 & 5

4. Name, Title and Telephone Number of Contact
Person Concerning Data Submitted on this Form
Delmar J. Clark Jr., Senior Regulatory Financial Analyst
(813) 824-6491

5. Signature of Official Submitting Report


Delmar J. Clark Jr., Senior Regulatory Financial Analyst

6. Date Completed: October 15, 1997

Line No.	Supplier Name	Mine Location	Shipping Point	Transportation Mode	Tons	Effective Purchase Price (\$/Ton)	Additional Shorthaul & Loading Charges (\$/Ton)	Rail Rate (\$/Ton)	Other Rail Charges (\$/Ton)	River Barge Rate (\$/Ton)	Trans-loading Rate (\$/Ton)	Ocean Barge Rate (\$/Ton)	Other Water Charges (\$/Ton)	Other Related Charges (\$/Ton)	Transportation Charges (\$/Ton)	F.O.B. Plant Price (\$/Ton)
(a)	(b)	(c)	(d)	(e)	(f)	(g)	(h)	(i)	(j)	(k)	(l)	(m)	(n)	(o)	(p)	(q)
1.	Powell Mtn. Joint Venture	08,Va,105	Lee, Va	UR	59,511		N/A			N/A	N/A	N/A	\$0.00	\$0.00		\$52.09
2.	Franklin Coal Sales	08,Ky,195	Pike, Ky	UR	9,643		N/A			N/A	N/A	N/A	\$0.00	\$0.00		\$44.25
3.	Franklin Coal Sales	08,Ky,195	Pike, Ky	UR	9,510		N/A			N/A	N/A	N/A	\$0.00	\$0.00		\$44.25
4.	Quaker Coal Company, Inc.	08,Ky,195	Pike, Ky	UR	9,733		N/A			N/A	N/A	N/A	\$0.00	\$0.00		\$42.14
5.	Quaker Coal Company, Inc.	08,Ky,195	Pike, Ky	UR	58,511		N/A			N/A	N/A	N/A	\$0.00	\$0.00		\$43.49
6.	Transfer Facility	N/A	Plaquemines Parrish, La	OB	104,307		N/A			N/A	N/A	N/A	\$0.00	\$0.00		\$50.54

**MONTHLY REPORT OF COST AND QUALITY OF COAL FOR ELECTRIC PLANTS
REPORT OF ADJUSTMENTS TO PREVIOUS COAL DELIVERIES**

1. Report for: Mo. August 1997
2. Reporting Company: Florida Power Corporation
3. Plant Name: Transfer Facility IMT

4. Name, Title and Telephone Number of Contact
Person Concerning Data Submitted on this Form
Delmar J. Clark Jr., Senior Financial Analyst - Regulatory
(813) 824-6491

5. Signature of Official Submitting Report

Delmar J. Clark Jr., Senior Financial Analyst - Regulatory

6. Date Completed: October 15, 1997

Line No.	Month Reported	Form Plant Name	Intended Generating Plant	Supplier	Original Line Number	Old Volume (tons)	Form No.	Column Title	Old Value	New Value	New F.O.B. Plant Price	Reason for Revision
(a)	(b)	(c)	(d)	(e)	(f)	(g)	(h)	(i)	(j)	(k)	(l)	(m)
1	06/97	CR 4&5	CR 4&5	Kentucky May Coal Co.	7	35,998	2A	(k) Quality Adjustment			\$42.24	Quality Adjustment
2	05/97	CR 4&5	CR 4&5	Kanawha River Terminals	6	1,953	2A	(k) Quality Adjustment			\$34.94	Quality Adjustment
3	11/96	CR 4&5	CR 4&5	Stafford Energy	6	10,584	2A	(k) Quality Adjustment			\$39.88	Quality Adjustment
4	07/97	CR 4&5	CR 4&5	Pen Coal Company	2	28,016	2A	(k) Quality Adjustment			\$47.87	Quality Adjustment
5	07/97	CR 4&5	CR 4&5	Pen Coal Company	3	3,773	2A	(k) Quality Adjustment			\$47.87	Quality Adjustment
6	07/97	CR 4&5	CR 4&5	Pen Coal Company	4	14,473	2A	(k) Quality Adjustment			\$47.87	Quality Adjustment
7	07/97	CR 4&5	CR 4&5	Orion Resources, Inc.	9	37,023	2A	(k) Quality Adjustment			\$39.09	Quality Adjustment
8	07/97	CR 4&5	CR 4&5	Kentucky May Coal Co.	8	17,723	2A	(k) Quality Adjustment			\$41.86	Quality Adjustment
9	06/97	CR 4&5	CR 4&5	Coal Network, Inc.	5	8,794	2A	(k) Quality Adjustment			\$37.50	Quality Adjustment
10	07/97	CR 4&5	CR 4&5	Coal Network, Inc.	6	4,981	2A	(k) Quality Adjustment			\$38.89	Quality Adjustment
11	06/97	CR 4&5	CR 4&5	A. T. Massey Coal Co.	1	63,480	2A	(k) Quality Adjustment			\$45.23	Quality Adjustment
12	06/97	CR 4&5	CR 4&5	Kanawha River Terminals	6	1,827	2A	(k) Quality Adjustment			\$35.45	Quality Adjustment
13	07/97	CR 4&5	CR 4&5	Stafford Coal Co.	5	13,669	2A	(k) Quality Adjustment			\$39.42	Quality Adjustment

MONTHLY REPORT OF COST AND QUALITY OF COAL FOR ELECTRIC PLANTS
ORIGIN, TONNAGE, DELIVERED PRICE AND AS RECEIVED QUALITY

1. Report for: Mo. August 1997
2. Reporting Company: Florida Power Corporation
3. Plant Name: Transfer Facility IMT

4. Name, Title and Telephone Number of Contact
Person Concerning Data Submitted on this Form
Delmar J. Clark Jr., Senior Regulatory Financial Analyst
(813) 824-6491

5. Signature of Official Submitting Report


Delmar J. Clark Jr., Senior Regulatory Financial Analyst

6. Date Completed: October 15, 1997

Line No.	Supplier Name	Mine Location	Purchase Type	Transportation Mode	Tons	Effective Purchase Price (\$/Ton)	Total Transportation Cost (\$/Ton)	F.O.B. Plant Price (\$/Ton)	As Received Coal Quality			
									Percent Sulfur (%)	Btu Content (Btu/lb)	Percent Ash (%)	Percent Moisture (%)
(a)	(b)	(c)	(d)	(e)	(f)	(g)	(h)	(i)	(j)	(k)	(l)	(m)
1	A. T. Massey Coal Co.	08, Wv, 005	LTC	TR&B	42,027			\$44.69	0.71	12,619	10.69	5.44
2	Pen Coal Company	08, Wv, 099	MTC	B	10,059			\$47.11	0.64	12,765	7.95	6.75
3	Pen Coal Company	08, Ky, 071	MTC	B	5,598			\$47.11	0.64	12,765	7.95	6.75
4	Pen Coal Company	08, Wv, 099	MTC	B	12,795			\$47.11	0.64	12,765	7.95	6.75
5	Stafford Coal Co.	08, Ky, 195	STC	B	14,981			\$40.34	0.69	12,530	8.10	7.28
6	Coal Network, Inc.	08, Wv, 059	S	B	13,040			\$38.57	0.65	12,416	9.83	6.62
7	Kentucky Coal Terminal	08, Ky, 119	S	B	11,488			\$39.52	0.65	12,284	9.97	7.39
8	Kentucky May Coal Co.	08, Ky, 133	S	B	14,907			\$41.67	0.65	12,937	8.73	5.36
9	Orion Resources, Inc.	08, Wv, 005	S	B	14,944			\$38.82	0.65	12,809	10.53	4.52
10	Diamond May Coal Co.	08, Ky, 119	S	B	17,305			\$40.47	0.68	12,456	8.17	8.66
11	Riverwood Coal Sales, Inc.	08, Ky, 195	S	B	6,507			\$38.97	0.64	12,639	8.73	6.50
12	Oak Hill Coal Corp.	08, Ky, 071	S	B	5,206			\$39.40	0.61	12,219	10.70	7.23

MONTHLY REPORT OF COST AND QUALITY OF COAL FOR ELECTRIC PLANTS
ORIGIN, TONNAGE, DELIVERED PRICE AND AS RECEIVED QUALITY

1. Report for: Mo. August 1997

2. Reporting Company: Florida Power Corporation

3. Plant Name: Transfer Facility IMT

4. Name, Title and Telephone Number of Contact
Person Concerning Data Submitted on this Form

Delmar J. Clark Jr., Senior Regulatory Financial Analyst
(813) 824-6491

5. Signature of Official Submitting Report


Delmar J. Clark Jr., Senior Regulatory Financial Analyst

6. Date Completed: October 15, 1997


Line No.	Supplier Name	Mine Location	Purchase Type	Tons	F.O.B. Mine Price (\$/Ton)	Short Haul & Loading Charges (\$/Ton)	Original Invoice Price (\$/Ton)	Retro-active Price Increases (\$/Ton)	Base Price (\$/Ton)	Quality Adjustments (\$/Ton)	Effective Purchase Price (\$/Ton)
(a)	(b)	(c)	(d)	(e)	(f)	(g)	(h)	(i)	(j)	(k)	(l)
1	A. T. Massey Coal Co.	08, Wv, 005	LTC	42,027		\$0.00		\$0.00		\$0.00	
2	Pen Coal Company	08, Wv, 099	MTC	10,059		\$0.00		\$0.00		\$0.00	
3	Pen Coal Company	08, Ky, 071	MTC	5,598		\$0.00		\$0.00		\$0.00	
4	Pen Coal Company	08, Wv, 099	MTC	12,795		\$0.00		\$0.00		\$0.00	
5	Stafford Coal Co.	08, Ky, 195	STC	14,981		\$0.00		\$0.00		\$0.00	
6	Coal Network, Inc.	08, Wv, 059	S	13,040		\$0.00		\$0.00		\$0.00	
7	Kentucky Coal Terminal	08, Ky, 119	S	11,488		\$0.00		\$0.00		\$0.00	
8	Kentucky May Coal Co.	08, Ky, 133	S	14,907		\$0.00		\$0.00		\$0.00	
9	Orion Resources, Inc.	08, Wv, 005	S	14,944		\$0.00		\$0.00		\$0.00	
10	Diamond May Coal Co.	08, Ky, 119	S	17,305		\$0.00		\$0.00		\$0.00	
11	Riverwood Coal Sales, Inc.	08, Ky, 195	S	6,507		\$0.00		\$0.00		\$0.00	
12	Oak Hill Coal Corp.	08, Ky, 071	S	5,206		\$0.00		\$0.00		\$0.00	

MONTHLY REPORT OF COST AND QUALITY OF COAL FOR ELECTRIC PLANTS
ORIGIN, TONNAGE, DELIVERED PRICE AND AS RECEIVED QUALITY

- 1. Report for: Mo. August 1997
- 2. Reporting Company: Florida Power Corporation
- 3. Plant Name: Transfer Facility IMT

4. Name, Title and Telephone Number of Contact
Person Concerning Data Submitted on this Form
Delmar J. Clark Jr., Senior Financial Analyst - Regulatory
(813) 824-6491

5. Signature of Official Submitting Report


Delmar J. Clark Jr., Senior Financial Analyst - Regulatory

6. Date Completed: October 15, 1997

Line No.	Supplier Name	Mine Location	Shipping Point	Transportation Mode	Tons	Effective Purchase Price (\$/Ton)	Additional Shorthaul & Loading Charges (\$/Ton)	Rail Rate (\$/Ton)	Other Rail Charges (\$/Ton)	River Barge Rate (\$/Ton)	Trans-loading Rate (\$/Ton)	Ocean Barge Rate (\$/Ton)	Other Water Charges (\$/Ton)	Other Related Charges (\$/Ton)	Transportation Charges (\$/Ton)	F.O.B. Plant Price (\$/Ton)
(a)	(b)	(c)	(d)	(e)	(f)	(g)	(h)	(i)	(j)	(k)	(l)	(m)	(n)	(o)	(p)	(q)
1	A. T. Massey Coal Co.	08, Wv, 005	Boone, Wv	TR&B	42,027		N/A	N/A	N/A	N/A	N/A	N/A	N/A	N/A		\$44.69
2	Pen Coal Company	08, Wv, 099	Wayne, Wv	B	10,059		N/A	N/A	N/A	N/A	N/A	N/A	N/A	N/A		\$47.11
3	Pen Coal Company	08, Ky, 071	Floyd, Ky	B	5,598		N/A	N/A	N/A	N/A	N/A	N/A	N/A	N/A		\$47.11
4	Pen Coal Company	08, Wv, 099	Wayne, Wv	B	12,795		N/A	N/A	N/A	N/A	N/A	N/A	N/A	N/A		\$47.11
5	Stafford Coal Co.	08, Ky, 195	Pike, Ky	B	14,981		N/A	N/A	N/A	N/A	N/A	N/A	N/A	N/A		\$40.34
6	Coal Network, Inc.	08, Wv, 059	Mingo, Wv	B	13,040		N/A	N/A	N/A	N/A	N/A	N/A	N/A	N/A		\$38.57
7	Kentucky Coal Terminal	08, Ky, 119	Knott, Ky	B	11,488		N/A	N/A	N/A	N/A	N/A	N/A	N/A	N/A		\$39.52
8	Kentucky May Coal Co.	08, Ky, 133	Letcher, Ky	B	14,907		N/A	N/A	N/A	N/A	N/A	N/A	N/A	N/A		\$41.67
9	Orion Resources, Inc.	08, Wv, 005	Boone, Wv	B	14,944		N/A	N/A	N/A	N/A	N/A	N/A	N/A	N/A		\$38.82
10	Diamond May Coal Co.	08, Ky, 119	Knott, Ky	B	17,305		N/A	N/A	N/A	N/A	N/A	N/A	N/A	N/A		\$40.47
11	Riverwood Coal Sales, Inc.	08, Ky, 195	Pike, Ky	B	6,507		N/A	N/A	N/A	N/A	N/A	N/A	N/A	N/A		\$38.97
12	Oak Hill Coal Corp.	08, Ky, 071	Floyd, Ky	B	5,206		N/A	N/A	N/A	N/A	N/A	N/A	N/A	N/A		\$39.40

**MONTHLY REPORT OF COST AND QUALITY OF COAL FOR ELECTRIC PLANTS
REPORT OF ADJUSTMENTS TO PREVIOUS COAL DELIVERIES**

- 1. Report for: Mo. August 1997
- 2. Reporting Company: Florida Power Corporation
- 3. Plant Name: Transfer Facility TTI Systems, Inc.

4. Name, Title and Telephone Number of Contact Person Concerning Data Submitted on this Form:
 Delmar J. Clark Jr., Senior Regulatory Financial Analyst
 (813) 824-6491

5. Signature of Official Submitting Report

Delmar J. Clark Jr., Senior Regulatory Financial Analyst

6. Date Completed: October 15, 1997

Line No.	Month Reported	Form Plant Name	Intended Generating Plant	Supplier	Original Line Number	Old Volume (tons)	Form No.	Column Title	Old Value	New Value	New F.O.B. Plant Price	Reason for Revision
(a)	(b)	(c)	(d)	(e)	(f)	(g)	(h)	(i)	(j)	(k)	(l)	(m)

--- NONE ---