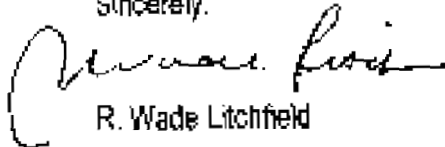




Blanca S. Bayó, Director  
Division of Records and Reporting  
Florida Public Service Commission  
June 28, 1999  
Page 2

Thanking you for your attention to this matter, I remain,

Sincerely,



R. Wade Litchfield

RWLAJ  
Enclosures

cc: Service List

MONTHLY REPORT OF COST AND QUALITY OF FUEL OIL FOR ELECTRIC PLANTS  
ORIGIN, VOLUME, DELIVERED PRICE AND AS RECEIVED QUANTITY

1. REPORTING MONTH: MAR YEAR: 1999

2. REPORTING COMPANY: FLORIDA POWER &amp; LIGHT COMPANY

3. NAME (TITLE, TELEPHONE NUMBER OF CONTACT PERSON CONCERNING DATA  
SUBMITTED ON THIS FORM: RITA MCLELLAN, REGULATORY AFFAIRS (305) - 552-40554. SIGNATURE OF OFFICIAL SUBMITTING REPORT: 

5. DATE COMPLETED: 04/26/1999

DOCUMENT NUMBER - DATE

07809 JUN 23 99

FPSC-RECORDS/REPORTING

| LINE NO | PLANT          | SUPPLIER     | SHIPPING POINT     | PURCHASE TYPE | DELIVERY LOCATION | DELIVERY DATE | TYPE OIL | SULFUR (%) | BHU CONTENT (DTU / GAL) | VOLUME (RRM S) | PRICE (\$/BBL) |
|---------|----------------|--------------|--------------------|---------------|-------------------|---------------|----------|------------|-------------------------|----------------|----------------|
| 1       | CAPE CANAVERAL | COASTAL      | CORPUS HOFFE       | MTC           | PORT CANAVERAL    | 03/15/1999    | FOG      | 1.50       | 151381                  | 245402         | 11.2033        |
| 2       | SANFORD        | NOVARCO      | HOUSTON HOFFE      | MTC           | JACKSONVILLE      | 03/24/1999    | FOG      | 1.50       | 151452                  | 228300         | 11.9020        |
| 3       | FT. MYERS      | COASTAL      | HOUSTON HOFFE      | S             | ROCA GRANDE       | 03/20/1999    | FOG      | 2.20       | 150857                  | 120222         | 11.0550        |
| 4       | PT. EVERGLADES | ENRON        | STATIA             | S             | PORT EVERGLADES   | 03/23/1999    | FOG      | 1.00       | 149376                  | 141661         | 11.4370        |
| 5       | TURKEY POINT   | ENRON        | STATIA             | S             | FISHER ISLAND     | 03/23/1999    | FOG      | 0.88       | 149113                  | 140367         | 11.4410        |
| 6       | RIEHA          | NOVARCO      | NORCO/ST ROSE      | S             | RIVIERA           | 03/14/1999    | FOG      | 2.20       | 153585                  | 117024         | 12.9800        |
| 7       | RIVIERA        | NOVARCO      | SHELL NORCO/TM 1 S | S             | RIVIERA           | 03/25/1999    | FOG      | 2.20       | 151548                  | 118506         | 12.3950        |
| 8       | MANATEE        | NOVARCO LTD. | SCATIA             | S             | PORT MANATEE      | 03/23/1999    | FOG      | 0.90       | 150381                  | 300040         | 11.0520        |
| 9       | RIVIERA        | NOVARCO LTD. | MILIGRETHA/ST ROSE | S             | RIVIERA           | 03/11/1999    | FOG      | 2.50       | 152595                  | 119961         | 9.8980         |
| 10      | SANFORD        | STUART       | NA                 | S             | JACKSONVILLE      | 03/27/1999    | FOG      | 2.20       | 150978                  | 71384          | 10.3130        |
| 11      | SANFORD        | STUART       | NA                 | S             | JACKSONVILLE      | 03/08/1999    | FOG      | 2.10       | 150852                  | 92981          | 10.3700        |
| 12      | FT MYERS       | TEXACO       | CONVENT/HHESS/2    | S             | Boca Grande       | 03/05/1999    | FOG      | 2.10       | 151262                  | 117853         | 9.4770         |
| 13      | FT MYERS       | TEXACO       | PASCAGOUIA/MTT/20  | S             | ROCA GRANDE       | 03/27/1999    | FOG      | 2.00       | 150762                  | 117303         | 11.1010        |
| 14      | RIVIERA        | TEXACO       | HESS - SINGLE LOAD | S             | RIVIERA           | 03/16/1999    | FOG      | 2.30       | 152476                  | 116023         | 10.7600        |
| 15      | PT EVERGLADES  | AMERICAS     | NA-TRUCK DELIVERY  | STC           |                   | 03/04/1999    | PRO      | N/A        | N/A                     | 13             | 31.5500        |
| 16      | RIVIERA        | AMERICAS     | NA-TRUCK DELIVERY  | STC           |                   | 03/11/1999    | PRO      | N/A        | N/A                     | 5              | 33.3700        |
| 17      | RIVIERA        | AMERICAS     | NA-TRUCK DELIVERY  | STC           |                   | 03/26/1999    | PRO      | N/A        | N/A                     | 4              | 34.3700        |
| 18      | TURKEY POINT   | AMERICAS     | NA-TRUCK DELIVERY  | STC           |                   | 03/20/1999    | PRO      | N/A        | N/A                     | 5              | 28.0300        |
| 19      | MARTIN         | INDIAN TOWN  | NA-TRUCK DELIVERY  | STC           |                   | 03/03/1999    | PRO      | N/A        | N/A                     | 17             | 31.0600        |
| 20      | MANATEE        | SUBURBAN     | NA-TRUCK DELIVERY  | STC           |                   | 03/12/1999    | PRO      | N/A        | N/A                     | 14             | 29.9900        |
| 21      | SANFORD        | SUBURBAN     | NA-TRUCK DELIVERY  | STC           |                   | 03/05/1999    | PRO      | N/A        | N/A                     | 11             | 31.8400        |
| 22      | SANFORD        | SUBURBAN     | NA-TRUCK DELIVERY  | STC           |                   | 03/21/1999    | PRO      | N/A        | N/A                     | 11             | 31.9000        |
| 23      | CAPE CANAVERAL | SUBURBAN     | NA-TRUCK DELIVERY  | STC           |                   | 03/30/1999    | PRO      | N/A        | N/A                     | 7              | 31.3700        |
| 24      | MANATEE        | SUBURBAN     | NA-TRUCK DELIVERY  | STC           |                   | 03/02/1999    | PRO      | N/A        | N/A                     | 24             | 28.8400        |

MONTHLY REPORT OF COST AND QUALITY OF FUEL OIL FOR ELECTRIC PLANTS  
DETAIL OF INVOICE AND TRANSPORTATION CHARGES

FPSC FORM NO. 423-1 (a)

3. NAME, TITLE, TELEPHONE NUMBER OF CONTACT PERSON CONCERNING DATA SUBMITTED ON THIS FORM: RTA McFLIHAN, REGULATORY AFFAIRS, (305) 552-4069

1. REPORTING MONTH: MAR YEAR 1999

2. REPORTING COMPANY: FLORIDA POWER LIGHT COMPANY

4. SIGNATURE OF OFFICIAL SUBMITTING REPORT: *[Signature]*

5. DATE COMPLETED: 04/26/1999

| (A)      | (B)            | (C)          | (D)               | (E)           | (F)      | (G)          | (H)                    | (I)                 | (J)           | (K)             | (L)                | (M)                     | (N)                          | (O)                     | (P)                            | (Q)                 | (R)                      |
|----------|----------------|--------------|-------------------|---------------|----------|--------------|------------------------|---------------------|---------------|-----------------|--------------------|-------------------------|------------------------------|-------------------------|--------------------------------|---------------------|--------------------------|
| LINE NO. | PLANT          | SUPPLIER     | DELIVERY LOCATION | DELIVERY DATE | TYPE OIL | VOLUME (BBL) | INVOICE PRICE (\$/BBL) | INVOICE AMOUNT (\$) | DISCOUNT (\$) | NET AMOUNT (\$) | NET PRICE (\$/BBL) | QUALITY ADJUST (\$/BBL) | EFFECTIVE FOR PRICE (\$/BBL) | TRANSP TO TERM (\$/BBL) | ADDITIONAL TRANS CHGS (\$/BBL) | OTHER CHGS (\$/BBL) | DELIVERED PRICE (\$/BBL) |
| 1        | CAPE CANAVERAL | COASTAL      | PORT CANAVERAL    | 03/16/1999    | FOG      | 248402       |                        |                     |               |                 |                    |                         |                              | 0.0000                  |                                |                     | 11.8172                  |
| 2        | SANFORD        | NOVARCO      | JACKSONVILLE      | 03/24/1999    | FOG      | 226300       |                        |                     |               |                 |                    |                         |                              | 0.0000                  |                                |                     | 12.2743                  |
| 3        | FT. MYERS      | COASTAL      | BOCA GRANDE       | 03/20/1999    | FOG      | 170277       |                        |                     |               |                 |                    |                         |                              | 0.0000                  |                                |                     | 11.5855                  |
| 4        | FT. EVERGLADES | ENRON        | PORT EVERGLADES   | 03/22/1999    | FOG      | 141661       |                        |                     |               |                 |                    |                         |                              | 0.0000                  |                                |                     | 11.6732                  |
| 5        | TURKEY POINT   | ENRON        | FISHER ISLAND     | 03/23/1999    | FOG      | 139967       |                        |                     |               |                 |                    |                         |                              | 0.0000                  |                                |                     | 12.3123                  |
| 6        | RIVIERA        | NOVARCO      | RIVIERA           | 03/14/1999    | FOG      | 117534       |                        |                     |               |                 |                    |                         |                              | 0.0000                  |                                |                     | 11.1730                  |
| 7        | RIVIERA        | NOVARCO      | RIVIERA           | 03/25/1999    | FOG      | 118506       |                        |                     |               |                 |                    |                         |                              | 0.0000                  |                                |                     | 12.6880                  |
| 8        | MANATEE        | NOVARCO LTD. | PORT MANATEE      | 03/23/1999    | FOG      | 300340       |                        |                     |               |                 |                    |                         |                              | 0.0000                  |                                |                     | 12.1857                  |
| 9        | RIVIERA        | NOVARCO LTD. | RIVIERA           | 03/01/1999    | FOG      | 118984       |                        |                     |               |                 |                    |                         |                              | 0.0000                  |                                |                     | 10.0910                  |
| 10       | SANFORD        | STUART       | JACKSONVILLE      | 03/06/1999    | FOG      | 71984        |                        |                     |               |                 |                    |                         |                              | 0.0000                  |                                |                     | 11.6353                  |
| 11       | SANFORD        | STUART       | JACKSONVILLE      | 03/08/1999    | FOG      | 32981        |                        |                     |               |                 |                    |                         |                              | 0.0000                  |                                |                     | 11.6852                  |
| 12       | FT. MYERS      | TEXACO       | BOCA GRANDE       | 03/06/1999    | FOG      | 117883       |                        |                     |               |                 |                    |                         |                              | 0.0000                  |                                |                     | 10.0075                  |
| 13       | FT. MYERS      | TEXACO       | BOCA GRANDE       | 03/27/1999    | FOG      | 117308       |                        |                     |               |                 |                    |                         |                              | 0.0000                  |                                |                     | 11.8216                  |
| 14       | RIVIERA        | TEXACO       | RIVIERA           | 03/18/1999    | FOG      | 116023       |                        |                     |               |                 |                    |                         |                              | 0.0000                  |                                |                     | 10.4620                  |
| 15       | FT. EVERGLADES | AMERICAS     |                   | 03/04/1999    | PRO      | 13           | 31.5800                | 410                 | 0             | 410             | 31.5800            | 0.0000                  | 31.5600                      | 0.0000                  | 0.0000                         | 0.0000              | 31.5600                  |
| 16       | RIVIERA        | AMERICAS     |                   | 03/14/1999    | PRO      | 5            | 33.3700                | 167                 | 0             | 167             | 33.3700            | 0.0000                  | 33.3700                      | 0.0000                  | 0.0000                         | 0.0000              | 33.3700                  |
| 17       | RIVIERA        | AMERICAS     |                   | 03/26/1999    | PRO      | 4            | 34.3700                | 137                 | 0             | 137             | 34.3700            | 0.0000                  | 34.3700                      | 0.0000                  | 0.0000                         | 0.0000              | 34.3700                  |
| 18       | TURKEY POINT   | AMERICAS     |                   | 03/20/1999    | PRO      | 5            | 28.0300                | 140                 | 0             | 140             | 28.0300            | 0.0000                  | 28.0000                      | 0.0000                  | 0.0000                         | 0.0000              | 28.0000                  |
| 19       | MARTIN         | INDYANTOWN   |                   | 03/03/1999    | PRO      | 17           | 31.0800                | 528                 | 0             | 528             | 31.0800            | 0.0000                  | 31.0800                      | 0.0000                  | 0.0000                         | 0.0000              | 31.0800                  |
| 20       | MANATEE        | SUBURBAN     |                   | 03/12/1999    | PRO      | 14           | 28.9900                | 408                 | 0             | 408             | 28.9900            | 0.0000                  | 28.8800                      | 0.0000                  | 0.0000                         | 0.0000              | 28.9000                  |
| 21       | SANFORD        | SUBURBAN     |                   | 03/03/1999    | PRO      | 17           | 31.8400                | 550                 | 0             | 550             | 31.8400            | 0.0000                  | 31.8400                      | 0.0000                  | 0.0000                         | 0.0000              | 31.8400                  |
| 22       | SANFORD        | SUBURBAN     |                   | 03/31/1999    | PRO      | 11           | 31.3200                | 345                 | 0             | 345             | 31.3200            | 0.0000                  | 31.3200                      | 0.0000                  | 0.0000                         | 0.0000              | 31.3200                  |
| 23       | CAPE CANAVERAL | SUBURBAN     |                   | 03/30/1999    | PRO      | 7            | 31.3700                | 220                 | 0             | 220             | 31.3700            | 0.0000                  | 31.3700                      | 0.0000                  | 0.0000                         | 0.0000              | 31.3700                  |
| 24       | MANATEE        | SUBURBAN     |                   | 03/02/1999    | PRO      | 24           | 28.9400                | 696                 | 0             | 696             | 28.9400            | 0.0000                  | 28.9400                      | 0.0000                  | 0.0000                         | 0.0000              | 28.9400                  |


FPSC FORM NO. 423-1(b)

MONTHLY REPORT OF COST AND QUALITY OF FUEL OIL FOR ELECTRIC PLANTS  
 REPORT OF ADJUSTMENTS TO PREVIOUS OIL DELIVERIES

1. REPORTING MONTH: MARCH YEAR: 1999

3. NAME, TITLE & TELEPHONE NUMBER OF CONTACT PERSON CONCERNING DATA SUBMITTED ON THIS FORM: RITA McLELLAN, REGULATORY AFFAIRS.

2. REPORTING COMPANY: FLORIDA POWER & LIGHT COMPANY

4. SIGNATURE OF OFFICIAL SUBMITTING REPORT 

5. DATE COMPLETED: 04/26/99

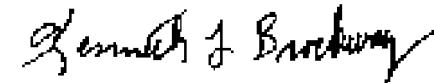
| LINE NO. | MONTH REPORTED | FORM PLANT NAME | SUPPLIER | ORIGINAL LINE NUMBER | OLD VOLUME (BBLS) | FORM NO. | COLUMN DESIGNATOR & TITLE | OLD VALUE | NEW VALUE | NEW DELIVERED PRICE (\$/BBL) | REASON FOR REVISION |
|----------|----------------|-----------------|----------|----------------------|-------------------|----------|---------------------------|-----------|-----------|------------------------------|---------------------|
| (A)      | (B)            | (C)             | (D)      | (E)                  | (F)               | (G)      | (H)                       | (I)       | (J)       | (K)                          | (L)                 |
| 1        | NONE           |                 |          |                      |                   |          |                           |           |           |                              |                     |

MONTHLY REPORT OF COST AND QUALITY OF COAL FOR ELECTRIC PLANTS  
 DETAILED PURCHASED COAL INVOICE INFORMATION

1. Reporting Month: February Year: 1988  
 2. Reporting Company: FLORIDA POWER & LIGHT COMPANY  
 3. Plant Name: R.W.SCHERER

4. Name, Title & Telephone Number of Contact Person Concerning Data Submitted on this Form: Michael J. Frank, Principal Accountant, (912) 984-0022, ext. 3904.

5. Signature of Official Submitting Report:



6. Date Completed: 20-Apr-88

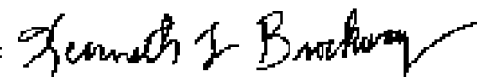
| Line No. (a) | Supplier Name (b) | Mine Location (c) | Purch. Type (d) | Tons (e)   | FOB Mine Price (\$/Ton) (f) | Shorthaul & Loading Charges (\$/Ton) (g) | Original Invoice Price (\$/Ton) (h) | Reinforcing Price Increase (\$/Ton) (i) | Base Price (\$/Ton) (j) | Quality Adjustments (\$/Ton) (k) | Effective Purchase Price (\$/Ton) (l) |
|--------------|-------------------|-------------------|-----------------|------------|-----------------------------|--|-------------------------------------|---|-------------------------|----------------------------------|---------------------------------------|
| (1)          | BLUEGRASS DEV.    | 08/WV/059         | MTC             | 21,233.60  | 48.198                      | -  | 48.198                              | -                                       | 48.198                  | 0.751                            | 48.949                                |
| (2)          | KENNECOTT         | 19/WY/005         | S               | 88,919.33  | 4.348                       | -  | 4.348                               | -                                       | 4.348                   | 0.010                            | 4.358                                 |
| (3)          | MARSHALL RES.     | 08/KY/195         | S               | 3,877.62   | 27.295                      | -  | 27.295                              | -                                       | 27.295                  | 1.108                            | 28.404                                |
| (4)          | JACOBS RANCH      | 19/WY/005         | S               | 111,841.57 | 4.028                       | -  | 4.028                               | -                                       | 4.028                   | (0.007)                          | 4.021                                 |
| (5)          | JACOBS RANCH      | 19/WY/005         | S               | 30,581.43  | 4.028                       | -  | 4.028                               | -                                       | 4.028                   | (0.018)                          | 4.012                                 |

**MONTHLY REPORT OF COST AND QUALITY OF COAL FOR ELECTRIC PLANTS  
DETAILED TRANSPORTATION INVOICE INFORMATION**

1. Reporting Month: February Year: 1989  
 2. Reporting Company: FLORIDA POWER & LIGHT COMPANY  
 3. Plant Name: R.W. SCHERER

4. Name, Title & Telephone Number of Contact Person Concerning Data Submitted on this Form: Michael J. Frank, Principal Accountant (912) 894-0022, ext. 3904.

5. Signature of Official Submitting Report



6. Date Completed: 20-Apr-89

| Line No. | Supplier Name  | Mine Location | Shipping Point     | Transport Mode | Tons       | Effective Purchase Price (\$/Ton) | Additional Short-haul & Loading Charges (\$/Ton) | Rail Charges       |                             | Waterborne Charges        |                             |                           |                              | Other Related Charges (\$/Ton) | Total Transportation Charges (\$/Ton) | FOB-Plant Price (\$/Ton) |
|----------|----------------|---------------|--------------------|----------------|------------|-----------------------------------|--|--------------------|-----------------------------|---------------------------|-----------------------------|---------------------------|------------------------------|--------------------------------|---------------------------------------|--------------------------|
|          |                |               |                    |                |            |                                   |  | Rail Rate (\$/Ton) | Other Rail Charges (\$/Ton) | River Barge Rate (\$/Ton) | Trans-loading Rate (\$/Ton) | Ocean Barge Rate (\$/Ton) | Other Water Charges (\$/Ton) |                                |                                       |                          |
| (a)      | (b)            | (c)           | (d)                | (e)            | (f)        | (g)                               | (h)  | (i)                | (j)                         | (k)                       | (l)                         | (m)                       | (n)                          | (o)                            | (p)                                   | (q)                      |
| (1)      | BLUEGRASS DEV. | 08WV059       | MARROWBONE, WV.    | UR             | 21,233.80  | 18.949                            | -  | 13.25              | -                           | -                         | -                           | -                         | -                            | -                              | 13.25                                 | 62.199                   |
| (2)      | KENNECOTT      | 19WV005       | CONVERSE JCTN, WV. | UR             | 86,819.33  | 4.358                             | -  | 21.22              | -                           | -                         | -                           | -                         | -                            | -                              | 21.22                                 | 25.576                   |
| (2)      | MARSHALL RES.  | 08KY195       | PIKE, KY.          | UR             | 3,877.82   | 28.404                            | -  | 13.88              | -                           | -                         | -                           | -                         | -                            | -                              | 13.88                                 | 42.284                   |
| (5)      | JACOBS RANCH   | 18WV005       | JACOBS JCTN, WV.   | UR             | 111,841.57 | 4.021                             | -  | 21.22              | -                           | -                         | -                           | -                         | -                            | -                              | 21.22                                 | 25.241                   |
| (5)      | JACOBS RANCH   | 18WV005       | JACOBS JCTN, WV.   | UR             | 30,561.43  | 4.012                             | -  | 22.54              | -                           | -                         | -                           | -                         | -                            | -                              | 22.54                                 | 28.552                   |

**MONTHLY REPORT OF COST AND QUALITY OF COAL FOR ELECTRIC PLANTS  
ORIGIN, TONNAGE, DELIVERED PRICE, AND AS RECEIVED QUALITY**

1. Reporting Month: **February** Year: **1999**  
 2. Reporting Company: **FLORIDA POWER & LIGHT COMPANY**  
 3. Plant Name: **R.W.SCHERER**

4. Name, Title & Telephone Number of Contact Person Concerning Data Submitted on this Form: **Michael J. Frank, Principal Accountant (812) 994-0022 ext. 3904.**

5. Signature of Official Submitting Report:

*Kenneth J. Brockway*

6. Date Completed: **20-Apr-99**

| Line No.<br>(a) | Supplier Name<br>(b) | Mine Location<br>(c) | Purchase Type<br>(d) | Transport Mode<br>(e) | Tons<br>(f) | Purchase Price (\$/Ton)<br>(g) | Effective Transport Charges (\$/Ton)<br>(h) | Total FOB Plant Price (\$/Ton)<br>(i) | Sulfur Content (%)<br>(j) | BAU Content (Btu/lb)<br>(k) | Ash Content (%)<br>(l) | Moisture Content (%)<br>(m) |
|-----------------|----------------------|----------------------|----------------------|-----------------------|-------------|--------------------------------|---|---------------------------------------|---------------------------|-----------------------------|------------------------|-----------------------------|
| (1)             | BLUEGRASS DEV.       | 08/WV059             | MIC                  | UR                    | 21,233.60   | 48.949                         | 13.26                                       | 62.199                                | 0.63                      | 12,154                      | 11.60                  | 6.46                        |
| (2)             | KENNECOTT            | 18/WY005             | S                    | UR                    | 86,919.30   | 4.358                          | 21.22                                       | 25.576                                | 0.22                      | 8,823                       | 5.31                   | 26.41                       |
| (2)             | MARSHALL RES.        | 08/KY195             | S                    | UR                    | 3,877.82    | 26.404                         | 13.88                                       | 42.284                                | 0.65                      | 13,143                      | 9.54                   | 4.08                        |
| (5)             | JACOBS RANCH         | 19/WY005             | S                    | UR                    | 111,641.57  | 4.021                          | 21.22                                       | 25.241                                | 0.44                      | 8,683                       | 5.51                   | 27.87                       |
| (5)             | JACOBS RANCH         | 19/WY005             | S                    | UR                    | 30,581.43   | 4.012                          | 22.54                                       | 26.552                                | 0.45                      | 8,662                       | 5.44                   | 28.15                       |



**MONTHLY REPORT OF COST AND QUALITY OF COAL FOR ELECTRIC PLANTS  
ORIGIN, TONNAGE, DELIVERED PRICE AND AS RECEIVED QUALITY**

1. Report For Month/Yr: **March 1999**

4. Name, Title & Telephone Number of Contact  
Person Concerning Data Submitted on this Form: **Rita McLellan (305) 552-4069**

2. Reporting Company: **Florida Power & Light**

5. Signature of Official Submitting Report: *Kenneth J. Brockway*

3. Plant Name: **St Johns River Power Park (SJRPP)**

6. Date Completed: **April 12, 1999**

| Line No. | Supplier Name            | Mine Location | Purchase Type | Transportation Mode | Tons   | Effective Purchase Price (\$/Ton) | Total Trans Cost (\$/Ton) | FOB Plant Price (\$/Ton) | As Received Coal Quality |                      |                 |                      |
|----------|--------------------------|---------------|---------------|---------------------|--------|-----------------------------------|---------------------------|--------------------------|--------------------------|----------------------|-----------------|----------------------|
|          |                          |               |               |                     |        |                                   |                           |                          | Sulfur Content (%)       | Btu Content (Btu/lb) | Ash Content (%) | Moisture Content (%) |
| (a)      | (b)                      | (c)           | (d)           | (e)                 | (f)    | (g)                               | (h)                       | (i)                      | (j)                      | (k)                  | (l)             | (m)                  |
| 1        | James River Coal Company | 08,KY.095     | LTC           | UR                  | 5,852  | 28.82                             | 16.48                     | 45.10                    | 1.26                     | 12,976               | 8.00            | 6.50                 |
| 2        | Arch Coal Sales          | 08,KY.195     | LTC           | UR                  | 3,894  | 23.54                             | 16.32                     | 39.86                    | 1.20                     | 11,776               | 12.90           | 8.10                 |
| 3        | Conoco, Inc.             | ,LA,          | S             | OC                  | 6,764  | 9.98                              | 0.00                      | 9.98                     | 6.00                     | 14,433               | 0.30            | 4.70                 |
| 4        | Intercor                 | 45,SA.999     | LTC           | OC                  | 20,538 | 34.84                             | 0.00                      | 34.84                    | 0.63                     | 11,843               | 8.70            | 11.60                |
| 5        | AMCI Export Corp.        | ,AS,          | S             | OC                  | 12,582 | 28.58                             | 0.00                      | 28.58                    | 0.67                     | 11,506               | 11.80           | 9.90                 |
| 6        |                          |               |               |                     |        |                                   |                           |                          |                          |                      |                 |                      |
| 7        |                          |               |               |                     |        |                                   |                           |                          |                          |                      |                 |                      |
| 8        |                          |               |               |                     |        |                                   |                           |                          |                          |                      |                 |                      |
| 9        |                          |               |               |                     |        |                                   |                           |                          |                          |                      |                 |                      |

**MONTHLY REPORT OF COST AND QUALITY OF COAL FOR ELECTRIC PLANTS  
DETAIL OF INVOICE PURCHASE PRICE**

1. Report For Month/Yr: **March 1998**

4. Name, Title & Telephone Number of Contact  
Person Concerning Data Submitted on this Form: **Rita McLellan (305) 552-4068**

2. Reporting Company: **Florida Power & Light**

5. Signature of Official Submitting Report:



3. Plant Name: **St. Johns River Power Park (SJRPP)**

6. Date Completed:

**April 12, 1999**

| Line No. | Supplier Name            | Mine Location | Purchase Type | Tons   | FOB Mine Price (\$/Ton) | Short Haul & Loading Charge (\$/Ton) | Original Invoice Price (\$/Ton) | Retro-active Price Increases (\$/Ton) | Base Price (\$/Ton) | Quality Adjust-ments (\$/Ton) | Effective Purchase Price (\$/Ton) |
|----------|--------------------------|---------------|---------------|--------|-------------------------|--------------------------------------|---------------------------------|---------------------------------------|---------------------|-------------------------------|-----------------------------------|
| (a)      | (b)                      | (c)           | (d)           | (e)    | (f)                     | (g)                                  | (h)                             | (i)                                   | (j)                 | (k)                           | (l)                               |
| 1        | James River Coal Company | 08,KY,095     | LTC           | 5,852  | 28.62                   | 0.00                                 | 28.62                           | 0.00                                  | 28.62               | 0.00                          | 28.62                             |
| 2        | Arch Coal Sales          | 08,KY,195     | LTC           | 3,894  | 23.54                   | 0.00                                 | 23.54                           | 0.00                                  | 23.54               | 0.00                          | 23.54                             |
| 3        | Conoco, Inc.             | ,LA,          | S             | 6,764  | 9.98                    | 0.00                                 | 9.98                            | 0.00                                  | 9.98                | 0.00                          | 9.98                              |
| 4        | Intercoar                | 45,SA,999     | LTC           | 20,538 | 34.84                   | 0.00                                 | 34.84                           | 0.00                                  | 34.84               | 0.00                          | 34.84                             |
| 5        | AMCI Export Corp.        | ,AS,          | S             | 12,582 | 28.58                   | 0.00                                 | 28.58                           | 0.00                                  | 28.58               | 0.00                          | 28.58                             |
| 6        |                          |               |               |        |                         | 0.00                                 |                                 | 0.00                                  |                     | 0.00                          |                                   |
| 7        |                          |               |               |        |                         | 0.00                                 |                                 | 0.00                                  |                     | 0.00                          |                                   |
| 8        |                          |               |               |        |                         | 0.00                                 |                                 | 0.00                                  |                     | 0.00                          |                                   |
| 9        |                          |               |               |        |                         | 0.00                                 |                                 | 0.00                                  |                     | 0.00                          |                                   |

**MONTHLY REPORT OF COST AND QUALITY OF COAL FOR ELECTRIC PLANTS  
DETAIL OF TRANSPORTATION CHARGES**

1. Report For Month/Yr: **March 1999**

4. Name, Title & Telephone Number of Contact  
Person Concerning Data Submitted on this Form: **Rita McLellan (305) 552-4069**

2. Reporting Company: **Florida Power & Light**

5. Signature of Official Submitting Report: 

3. Plant Name: **St. Johns River Power Park (SJRPP)**

6. Date Completed: **April 12, 1999**

| Line No. | Supplier Name            | Mine Location | Shipping Point    | Transportation Mode | Tons   | Effective Purchase Price (\$/Ton) | Short Haul & Loading Charge (\$/Ton) | Rail Charges       |                             |                           | Waterborne Charges          |                           |                              |                          | Total Transport Charges (\$/Ton) | FOB Plant Price (\$/Ton) |
|----------|--------------------------|---------------|-------------------|---------------------|--------|-----------------------------------|--------------------------------------|--------------------|-----------------------------|---------------------------|-----------------------------|---------------------------|------------------------------|--------------------------|----------------------------------|--------------------------|
|          |                          |               |                   |                     |        |                                   |                                      | Rail Rate (\$/Ton) | Other Rail Charges (\$/Ton) | River Barge Rate (\$/Ton) | Trans-loading Rate (\$/Ton) | Ocean Barge Rate (\$/Ton) | Other Water Charges (\$/Ton) | Related Charges (\$/Ton) |                                  |                          |
| (a)      | (b)                      | (c)           | (d)               | (e)                 | (f)    | (g)                               | (h)                                  | (i)                | (j)                         | (k)                       | (l)                         | (m)                       | (n)                          | (o)                      | (p)                              | (q)                      |
| 1        | James River Coal Company | 08,KY,096     | CLOVER            | UR                  | 5,852  | 26.82                             | 0.00                                 | 16.49              | 0.00                        | 0.00                      | 0.00                        | 0.00                      | 0.00                         | 0.00                     | 16.49                            | 45.10                    |
| 2        | Arch Coal Sales          | 08,KY,196     | COAL MAC          | UR                  | 3,894  | 23.54                             | 0.00                                 | 16.32              | 0.00                        | 0.00                      | 0.00                        | 0.00                      | 0.00                         | 0.00                     | 16.32                            | 39.86                    |
| 3        | Conoco, Inc.             | ,LA,          | CONOCO REFINERYOG |                     | 6,764  | 9.98                              | 0.00                                 | 0.00               | 0.00                        | 0.00                      | 0.00                        | 0.00                      | 0.00                         | 0.00                     | 0.00                             | 9.98                     |
| 4        | Interoor                 | 45,SA,069     | EL CERREJON       | QC                  | 20,538 | 34.84                             | 0.00                                 | 0.00               | 0.00                        | 0.00                      | 0.00                        | 0.00                      | 0.00                         | 0.00                     | 0.00                             | 34.84                    |
| 5        | AMCI Export Corp.        | ,AS,          | GUNNEDAH          | QC                  | 12,582 | 28.58                             | 0.00                                 | 0.00               | 0.00                        | 0.00                      | 0.00                        | 0.00                      | 0.00                         | 0.00                     | 0.00                             | 28.58                    |
| 6        |                          |               |                   |                     |        |                                   | 0.00                                 |                    | 0.00                        | 0.00                      | 0.00                        | 0.00                      | 0.00                         | 0.00                     |                                  | 0.00                     |
| 7        |                          |               |                   |                     |        |                                   | 0.00                                 |                    | 0.00                        | 0.00                      | 0.00                        | 0.00                      | 0.00                         | 0.00                     |                                  | 0.00                     |
| 8        |                          |               |                   |                     |        |                                   | 0.00                                 |                    | 0.00                        | 0.00                      | 0.00                        | 0.00                      | 0.00                         | 0.00                     |                                  | 0.00                     |
| 8        |                          |               |                   |                     |        |                                   | 0.00                                 |                    | 0.00                        | 0.00                      | 0.00                        | 0.00                      | 0.00                         | 0.00                     |                                  | 0.00                     |

## CERTIFICATE OF SERVICE

I, THE UNDERSIGNED COUNSEL, HEREBY CERTIFY that copies of Florida Power & Light Company's Forms 423-1, 423-1(a) edited, and 423-1(b) for the month of March 1999; 423-2, 423-2(a), and 423-2(b) for the month of February 1999 for Plant Scherer; and 423-2, 423-2(a), and 423-2(b) for the month of March 1999 for St. Johns River Power Park, have been served via first class mail, postage prepaid to the parties listed below, this 28<sup>th</sup> day of June, 1999:

Bob Elias, Chief  
Bureau of Electric & Gas  
Division of Legal Services  
Florida Public Service Commission  
Gerald L. Gunter Building - Third Floor  
2540 Shumard Oak Boulevard  
Tallahassee, FL 32399-0850

G. Edison Holland, Esquire  
Beggs & Lane  
P.O. Box 12950  
Pensacola, FL 32576

Major Gary A. Enders  
United States Air Force  
HQ USAF/ULT, STOP 21  
Tyndall AFB, FL 32403-6001

Kenneth Hoffman, Esquire  
Rutledge, Ecenta, Underwood  
Purnell & Hoffman, P.A.  
P.O. Box 551  
Tallahassee, FL 32301-0551

Occidental Chemical Corporation  
Energy Group  
P.O. Box 809050  
Dallas, TX 75380-9050

Ms. Nancy McCann  
Office of Environmental Coordinator  
306 East Jackson Street, 5th Floor  
Tampa, FL 33602


Joseph A. McGlothlin, Esquire  
Vicki Gordon Kaufman, Esquire  
McWhirter, Reeves, McGlothlin,  
Davidson, Etc.  
117 S. Gadsden Street  
Tallahassee, FL 32301

Jack Shreve, Esquire  
Office of Public Counsel  
111 W. Madison Street  
Room 812  
Tallahassee, FL 32399-1400

Lee L. Wills, Esquire  
James D. Beasley, Esquire  
Austley, McMullen, McGehee,  
Carothers & Proctor  
P.O. Box 391  
Tallahassee, FL 32302

Lee G. Schmude, Esquire  
Reedy Creek Utilities, Inc.  
P.O. Box 40  
Lake Buena Vista, FL 32830

James A. McGee, Esquire  
P.O. Box 14042  
St. Petersburg, FL 33733

  
\_\_\_\_\_  
R. Wade Litchfield