

Florida Power Corporation
Docket No. 990001-EI

Request for Specified Confidential Treatment

030001-EI

PH 6-5-03
DECLASSIFIED

423 Forms for May, 1999

CONFIDENTIAL COPY

(confidential information denoted with shading)

FPSC FORM 423-1

MONTHLY REPORT OF COST AND QUALITY OF FUEL OIL FOR ELECTRIC PLANTS
ORIGIN, VOLUME, DELIVERED PRICE AND AS RECEIVED QUALITY

1. REPORTING MONTH: May-99
2. REPORTING COMPANY: FLORIDA POWER CORPORATION

3. NAME, TITLE & TELEPHONE NUMBER OF CONTACT PERSON CONCERNING DATA
SUBMITTED ON THIS FORM: MANNY PEREZ, ACCOUNTANT (727) 820-6302

4. SIGNATURE OF OFFICIAL SUBMITTING REPORT: 
JOHN SCARDINO, JR., CONTROLLER

5. DATE COMPLETED: 07/12/99

LINE NO. (a)	PLANT NAME (b)	SUPPLIER NAME (c)	SHIPPING POINT (d)	PURCHASE TYPE (e)	DELIVERY LOCATION (f)	DELIVERY DATE (g)	TYPE OIL (h)	SULFUR CONTENT (%) (i)	BTU CONTENT (Btu/gal) (j)	VOLUME (Bbls) (k)	DELIVERED PRICE (\$/Bbl) (l)
1	ANCLOTE	BP OIL COMPANY	TAMPA, FL	MTC	FOB PLANT	05/99	F02	0.46	139,687	2,690	\$20.5935
2	AVON PARK PEAKERS	CENTRAL OIL COMPANY	TAMPA, FL	MTC	FOB PLANT	05/99	F02	0.39	137,000	3,818	\$22.9883
3	BARTOW	RIO ENERGY INTERNATIONAL INC	HOUSTON, TX	MTC	FOB PLANT	05/99	F06	1.68	152,130	96,726	\$13.6938
4	BARTOW NORTH FUEL TERMINAL	RIO ENERGY INTERNATIONAL INC	HOUSTON, TX	MTC	FOB TERMINAL	05/99	F06	2.38	164,197	113,053	\$13.8098
5	BARTOW PEAKERS	NO DELIVERIES									
6	BARTOW FUEL TERMINAL-UNIT 1	NO DELIVERIES									
7	BARTOW SOUTH FUEL TERMINAL	CLIFF BERRY INC.	MIAMI, FL	S	FOB TERMINAL	05/99	F06	0.59	143,206	2,778	\$11.5785
8	BARTOW SOUTH FUEL TERMINAL	FOUR WAY OIL COMPANY	CAIRO, GA	S	FOB TERMINAL	05/99	F06	0.66	139,960	2,365	\$11.5404
9	BARTOW SOUTH FUEL TERMINAL	HOWCO ENVIRONMENTAL SERVICES	ST. PETERSBURG, FL	S	FOB TERMINAL	05/99	F06	0.46	140,000	1,143	\$11.5206
10	BARTOW SOUTH FUEL TERMINAL	MAGNUM ENVIRONMENTAL SERVICES	TAMPA, FL	S	FOB TERMINAL	05/99	F06	0.44	136,336	9,035	\$11.7452
11	BARTOW SOUTH FUEL TERMINAL	OILS UNLIMITED INC.	SANFORD, FL	S	FOB TERMINAL	05/99	F06	0.23	137,626	1,038	\$10.0544
12	BARTOW SOUTH FUEL TERMINAL	PETROTECH SOUTHEAST INC.	OCOOE, FL	S	FOB TERMINAL	05/99	F06	0.43	138,284	3,565	\$11.7419
13	BARTOW SOUTH FUEL TERMINAL	PETROLEUM MANAGEMENT INC.	DAVIE, FL	S	FOB TERMINAL	05/99	F06	0.76	123,823	802	\$9.2370
14	BARTOW SOUTH FUEL TERMINAL	RIO ENERGY INTERNATIONAL INC	HOUSTON, TX	MTC	FOB TERMINAL	05/99	F06	1.48	155,438	458,913	\$14.2946
15	BAYBORO PEAKERS	CENTRAL OIL COMPANY	TAMPA, FL	MTC	FOB PLANT	05/99	F02	0.40	137,000	13,584	\$21.8808
16	CRYSTAL RIVER NORTH	BP OIL COMPANY	TAMPA, FL	MTC	FOB PLANT	05/99	F02	0.46	139,634	8,235	\$21.0286
17	CRYSTAL RIVER SOUTH	BP OIL COMPANY	TAMPA, FL	MTC	FOB PLANT	05/99	F02	0.45	139,861	2,322	\$20.9964
18	DEBARY PEAKERS	BP OIL COMPANY	TAMPA, FL	MTC	FOB PLANT	05/99	F02	0.48	140,182	3,519	\$21.0632


FPSC FORM 423-1

MONTHLY REPORT OF COST AND QUALITY OF FUEL OIL FOR ELECTRIC PLANTS
ORIGIN, VOLUME, DELIVERED PRICE AND AS RECEIVED QUALITY

1. REPORTING MONTH: May-99

2. REPORTING COMPANY: FLORIDA POWER CORPORATION

3. NAME, TITLE & TELEPHONE NUMBER OF CONTACT PERSON CONCERNING DATA
SUBMITTED ON THIS FORM: MANNY PEREZ, ACCOUNTANT (727) 820-5302

4. SIGNATURE OF OFFICIAL SUBMITTING REPORT: 
JOHN SBARDINO, JR., CONTROLLER

5. DATE COMPLETED: 07/12/99

LINE NO. (a)	PLANT NAME (b)	SUPPLIER NAME (c)	SHIPPING POINT (d)	PURCHASE TYPE (e)	DELIVERY LOCATION (f)	DELIVERY DATE (g)	TYPE OIL (h)	SULFUR CONTENT (%) (i)	BTU CONTENT (Btu/gal) (j)	VOLUME (Bbls) (k)	DELIVERED PRICE (\$/Bbl) (l)
19	DEBARY PEAKERS	BP OIL COMPANY	TAMPA, FL	MTC	FOB PLANT	05/99	F02	0.47	139,902	16,598	\$21.8592
20	DEBARY PEAKERS	STEUART PETROLEUM CO.	JACKSONVILLE, FL	S	FOB PLANT	05/99	F02	0.29	138,500	4,410	\$23.0533
21	DEBARY PEAKERS	BP OIL COMPANY	TAMPA, FL	MTC	FOB PLANT	05/99	F02	0.04	138,571	11,992	\$22.8002
22	DEBARY PEAKERS	COASTAL FUELS MARKETING	CAPE CANAVERAL, FL	S	FOB PLANT	05/99	F02	0.03	139,800	1,845	\$22.9436
23	DEBARY PEAKERS	COASTAL FUELS MARKETING	JACKSONVILLE, FL	S	FOB PLANT	05/99	F02	0.03	138,500	12,041	\$23.2773
24	HINES PLANT PEAKERS	BP OIL COMPANY	TAMPA, FL	MTC	FOB PLANT	05/99	F02	0.01	132,819	15,058	\$20.8370
25	HIGGINS STEAM PLANT	NO DELIVERIES									
26	HIGGINS PEAKERS	NO DELIVERIES									
27	INTERCESSION CITY PEAKERS	BP OIL COMPANY	TAMPA, FL	MTC	FOB PLANT	05/99	F02	0.48	140,192	1,239	\$20.2064
28	INTERCESSION CITY PEAKERS	CENTRAL OIL COMPANY	TAMPA, FL	MTC	FOB PLANT	05/99	F02	0.37	137,000	15,771	\$22.9459
29	INTERCESSION CITY PEAKERS	BP OIL COMPANY	TAMPA, FL	MTC	FOB PLANT	05/99	F02	0.04	138,484	80,000	\$19.9804
30	INTERCESSION CITY PEAKERS	COASTAL FUELS MARKETING	CAPE CANAVERAL, FL	S	FOB PLANT	05/99	F02	0.03	139,800	5,744	\$22.8621
31	INTERCESSION CITY PEAKERS	BP OIL COMPANY	TAMPA, FL	MTC	FOB PLANT	05/99	F02	0.46	139,362	28,703	\$19.8262
32	CRYSTAL RIVER NUCLEAR PLANT	NO DELIVERIES									
33	PORT SAINT JOE PEAKERS	NO DELIVERIES									
34	RIO PINAR PEAKERS	BP OIL COMPANY	TAMPA, FL	MTC	FOB PLANT	05/99	F02	0.43	139,468	708	\$20.0341
35	RIO PINAR PEAKERS	COASTAL FUELS MARKETING	CAPE CANAVERAL, FL	S	FOB PLANT	05/99	F02	0.03	139,800	567	\$21.7910
36	SUWANNEE STEAM PLANT	SELLERS OIL CO.	BAINBRIDGE, GA	S	FOB PLANT	05/99	F06	0.47	148,774	105	\$15.4446
37	SUWANNEE STEAM PLANT	TEXPAR ENERGY, INC.	VALDOSTA, GA	S	FOB PLANT	05/99	F06	0.60	151,867	13,525	\$16.0801
38	SUWANNEE STEAM PLANT	FOUR WAY OIL COMPANY	CAIRO, GA	S	FOB PLANT	05/99	F06	0.57	144,398	2,018	\$11.4770
39	SUWANNEE STEAM PLANT	HOLLAND OIL CO.	VALDOSTA, GA	S	FOB PLANT	05/99	F06	1.65	149,524	4,503	\$15.1159
40	SUWANNEE STEAM PLANT	MASSEY INDUSTRIA OIL INC.	CAMILLA, GA	S	FOB PLANT	05/99	F06	2.10	152,381	1,300	\$14.2685
41	SUWANNEE STEAM PLANT	STEUART PETROLEUM CO.	JACKSONVILLE, FL	S	FOB PLANT	05/99	F06	2.52	149,843	11,371	\$15.9038

FPSC FORM 423-1 (a)
MONTHLY REPORT OF COST AND QUALITY OF FUEL OIL FOR ELECTRIC PLANTS
ORIGIN, VOLUME, DELIVERED PRICE AND AS RECEIVED QUALITY

SPECIFIED CONFIDENTIAL

1 REPORTING MONTH: May 99
2 REPORTING COMPANY: FLORIDA POWER CORPORATION

3 NAME, TITLE & TELEPHONE NUMBER OF CONTACT PERSON CONCERNING DATA
SUBMITTED ON THIS FORM: MANNY PEREZ, ACCOUNTANT (727) 820-5302

4 SIGNATURE OF OFFICIAL SUBMITTING REPORT: 
5 DATE COMPLETED: 07/12/99
JOHN SCARDINO, JR., CONTROLLER

LINE NO. (a)	PLANT NAME (b)	SUPPLIER NAME (c)	DELIVERY LOCATION (d)	DELIVERY DATE (e)	TYPE OIL (f)	VOLUME (Bbls) (g)	INVOICE PRICE (\$/Bbl) (h)	INVOICE AMOUNT (\$) (i)	DISCOUNT (\$) (j)	NET AMOUNT (\$) (k)	NET PRICE (\$/Bbl) (l)	QUALITY ADJUST (\$/Bbl) (m)	EFFECTIVE PURCHASE PRICE (\$/Bbl) (n)	TRANSPORT TO TERMINAL (\$/Bbl) (o)	ADDITIONAL TRANSPORT CHARGES (\$/Bbl) (p)	OTHER CHARGES (\$/Bbl) (q)	DELIVERED PRICE (\$/Bbl) (r)
1	ANCLOTE	BP OIL COMPANY	FOB PLANT	05/99	F02	2,690	\$19.1853	\$51,608.51	\$516.0900	\$51,092.42	\$18.9935	\$0.0000	\$18.9935		\$0.7305	\$0.8695	\$20.5935
2	AVON PARK PEAKERS	CENTRAL OIL COMPANY	FOB PLANT	05/99	F02	3,818	\$22.1187	\$84,449.18	\$0.0000	\$84,449.18	\$22.1187	\$0.0000	\$22.1187		\$0.0000	\$0.8696	\$22.9883
3	BARTOW	RIO ENERGY INTERNATIONAL INC	FOB PLANT	05/99	F06	96,728	\$13.6238	\$1,317,776.93	\$0.0000	\$1,317,776.93	\$13.6238	\$0.0000	\$13.6238		\$0.0000	\$0.0700	\$13.6938
4	BARTOW NORTH FUEL TERMINAL	RIO ENERGY INTERNATIONAL INC	FOB TERMINAL	05/99	F06	113,053	\$13.7398	\$1,553,330.54	\$0.0000	\$1,553,330.54	\$13.7398	\$0.0000	\$13.7398		\$0.0000	\$0.0700	\$13.8098
5	BARTOW PEAKERS	NO DELIVERIES															
6	BARTOW FUEL TERMINAL-UNIT 1	NO DELIVERIES															
7	BARTOW SOUTH FUEL TERMINAL	CLIFF BERRY INC	FOB TERMINAL	05/99	F06	2,778	\$11.5072	\$31,966.95	\$0.0000	\$31,966.95	\$11.5072	\$0.0000	\$11.5072		\$0.0000	\$0.0713	\$11.5785
8	BARTOW SOUTH FUEL TERMINAL	FOUR WAY OIL COMPANY	FOB TERMINAL	05/99	F06	2,365	\$11.4690	\$27,124.26	\$0.0000	\$27,124.26	\$11.4690	\$0.0000	\$11.4690		\$0.0000	\$0.0714	\$11.5404
9	BARTOW SOUTH FUEL TERMINAL	HOWCO ENVIRONMENTAL SERVICES	FOB TERMINAL	05/99	F06	1,143	\$11.4492	\$13,086.39	\$0.0000	\$13,086.39	\$11.4492	\$0.0000	\$11.4492		\$0.0000	\$0.0714	\$11.5206
10	BARTOW SOUTH FUEL TERMINAL	MAGNUM ENVIRONMENTAL SERVICES	FOB TERMINAL	05/99	F06	9,035	\$11.6739	\$105,473.49	\$0.0000	\$105,473.49	\$11.6739	\$0.0000	\$11.6739		\$0.0000	\$0.0713	\$11.7452
11	BARTOW SOUTH FUEL TERMINAL	OILS UNLIMITED INC	FOB TERMINAL	05/99	F06	1,038	\$9.9830	\$10,362.35	\$0.0000	\$10,362.35	\$9.9830	\$0.0000	\$9.9830		\$0.0000	\$0.0714	\$10.0544
12	BARTOW SOUTH FUEL TERMINAL	PETROTECH SOUTHEAST INC	FOB TERMINAL	05/99	F06	3,565	\$11.6706	\$41,605.85	\$0.0000	\$41,605.85	\$11.6706	\$0.0000	\$11.6706		\$0.0000	\$0.0713	\$11.7419
13	BARTOW SOUTH FUEL TERMINAL	PETROLEUM MANAGEMENT INC	FOB TERMINAL	05/99	F08	802	\$9.1656	\$7,350.81	\$0.0000	\$7,350.81	\$9.1656	\$0.0000	\$9.1656		\$0.0000	\$0.0714	\$9.2370
14	BARTOW SOUTH FUEL TERMINAL	RIO ENERGY INTERNATIONAL INC	FOB TERMINAL	05/99	F06	458,913	\$14.2246	\$6,527,636.30	\$0.0000	\$6,527,636.30	\$14.2246	\$0.0000	\$14.2246		\$0.0000	\$0.0700	\$14.2946
15	BAYBORO PEAKERS	CENTRAL OIL COMPANY	FOB PLANT	05/99	F02	13,584	\$21.2232	\$288,296.37	\$2,862.9700	\$285,433.40	\$21.0110	\$0.0000	\$21.0110		\$0.0000	\$0.8696	\$21.8808
16	CRYSTAL RIVER NORTH	BP OIL COMPANY	FOB PLANT	05/99	F02	8,235	\$19.0090	\$156,538.90	\$1,427.6800	\$155,111.22	\$18.8356	\$0.0000	\$18.8356		\$1.3231	\$0.8699	\$21.0286
17	CRYSTAL RIVER SOUTH	BP OIL COMPANY	FOB PLANT	05/99	F02	2,322	\$19.9933	\$44,102.39	\$441.0400	\$43,661.35	\$18.8033	\$0.0000	\$18.8033		\$1.3232	\$0.8699	\$20.9964
18	DEBARY PEAKERS	BP OIL COMPANY	FOB PLANT	05/99	F02	3,519	\$19.8924	\$69,297.55	\$692.9600	\$68,604.59	\$19.4955	\$0.0000	\$19.4955		\$0.6975	\$0.8702	\$21.0632

MONTHLY REPORT OF COST AND QUALITY OF FUEL OIL FOR ELECTRIC PLANTS
ORIGIN, VOLUME, DELIVERED PRICE AND AS RECEIVED QUALITY

SPECIFIED CONFIDENTIAL

1 REPORTING MONTH May 99

3 NAME, TITLE & TELEPHONE NUMBER OF CONTACT PERSON CONCERNING DATA
SUBMITTED ON THIS FORM. MANNY PEREZ, ACCOUNTANT, (271) 620-5302

2 REPORTING COMPANY FLORIDA POWER CORPORATION

4 SIGNATURE OF OFFICIAL SUBMITTING REPORT.

JOHN SCARDINO, JR., CONTROLLER

5 DATE COMPLETED. 07/12/99

LINE NO. (a)	PLANT NAME (b)	SUPPLIER NAME (c)	DELIVERY LOCATION (d)	DELIVERY DATE (e)	TYPE OIL (f)	VOLUME (Bbl) (g)	INVOICE PRICE (\$/Bbl) (h)	INVOICE AMOUNT (\$) (i)	DISCOUNT (\$) (j)	NET AMOUNT (\$) (k)	NET PRICE (\$/Bbl) (l)	QUALITY ADJUST (\$/Bbl) (m)	EFFECTIVE PURCHASE PRICE (\$/Bbl) (n)	TRANSPORT TO TERMINAL (\$/Bbl) (o)	ADDITIONAL TRANSPORT CHARGES (\$/Bbl) (p)	OTHER CHARGES (\$/Bbl) (q)	DELIVERED PRICE (\$/Bbl) (r)
19	DEBARY PEAKERS	BP OIL COMPANY	FOB PLANT	05/99	F02	16,598	\$19.5606	\$324,667.36	\$2,726.8500	\$321,940.51	\$19.3963	\$0.0000	\$19.3963	\$1.6926	\$0.8703	\$21.8592	
20	DEBARY PEAKERS	STUART PETROLEUM CO	FOB PLANT	05/99	F02	4,410	\$20.3335	\$89,570.57	\$0.0000	\$89,570.57	\$20.3335	\$0.0000	\$20.3335	\$1.8499	\$0.8699	\$23.0533	
21	DEBARY PEAKERS	BP OIL COMPANY	FOB PLANT	05/99	F02	11,992	\$20.3288	\$243,783.54	\$1,146.6700	\$242,636.87	\$20.2332	\$0.0000	\$20.2332	\$1.4980	\$0.8690	\$22.6002	
22	DEBARY PEAKERS	COASTAL FUELS MARKETING	FOB PLANT	05/99	F02	1,845	\$22.0734	\$40,725.47	\$0.0000	\$40,725.47	\$22.0734	\$0.0000	\$22.0734	\$0.0000	\$0.8702	\$22.9436	
23	DEBARY PEAKERS	COASTAL FUELS MARKETING	FOB PLANT	05/99	F02	12,041	\$22.4072	\$269,804.68	\$0.0000	\$269,804.68	\$22.4072	\$0.0000	\$22.4072	\$0.0000	\$0.8701	\$23.2773	
24	HINES PLANT PEAKERS	BP OIL COMPANY	FOB PLANT	05/99	F02	15,058	\$19.1243	\$287,974.42	\$0.0000	\$287,974.42	\$19.1243	\$0.0000	\$19.1243	\$0.9609	\$0.7518	\$20.8370	
25	HIGGINS STEAM PLANT	NO DELIVERIES															
26	HIGGINS PEAKERS	NO DELIVERIES															
27	INTERCESSION CITY PEAKERS	BP OIL COMPANY	FOB PLANT	05/99	F02	1,239	\$18.8105	\$23,306.26	\$0.0000	\$23,306.26	\$18.8105	\$0.0000	\$18.8105	\$0.5254	\$0.6705	\$20.2064	
28	INTERCESSION CITY PEAKERS	CENTRAL OIL COMPANY	FOB PLANT	05/99	F02	15,771	\$22.0969	\$348,538.16	\$363.6000	\$348,174.56	\$22.0769	\$0.0000	\$22.0769	\$0.0000	\$0.8690	\$22.9459	
29	INTERCESSION CITY PEAKERS	BP OIL COMPANY	FOB PLANT	05/99	F02	60,000	\$19.2990	\$1,157,940.00	\$11,579.4000	\$1,146,360.60	\$19.1060	\$0.0000	\$19.1060	\$0.0046	\$0.8698	\$19.9804	
30	INTERCESSION CITY PEAKERS	COASTAL FUELS MARKETING	FOB PLANT	05/99	F02	5,744	\$21.9911	\$126,317.01	\$0.0000	\$126,317.01	\$21.9911	\$0.0000	\$21.9911	\$0.0000	\$0.8710	\$22.8621	
31	INTERCESSION CITY PEAKERS	BP OIL COMPANY	FOB PLANT	05/99	F02	28,703	\$18.5919	\$533,642.82	\$2,798.0100	\$530,844.81	\$18.4944	\$0.0000	\$18.4944	\$0.4620	\$0.8698	\$19.8262	
32	CRYSTAL RIVER NUCLEAR PLANT	NO DELIVERIES															
33	PORT SAINT JOE PEAKERS	NO DELIVERIES															
34	RIO PINAR PEAKERS	BP OIL COMPANY	FOB PLANT	05/99	F02	709	\$17.9897	\$12,754.72	\$85.7200	\$12,659.00	\$17.8547	\$0.0000	\$17.8547	\$1.3098	\$0.8695	\$20.0341	
35	RIO PINAR PEAKERS	COASTAL FUELS MARKETING	FOB PLANT	05/99	F02	567	\$20.9200	\$11,861.66	\$0.0000	\$11,861.66	\$20.9200	\$0.0000	\$20.9200	\$0.0000	\$0.8710	\$21.7910	
36	SUWANNEE STEAM PLANT	SELLERS OIL CO	FOB PLANT	05/99	F06	105	\$15.3748	\$1,614.35	\$0.0000	\$1,614.35	\$15.3748	\$0.0000	\$15.3748	\$0.0000	\$0.0698	\$15.4446	
37	SUWANNEE STEAM PLANT	TEXPAR ENERGY, INC	FOB PLANT	05/99	F06	13,525	\$16.0087	\$216,517.25	\$0.0000	\$216,517.25	\$16.0087	\$0.0000	\$16.0087	\$0.0000	\$0.0714	\$16.0801	
38	SUWANNEE STEAM PLANT	FOUR WAY OIL COMPANY	FOB PLANT	05/99	F06	2,018	\$11.4056	\$23,016.41	\$0.0000	\$23,016.41	\$11.4056	\$0.0000	\$11.4056	\$0.0000	\$0.0714	\$11.4770	
39	SUWANNEE STEAM PLANT	HOLLAND OIL CO.	FOB PLANT	05/99	F06	4,503	\$15.0445	\$67,745.58	\$0.0000	\$67,745.58	\$15.0445	\$0.0000	\$15.0445	\$0.0000	\$0.0714	\$15.1159	
40	SUWANNEE STEAM PLANT	MASSEY INDUSTRIAL OIL INC	FOB PLANT	05/99	F06	1,300	\$14.1972	\$18,456.30	\$0.0000	\$18,456.30	\$14.1972	\$0.0000	\$14.1972	\$0.0000	\$0.0713	\$14.2685	
	SUWANNEE STEAM PLANT	STUART PETROLEUM CO	FOB PLANT	05/99	F06	11,371	\$15.8333	\$180,040.08	\$0.0000	\$180,040.08	\$15.8333	\$0.0000	\$15.8333	\$0.0000	\$0.0705	\$15.9038	

**MONTHLY REPORT OF COST AND QUALITY OF COAL FOR ELECTRIC PLANTS
ORIGIN, TONNAGE, DELIVERED PRICE AND AS RECEIVED QUALITY**

- 1. Report for: Mo. May 1999
- 2. Reporting Company: Florida Power Corporation
- 3. Plant Name: Crystal River 1 & 2

- 4. Name, Title and Telephone Number of Contact
Person Concerning Data Submitted on this Form
Delmar J. Clark Jr., Senior Financial Analyst - Regulatory
(727) 824-6616

- 5. Signature of Official Submitting Report

Delmar J. Clark Jr.
Delmar J. Clark Jr., Senior Financial Analyst - Regulatory

- 6. Date Completed: July 15, 1999

**SPECIFIED
CONFIDENTIAL**

Line No.	Supplier Name	Mine Location	Purchase Type	Transportation Mode	Tons	Effective Purchase Price (\$/Ton)	Total Transportation Cost (\$/Ton)	F.O.B. Plant Price (\$/Ton)	As Received Coal Quality			
									Percent Sulfur (%)	Btu Content (Btu/lb)	Percent Ash (%)	Percent Moisture (%)
(a)	(b)	(c)	(d)	(e)	(f)	(g)	(h)	(i)	(j)	(k)	(l)	(m)
1	Consol, Inc.	08 , Ky , 133	STC	UR	48,829	\$25.00	\$17.36	\$42.36	1.18	12,761	8.53	6.17
2	Consol, Inc.	08 , Ky , 133	MTC	UR	47,814	\$23.54	\$17.36	\$40.90	1.20	12,802	8.42	6.26
3	Cumberland River Energies, Inc.	08 , Ky , 95	S	UR	19,524	\$22.25	\$17.26	\$39.51	0.92	12,951	7.69	6.48
4	Quaker Coal Company, Inc.	08 , Ky , 195	STC	UR	49,552	\$24.00	\$17.36	\$41.36	0.99	12,643	10.61	5.73
5	Quaker Coal Company, Inc.	08 , Ky , 195	STC	UR	29,285	\$23.82	\$17.36	\$41.18	1.02	12,632	9.61	6.93

**MONTHLY REPORT OF COST AND QUALITY OF COAL FOR ELECTRIC PLANTS
ORIGIN, TONNAGE, DELIVERED PRICE AND AS RECEIVED QUALITY**

1. Report for: Mo. May 1999

2. Reporting Company: Florida Power Corporation

3. Plant Name: Crystal River 1 & 2

**SPECIFIED
CONFIDENTIAL**

4. Name, Title and Telephone Number of Contact
Person Concerning Data Submitted on this Form
Delmar J. Clark Jr., Senior Financial Analyst - Regulatory
(727) 824-6616

5. Signature of Official Submitting Report


Delmar J. Clark Jr., Senior Financial Analyst - Regulatory

6. Date Completed: July 15, 1999

Line No.	Supplier Name	Mine Location	Purchase Type	Tons	F.O.B. Mine Price (\$/Ton)	Short Haul & Loading Charges (\$/Ton)	Original Invoice Price (\$/Ton)	Retro-active Price Increases (\$/Ton)	Base Price (\$/Ton)	Quality Adjust-ments (\$/Ton)	Effective Purchase Price (\$/Ton)
(a)	(b)	(c)	(d)	(e)	(f)	(g)	(h)	(i)	(j)	(k)	(l)
1	Consol, Inc.	08 , Ky , 133	STC	48,829	\$25.00	\$0.00	\$25.00	\$0.00	\$25.00	\$0.00	\$25.00
2	Consol, Inc.	08 , Ky , 133	MTC	47,814	\$24.00	\$0.00	\$24.00	\$0.00	\$24.00	(\$0.46)	\$23.54
3	Cumberland River Energies, Inc.	08 , Ky , 95	S	19,524	\$22.25	\$0.00	\$22.25	\$0.00	\$22.25	\$0.00	\$22.25
4	Quaker Coal Company, Inc.	08 , Ky , 195	STC	49,552	\$24.00	\$0.00	\$24.00	\$0.00	\$24.00	\$0.00	\$24.00
5	Quaker Coal Company, Inc.	08 , Ky , 195	STC	29,285	\$23.82	\$0.00	\$23.82	\$0.00	\$23.82	\$0.00	\$23.82

MONTHLY REPORT OF COST AND QUALITY OF COAL FOR ELECTRIC PLANTS
ORIGIN, TONNAGE, DELIVERED PRICE AND AS RECEIVED QUALITY

1. Report for: Mo. May 1999

2. Reporting Company: Florida Power Corporation

3. Plant Name: Crystal River 1 & 2

**SPECIFIED
CONFIDENTIAL**

4. Name, Title and Telephone Number of Contact
Person Concerning Data Submitted on this Form
Delmar J. Clark Jr., Senior Financial Analyst - Regulatory
(727) 824-6616

5. Signature of Official Submitting Report


Delmar J. Clark Jr., Senior Financial Analyst - Regulatory

6. Date Completed: July 15, 1999

Line No.	Supplier Name	Mine Location	Shipping Point	Transportation Mode	Tons	Effective Purchase Price (\$/Ton)	Additional Shorthaul & Loading Charges (\$/Ton)	Rail Rate (\$/Ton)	Other Rail Charges (\$/Ton)	River Barge Rate (\$/Ton)	Trans-loading Rate (\$/Ton)	Ocean Barge Rate (\$/Ton)	Other Water Charges (\$/Ton)	Other Related Charges (\$/Ton)	Transportation Charges (\$/Ton)	F.O.B. Plant Price (\$/Ton)
(a)	(b)	(c)	(d)	(e)	(f)	(g)	(h)	(i)	(j)	(k)	(l)	(m)	(n)	(o)	(p)	(q)
1	Consol, Inc.	08 , Ky , 133	Letcher, Ky	UR	48,829	\$25.00	N/A	\$15.28	\$2.08	N/A	N/A	N/A	\$0.00	\$0.00	\$17.36	\$42.36
2	Consol, Inc.	08 , Ky , 133	Letcher, Ky	UR	47,814	\$23.54	N/A	\$15.28	\$2.08	N/A	N/A	N/A	\$0.00	\$0.00	\$17.36	\$40.90
3	Cumberland River Energies, Inc.	08 , Ky , 95	Harlan, Ky	UR	19,524	\$22.25	N/A	\$15.18	\$2.08	N/A	N/A	N/A	\$0.00	\$0.00	\$17.26	\$39.51
4	Quaker Coal Company, Inc.	08 , Ky , 195	Pike, Ky	UR	49,552	\$24.00	N/A	\$15.28	\$2.08	N/A	N/A	N/A	\$0.00	\$0.00	\$17.36	\$41.36
5	Quaker Coal Company, Inc.	08 , Ky , 195	Pike, Ky	UR	29,285	\$23.82	N/A	\$15.28	\$2.08	N/A	N/A	N/A	\$0.00	\$0.00	\$17.36	\$41.18

**MONTHLY REPORT OF COST AND QUALITY OF COAL FOR ELECTRIC PLANTS
ORIGIN, TONNAGE, DELIVERED PRICE AND AS RECEIVED QUALITY**

- 1. Report for: Mo. May 1999
- 2. Reporting Company: Florida Power Corporation
- 3. Plant Name: Crystal River 4 & 5

**SPECIFIED
CONFIDENTIAL**

- 4. Name, Title and Telephone Number of Contact
Person Concerning Data Submitted on this Form
Delmar J. Clark Jr., Senior Financial Analyst - Regulatory
(727) 824-6616

- 5. Signature of Official Submitting Report


Delmar J. Clark Jr., Senior Financial Analyst - Regulatory

- 6. Date Completed: July 15, 1999

Line No.	Supplier Name	Mine Location	Purchase Type	Transportation Mode	Tons	Effective Purchase Price (\$/Ton)	Total Transportation Cost (\$/Ton)	F.O.B. Plant Price (\$/Ton)	As Received Coal Quality			
									Percent Sulfur (%)	Btu Content (Btu/lb)	Percent Ash (%)	Percent Moisture (%)
(a)	(b)	(c)	(d)	(e)	(f)	(g)	(h)	(i)	(j)	(k)	(l)	(m)
1	Powell Mountain Coal Company	08 , Va , 105	LTC	UR	87,790	\$33.51	\$17.25	\$50.76	0.74	12,499	9.21	6.66
2	Franklin Coal Sales	08 , Ky , 195	LTC	UR	9,590	\$26.00	\$17.35	\$43.35	0.68	12,761	8.71	7.09
3	Consol, Inc.	08 , Ky , 133	MTC	UR	10,064	\$27.60	\$17.35	\$44.95	0.75	13,070	6.78	6.25
4	Transfer Facility	N/A	LTC	OB	159,871	\$42.49	\$7.81	\$50.30	0.70	12,660	8.68	6.75

MONTHLY REPORT OF COST AND QUALITY OF COAL FOR ELECTRIC PLANTS
ORIGIN, TONNAGE, DELIVERED PRICE AND AS RECEIVED QUALITY

- 1. Report for: Mo. May 1999
- 2. Reporting Company: Florida Power Corporation
- 3. Plant Name: Crystal River 4 & 5

**SPECIFIED
CONFIDENTIAL**

- 4. Name, Title and Telephone Number of Contact
Person Concerning Data Submitted on this Form
Delmar J. Clark Jr., Senior Financial Analyst - Regulatory
(727) 824-6616

- 5. Signature of Official Submitting Report


Delmar J. Clark Jr., Senior Financial Analyst - Regulatory

- 6. Date Completed: July 15, 1999

Line No.	Supplier Name	Mine Location	Purchase Type	Tons	F.O.B. Mine Price (\$/Ton)	Short Haul & Loading Charges (\$/Ton)	Original Invoice Price (\$/Ton)	Retro-active Price Increases (\$/Ton)	Base Price (\$/Ton)	Quality Adjustments (\$/Ton)	Effective Purchase Price (\$/Ton)
(a)	(b)	(c)	(d)	(e)	(f)	(g)	(h)	(i)	(j)	(k)	(l)
1	Powell Mountain Coal Company	08 , Va , 105	LTC	87,790	\$33.51	\$0.00	\$33.51	\$0.00	\$33.51	\$0.00	\$33.51
2	Franklin Coal Sales	08 , Ky , 195	LTC	9,590	\$26.00	\$0.00	\$26.00	\$0.00	\$26.00	\$0.00	\$26.00
3	Consol, Inc.	08 , Ky , 133	MTC	10,064	\$27.60	\$0.00	\$27.60	\$0.00	\$27.60	\$0.00	\$27.60
4	Transfer Facility	N/A	LTC	159,871	\$42.49	\$0.00	\$42.49	N/A	\$42.49	N/A	\$42.49

MONTHLY REPORT OF COST AND QUALITY OF COAL FOR ELECTRIC PLANTS
ORIGIN, TONNAGE, DELIVERED PRICE AND AS RECEIVED QUALITY

- 1. Report for: Mo. May 1999
- 2. Reporting Company: Florida Power Corporation
- 3. Plant Name: Crystal River 4 & 5

- 4. Name, Title and Telephone Number of Contact
Person Concerning Data Submitted on this Form
Delmar J. Clark Jr., Senior Financial Analyst - Regulatory
(727) 824-6616

**SPECIFIED
CONFIDENTIAL**

- 5. Signature of Official Submitting Report

Delmar J. Clark Jr.
Delmar J. Clark Jr., Senior Financial Analyst - Regulatory

- 6. Date Completed: July 15, 1999


Line No.	Supplier Name	Mine Location	Shipping Point	Transportation Mode	Tons	Effective Purchase Price (\$/Ton)	Additional Shorthaul & Loading Charges (\$/Ton)	Rail Rate (\$/Ton)	Other Rail Charges (\$/Ton)	River Barge Rate (\$/Ton)	Trans-loading Rate (\$/Ton)	Ocean Barge Rate (\$/Ton)	Other Water Charges (\$/Ton)	Other Related Charges (\$/Ton)	Transportation Charges (\$/Ton)	F.O.B. Plant Price (\$/Ton)
(a)	(b)	(c)	(d)	(e)	(f)	(g)	(h)	(i)	(j)	(k)	(l)	(m)	(n)	(o)	(p)	(q)
1	Powell Mountain Coal Company	08 , Va , 105	Lee, Va	UR	87,790	\$33.51	N/A	\$15.18	\$2.07	N/A	N/A	N/A	\$0.00	\$0.00	\$17.25	\$50.76
2	Franklin Coal Sales	08 , Ky , 195	Pike, Ky	UR	9,590	\$26.00	N/A	\$15.28	\$2.07	N/A	N/A	N/A	\$0.00	\$0.00	\$17.35	\$43.35
3	Consol, Inc.	08 , Ky , 133	Letcher, Ky	UR	10,064	\$27.60	N/A	\$15.28	\$2.07	N/A	N/A	N/A	\$0.00	\$0.00	\$17.35	\$44.95
4	Transfer Facility	N/A	Plaquemines Parrish, La	OB	159,871	\$42.49	N/A	N/A	N/A	N/A	N/A	N/A	\$0.00	\$0.00	\$7.81	\$50.30

**MONTHLY REPORT OF COST AND QUALITY OF COAL FOR ELECTRIC PLANTS
ORIGIN, TONNAGE, DELIVERED PRICE AND AS RECEIVED QUALITY**

- 1. Report for: Mo. May 1999
- 2. Reporting Company: Florida Power Corporation
- 3. Plant Name: Transfer Facility - IMT

4. Name, Title and Telephone Number of Contact
 Person Concerning Data Submitted on this Form
 Delmar J. Clark Jr., Senior Financial Analyst - Regulatory
 (727) 824-6616

5. Signature of Official Submitting Report



 Delmar J. Clark Jr., Senior Financial Analyst - Regulatory

6. Date Completed: July 15, 1999

**SPECIFIED
CONFIDENTIAL**

Line No.	Supplier Name	Mine Location	Purchase Type	Transportation Mode	Tons	Effective Purchase Price (\$/Ton)	Total Transportation Cost (\$/Ton)	F.O.B. Plant Price (\$/Ton)	As Received Coal Quality			
									Percent Sulfur (%)	Btu Content (Btu/lb)	Percent Ash (%)	Percent Moisture (%)
(a)	(b)	(c)	(d)	(e)	(f)	(g)	(h)	(i)	(j)	(k)	(l)	(m)
1	A. T. Massey Coal Co.	08 , Wv , 5	LTC	TR&B	62,005	\$25.75	\$16.35	\$42.10	0.74	12,728	10.20	5.01
2	Pen Coal Company	08 , Ky , 71	LTC	B	9,114	\$28.78	\$16.35	\$45.13	0.65	12,437	9.48	6.86
3	Pen Coal Company	08 , Wv , 99	LTC	B	31,786	\$28.78	\$16.35	\$45.13	0.65	12,437	9.48	6.86
4	Kentucky May Coal Company	08 , Ky , 119	S	B	6,260	\$21.91	\$16.35	\$38.26	0.74	12,627	8.33	7.12
5	Black Hills Coal Network, Inc.	08 , Wv , 59	S	B	16,303	\$21.20	\$16.35	\$37.55	0.71	12,613	10.18	6.47
6	Diamond May Coal Company	08 , Ky , 119	S	B	8,984	\$21.50	\$16.35	\$37.85	0.65	12,684	8.53	6.68
7	Quaker Coal Company, Inc.	08 , Ky , 195	MTC	B	10,039	\$25.25	\$16.35	\$41.60	0.59	12,996	6.76	7.77
8	Franklin Coal Sales	08 , Ky , 195	LTC	B	9,632	\$26.00	\$16.35	\$42.35	0.71	12,758	9.04	6.84

MONTHLY REPORT OF COST AND QUALITY OF COAL FOR ELECTRIC PLANTS
ORIGIN, TONNAGE, DELIVERED PRICE AND AS RECEIVED QUALITY

- 1. Report for: Mo. May 1999
- 2. Reporting Company: Florida Power Corporation
- 3. Plant Name: Transfer Facility - IMT

**SPECIFIED
CONFIDENTIAL**

- 4. Name, Title and Telephone Number of Contact
Person Concerning Data Submitted on this Form
Delmar J. Clark Jr., Senior Financial Analyst - Regulatory
(727) 824-6616

- 5. Signature of Official Submitting Report


Delmar J. Clark Jr., Senior Financial Analyst - Regulatory

- 6. Date Completed: July 15, 1999

Line No.	Supplier Name	Mine Location	Purchase Type	Tons	F.O.B. Mine Price (\$/Ton)	Short Haul & Loading Charges (\$/Ton)	Original Invoice Price (\$/Ton)	Retro-active Price Increases (\$/Ton)	Base Price (\$/Ton)	Quality Adjustments (\$/Ton)	Effective Purchase Price (\$/Ton)
(a)	(b)	(c)	(d)	(e)	(f)	(g)	(h)	(i)	(j)	(k)	(l)
1	A. T. Massey Coal Co.	08 , Wv , 5	LTC	62,005	\$25.75	\$0.00	\$25.75	\$0.00	\$25.75	\$0.00	\$25.75
2	Pen Coal Company	08 , Ky , 71	LTC	9,114	\$28.78	\$0.00	\$28.78	\$0.00	\$28.78	\$0.00	\$28.78
3	Pen Coal Company	08 , Wv , 99	LTC	31,786	\$28.78	\$0.00	\$28.78	\$0.00	\$28.78	\$0.00	\$28.78
4	Kentucky May Coal Company	08 , Ky , 119	S	6,260	\$21.27	\$0.00	\$21.27	\$0.00	\$21.27	\$0.64	\$21.91
5	Black Hills Coal Network, Inc.	08 , Wv , 59	S	16,303	\$21.20	\$0.00	\$21.20	\$0.00	\$21.20	\$0.00	\$21.20
6	Diamond May Coal Company	08 , Ky , 119	S	8,984	\$21.50	\$0.00	\$21.50	\$0.00	\$21.50	\$0.00	\$21.50
7	Quaker Coal Company, Inc.	08 , Ky , 195	MTC	10,039	\$25.25	\$0.00	\$25.25	\$0.00	\$25.25	\$0.00	\$25.25
8	Franklin Coal Sales	08 , Ky , 195	LTC	9,632	\$26.00	\$0.00	\$26.00	\$0.00	\$26.00	\$0.00	\$26.00


MONTHLY REPORT OF COST AND QUALITY OF COAL FOR ELECTRIC PLANTS
ORIGIN, TONNAGE, DELIVERED PRICE AND AS RECEIVED QUALITY

- 1. Report for: Mo. May 1999
- 2. Reporting Company: Florida Power Corporation
- 3. Plant Name: Transfer Facility - IMT

**SPECIFIED
CONFIDENTIAL**

- 4. Name, Title and Telephone Number of Contact
Person Concerning Data Submitted on this Form
Delmar J. Clark Jr., Senior Financial Analyst - Regulatory
(727) 824-6616

- 5. Signature of Official Submitting Report


Delmar J. Clark Jr., Senior Financial Analyst - Regulatory

- 6. Date Completed: July 15, 1999

Line No.	Supplier Name	Mine Location	Shipping Point	Transportation Mode	Tons	Effective Purchase Price (\$/Ton)	Additional Shorthaul & Loading Charges (\$/Ton)	Rail Rate (\$/Ton)	Other Rail Charges (\$/Ton)	River Barge Rate (\$/Ton)	Trans-loading Rate (\$/Ton)	Ocean Barge Rate (\$/Ton)	Other Water Charges (\$/Ton)	Other Related Charges (\$/Ton)	Transportation Charges (\$/Ton)	F.O.B. Plant Price (\$/Ton)
(a)	(b)	(c)	(d)	(e)	(f)	(g)	(h)	(i)	(j)	(k)	(l)	(m)	(n)	(o)	(p)	(q)
1	A. T. Massey Coal Co.	08 , Wv ,	5 Boone, Wv	TR&B	62,005	\$25.75	N/A	N/A	N/A	N/A	N/A	N/A	N/A	N/A	\$16.35	\$42.10
2	Pen Coal Company	08 , Ky ,	71 Floyd, Ky	B	9,114	\$28.78	N/A	N/A	N/A	N/A	N/A	N/A	N/A	N/A	\$16.35	\$45.13
3	Pen Coal Company	08 , Wv ,	99 Wayne, Wv	B	31,786	\$28.78	N/A	N/A	N/A	N/A	N/A	N/A	N/A	N/A	\$16.35	\$45.13
4	Kentucky May Coal Company	08 , Ky ,	119 Knott, Ky	B	6,260	\$21.91	N/A	N/A	N/A	N/A	N/A	N/A	N/A	N/A	\$16.35	\$38.26
5	Black Hills Coal Network, Inc.	08 , Wv ,	59 Mingo, Wv	B	16,303	\$21.20	N/A	N/A	N/A	N/A	N/A	N/A	N/A	N/A	\$16.35	\$37.55
6	Diamond May Coal Company	08 , Ky ,	119 Knott, Ky	B	8,984	\$21.50	N/A	N/A	N/A	N/A	N/A	N/A	N/A	N/A	\$16.35	\$37.85
7	Quaker Coal Company, Inc.	08 , Ky ,	195 Pike, Ky	B	10,039	\$25.25	N/A	N/A	N/A	N/A	N/A	N/A	N/A	N/A	\$16.35	\$41.60
8	Franklin Coal Sales	08 , Ky ,	195 Pike, Ky	B	9,632	\$26.00	N/A	N/A	N/A	N/A	N/A	N/A	N/A	N/A	\$16.35	\$42.35

**MONTHLY REPORT OF COST AND QUALITY OF COAL FOR ELECTRIC PLANTS
REPORT OF ADJUSTMENTS TO PREVIOUS COAL DELIVERIES**

- 1. Report for: Mo. May 1999
- 2. Reporting Company: Florida Power Corporation
- 3. Plant Name: Crystal River 1 & 2

4. Name, Title and Telephone Number of Contact
Person Concerning Data Submitted on this Form
Delmar J. Clark Jr., Senior Financial Analyst - Regulatory
(727) 824-6616

5. Signature of Official Submitting Report


Delmar J. Clark Jr., Senior Financial Analyst - Regulatory

6. Date Completed: July 15, 1999

**SPECIFIED
CONFIDENTIAL**

Line No.	Month Reported	Form Plant Name	Intended Generating Plant	Supplier	Original Line Number	Old Volume (tons)	Form No.	Column Title	Old Value	New Value	New F.O.B. Plant Price	Reason for Revision
(a)	(b)	(c)	(d)	(e)	(f)	(g)	(h)	(i)	(j)	(k)	(l)	(m)
1	03/99	CR1&2	CR1&2	Quaker Coal Company, Inc.	5	9,838	2A	(k) Quality Adjustments	\$0.00	\$ 0.12	\$41.83	Quality Adjustment
2	03/99	CR1&2	CR1&2	Quaker Coal Company, Inc.	6	58,128	2A	(k) Quality Adjustments	\$0.00	\$ 0.36	\$41.89	Quality Adjustment
3	04/99	CR1&2	CR1&2	Peabody Coaltrade, Inc.	7	9,021	2A	(k) Quality Adjustments	\$0.00	\$ 0.45	\$40.85	Quality Adjustment
4	04/99	CR1&2	CR1&2	Consol, Inc.	3	9,792	2A	(k) Quality Adjustments	\$0.00	\$ (0.23)	\$41.42	Quality Adjustment
5	04/99	CR1&2	CR1&2	Knott-Floyd Land Co., Inc.	4	9,891	2A	(k) Quality Adjustments	\$0.00	\$ 0.89	\$39.79	Quality Adjustment
6	04/99	CR1&2	CR1&2	Quaker Coal Company, Inc.	5	19,277	2A	(k) Quality Adjustments	\$0.00	\$ 0.25	\$41.90	Quality Adjustment
7	04/99	CR1&2	CR1&2	Quaker Coal Company, Inc.	6	37,680	2A	(k) Quality Adjustments	\$0.00	\$ 0.24	\$41.71	Quality Adjustment

MONTHLY REPORT OF COST AND QUALITY OF COAL FOR ELECTRIC PLANTS
 REPORT OF ADJUSTMENTS TO PREVIOUS COAL DELIVERIES

1. Report for: Mo. May 1999

2. Reporting Company: Florida Power Corporation

3. Plant Name: Crystal River 4 & 5

**SPECIFIED
 CONFIDENTIAL**

4. Name, Title and Telephone Number of Contact
 Person Concerning Data Submitted on this Form
 Delmar J. Clark Jr., Senior Financial Analyst - Regulatory
 (727) 824-6616

5. Signature of Official Submitting Report

Delmar J. Clark Jr., Senior Financial Analyst - Regulatory

6. Date Completed: July 15, 1999

Line No.	Month Reported	Form Plant Name	Intended Generating Plant	Supplier	Original Line Number	Old Volume (tons)	Form No.	Column Title	Old Value	New Value	New F.O.B. Plant Price	Reason for Revision
(a)	(b)	(c)	(d)	(e)	(f)	(g)	(h)	(i)	(j)	(k)	(l)	(m)
1	04/98	CR4&5	CR4&5	Quaker Coal Company, Inc.	4	19,513	2A	(k) Quality Adjustments	\$0.00	\$ 0.65	\$43.53	Quality Adjustment

MONTHLY REPORT OF COST AND QUALITY OF COAL FOR ELECTRIC PLANTS
 REPORT OF ADJUSTMENTS TO PREVIOUS COAL DELIVERIES

1. Report for: Mo. May 1999

2. Reporting Company: Florida Power Corporation

3. Plant Name: Transfer Facility - IMT

4. Name, Title and Telephone Number of Contact
 Person Concerning Data Submitted on this Form
 Delmar J. Clark Jr., Senior Financial Analyst - Regulatory
 (727) 824-6616

5. Signature of Official Submitting Report

Delmar J. Clark Jr., Senior Financial Analyst - Regulatory

6. Date Completed: July 15, 1999

**SPECIFIED
 CONFIDENTIAL**

Line No.	Month Reported	Form Plant Name	Intended Generating Plant	Supplier	Original Line Number	Old Volume (tons)	Form No.	Column Title	Old Value	New Value	New F.O.B. Plant Price	Reason for Revision
(a)	(b)	(c)	(d)	(e)	(f)	(g)	(h)	(i)	(j)	(k)	(l)	(m)
1	04/99	Transfer Facility - IMT	Transfer Facility - IMT	Quaker Coal Company, Inc.	7	38,648	2A	(k) Quality Adjustments	\$0.00	\$ 0.65	\$ 42.25	Quality Adjustment
2	04/99	Transfer Facility - IMT	Transfer Facility - IMT	Kentucky May Coal Company	4	3,225	2A	(k) Quality Adjustments	\$0.00	\$ (0.14)	\$ 39.06	Quality Adjustment
3	04/99	Transfer Facility - IMT	Transfer Facility - IMT	Kentucky May Coal Company	5	1,511	2A	(k) Quality Adjustments	\$0.00	\$ (2.27)	\$ 36.93	Quality Adjustment
4	04/99	Transfer Facility - IMT	Transfer Facility - IMT	Kentucky May Coal Company	6	9,184	2A	(k) Quality Adjustments	\$0.00	\$ 0.45	\$ 39.65	Quality Adjustment
5	03/99	Transfer Facility - IMT	Transfer Facility - IMT	Quaker Coal Company, Inc.	7	48,151	2A	(k) Quality Adjustments	\$0.00	\$ 0.91	\$ 42.51	Quality Adjustment
6	04/99	Transfer Facility - IMT	Transfer Facility - IMT	Peabody Coaltrade, Inc.	9	9,187	2A	(k) Quality Adjustments	\$0.00	\$ 0.15	\$ 38.45	Quality Adjustment