

AUSLEY & McMULLEN

ATTORNEYS AND COUNSELORS AT LAW

227 SOUTH CALHOUN STREET
P.O. BOX 391 (ZIP 32302)
TALLAHASSEE, FLORIDA 32301
(850) 224-9115 FAX (850) 222-7560

ORIGINAL

September 3, 1999

HAND DELIVERED

Ms. Blanca S. Bayo, Director
Division of Records and Reporting
Florida Public Service Commission
2540 Shumard Oak Boulevard
Tallahassee, FL 32399-0850

MR 9.3.01
DECLASSIFIED

RECEIVED-FPSC
99 SEP -3 PM 1:57
RECORDS AND REPORTING

010001-EI

Re: Fuel and Purchased Power Cost Recovery Clause
and Generating Performance Incentive Factor
FPSC Docket No. 990001-EI

REQUEST FOR SPECIFIED CONFIDENTIAL TREATMENT

Dear Ms. Bayo:

We submit herewith Tampa Electric Company's 423 Forms for the month of July 1999 and request specified confidential treatment of Forms 423-1(a), 423-2, 423-2(a) and 423-2(b). Our request is made pursuant to Section 366.093, Fla. Stat., for the reasons detailed in the document entitled "Tampa Electric Company's Request for Specified Confidential Treatment", which document was filed under separate cover (copy enclosed). The sensitive information contained in these forms has been highlighted in yellow.

Please acknowledge receipt and filing of the above by stamping the duplicate copy of this letter and returning same to this writer.

Thank you for your assistance in connection with this matter.

Sincerely,

James D. Beasley

- AFA _____
- APP _____
- CAF _____
- CMU _____
- CTR _____
- EAG _____
- LEG _____
- MAS _____
- OPC _____
- PAI _____
- SEC _____
- WAW _____
- OTH _____

JDB/pp
Enclosures

cc: All Parties of Record (w/o enc.)

RECEIVED & FILED

man
FPSC-BUREAU OF RECORDS

DOCUMENT NUMBER-DATE

10634 SEP-3 99

FPSC-RECORDS/REPORTING


MONTHLY REPORT OF COST AND QUALITY OF FUEL OIL FOR ELECTRIC PLANTS
ORIGIN, VOLUME, DELIVERED PRICE AND AS RECEIVED QUALITY

1. Reporting Month: July Year: 1999

2. Reporting Company: Tampa Electric Company

3. Name, Title & Telephone Number of Contact Person Concerning Data
Submitted on this Form: Jeffrey Chronister, Director Financial Reporting
(813) - 228 - 1609

4. Signature of Official Submitting Report:


 Jeffrey Chronister, Director Financial Reporting

6. Date Completed: September 15, 1999

Line No. (a)	Plant Name (b)	Supplier Name (c)	Shipping Point (d)	Purchase Type (e)	Delivery Location (f)	Delivery Date (g)	Type Oil (h)	Sulfur Content % (i)	BTU Content (BTU/Gal) (j)	Volume (Bbls) (k)	Delivered Price (\$/Bbl) (l)
1.	Gannon	Central	Tampa	MTC	Gannon	07/01/99	F02	*	*	129.29	\$20.7943
2.	Gannon	Central	Tampa	MTC	Gannon	07/07/99	F02	*	*	176.79	\$21.7300
3.	Gannon	Central	Tampa	MTC	Gannon	07/08/99	F02	*	*	855.50	\$21.7305
4.	Gannon	Central	Tampa	MTC	Gannon	07/09/99	F02	*	*	177.45	\$21.7308
5.	Gannon	Central	Tampa	MTC	Gannon	07/12/99	F02	*	*	707.41	\$22.6243
6.	Gannon	Central	Tampa	MTC	Gannon	07/13/99	F02	*	*	176.69	\$22.6245
7.	Gannon	Central	Tampa	MTC	Gannon	07/14/99	F02	*	*	176.60	\$22.6238
8.	Gannon	Central	Tampa	MTC	Gannon	07/15/99	F02	*	*	694.17	\$22.6244
9.	Gannon	Central	Tampa	MTC	Gannon	07/16/99	F02	*	*	2,008.88	\$22.6245
10.	Gannon	Central	Tampa	MTC	Gannon	07/19/99	F02	*	*	352.88	\$23.2690
11.	Gannon	Central	Tampa	MTC	Gannon	07/20/99	F02	*	*	908.29	\$23.2689
12.	Gannon	Central	Tampa	MTC	Gannon	07/21/99	F02	*	*	352.48	\$23.2687
13.	Gannon	Central	Tampa	MTC	Gannon	07/22/99	F02	*	*	886.62	\$23.2689
14.	Gannon	Central	Tampa	MTC	Gannon	07/23/99	F02	*	*	530.98	\$23.2688
15.	Gannon	Central	Tampa	MTC	Gannon	07/26/99	F02	*	*	1,694.24	\$22.9571
16.	Gannon	Central	Tampa	MTC	Gannon	07/27/99	F02	*	*	177.45	\$22.9575
17.	Gannon	Central	Tampa	MTC	Gannon	07/28/99	F02	*	*	528.43	\$22.9571
18.	Gannon	Central	Tampa	MTC	Gannon	07/29/99	F02	*	*	176.19	\$22.9571
19.	Gannon	Central	Tampa	MTC	Gannon	07/30/99	F02	*	*	527.96	\$22.9558
20.	Big Bend	Central	Tampa	MTC	Big Bend	07/01/99	F02	*	*	353.86	\$20.7948
21.	Big Bend	Central	Tampa	MTC	Big Bend	07/02/99	F02	*	*	707.31	\$20.7949
22.	Big Bend	Central	Tampa	MTC	Big Bend	07/06/99	F02	*	*	882.07	\$21.7305
23.	Big Bend	Central	Tampa	MTC	Big Bend	07/07/99	F02	*	*	353.38	\$21.7305
24.	Big Bend	Central	Tampa	MTC	Big Bend	07/08/99	F02	*	*	177.17	\$21.7301
25.	Big Bend	Central	Tampa	MTC	Big Bend	07/09/99	F02	*	*	176.67	\$21.7301

* No analysis Taken

MONTHLY REPORT OF COST AND QUALITY OF FUEL OIL FOR ELECTRIC PLANTS
ORIGIN, VOLUME, DELIVERED PRICE AND AS RECEIVED QUALITY

1. Reporting Month: July Year: 1999

2. Reporting Company: Tampa Electric Company

3. Name, Title & Telephone Number of Contact Person Concerning Data
Submitted on this Form: Jeffrey Chronister, Director Financial Reporting
(813) - 228 - 1609

4. Signature of Official Submitting Report: 
Jeffrey Chronister, Director Financial Reporting

6. Date Completed: September 15, 1999

Line No. (a)	Plant Name (b)	Supplier Name (c)	Shipping Point (d)	Purchase Type (e)	Delivery Location (f)	Delivery Date (g)	Type Oil (h)	Sulfur Content % (i)	BTU Content (BTU/Gal) (j)	Volume (Bbls) (k)	Delivered Price (\$/Bbl) (l)
26.	Big Bend	Central	Tampa	MTC	Big Bend	07/14/99	F02	*	*	749.64	\$22.6246
27.	Big Bend	Central	Tampa	MTC	Big Bend	07/15/99	F02	*	*	1,126.02	\$22.6250
28.	Big Bend	Central	Tampa	MTC	Big Bend	07/16/99	F02	*	*	2,038.83	\$22.6245
29.	Big Bend	Central	Tampa	MTC	Big Bend	07/17/99	F02	*	*	754.21	\$22.6246
30.	Big Bend	Central	Tampa	MTC	Big Bend	07/19/99	F02	*	*	11,030.34	\$23.2690
31.	Big Bend	Central	Tampa	MTC	Big Bend	07/20/99	F02	*	*	1,239.02	\$23.2690
32.	Big Bend	Central	Tampa	MTC	Big Bend	07/21/99	F02	*	*	529.57	\$23.2690
33.	Big Bend	Central	Tampa	MTC	Big Bend	07/22/99	F02	*	*	354.26	\$23.2691
34.	Big Bend	Central	Tampa	MTC	Big Bend	07/23/99	F02	*	*	755.00	\$23.2690
35.	Big Bend	Central	Tampa	MTC	Big Bend	07/25/99	F02	*	*	1,275.64	\$22.9572
36.	Big Bend	Central	Tampa	MTC	Big Bend	07/29/99	F02	*	*	10,698.45	\$22.9571
37.	Big Bend	Central	Tampa	MTC	Big Bend	07/30/99	F02	*	*	704.55	\$22.9570
38.	Big Bend	Central	Tampa	MTC	Big Bend	07/31/99	F02	*	*	1,054.40	\$22.8592
39.	Polk	Coastal	Tampa	MTC	Polk	07/20/99	F02	*	*	1,262.01	\$24.1674
40.	Polk	Coastal	Tampa	MTC	Polk	07/21/99	F02	*	*	1,628.85	\$24.0623
41.	Polk	Coastal	Tampa	MTC	Polk	07/22/99	F02	*	*	929.81	\$24.6923
42.	Polk	Coastal	Tampa	MTC	Polk	07/23/99	F02	*	*	2,193.13	\$25.2174
43.	Polk	Coastal	Tampa	MTC	Polk	07/24/99	F02	*	*	1,995.91	\$25.2173
44.	Polk	Coastal	Tampa	MTC	Polk	07/25/99	F02	*	*	927.64	\$25.2174
45.	Polk	Coastal	Tampa	MTC	Polk	07/26/99	F02	*	*	2,930.20	\$25.0074
46.	Polk	Coastal	Tampa	MTC	Polk	07/27/99	F02	*	*	2,202.48	\$24.5873
47.	Polk	Coastal	Tampa	MTC	Polk	07/28/99	F02	*	*	1,467.67	\$25.0074
48.	Polk	Coastal	Tampa	MTC	Polk	07/29/99	F02	*	*	3,062.76	\$25.5324
49.	Polk	Coastal	Tampa	MTC	Polk	07/30/99	F02	*	*	2,203.44	\$25.1124
50.	Polk	Coastal	Tampa	MTC	Polk	07/31/99	F02	*	*	747.86	\$25.1105

* No analysis taken.

MONTHLY REPORT OF COST AND QUALITY OF FUEL OIL FOR ELECTRIC PLANTS
ORIGIN, VOLUME, DELIVERED PRICE AND AS RECEIVED QUALITY

1. Reporting Month: July Year: 1999

2. Reporting Company: Tampa Electric Company

3. Name, Title & Telephone Number of Contact Person Concerning Data
Submitted on this Form: Jeffrey Chronister, Director Financial Reporting
(813) - 228 - 1609

4. Signature of Official Submitting Report: 
Jeffrey Chronister, Director Financial Reporting

6. Date Completed: September 15, 1999


Line No. (a)	Plant Name (b)	Supplier Name (c)	Shipping Point (d)	Purchase Type (e)	Delivery Location (f)	Delivery Date (g)	Type Oil (h)	Sulfur Content % (i)	BTU Content (BTU/Gal) (j)	Volume (Bbls) (k)	Delivered Price (\$/Bbl) (l)
51.	Phillips	Central	Tampa	MTC	Phillips	07/13/99	F02	*	*	177.50	\$23.6224
52.	Phillips	Central	Tampa	MTC	Phillips	07/14/99	F02	*	*	175.76	\$23.6227
53.	Phillips	Coastal	Tampa	MTC	Phillips	07/01/99	F06	*	*	1,213.14	\$18.8900
54.	Phillips	Coastal	Tampa	MTC	Phillips	07/02/99	F06	*	*	1,064.63	\$18.8900
55.	Phillips	Coastal	Tampa	MTC	Phillips	07/06/99	F06	*	*	1,058.95	\$19.1900
56.	Phillips	Coastal	Tampa	MTC	Phillips	07/07/99	F06	*	*	1,065.53	\$19.1900
57.	Phillips	Coastal	Tampa	MTC	Phillips	07/08/99	F06	*	*	1,063.54	\$19.1900
58.	Phillips	Coastal	Tampa	MTC	Phillips	07/09/99	F06	*	*	1,064.02	\$19.1900
59.	Phillips	Coastal	Tampa	MTC	Phillips	07/12/99	F06	*	*	1,217.47	\$19.6400
60.	Phillips	Coastal	Tampa	MTC	Phillips	07/13/99	F06	*	*	910.74	\$19.6400
61.	Phillips	Coastal	Tampa	MTC	Phillips	07/14/99	F06	*	*	1,068.91	\$19.6400
62.	Phillips	Coastal	Tampa	MTC	Phillips	07/15/99	F06	*	*	1,080.83	\$19.6400
63.	Phillips	Coastal	Tampa	MTC	Phillips	07/16/99	F06	*	*	1,070.90	\$19.6400
64.	Phillips	Coastal	Tampa	MTC	Phillips	07/19/99	F06	*	*	1,075.62	\$20.6900
65.	Hookers Point	Coastal	Tampa	MTC	Hookers Point	07/26/99	F06	0.94	151,635	90,857.63	\$17.6100

MONTHLY REPORT OF COST AND QUALITY OF FUEL OIL FOR ELECTRIC PLANTS
DETAIL OF INVOICE AND TRANSPORTATION CHARGES

1. Reporting Month: July Year: 1999

2. Reporting Company: Tampa Electric Company

3. Name, Title & Telephone Number of Contact Person Concerning Data
Submitted on this Form: Jeffrey Chronister, Director Financial Reporting
(813) - 228 - 1609

4. Signature of Official Submitting Report: 
Jeffrey Chronister, Director Financial Reporting

6. Date Completed: September 15, 1999

Line No. (a)	Plant Name (b)	Supplier Name (c)	Delivery Location (d)	Delivery Date (e)	Type Oil (f)	Volume (Bbls) (g)	Invoice Price (\$/Bbl) (h)	Invoice Amount \$ (i)	Discount \$ (j)	Net Amount \$ (k)	Net Price (\$/Bbl) (l)	Quality Adjust. (\$/Bbl) (m)	Effective Purchase Price (\$/Bbl) (n)	Transport to Terminal (\$/Bbl) (o)	Add'l Transport Charges (\$/Bbl) (p)	Other Charges (\$/Bbl) (q)	Delivered Price (\$/Bbl) (r)
1.	Gannon	Central	Gannon	07/01/99	F02	129.29	\$20.7943	\$2,688.49	\$0.0000	\$2,688.49	\$20.7943	\$0.0000	\$20.7943	\$0.0000	\$0.0000	\$0.0000	\$20.7943
2.	Gannon	Central	Gannon	07/07/99	F02	176.79	\$21.7300	\$3,841.64	\$0.0000	\$3,841.64	\$21.7300	\$0.0000	\$21.7300	\$0.0000	\$0.0000	\$0.0000	\$21.7300
3.	Gannon	Central	Gannon	07/08/99	F02	855.50	\$21.7305	\$18,590.44	\$0.0000	\$18,590.44	\$21.7305	\$0.0000	\$21.7305	\$0.0000	\$0.0000	\$0.0000	\$21.7305
4.	Gannon	Central	Gannon	07/09/99	F02	177.45	\$21.7308	\$3,856.13	\$0.0000	\$3,856.13	\$21.7308	\$0.0000	\$21.7308	\$0.0000	\$0.0000	\$0.0000	\$21.7308
5.	Gannon	Central	Gannon	07/12/99	F02	707.41	\$22.6243	\$16,004.66	\$0.0000	\$16,004.66	\$22.6243	\$0.0000	\$22.6243	\$0.0000	\$0.0000	\$0.0000	\$22.6243
6.	Gannon	Central	Gannon	07/13/99	F02	176.69	\$22.6245	\$3,997.53	\$0.0000	\$3,997.53	\$22.6245	\$0.0000	\$22.6245	\$0.0000	\$0.0000	\$0.0000	\$22.6245
7.	Gannon	Central	Gannon	07/14/99	F02	176.60	\$22.6238	\$3,995.37	\$0.0000	\$3,995.37	\$22.6238	\$0.0000	\$22.6238	\$0.0000	\$0.0000	\$0.0000	\$22.6238
8.	Gannon	Central	Gannon	07/15/99	F02	694.17	\$22.6244	\$15,705.16	\$0.0000	\$15,705.16	\$22.6244	\$0.0000	\$22.6244	\$0.0000	\$0.0000	\$0.0000	\$22.6244
9.	Gannon	Central	Gannon	07/16/99	F02	2,008.88	\$22.6245	\$45,449.88	\$0.0000	\$45,449.88	\$22.6245	\$0.0000	\$22.6245	\$0.0000	\$0.0000	\$0.0000	\$22.6245
10.	Gannon	Central	Gannon	07/19/99	F02	352.88	\$23.2690	\$8,211.17	\$0.0000	\$8,211.17	\$23.2690	\$0.0000	\$23.2690	\$0.0000	\$0.0000	\$0.0000	\$23.2690
11.	Gannon	Central	Gannon	07/20/99	F02	908.29	\$23.2689	\$21,134.87	\$0.0000	\$21,134.87	\$23.2689	\$0.0000	\$23.2689	\$0.0000	\$0.0000	\$0.0000	\$23.2689
12.	Gannon	Central	Gannon	07/21/99	F02	352.48	\$23.2687	\$8,201.75	\$0.0000	\$8,201.75	\$23.2687	\$0.0000	\$23.2687	\$0.0000	\$0.0000	\$0.0000	\$23.2687
13.	Gannon	Central	Gannon	07/22/99	F02	886.62	\$23.2689	\$20,630.70	\$0.0000	\$20,630.70	\$23.2689	\$0.0000	\$23.2689	\$0.0000	\$0.0000	\$0.0000	\$23.2689
14.	Gannon	Central	Gannon	07/23/99	F02	530.98	\$23.2688	\$12,355.26	\$0.0000	\$12,355.26	\$23.2688	\$0.0000	\$23.2688	\$0.0000	\$0.0000	\$0.0000	\$23.2688
15.	Gannon	Central	Gannon	07/26/99	F02	1,694.24	\$22.9571	\$38,894.82	\$0.0000	\$38,894.82	\$22.9571	\$0.0000	\$22.9571	\$0.0000	\$0.0000	\$0.0000	\$22.9571
16.	Gannon	Central	Gannon	07/27/99	F02	177.45	\$22.9575	\$4,073.80	\$0.0000	\$4,073.80	\$22.9575	\$0.0000	\$22.9575	\$0.0000	\$0.0000	\$0.0000	\$22.9575
17.	Gannon	Central	Gannon	07/28/99	F02	528.43	\$22.9571	\$12,131.20	\$0.0000	\$12,131.20	\$22.9571	\$0.0000	\$22.9571	\$0.0000	\$0.0000	\$0.0000	\$22.9571
18.	Gannon	Central	Gannon	07/29/99	F02	176.19	\$22.9571	\$4,044.82	\$0.0000	\$4,044.82	\$22.9571	\$0.0000	\$22.9571	\$0.0000	\$0.0000	\$0.0000	\$22.9571
19.	Gannon	Central	Gannon	07/30/99	F02	527.96	\$22.9558	\$12,119.73	\$0.0000	\$12,119.73	\$22.9558	\$0.0000	\$22.9558	\$0.0000	\$0.0000	\$0.0000	\$22.9558
20.	Big Bend	Central	Big Bend	07/01/99	F02	353.86	\$20.7948	\$7,358.44	\$0.0000	\$7,358.44	\$20.7948	\$0.0000	\$20.7948	\$0.0000	\$0.0000	\$0.0000	\$20.7948
21.	Big Bend	Central	Big Bend	07/02/99	F02	707.31	\$20.7949	\$14,708.47	\$0.0000	\$14,708.47	\$20.7949	\$0.0000	\$20.7949	\$0.0000	\$0.0000	\$0.0000	\$20.7949
22.	Big Bend	Central	Big Bend	07/06/99	F02	882.07	\$21.7305	\$19,167.86	\$0.0000	\$19,167.86	\$21.7305	\$0.0000	\$21.7305	\$0.0000	\$0.0000	\$0.0000	\$21.7305
23.	Big Bend	Central	Big Bend	07/07/99	F02	353.38	\$21.7305	\$7,679.14	\$0.0000	\$7,679.14	\$21.7305	\$0.0000	\$21.7305	\$0.0000	\$0.0000	\$0.0000	\$21.7305
24.	Big Bend	Central	Big Bend	07/08/99	F02	177.17	\$21.7301	\$3,849.92	\$0.0000	\$3,849.92	\$21.7301	\$0.0000	\$21.7301	\$0.0000	\$0.0000	\$0.0000	\$21.7301
25.	Big Bend	Central	Big Bend	07/09/99	F02	176.67	\$21.7301	\$3,839.05	\$0.0000	\$3,839.05	\$21.7301	\$0.0000	\$21.7301	\$0.0000	\$0.0000	\$0.0000	\$21.7301


MONTHLY REPORT OF COST AND QUALITY OF FUEL OIL FOR ELECTRIC PLANTS
DETAIL OF INVOICE AND TRANSPORTATION CHARGES

1. Reporting Month: July Year: 1999

2. Reporting Company: Tampa Electric Company

3. Name, Title & Telephone Number of Contact Person Concerning Data
Submitted on this Form: Jeffrey Chronister, Director Financial Reporting
(813) - 228 - 1609

4. Signature of Official Submitting Report:



Jeffrey Chronister, Director Financial Reporting

6. Date Completed: September 15, 1999

Line No. (a)	Plant Name (b)	Supplier Name (c)	Delivery Location (d)	Delivery Date (e)	Type Oil (f)	Volume (Bbls) (g)	Invoice Price (\$/Bbl) (h)	Invoice Amount \$ (i)	Discount \$ (j)	Net Amount \$ (k)	Net Price (\$/Bbl) (l)	Quality Adjust. (\$/Bbl) (m)	Effective Purchase Price (\$/Bbl) (n)	Transport to Terminal (\$/Bbl) (o)	Add'l Transport Charges (\$/Bbl) (p)	Other Charges (\$/Bbl) (q)	Delivered Price (\$/Bbl) (r)
26.	Big Bend	Central	Big Bend	07/14/99	F02	749.64	\$22.6246	\$16,960.28	\$0.0000	\$16,960.28	\$22.6246	\$0.0000	\$22.6246	\$0.0000	\$0.0000	\$0.0000	\$22.6246
27.	Big Bend	Central	Big Bend	07/15/99	F02	1,126.02	\$22.6250	\$25,476.24	\$0.0000	\$25,476.24	\$22.6250	\$0.0000	\$22.6250	\$0.0000	\$0.0000	\$0.0000	\$22.6250
28.	Big Bend	Central	Big Bend	07/16/99	F02	2,038.83	\$22.6245	\$46,127.53	\$0.0000	\$46,127.53	\$22.6245	\$0.0000	\$22.6245	\$0.0000	\$0.0000	\$0.0000	\$22.6245
29.	Big Bend	Central	Big Bend	07/17/99	F02	754.21	\$22.6246	\$17,063.71	\$0.0000	\$17,063.71	\$22.6246	\$0.0000	\$22.6246	\$0.0000	\$0.0000	\$0.0000	\$22.6246
30.	Big Bend	Central	Big Bend	07/19/99	F02	11,030.34	\$23.2690	\$256,664.50	\$0.0000	\$256,664.50	\$23.2690	\$0.0000	\$23.2690	\$0.0000	\$0.0000	\$0.0000	\$23.2690
31.	Big Bend	Central	Big Bend	07/20/99	F02	1,239.02	\$23.2690	\$28,830.80	\$0.0000	\$28,830.80	\$23.2690	\$0.0000	\$23.2690	\$0.0000	\$0.0000	\$0.0000	\$23.2690
32.	Big Bend	Central	Big Bend	07/21/99	F02	529.57	\$23.2690	\$12,322.58	\$0.0000	\$12,322.58	\$23.2690	\$0.0000	\$23.2690	\$0.0000	\$0.0000	\$0.0000	\$23.2690
33.	Big Bend	Central	Big Bend	07/22/99	F02	354.26	\$23.2691	\$8,243.31	\$0.0000	\$8,243.31	\$23.2691	\$0.0000	\$23.2691	\$0.0000	\$0.0000	\$0.0000	\$23.2691
34.	Big Bend	Central	Big Bend	07/23/99	F02	755.00	\$23.2690	\$17,568.07	\$0.0000	\$17,568.07	\$23.2690	\$0.0000	\$23.2690	\$0.0000	\$0.0000	\$0.0000	\$23.2690
35.	Big Bend	Central	Big Bend	07/25/99	F02	1,275.64	\$22.9572	\$29,285.08	\$0.0000	\$29,285.08	\$22.9572	\$0.0000	\$22.9572	\$0.0000	\$0.0000	\$0.0000	\$22.9572
36.	Big Bend	Central	Big Bend	07/29/99	F02	10,698.45	\$22.9571	\$245,605.51	\$0.0000	\$245,605.51	\$22.9571	\$0.0000	\$22.9571	\$0.0000	\$0.0000	\$0.0000	\$22.9571
37.	Big Bend	Central	Big Bend	07/30/99	F02	704.55	\$22.9570	\$16,174.38	\$0.0000	\$16,174.38	\$22.9570	\$0.0000	\$22.9570	\$0.0000	\$0.0000	\$0.0000	\$22.9570
38.	Big Bend	Central	Big Bend	07/31/99	F02	1,054.40	\$22.8592	\$24,102.75	\$0.0000	\$24,102.75	\$22.8592	\$0.0000	\$22.8592	\$0.0000	\$0.0000	\$0.0000	\$22.8592
39.	Polk	Coastal	Polk	07/20/99	F02	1,262.01	\$24.1674	\$30,499.50	\$0.0000	\$30,499.50	\$24.1674	\$0.0000	\$24.1674	\$0.0000	\$0.0000	\$0.0000	\$24.1674
40.	Polk	Coastal	Polk	07/21/99	F02	1,628.85	\$24.0623	\$39,193.92	\$0.0000	\$39,193.92	\$24.0623	\$0.0000	\$24.0623	\$0.0000	\$0.0000	\$0.0000	\$24.0623
41.	Polk	Coastal	Polk	07/22/99	F02	929.81	\$24.6923	\$22,959.17	\$0.0000	\$22,959.17	\$24.6923	\$0.0000	\$24.6923	\$0.0000	\$0.0000	\$0.0000	\$24.6923
42.	Polk	Coastal	Polk	07/23/99	F02	2,193.13	\$25.2174	\$55,305.06	\$0.0000	\$55,305.06	\$25.2174	\$0.0000	\$25.2174	\$0.0000	\$0.0000	\$0.0000	\$25.2174
43.	Polk	Coastal	Polk	07/24/99	F02	1,995.91	\$25.2173	\$50,331.52	\$0.0000	\$50,331.52	\$25.2173	\$0.0000	\$25.2173	\$0.0000	\$0.0000	\$0.0000	\$25.2173
44.	Polk	Coastal	Polk	07/25/99	F02	927.64	\$25.2174	\$23,392.69	\$0.0000	\$23,392.69	\$25.2174	\$0.0000	\$25.2174	\$0.0000	\$0.0000	\$0.0000	\$25.2174
45.	Polk	Coastal	Polk	07/26/99	F02	2,930.20	\$25.0074	\$73,276.73	\$0.0000	\$73,276.73	\$25.0074	\$0.0000	\$25.0074	\$0.0000	\$0.0000	\$0.0000	\$25.0074
46.	Polk	Coastal	Polk	07/27/99	F02	2,202.48	\$24.5873	\$54,153.14	\$0.0000	\$54,153.14	\$24.5873	\$0.0000	\$24.5873	\$0.0000	\$0.0000	\$0.0000	\$24.5873
47.	Polk	Coastal	Polk	07/28/99	F02	1,467.67	\$25.0074	\$36,702.66	\$0.0000	\$36,702.66	\$25.0074	\$0.0000	\$25.0074	\$0.0000	\$0.0000	\$0.0000	\$25.0074
48.	Polk	Coastal	Polk	07/29/99	F02	3,062.76	\$25.5324	\$78,199.68	\$0.0000	\$78,199.68	\$25.5324	\$0.0000	\$25.5324	\$0.0000	\$0.0000	\$0.0000	\$25.5324
49.	Polk	Coastal	Polk	07/30/99	F02	2,203.44	\$25.1124	\$55,333.68	\$0.0000	\$55,333.68	\$25.1124	\$0.0000	\$25.1124	\$0.0000	\$0.0000	\$0.0000	\$25.1124
50.	Polk	Coastal	Polk	07/31/99	F02	747.86	\$25.1105	\$18,779.17	\$0.0000	\$18,779.17	\$25.1105	\$0.0000	\$25.1105	\$0.0000	\$0.0000	\$0.0000	\$25.1105

MONTHLY REPORT OF COST AND QUALITY OF FUEL OIL FOR ELECTRIC PLANTS
DETAIL OF INVOICE AND TRANSPORTATION CHARGES

1. Reporting Month: July Year: 1999

2. Reporting Company: Tampa Electric Company

3. Name, Title & Telephone Number of Contact Person Concerning Data
Submitted on this Form: Jeffrey Chronister, Director Financial Reporting
(813) - 228 - 1609

4. Signature of Official Submitting Report: 
Jeffrey Chronister, Director Financial Reporting

6. Date Completed: September 15, 1999

Line No. (a)	Plant Name (b)	Supplier Name (c)	Delivery Location (d)	Delivery Date (e)	Type Oil (f)	Volume (Bbls) (g)	Invoice Price (\$/Bbl) (h)	Invoice Amount \$ (i)	Discount \$ (j)	Net Amount \$ (k)	Net Price (\$/Bbl) (l)	Quality Adjust. (\$/Bbl) (m)	Effective Purchase Price (\$/Bbl) (n)	Transport to Terminal (\$/Bbl) (o)	Add'l Transport Charges (\$/Bbl) (p)	Other Charges (\$/Bbl) (q)	Delivered Price (\$/Bbl) (r)
51.	Phillips	Central	Phillips	07/13/99	F02	177.50	\$23.6224	4,192.98	\$0.0000	\$4,192.98	\$23.6224	\$0.0000	\$23.6224	\$0.0000	\$0.0000	\$0.0000	\$23.6224
52.	Phillips	Central	Phillips	07/14/99	F02	175.76	\$23.6227	4,151.92	\$0.0000	\$4,151.92	\$23.6227	\$0.0000	\$23.6227	\$0.0000	\$0.0000	\$0.0000	\$23.6227
53.	Phillips	Coastal	Phillips	07/01/99	F06	1,213.14	\$18.8900	22,916.19	\$0.0000	\$22,916.19	\$18.8900	\$0.0000	\$18.8900	\$0.0000	\$0.0000	\$0.0000	\$18.8900
54.	Phillips	Coastal	Phillips	07/02/99	F06	1,064.63	\$18.8900	20,110.87	\$0.0000	\$20,110.87	\$18.8900	\$0.0000	\$18.8900	\$0.0000	\$0.0000	\$0.0000	\$18.8900
55.	Phillips	Coastal	Phillips	07/06/99	F06	1,058.95	\$19.1900	20,321.25	\$0.0000	\$20,321.25	\$19.1900	\$0.0000	\$19.1900	\$0.0000	\$0.0000	\$0.0000	\$19.1900
56.	Phillips	Coastal	Phillips	07/07/99	F06	1,065.53	\$19.1900	20,447.53	\$0.0000	\$20,447.53	\$19.1900	\$0.0000	\$19.1900	\$0.0000	\$0.0000	\$0.0000	\$19.1900
57.	Phillips	Coastal	Phillips	07/08/99	F06	1,063.54	\$19.1900	20,409.35	\$0.0000	\$20,409.35	\$19.1900	\$0.0000	\$19.1900	\$0.0000	\$0.0000	\$0.0000	\$19.1900
58.	Phillips	Coastal	Phillips	07/09/99	F06	1,064.02	\$19.1900	20,418.54	\$0.0000	\$20,418.54	\$19.1900	\$0.0000	\$19.1900	\$0.0000	\$0.0000	\$0.0000	\$19.1900
59.	Phillips	Coastal	Phillips	07/12/99	F06	1,217.47	\$19.6400	23,911.12	\$0.0000	\$23,911.12	\$19.6400	\$0.0000	\$19.6400	\$0.0000	\$0.0000	\$0.0000	\$19.6400
60.	Phillips	Coastal	Phillips	07/13/99	F06	910.74	\$19.6400	17,886.94	\$0.0000	\$17,886.94	\$19.6400	\$0.0000	\$19.6400	\$0.0000	\$0.0000	\$0.0000	\$19.6400
61.	Phillips	Coastal	Phillips	07/14/99	F06	1,068.91	\$19.6400	20,993.39	\$0.0000	\$20,993.39	\$19.6400	\$0.0000	\$19.6400	\$0.0000	\$0.0000	\$0.0000	\$19.6400
62.	Phillips	Coastal	Phillips	07/15/99	F06	1,080.83	\$19.6400	21,227.50	\$0.0000	\$21,227.50	\$19.6400	\$0.0000	\$19.6400	\$0.0000	\$0.0000	\$0.0000	\$19.6400
63.	Phillips	Coastal	Phillips	07/16/99	F06	1,070.90	\$19.6400	21,032.49	\$0.0000	\$21,032.49	\$19.6400	\$0.0000	\$19.6400	\$0.0000	\$0.0000	\$0.0000	\$19.6400
64.	Phillips	Coastal	Phillips	07/19/99	F06	1,075.62	\$20.6900	22,254.60	\$0.0000	\$22,254.60	\$20.6900	\$0.0000	\$20.6900	\$0.0000	\$0.0000	\$0.0000	\$20.6900
65.	Hookers Point	Coastal	Hookers Point	07/26/99	F06	90,857.63	\$17.6100	1,600,002.86	\$0.0000	\$1,600,002.86	\$17.6100	\$0.0000	\$17.6100	\$0.0000	\$0.0000	\$0.0000	\$17.6100

**MONTHLY REPORT OF COST AND QUALITY OF FUEL OIL FOR ELECTRIC PLANTS
REPORT OF ADJUSTMENTS TO PREVIOUS OIL DELIVERIES**

1. Reporting Month: July Year: 1999

2. Reporting Company: Tampa Electric Company

3. Name, Title & Telephone Number of Contact Person Concerning Data
Submitted on this Form: Jeffrey Chronister, Director Financial Reporting
(813) - 228 - 1609

4. Signature of Official Submitting Report: 
Jeffrey Chronister, Director Financial Reporting

6. Date Completed: September 15, 1999

Line No. (a)	Month Reported (b)	Form Plant Name (c)	Supplier (d)	Original Line Number (e)	Old Volume (Bbbs) (f)	Form No. (g)	Column Designator & Title (h)	Old Value (i)	New Value (j)	New Delivered Price (k)	Reason for Revision (l)
1.	June 1999	Big Bend	Central	23.	706.51	423-1(a)	Column (i) Invoice Amount	13,966.01	13,971.93	\$19.7760	Price Adjustment
2.	April 1999	Polk	Coastal	50.	2,131.93	423-1(a)	Column (i) Invoice Amount	45,703.05	45,693.45	\$21.4329	Price Adjustment
3.	April 1999	Polk	Coastal	56.	1,064.14	423-1(a)	Column (i) Invoice Amount	23,035.95	23,035.93	\$21.6475	Price Adjustment
4.	May 1999	Polk	Coastal	32.	2,115.11	423-1(a)	Column (i) Invoice Amount	44,232.18	44,231.91	\$20.9123	Price Adjustment
5.	April 1999	Phillips	Coastal	75.	435.59	423-1(a)	Column (i) Invoice Amount	7,585.68	7,596.67	\$17.4400	Price Adjustment
6.											
7.											
8.											
9.											
10.											
11.											
12.											
13.											
14.											
15.											

** SPECIFIED CONFIDENTIAL **

FPSC Form 423-2

MONTHLY REPORT OF COST AND QUALITY OF COAL FOR ELECTRIC PLANTS
ORIGIN, TONNAGE, DELIVERED PRICE AND AS RECEIVED QUALITY

1. Reporting Month: July Year: 1999

2. Reporting Company: Tampa Electric Company

3. Plant Name: Electro-Coal Transfer Facility - Big Bend Station (1)

4. Name, Title & Telephone Number of Contact Person Concerning Data
Submitted on this Form: Jeffrey Chronister, Director Financial Reporting
(813) 228 - 1609

5. Signature of Official Submitting Form:


Jeffrey Chronister, Director Financial Reporting

6. Date Completed: September 15, 1999

Line No. (a)	Supplier Name (b)	Mine Location (c)	Purchase Type (d)	Transport Mode (e)	Tons (f)	Effective Purchase Price (\$/Ton) (g)	Total Transport Charges (\$/Ton) (h)	Delivered Price Transfer Facility (\$/Ton) (i)	As Received Coal Quality			
									Sulfur Content % (j)	BTU Content (BTU/lb) (k)	Ash Content % (l)	Moisture Content % (m)
1.	Zeigler Coal	10,IL,145,157	LTC	RB	105,002.50	\$44.589	\$0.000	\$44.589	3.06	10,960	9.64	12.79
2.	Peabody Development	10,IL,165	LTC	RB	18,939.50	\$31.050	\$6.290	\$37.340	1.71	12,293	7.71	9.38
3.	Peabody Development	9,KY,225	S	RB	22,255.00	\$21.500	\$6.290	\$27.790	2.88	11,671	9.28	10.30
4.	AMCI Export	55,Indonesia,999	S	OB	78,004.00	\$24.010	\$1.560	\$25.570	0.11	9,450	0.87	24.59

(1) As Electro-Coal Transfer Facility is a central storage site for coal prior to its delivery to the power plant, the coal from suppliers noted on this schedule is usually delivered to Big Bend Station but could ultimately be delivered to Gannon Station or Polk Station.

** SPECIFIED CONFIDENTIAL **

FPSC Form 423-2(a)

MONTHLY REPORT OF COST AND QUALITY OF COAL FOR ELECTRIC PLANTS
DETAILED PURCHASED COAL INVOICE INFORMATION

1. Reporting Month: July Year: 1999

2. Reporting Company: Tampa Electric Company

3. Plant Name: Electro-Coal Transfer Facility - Big Bend Station (1)

4. Name, Title & Telephone Number of Contact Person Concerning Data
Submitted on this Form: Jeffrey Chronister, Director Financial Reporting
(813) - 228 - 1609

5. Signature of Official Submitting Form: 
Jeffrey Chronister, Director Financial Reporting

6. Date Completed: September 15, 1999

Line No. (a)	Supplier Name (b)	Mine Location (c)	Purchase Type (d)	Tons (e)	F.O.B.(2) Mine Price (\$/Ton) (f)	Shorthaul & Loading Charges (\$/Ton) (g)	Original Invoice Price (\$/Ton) (h)	Retro- active Price Adjustments (\$/Ton) (i)	Base Price (\$/Ton) (j)	Quality Adjust- ments (\$/Ton) (k)	Effective Purchase Price (\$/Ton) (l)
1.	Zeigler Coal	10,IL,145,157	LTC	105,002.50	N/A	\$0.000	\$44.589	\$0.000	\$44.589	\$0.000	\$44.589
2.	Peabody Development	10,IL,165	LTC	18,939.50	N/A	\$0.000	\$31.050	\$0.000	\$31.050	\$0.000	\$31.050
3.	Peabody Development	9,KY,225	S	22,255.00	N/A	\$0.000	\$21.500	\$0.000	\$21.500	\$0.000	\$21.500
4.	AMCI Export	55,Indonesia,999	S	78,004.00	N/A	\$0.000	\$24.010	\$0.000	\$24.010	\$0.000	\$24.010

(1) As Electro-Coal Transfer Facility is a central storage site for coal prior to its delivery to the power plant, the coal from suppliers noted on this schedule is usually delivered to Big Bend Station but could ultimately be delivered to Gannon Station or Polk Station.

(2) Tampa Electric purchases coal F.O.B. shipping point or F.O.B. destination.

** SPECIFIED CONFIDENTIAL **

FPSC Form 423-2(b)

MONTHLY REPORT OF COST AND QUALITY OF COAL FOR ELECTRIC PLANTS
DETAIL OF TRANSPORTATION CHARGES

1. Reporting Month: July Year: 1999

2. Reporting Company: Tampa Electric Company

3. Plant Name: Electro-Coal Transfer Facility - Big Bend Station (1)

4. Name, Title & Telephone Number of Contact Person Concerning Data
Submitted on this Form: Jeffrey Chronister, Director Financial Reporting
(813) 228 - 1609

5. Signature of Official Submitting Form: 
Jeffrey Chronister, Director Financial Reporting

6. Date Completed: September 15, 1999

Line No. (a)	Supplier Name (b)	Mine Location (c)	Shipping Point (d)	Transport Mode (e)	Tons (f)	(2) Effective Purchase Price (\$/Ton) (g)	Add'l Shorthaul & Loading Charges (\$/Ton) (h)	Rail Charges		Waterborne Charges					Total Transportation Charges (\$/Ton) (p)	Delivered Price Transfer Facility (\$/Ton) (q)	
								Rail Rate (\$/Ton) (i)	Other Rail Charges (\$/Ton) (j)	River Barge Rate (\$/Ton) (k)	Trans-loading Rate (\$/Ton) (l)	Ocean Barge Rate (\$/Ton) (m)	Other Water Charges (\$/Ton) (n)	Other Related Charges (\$/Ton) (o)			
1.	Zeigler Coal	10,IL,145,157	Randolph & Perry Cnty, IL	RB	105,002.50	\$44.589	\$0.000	\$0.000	\$0.000	\$0.000	\$0.000	\$0.000	\$0.000	\$0.000	\$0.000	\$0.000	\$44.589
2.	Peabody Development	10,IL,165	Saline Cnty, IL	RB	18,939.50	\$31.050	\$0.000	\$0.000	\$0.000	\$6.290	\$0.000	\$0.000	\$0.000	\$0.000	\$0.000	\$6.290	\$37.340
3.	Peabody Development	9,KY,225	Union Cnty, Ky	RB	22,255.00	\$21.500	\$0.000	\$0.000	\$0.000	\$6.290	\$0.000	\$0.000	\$0.000	\$0.000	\$0.000	\$6.290	\$27.790
4.	AMCI Export	55,Indonesia,999	Kalimantan/Republic of Indonesia	OB	78,004.00	\$24.010	\$0.000	\$0.000	\$0.000	\$0.000	\$1.560	\$0.000	\$0.000	\$0.000	\$0.000	\$1.560	\$25.570

(1) As Electro-Coal Transfer Facility is a central storage site for coal prior to its delivery to the power plant, the coal from suppliers noted on this schedule is usually delivered to Big Bend Station but could ultimately be delivered to Gannon Station or Polk Station.

(2) Tampa Electric purchases coal F.O.B. shipping point or F.O.B. destination.

**** SPECIFIED CONFIDENTIAL ****

FPSC Form 423-2

MONTHLY REPORT OF COST AND QUALITY OF COAL FOR ELECTRIC PLANTS
ORIGIN, TONNAGE, DELIVERED PRICE AND AS RECEIVED QUALITY

1. Reporting Month: July Year: 1999

2. Reporting Company: Tampa Electric Company

3. Plant Name: Electro-Coal Transfer Facility - Gannon Station (1)

4. Name, Title & Telephone Number of Contact Person Concerning Data
Submitted on this Form: Jeffrey Chronister, Director Financial Reporting
(813) 228 - 1609

5. Signature of Official Submitting Form: 
Jeffrey Chronister, Director Financial Reporting

6. Date Completed: September 15, 1999

Line No. (a)	Supplier Name (b)	Mine Location (c)	Purchase Type (d)	Transport Mode (e)	Tons (f)	Effective Purchase Price (\$/Ton) (g)	Total Transport Charges (\$/Ton) (h)	Delivered Price Transfer Facility (\$/Ton) (i)	As Received Coal Quality			
									Sulfur Content % (j)	BTU Content (BTU/lb) (k)	Ash Content % (l)	Moisture Content % (m)
1.	Sugar Camp	10,IL,059	LTC	RB	23,956.90	\$26.341	\$6.030	\$32.371	2.49	12,883	8.19	6.85
2.	Peabody Development	19,WY,05	S	RB	29,305.33	\$4.550	\$17.600	\$22.150	0.20	8,735	4.72	27.79
3.	Jader Fuel Co	10,IL,165	S	RB	23,680.30	\$23.850	\$6.030	\$29.880	3.31	12,399	11.19	6.19
4.	American Coal	10,IL,165	LTC	RB	80,021.00	\$27.300	\$4.600	\$31.900	1.23	12,257	6.74	10.40
5.	Sugar Camp	10,IL,059	S	RB	16,781.80	\$24.500	\$6.030	\$30.530	3.03	12,656	9.99	5.73

(1) As Electro-Coal Transfer Facility is a central storage site for coal prior to its delivery to the power plant, the coal from suppliers noted on this schedule is usually delivered to Gannon Station but could ultimately be delivered to Big Bend Station or Polk Station.

**** SPECIFIED CONFIDENTIAL ****

FPSC Form 423-2(a)

**MONTHLY REPORT OF COST AND QUALITY OF COAL FOR ELECTRIC PLANTS
DETAILED PURCHASED COAL INVOICE INFORMATION**

1. Reporting Month: July Year: 1999

2. Reporting Company: Tampa Electric Company

3. Plant Name: Electro-Coal Transfer Facility - Gannon Station (1)

4. Name, Title & Telephone Number of Contact Person Concerning Data
Submitted on this Form: Jeffrey Chronister, Director Financial Reporting
(813) 228 - 1609

5. Signature of Official Submitting Form: 
Jeffrey Chronister, Director Financial Reporting

6. Date Completed: September 15, 1999

Line No. (a)	Supplier Name (b)	Mine Location (c)	Purchase Type (d)	Tons (e)	F.O.B.(2) Mine Price (\$/Ton) (f)	Shorthaul & Loading Charges (\$/Ton) (g)	Original Invoice Price (\$/Ton) (h)	Retro-active Price Adjustments (\$/Ton) (i)	Base Price (\$/Ton) (j)	Quality Adjust-ments (\$/Ton) (k)	Effective Purchase Price (\$/Ton) (l)
1.	Sugar Camp	10,IL,059	LTC	23,956.90	N/A	\$0.000	\$26.500	(\$0.159)	\$26.341	\$0.000	\$26.341
2.	Peabody Development	19,WY,05	S	29,305.33	N/A	\$0.000	\$4.550	\$0.000	\$4.550	\$0.000	\$4.550
3.	Jader Fuel Co	10,IL,165	S	23,680.30	N/A	\$0.000	\$24.000	(\$0.150)	\$23.850	\$0.000	\$23.850
4.	American Coal	10,IL,165	LTC	80,021.00	N/A	\$0.000	\$27.300	\$0.000	\$27.300	\$0.000	\$27.300
5.	Sugar Camp	10,IL,059	S	16,781.80	N/A	\$0.000	\$24.500	\$0.000	\$24.500	\$0.000	\$24.500

(1) As Electro-Coal Transfer Facility is a central storage site for coal prior to its delivery to the power plant, the coal from suppliers noted on this schedule is usually delivered to Gannon Station but could ultimately be delivered to Big Bend Station or Polk Station.

(2) Tampa Electric purchases coal F.O.B. shipping point or F.O.B. destination.

** SPECIFIED CONFIDENTIAL **

FPSC Form 423-2(b)

MONTHLY REPORT OF COST AND QUALITY OF COAL FOR ELECTRIC PLANTS
DETAIL OF TRANSPORTATION CHARGES


1. Reporting Month: July Year: 1999

2. Reporting Company: Tampa Electric Company

3. Plant Name: Electro-Coal Transfer Facility - Gannon Station (1)

4. Name, Title & Telephone Number of Contact Person Concerning Data
Submitted on this Form: Jeffrey Chronister, Director Financial Reporting
(813) 228 - 1609

5. Signature of Official Submitting Form:



Jeffrey Chronister, Director Financial Reporting

6. Date Completed: September 15, 1999

Line No. (a)	Supplier Name (b)	Mine Location (c)	Shipping Point (d)	Transport Mode (e)	Tons (f)	(2) Effective Purchase Price (\$/Ton) (g)	Add'l Shorthaul & Loading Charges (\$/Ton) (h)	Rail Charges		Waterborne Charges					Total Transportation Charges (\$/Ton) (p)	Delivered Price Transfer Facility (\$/Ton) (q)
								Rail Rate (\$/Ton) (i)	Other Rail Charges (\$/Ton) (j)	River Barge Rate (\$/Ton) (k)	Trans-loading Rate (\$/Ton) (l)	Ocean Barge Rate (\$/Ton) (m)	Other Water Charges (\$/Ton) (n)	Other Related Charges (\$/Ton) (o)		
1.	Sugar Camp	10,IL,059	Gallatin Cnty, IL	RB	23,956.90	\$26.341	\$0.000	\$0.000	\$0.000	\$6.030	\$0.000	\$0.000	\$0.000	\$0.000	\$6.030	\$32.371
2.	Peabody Development	19,WY,05	Campbell Cnty, Wy	RB	29,305.33	\$4.550	\$0.000	\$13.000	\$0.000	\$4.600	\$0.000	\$0.000	\$0.000	\$0.000	\$17.600	\$22.150
3.	Jader Fuel Co	10,IL,165	Saline Cnty, IL	RB	23,680.30	\$23.850	\$0.000	\$0.000	\$0.000	\$6.030	\$0.000	\$0.000	\$0.000	\$0.000	\$6.030	\$29.880
4.	American Coal	10,IL,165	Saline Cnty, IL	RB	80,021.00	\$27.300	\$0.000	\$0.000	\$0.000	\$4.600	\$0.000	\$0.000	\$0.000	\$0.000	\$4.600	\$31.900
5.	Sugar Camp	10,IL,059	Gallatin Cnty, IL	RB	16,781.80	\$24.500	\$0.000	\$0.000	\$0.000	\$6.030	\$0.000	\$0.000	\$0.000	\$0.000	\$6.030	\$30.530

(1) As Electro-Coal Transfer Facility is a central storage site for coal prior to its delivery to the power plant, the coal from suppliers noted on this schedule is usually delivered to Gannon Station but could ultimately be delivered to Big Bend Station or Polk Station.

(2) Tampa Electric purchases coal F.O.B. shipping point or F.O.B. destination.

** SPECIFIED CONFIDENTIAL **

MONTHLY REPORT OF COST AND QUALITY OF COAL FOR ELECTRIC PLANTS
ORIGIN, TONNAGE, DELIVERED PRICE AND AS RECEIVED QUALITY

FPSC Form 423-2

1. Reporting Month: July Year: 1999

2. Reporting Company: Tampa Electric Company

3. Plant Name: Electro-Coal Transfer Facility - Polk Station (1)

4. Name, Title & Telephone Number of Contact Person Concerning Data
Submitted on this Form: Jeffrey Chronister, Director Financial Reporting
(813) - 228 - 1609

5. Signature of Official Submitting Form: 
Jeffrey Chronister, Director Financial Reporting

6. Date Completed: September 15, 1999

Line No. (a)	Supplier Name (b)	Mine Location (c)	Purchase Type (d)	Transport Mode (e)	Tons (f)	Effective Purchase Price (\$/Ton) (g)	Total Transport Charges (\$/Ton) (h)	Delivered Price Transfer Facility (\$/Ton) (i)	As Received Coal Quality			
									Sulfur Content % (j)	BTU Content (BTU/lb) (k)	Ash Content % (l)	Moisture Content % (m)
1.	Consolidation Coal	3,W.VA.,061	S	RB	27,005.69	\$26.028	\$8.000	\$34.028	2.10	13,310	7.52	4.86

(1) As Electro-Coal Transfer Facility is a central storage site for coal prior to its delivery to the power plant, the coal from suppliers noted on this schedule is usually delivered to Polk Station but could ultimately be delivered to Big Bend Station or Gannon Station.

**** SPECIFIED CONFIDENTIAL ****

MONTHLY REPORT OF COST AND QUALITY OF COAL FOR ELECTRIC PLANTS
DETAILED PURCHASED COAL INVOICE INFORMATION

FPSC Form 423-2(a)

1. Reporting Month: July Year: 1999

2. Reporting Company: Tampa Electric Company

3. Plant Name: Electro-Coal Transfer Facility - Polk Station (1)

4. Name, Title & Telephone Number of Contact Person Concerning Data
Submitted on this Form: Jeffrey Chronister, Director Financial Reporting
(813) - 228 - 1609

5. Signature of Official Submitting Form: 
Jeffrey Chronister, Director Financial Reporting

6. Date Completed: September 15, 1999

Line No. (a)	Supplier Name (b)	Mine Location (c)	Purchase Type (d)	Tons (e)	F.O.B. Mine Price (\$/Ton) (f)	Shorthaul & Loading Charges (\$/Ton) (g)	Original Invoice Price (\$/Ton) (h)	Retro-active Price Adjustments (\$/Ton) (i)	Base Price (\$/Ton) (j)	Quality Adjustments (\$/Ton) (k)	Effective Purchase Price (\$/Ton) (l)
1.	Consolidation Coal	3,W.VA.,061	S	27,005.69	N/A	\$0.000	\$26.028	\$0.000	\$26.028	\$0.000	\$26.028

(1) As Electro-Coal Transfer Facility is a central storage site for coal prior to its delivery to the power plant, the coal from suppliers noted on this schedule is usually delivered to Polk Station but could ultimately be delivered to Big Bend Station or Gannon Station.

** SPECIFIED CONFIDENTIAL **

MONTHLY REPORT OF COST AND QUALITY OF COAL FOR ELECTRIC PLANTS
DETAIL OF TRANSPORTATION CHARGES

FPSC Form 423-2(b)

1. Reporting Month: July Year: 1999

2. Reporting Company: Tampa Electric Company

3. Plant Name: Electro-Coal Transfer Facility - Polk Station (1)

4. Name, Title & Telephone Number of Contact Person Concerning Data
Submitted on this Form: Jeffrey Chronister, Director Financial Reporting
(813) - 228 - 1609

5. Signature of Official Submitting Form: 
Jeffrey Chronister, Director Financial Reporting

6. Date Completed: September 15, 1999

Line No. (a)	Supplier Name (b)	Mine Location (c)	Shipping Point (d)	Transport Mode (e)	Tons (f)	(2) Effective Purchase Price (\$/Ton) (g)	Add'l Shorthaul & Loading Charges (\$/Ton) (h)	Rail Charges		Waterborne Charges					Total Transportation Charges (\$/Ton) (p)	Delivered Price Transfer Facility (\$/Ton) (q)
								Rail Rate (\$/Ton) (i)	Other Rail Charges (\$/Ton) (j)	River Barge Rate (\$/Ton) (k)	Trans-loading Rate (\$/Ton) (l)	Ocean Barge Rate (\$/Ton) (m)	Other Water Charges (\$/Ton) (n)	Other Related Charges (\$/Ton) (o)		
1.	Consolidation Coal	3,W.VA.,061	Monongalia County, W.VA.	RB	27,005.69	\$26.028	\$0.000	\$0.000	\$0.000	\$8.000	\$0.000	\$0.000	\$0.000	\$0.000	\$8.000	\$34.028

(1) As Electro-Coal Transfer Facility is a central storage site for coal prior to its delivery to the power plant, the coal from suppliers noted on this schedule is usually delivered to Polk Station but could ultimately be delivered to Big Bend Station or Gannon Station.

** SPECIFIED CONFIDENTIAL **

FPSC Form 423-2

MONTHLY REPORT OF COST AND QUALITY OF COAL FOR ELECTRIC PLANTS
ORIGIN, TONNAGE, DELIVERED PRICE AND AS RECEIVED QUALITY

1. Reporting Month: July Year: 1999
2. Reporting Company: Tampa Electric Company
3. Plant Name: Big Bend Station

4. Name, Title & Telephone Number of Contact Person Concerning Data
Submitted on this Form: Jeffrey Chronister, Director Financial Reporting
(813) 228 - 1609

5. Signature of Official Submitting Form: 
Jeffrey Chronister, Director Financial Reporting

6. Date Completed: September 15, 1999

Line No. (a)	Supplier Name (b)	Mine Location (c)	Purchase Type (d)	Transport Mode (e)	Tons (f)	Effective Purchase Price (\$/Ton) (g)	Total Transport Charges (\$/Ton) (h)	FOB Plant Price (\$/Ton) (i)	As Received Coal Quality			
									Sulfur Content % (j)	BTU Content (BTU/lb) (k)	Ash Content % (l)	Moisture Content % (m)
1.	Transfer Facility	N/A	N/A	OB	175,238.00	\$34.952	\$10.029	\$44.981	2.67	11,660	8.76	11.24

** SPECIFIED CONFIDENTIAL **

FPSC Form 423-2(a)

MONTHLY REPORT OF COST AND QUALITY OF COAL FOR ELECTRIC PLANTS
DETAILED PURCHASED COAL INVOICE INFORMATION

1. Reporting Month: July Year: 1999

2. Reporting Company: Tampa Electric Company

3. Plant Name: Big Bend Station

4. Name, Title & Telephone Number of Contact Person Concerning Data

Submitted on this Form: Jeffrey Chronister, Director Financial Reporting
(813) 228 - 1609

5. Signature of Official Submitting Form:


Jeffrey Chronister, Director Financial Reporting

6. Date Completed: September 15, 1999

Line No. (a)	Supplier Name (b)	Mine Location (c)	Purchase Type (d)	Tons (e)	F.O.B. Mine Price (\$/Ton) (f)	Shorthaul & Loading Charges (\$/Ton) (g)	Original Invoice Price (\$/Ton) (h)	Retro-active Price Adjustments (\$/Ton) (i)	Base Price (\$/Ton) (j)	Quality Adjustments (\$/Ton) (k)	Effective Purchase Price (\$/Ton) (l)
1.	Transfer Facility	N/A	N/A	175,238.00	N/A	\$0.000	\$34.952	\$0.000	\$34.952	\$0.000	\$34.952

** SPECIFIED CONFIDENTIAL **

FPSC Form 423-2(b)

MONTHLY REPORT OF COST AND QUALITY OF COAL FOR ELECTRIC PLANTS
DETAIL OF TRANSPORTATION CHARGES

1. Reporting Month: July Year: 1999

2. Reporting Company: Tampa Electric Company

3. Plant Name: Big Bend Station

4. Name, Title & Telephone Number of Contact Person Concerning Data
Submitted on this Form: Jeffrey Chronister, Director Financial Reporting
(813) 228 - 1609

5. Signature of Official Submitting Form: 
Jeffrey Chronister, Director Financial Reporting

6. Date Completed: September 15, 1999

Line No. (a)	Supplier Name (b)	Mine Location (c)	Shipping Point (d)	Transport Mode (e)	Tons (f)	Effective Purchase Price (\$/Ton) (g)	Add'l Shorthaul & Loading Charges (\$/Ton) (h)	Rail Charges		Waterborne Charges				Total Transportation Charges (\$/Ton) (p)	FOB Plant Price (\$/Ton) (q)
								Rail Rate (\$/Ton) (i)	Other Rail Charges (\$/Ton) (j)	River Barge Rate (\$/Ton) (k)	Trans-loading Rate (\$/Ton) (l)	Ocean Barge Rate (\$/Ton) (m)	Other Water Charges (\$/Ton) (n)		
1.	Transfer Facility	N/A	Davant, La.	OB	175,238.00	\$34.952	\$0.000	\$0.000	\$0.000	\$0.000	\$0.000	\$0.000	\$0.000	\$10.029	\$44.981

** SPECIFIED CONFIDENTIAL **

FPSC Form 423-2

MONTHLY REPORT OF COST AND QUALITY OF COAL FOR ELECTRIC PLANTS
ORIGIN, TONNAGE, DELIVERED PRICE AND AS RECEIVED QUALITY

1. Reporting Month: July Year: 1999
2. Reporting Company: Tampa Electric Company
3. Plant Name: Gannon Station

4. Name, Title & Telephone Number of Contact Person Concerning Data
Submitted on this Form: Jeffrey Chronister, Director Financial Reporting
(813) 228 - 1609

5. Signature of Official Submitting Form: 
Jeffrey Chronister, Director Financial Reporting

6. Date Completed: September 15, 1999

Line No. (a)	Supplier Name (b)	Mine Location (c)	Purchase Type (d)	Transport Mode (e)	Tons (f)	Effective Purchase Price (\$/Ton) (g)	Total Transport Charges (\$/Ton) (h)	FOB Plant Price (\$/Ton) (i)	As Received Coal Quality			
									Sulfur Content % (j)	BTU Content (BTU/lb) (k)	Ash Content % (l)	Moisture Content % (m)
1.	Transfer Facility	N/A	N/A	OB	209,210.00	\$29.770	\$10.023	\$39.793	1.17	11,215	6.97	15.52
2.	Gatliff Coal	8,KY,235	LTC	UR	8,535.00	\$44.560	\$19.160	\$63.720	1.03	12,548	7.61	8.34
3.	Gatliff Coal	8,KY,195	LTC	UR	27,668.00	\$44.560	\$19.160	\$63.720	1.38	12,607	8.13	7.57

** SPECIFIED CONFIDENTIAL **

FPSC Form 423-2(a)

MONTHLY REPORT OF COST AND QUALITY OF COAL FOR ELECTRIC PLANTS
DETAILED PURCHASED COAL INVOICE INFORMATION

1. Reporting Month: July Year: 1999

2. Reporting Company: Tampa Electric Company

3. Plant Name: Gannon Station

4. Name, Title & Telephone Number of Contact Person Concerning Data
Submitted on this Form: Jeffrey Chronister, Director Financial Reporting
(813) 228 - 1609

5. Signature of Official Submitting Form: 
Jeffrey Chronister, Director Financial Reporting

6. Date Completed: September 15, 1999

Line No. (a)	Supplier Name (b)	Mine Location (c)	Purchase Type (d)	Tons (e)	F.O.B. Mine Price (\$/Ton) (f)	Shorthaul & Loading Charges (\$/Ton) (g)	Original Invoice Price (\$/Ton) (h)	Retro-active Price Adjustments (\$/Ton) (i)	Base Price (\$/Ton) (j)	Quality Adjustments (\$/Ton) (k)	Effective Purchase Price (\$/Ton) (l)
1.	Transfer Facility	N/A	N/A	209,210.00	N/A	\$0.000	\$29.770	\$0.000	\$29.770	\$0.000	\$29.770
2.	Gatliff Coal	8,KY,235	LTC	8,535.00	N/A	\$0.000	\$44.560	\$0.000	\$44.560	\$0.000	\$44.560
3.	Gatliff Coal	8,KY,195	LTC	27,668.00	N/A	\$0.000	\$44.560	\$0.000	\$44.560	\$0.000	\$44.560

** SPECIFIED CONFIDENTIAL **

FPSC Form 423-2(b)

MONTHLY REPORT OF COST AND QUALITY OF COAL FOR ELECTRIC PLANTS
DETAIL OF TRANSPORTATION CHARGES

- 1. Reporting Month: July Year: 1999
- 2. Reporting Company: Tampa Electric Company
- 3. Plant Name: Gannon Station

4. Name, Title & Telephone Number of Contact Person Concerning Data
Submitted on this Form: Jeffrey Chronister, Director Financial Reporting
(813) 228 - 1609

5. Signature of Official Submitting Form: 
Jeffrey Chronister, Director Financial Reporting

6. Date Completed: September 15, 1999

Line No. (a)	Supplier Name (b)	Mine Location (c)	Shipping Point (d)	Transport Mode (e)	Tons (f)	Effective Purchase Price (\$/Ton) (g)	Add'l Shorthaul & Loading Charges (\$/Ton) (h)	Rail Charges		Waterborne Charges					Total Transportation Charges (\$/Ton) (p)	FOB Plant Price (\$/Ton) (q)	
								Rail Rate (\$/Ton) (i)	Other Rail Charges (\$/Ton) (j)	River Barge Rate (\$/Ton) (k)	Trans-loading Rate (\$/Ton) (l)	Ocean Barge Rate (\$/Ton) (m)	Other Water Charges (\$/Ton) (n)	Other Related Charges (\$/Ton) (o)			
1.	Transfer Facility	N/A	Davant, La.	OB	209,210.00	\$29.770	\$0.000	\$0.000	\$0.000	\$0.000	\$0.000	\$0.000	\$0.000	\$0.000	\$0.000	\$10.023	\$39.793
2.	Galliff Coal	8,KY,235	Whitley Cnty, KY	UR	8,535.00	\$44.560	\$0.000	\$19.160	\$0.000	\$0.000	\$0.000	\$0.000	\$0.000	\$0.000	\$0.000	\$19.160	\$63.720
3.	Galliff Coal	8,KY,195	Pike Cnty, KY	UR	27,668.00	\$44.560	\$0.000	\$19.160	\$0.000	\$0.000	\$0.000	\$0.000	\$0.000	\$0.000	\$0.000	\$19.160	\$63.720

** SPECIFIED CONFIDENTIAL **

FPSC Form 423-2

MONTHLY REPORT OF COST AND QUALITY OF COAL FOR ELECTRIC PLANTS
ORIGIN, TONNAGE, DELIVERED PRICE AND AS RECEIVED QUALITY

1. Reporting Month: July Year: 1999

2. Reporting Company: Tampa Electric Company

3. Plant Name: Polk Station

4. Name, Title & Telephone Number of Contact Person Concerning Data
Submitted on this Form: Jeffrey Chronister, Director Financial Reporting
(813) 228 - 1609

5. Signature of Official Submitting Form: 
Jeffrey Chronister, Director Financial Reporting

6. Date Completed: September 15, 1999

Line No. (a)	Supplier Name (b)	Mine Location (c)	Purchase Type (d)	Transport Mode (e)	Tons (f)	Effective Purchase Price (\$/Ton) (g)	Total Transport Charges (\$/Ton) (h)	FOB Plant Price (\$/Ton) (i)	As Received Coal Quality			
									Sulfur Content % (j)	BTU Content (BTU/lb) (k)	Ash Content % (l)	Moisture Content % (m)
1.	Transfer facility	N/A	N/A	OB	59,932.00	\$28.837	\$13.041	\$41.878	2.45	11,432	5.85	13.26

** SPECIFIED CONFIDENTIAL **

FPSC Form 423-2(a)

MONTHLY REPORT OF COST AND QUALITY OF COAL FOR ELECTRIC PLANTS
DETAILED PURCHASED COAL INVOICE INFORMATION

1. Reporting Month: July Year: 1999

2. Reporting Company: Tampa Electric Company

3. Plant Name: Polk Station

4. Name, Title & Telephone Number of Contact Person Concerning Data
Submitted on this Form: Jeffrey Chronister, Director Financial Reporting
(813) 228 - 1609

5. Signature of Official Submitting Form: 
Jeffrey Chronister, Director Financial Reporting

6. Date Completed: September 15, 1999

Line No. (a)	Supplier Name (b)	Mine Location (c)	Purchase Type (d)	Tons (e)	F.O.B. Mine Price (\$/Ton) (f)	Shorthaul & Loading Charges (\$/Ton) (g)	Original Invoice Price (\$/Ton) (h)	Price Adjustments (\$/Ton) (i)	Retro-active Base Price (\$/Ton) (j)	Quality Adjustments (\$/Ton) (k)	Effective Purchase Price (\$/Ton) (l)
1.	Transfer facility	N/A	N/A	59,932.00	N/A	\$0.000	\$28.837	\$0.000	\$28.837	\$0.000	\$28.837

** SPECIFIED CONFIDENTIAL **

FPSC Form 423-2(b)

MONTHLY REPORT OF COST AND QUALITY OF COAL FOR ELECTRIC PLANTS
DETAIL OF TRANSPORTATION CHARGES

1. Reporting Month: July Year: 1999

2. Reporting Company: Tampa Electric Company

3. Plant Name: Polk Station

4. Name, Title & Telephone Number of Contact Person Concerning Data
Submitted on this Form: Jeffrey Chronister, Director Financial Reporting
(813) 228 - 1609

5. Signature of Official Submitting Form:  Jeffrey Chronister, Director Financial Reporting

6. Date Completed: September 15, 1999

Line No. (a)	Supplier Name (b)	Mine Location (c)	Shipping Point (d)	Transport Mode (e)	Tons (f)	Effective Purchase Price (\$/Ton) (g)	Add'l Shorthaul & Loading Charges (\$/Ton) (h)	Rail Charges		Waterborne Charges					Total Transportation Charges (\$/Ton) (p)	FOB Plant Price (\$/Ton) (q)
								Rail Rate (\$/Ton) (i)	Other Rail Charges (\$/Ton) (j)	River Barge Rate (\$/Ton) (k)	Trans-loading Rate (\$/Ton) (l)	Ocean Barge Rate (\$/Ton) (m)	Other Water Charges (\$/Ton) (n)	Other Related Charges (\$/Ton) (o)		
1.	Transfer facility	N/A	Davant, La.	OB	59,932.00	\$28.837	\$0.000	\$0.000	\$0.000	\$0.000	\$0.000	\$0.000	\$0.000	\$0.000	\$13.041	\$41.878

MONTHLY REPORT OF COST AND QUALITY OF COAL FOR ELECTRIC PLANTS
REPORT OF ADJUSTMENTS TO PREVIOUS COAL DELIVERED

1. Reporting Month: July Year: 1999

2. Reporting Company: Tampa Electric Company

3. Name, Title & Telephone Number of Contact Person Concerning Data
Submitted on this Form: Jeffrey Chronister, Director Financial Reporting
(813) 228 - 1609

4. Signature of Official Submitting Form: 
Jeffrey Chronister, Director Financial Reporting

5. Date Completed: September 15, 1999

Line No. (a)	Month Reported (b)	Form Plant Name (c)	Intended Generating Plant (d)	Supplier (e)	Original Line Number (f)	Old Volume Tons (g)	Form No. (h)	Column Designator & Title (i)	Old Value (j)	New Value (k)	Delivered Price Transfer Facility (\$/Ton) (l)	Reason for Revision (m)
1.	Apr 1999	Transfer Facility	Big Bend	Peabody Development	3.	75,357.00	423-2(a)	Col. (l) Retro-Price Adjustment	\$0.000	\$0.066	\$27.496	Price Adjustment
2.	Jun 1999	Transfer Facility	Gannon	American Coal	4.	69,350.00	423-2(a)	Col. (k) Quality Adjustment	\$0.000	(\$0.085)	\$31.545	Quality Adjustment
3.	Apr 1999	Transfer Facility	Gannon	Peabody Development	3.	29,019.38	423-2(a)	Col. (k) Quality Adjustment	\$0.000	(\$0.529)	\$21.351	Quality Adjustment
4.	Apr 1999	Transfer Facility	Gannon	Sugar Camp	5.	21,948.40	423-2(a)	Col. (k) Quality Adjustment	\$0.000	\$0.470	\$30.640	Quality Adjustment
5.	Apr 1999	Transfer Facility	Gannon	Sugar Camp	1.	45,250.70	423-2(a)	Col. (k) Quality Adjustment	\$0.000	\$1.550	\$33.666	Quality Adjustment
6.	May 1999	Transfer Facility	Gannon	Sugar Camp	5.	12,905.80	423-2(a)	Col. (k) Quality Adjustment	\$0.000	\$0.670	\$30.840	Quality Adjustment
7.	Jan 1999	Transfer Facility	Big Bend	Peabody Development	2.	28,460.50	423-2(a)	Col. (k) Quality Adjustment	\$0.000	\$3.060	\$39.783	Quality Adjustment
8.	Feb 1999	Transfer Facility	Big Bend	Peabody Development	2.	19,278.70	423-2(a)	Col. (k) Quality Adjustment	\$0.000	\$3.060	\$39.810	Quality Adjustment
9.	Mar 1999	Transfer Facility	Big Bend	Peabody Development	2.	42,794.00	423-2(a)	Col. (k) Quality Adjustment	\$0.000	\$3.060	\$39.810	Quality Adjustment
10.	Apr 1999	Transfer Facility	Big Bend	AMCI Corporation	6.	79,324.00	423-2(a)	Col. (k) Quality Adjustment	\$0.000	(\$0.625)	\$24.495	Quality Adjustment
11.	May 1999	Transfer Facility	Gannon	Jader Fuel Co	2.	12,533.90	423-2(a)	Col. (k) Quality Adjustment	\$0.000	\$0.328	\$31.298	Quality Adjustment
12.	May 1999	Transfer Facility	Gannon	Jader Fuel Co	3.	13,412.60	423-2(a)	Col. (k) Quality Adjustment	\$0.000	\$1.188	\$30.708	Quality Adjustment
13.	May 1999	Transfer Facility	Gannon	Sugar Camp	1.	77,059.70	423-2(a)	Col. (k) Quality Adjustment	\$0.000	\$1.940	\$33.951	Quality Adjustment
14.	May 1999	Transfer Facility	Big Bend	AMCI Corporation	4.	76,734.00	423-2(a)	Col. (k) Quality Adjustment	\$0.000	(\$0.910)	\$24.210	Quality Adjustment
15.	Apr 1998	Transfer Facility	Big Bend	Zeigler	1.	99,014.90	423-2(a)	Col. (k) Quality Adjustment	\$0.000	(\$0.040)	\$44.278	Quality Adjustment
16.	May 1998	Transfer Facility	Big Bend	Zeigler	1.	94,209.00	423-2(a)	Col. (k), Quality Adjustments	\$0.000	(\$0.040)	\$44.278	Quality Adjustment
17.	Jun 1998	Transfer Facility	Big Bend	Zeigler	1.	72,897.20	423-2(a)	Col. (k), Quality Adjustments	\$0.000	(\$0.040)	\$44.278	Quality Adjustment

MONTHLY REPORT OF COST AND QUALITY OF COAL FOR ELECTRIC PLANTS
REPORT OF ADJUSTMENTS TO PREVIOUS COAL DELIVERED

1. Reporting Month: July Year: 1999

2. Reporting Company: Tampa Electric Company

3. Name, Title & Telephone Number of Contact Person Concerning Data
Submitted on this Form: Jeffrey Chronister, Director Financial Reporting
(813) 228 - 1609

4. Signature of Official Submitting Form: 
Jeffrey Chronister, Director Financial Reporting

5. Date Completed: September 15, 1999

Line No. (a)	Month Reported (b)	Form Plant Name (c)	Intended Generating Plant (d)	Supplier (e)	Original Line Number (f)	Old Volume Tons (g)	Form No. (h)	Column Designator & Title (i)	Old Value (j)	New Value (k)	Delivered Price Facility (\$/Ton) (l)	Reason for Revision (m)
18.	Jul 1998	Transfer Facility	Big Bend	Zeigler	1.	124,087.20	423-2(a)	Col. (k), Quality Adjustments	\$0.000	(\$0.040)	\$44.117	Quality Adjustment
19.	Aug 1998	Transfer Facility	Big Bend	Zeigler	1.	74,121.10	423-2(a)	Col. (k), Quality Adjustments	\$0.000	(\$0.040)	\$44.117	Quality Adjustment
20.	Sep 1998	Transfer Facility	Big Bend	Zeigler	1.	23,588.50	423-2(a)	Col. (k), Quality Adjustments	\$0.000	(\$0.040)	\$44.117	Quality Adjustment
21.	Oct 1998	Transfer Facility	Big Bend	Zeigler	1.	9,665.40	423-2(a)	Col. (k), Quality Adjustments	\$0.000	(\$0.032)	\$43.875	Quality Adjustment
22.	Nov 1998	Transfer Facility	Big Bend	Zeigler	1.	158,045.30	423-2(a)	Col. (k), Quality Adjustments	\$0.000	(\$0.032)	\$41.711	Quality Adjustment
23.	Dec 1998	Transfer Facility	Big Bend	Zeigler	1.	148,338.70	423-2(a)	Col. (k), Quality Adjustments	\$0.000	(\$0.032)	\$41.688	Quality Adjustment
24.	Jan 1999	Transfer Facility	Big Bend	Zeigler	1.	118,699.50	423-2(a)	Col. (k), Quality Adjustments	\$0.000	(\$0.036)	\$44.128	Quality Adjustment
25.	Feb 1999	Transfer Facility	Big Bend	Zeigler	1.	80,770.80	423-2(a)	Col. (k), Quality Adjustments	\$0.000	(\$0.036)	\$44.153	Quality Adjustment
26.	Mar 1999	Transfer Facility	Big Bend	Zeigler	1.	91,517.00	423-2(a)	Col. (k), Quality Adjustments	\$0.000	(\$0.036)	\$44.153	Quality Adjustment
27.	Jun 1999	Transfer Facility	Gannon	Sugar Camp	1.	76,214.20	423-2(a)	Col. (k), Quality Adjustments	\$0.000	\$2.280	\$34.291	Quality Adjustment
28.	Apr 1998	Transfer Facility	Big Bend	Peabody Development	2.	3,544.90	423-2(a)	Col. (k), Quality Adjustments	\$2.900	\$2.680	\$40.268	Quality Adjustment
29.	May 1998	Transfer Facility	Big Bend	Peabody Development	2.	19,278.00	423-2(a)	Col. (k), Quality Adjustments	\$2.900	\$2.680	\$40.386	Quality Adjustment
30.	Jun 1998	Transfer Facility	Big Bend	Peabody Development	2.	29,850.70	423-2(a)	Col. (k), Quality Adjustments	\$2.900	\$2.680	\$40.200	Quality Adjustment
31.	Jul 1998	Transfer Facility	Big Bend	Peabody Development	2.	22,663.90	423-2(a)	Col. (k), Quality Adjustments	\$2.770	\$2.690	\$41.124	Quality Adjustment

MONTHLY REPORT OF COST AND QUALITY OF COAL FOR ELECTRIC PLANTS
REPORT OF ADJUSTMENTS TO PREVIOUS COAL DELIVERED

1. Reporting Month: July Year: 1999

2. Reporting Company: Tampa Electric Company

3. Name, Title & Telephone Number of Contact Person Concerning Data
Submitted on this Form: Jeffrey Chronister, Director Financial Reporting
(813) 228 - 1609

4. Signature of Official Submitting Form: 
Jeffrey Chronister, Director Financial Reporting

5. Date Completed: September 15, 1999

Line No. (a)	Month Reported (b)	Form Plant Name (c)	Intended Generating Plant (d)	Supplier (e)	Original Line Number (f)	Old Volume Tons (g)	Form No. (h)	Column Designator & Title (i)	Old Value (j)	New Value (k)	Delivered Price Transfer Facility (\$/Ton) (l)	Reason for Revision (m)
35.	Jun 1999	Transfer Facility	Gannon	Jader Fuel Co	2.	✓ 10,619.50	423-2(a)	Col. (k), Quality Adjustments	\$0.000	\$0.232	\$31.202	Quality Adjustment
36.	Apr 1999	Transfer Facility	Big Bend	Peabody Development	2.	/ 11,429.40	423-2(a)	Col. (l) Retro-Price Adjustment	\$0.000	\$0.150	\$36.830	Price Adjustment
37.	Apr 1999	Transfer Facility	Big Bend	Peabody Development	2.	✓ 11,429.40	423-2(a)	Col. (k), Quality Adjustments	\$0.000	\$3.067	\$39.897	Quality Adjustment
38.	May 1999	Transfer Facility	Big Bend	Peabody Development	2.	✓ 11,834.40	423-2(a)	Col. (k), Quality Adjustments	\$0.000	\$3.067	\$39.897	Quality Adjustment
39.	Jun 1999	Transfer Facility	Big Bend	Peabody Development	2.	✓ 20,790.40	423-2(a)	Col. (k), Quality Adjustments	\$0.000	\$3.067	\$39.897	Quality Adjustment
40.	Jan 1999	Transfer Facility	Big Bend	PT Adaro	5.	✓ 73,482.00	423-2(a)	Col. (l) Retro-Price Adjustment	(\$3.190)	\$0.000	\$31.350	Price Adjustment
41.	Jan 1999	Transfer Facility	Gannon	Sugar Camp	1.	✓ 61,038.00	423-2(a)	Col. (l) Retro-Price Adjustment	\$0.000	(\$0.157)	\$33.083	Price Adjustment
42.	Feb 1999	Transfer Facility	Gannon	American Coal	5.	✓ 100,150.00	423-2(a)	Col. (l) Retro-Price Adjustment	\$0.000	(\$0.015)	\$31.215	Price Adjustment