



Writer's Direct Dial:
(561) 691-7101

R. Wade Litchfield
Senior Attorney
Florida Authorized House Counsel
Florida Power & Light Company
700 Universe Boulevard
Juno Beach, FL 33408-0420
(561) 691-7103 (Facsimile)

ORIGINAL

September 8, 1999

VIA HAND DELIVERY

Blanca S. Bayó, Director
Division of Records and Reporting
Florida Public Service Commission
Betty Easley Conference Center
Room 110
2540 Shumard Oak Boulevard
Tallahassee, Florida 32399-0850

Re: **Docket No. 990001-EI; Monthly Fuel Filings**

Dear Ms. Bayó:

Enclosed herewith for filing is the original and five (5) copies of the following monthly fuel reports for FPL:

- (a) FPSC Forms 423-1, 423-1(a) edited, and 423-1(b) for the month of June 1999;
- (b) FPSC Forms 423-2, 423-2(a), and 423-2(b) for Plant Scherer for the month of May 1999; and
- (c) FPSC Forms 423-2, 423-2(a), and 423-2(b) for St. Johns River Power Park for the month of June 1999.

Wanderer

AFA _____
 APP _____
 CAF _____
 CMU _____
 CTR _____
 EAG I
 LEG I
 MAS _____
 OPC _____
 PAI _____
 SEC I
 WAW _____
 OTH _____

_____ FPL's Request for Confidential Classification of the information removed from Form 423-1(a) is being filed under separate cover.

Should you have any questions regarding this filing, please contact me at (561) 691-7101.

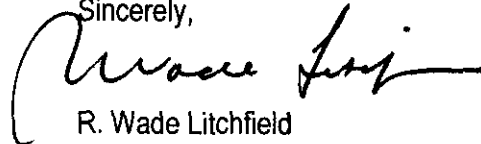
RECEIVED & FILED
[Signature]
FPSC-BUREAU OF RECORDS

DOCUMENT NUMBER-DATE
10789 SEP-8 99
FPSC-RECORDS/REPORTING

Blanca S. Bayó, Director
Division of Records and Reporting
Florida Public Service Commission
September 8, 1999
Page 2

Thanking you for your attention to this matter, I remain,

Sincerely,

A handwritten signature in black ink, appearing to read "R. Wade Litchfield". The signature is fluid and cursive, with a large initial "R" and a long horizontal stroke at the end.

R. Wade Litchfield

RWL/mm
Enclosures

cc: Service List

MONTHLY REPORT OF COST AND QUALITY OF FUEL OIL FOR ELECTRIC PLANTS
ORIGIN, VOLUME, DELIVERED PRICE AND AS RECEIVED QUANTITY

1. REPORTING MONTH: JUN YEAR: 1999

2. REPORTING COMPANY: FLORIDA POWER & LIGHT COMPANY

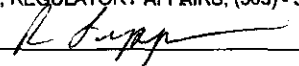
3. NAME, TITLE TELEPHONE NUMBER OF CONTACT PERSON CONCERNING DATA
SUBMITTED ON THIS FORM: RITA MCLELLAN, REGULATORY AFFAIRS, (305) - 552- 40694. SIGNATURE OF OFFICIAL SUBMITTING REPORT: 

5. DATE COMPLETED: 08/10/1999

| LINE NO | PLANT | SUPPLIER | SHIPPING POINT | PURCHASE TYPE | DELIVERY LOCATION | DELIVERY DATE | TYPE OIL | SULFUR (%) | BTU CONTENT (BTU / GAL) | VOLUME (BBLs) | PRICE (\$/BBL) |
|---------|----------------|------------|-------------------|---------------|-------------------|---------------|----------|------------|-------------------------|---------------|----------------|
| 1 | MANATEE | COASTAL | HOFTI | MTC | PORT MANATEE | 06/16/1999 | F06 | 1.00 | 151476 | 278920 | 14.6950 |
| 2 | CAPE CANAVERAL | COASTAL | HOUSTON | MTC | PORT CANAVERAL | 06/23/1999 | F06 | 1.30 | 154143 | 185703 | 14.9930 |
| 3 | PT. EVERGLADES | NOVARCO | HOUSTON | MTC | PORT EVERGLADES | 06/14/1999 | F06 | 1.00 | 153405 | 227582 | 14.9080 |
| 4 | SANFORD | NOVARCO | HOUSTON | MTC | JACKSONVILLE | 06/24/1999 | F06 | 2.00 | 153881 | 228328 | 14.4720 |
| 5 | MANATEE | COASTAL | HOFTI | S | PORT MANATEE | 06/08/1999 | F06 | 0.97 | 152738 | 22960 | 14.7150 |
| 6 | MANATEE | COASTAL | HOUSTON | S | PORT MANATEE | 06/27/1999 | F06 | 1.00 | 152952 | 108124 | 14.5700 |
| 7 | TURKEY POINT | COASTAL | GRETNA | S | FISHER ISLAND | 06/16/1999 | F06 | 1.00 | 155214 | 108288 | 15.0850 |
| 8 | FT. MYERS | FAMM | TBN | S | BOCA GRANDE | 06/16/1999 | F06 | 1.90 | 152214 | 117623 | 14.0900 |
| 9 | FT. MYERS | FAMM | CONVENT | S | BOCA GRANDE | 06/25/1999 | F06 | 2.10 | 152167 | 118328 | 14.2710 |
| 10 | CAPE CANAVERAL | GLENCORE | ST CROIX | S | PORT CANAVERAL | 06/02/1999 | F06 | 1.40 | 151167 | 93936 | 13.7460 |
| 11 | PT. EVERGLADES | GLENCORE | NORCO/ST ROSE | S | PORT EVERGLADES | 06/22/1999 | F06 | 0.95 | 154881 | 115126 | 14.1750 |
| 12 | RIVIERA | GLENCORE | IMTT ST ROSE | S | RIVIERA | 06/26/1999 | F06 | 2.30 | 151000 | 119414 | 14.6200 |
| 13 | SANFORD | GLENCORE | ST CROIX | S | JACKSONVILLE | 06/03/1999 | F06 | 1.40 | 151286 | 128604 | 13.7460 |
| 14 | FT. MYERS | NOVARCO | ST ROSE | S | BOCA GRANDE | 06/04/1999 | F06 | 2.30 | 153857 | 59002 | 14.2380 |
| 15 | MARTIN | NOVARCO | ST ROSE | S | PALM BEACH | 06/03/1999 | F06 | 0.94 | 151167 | 124872 | 14.8250 |
| 16 | MARTIN | NOVARCO | ST ROSE | S | PALM BEACH | 06/13/1999 | F06 | 0.99 | 153071 | 125316 | 15.0420 |
| 17 | MARTIN | NOVARCO | TBN | S | PALM BEACH | 06/23/1999 | F06 | 0.98 | 152786 | 125177 | 14.7750 |
| 18 | PT. EVERGLADES | NOVARCO | SWEDEN | S | PORT EVERGLADES | 06/22/1999 | F06 | 0.97 | 151024 | 132637 | 13.1000 |
| 19 | RIVIERA | NOVARCO | ST ROSE | S | RIVIERA | 06/08/1999 | F06 | 2.20 | 153405 | 58827 | 14.3280 |
| 20 | RIVIERA | NOVARCO | NEW ORLEANS | S | RIVIERA | 06/19/1999 | F06 | 1.80 | 154000 | 118488 | 14.6830 |
| 21 | PT. EVERGLADES | AMERIGAS | NA-TRUCK DELIVERY | STC | | 06/10/1999 | PRO | N/A | N/A | 13 | 34.7000 |
| 22 | RIVIERA | AMERIGAS | NA-TRUCK DELIVERY | STC | | 06/03/1999 | PRO | N/A | N/A | 7 | 35.4700 |
| 23 | RIVIERA | AMERIGAS | NA-TRUCK DELIVERY | STC | | 06/17/1999 | PRO | N/A | N/A | 6 | 36.7500 |
| 24 | TURKEY POINT | AMERIGAS | NA-TRUCK DELIVERY | STC | | 06/23/1999 | PRO | N/A | N/A | 7 | 35.3600 |
| 25 | MARTIN | INDIANTOWN | NA-TRUCK DELIVERY | STC | | 06/16/1999 | PRO | N/A | N/A | 14 | 31.0800 |
| 26 | MANATEE | SUBURBAN | NA-TRUCK DELIVERY | STC | | 06/12/1999 | PRO | N/A | N/A | 19 | 33.1500 |
| 27 | MANATEE | SUBURBAN | NA-TRUCK DELIVERY | STC | | 06/25/1999 | PRO | N/A | N/A | 18 | 33.1200 |

MONTHLY REPORT OF COST AND QUALITY OF FUEL OIL FOR ELECTRIC PLANTS
ORIGIN, VOLUME, DELIVERED PRICE AND AS RECEIVED QUANTITY

1. REPORTING MONTH: JUN YEAR: 1999
2. REPORTING COMPANY: FLORIDA POWER & LIGHT COMPANY

3. NAME, TITLE, TELEPHONE NUMBER OF CONTACT PERSON CONCERNING DATA
SUBMITTED ON THIS FORM: RITA MCLELLAN, REGULATORY AFFAIRS, (305) - 552-4069
4. SIGNATURE OF OFFICIAL SUBMITTING REPORT: 
5. DATE COMPLETED: 08/10/1999

| LINE NO | PLANT | SUPPLIER | SHIPPING POINT | PURCHASE TYPE | DELIVERY LOCATION | DELIVERY DATE | TYPE OIL | SULFUR (%) | BTU CONTENT (BTU / GAL) | VOLUME (BBLs) | PRICE (\$/BBL) |
|---------|---------|----------|-------------------|---------------|-------------------|---------------|----------|------------|-------------------------|---------------|----------------|
| 28 | SANFORD | SUBURBAN | NA-TRUCK DELIVERY | STC | | 06/04/1999 | PRO | N/A | N/A | 10 | 33.9100 |
| 29 | SANFORD | SUBURBAN | NA-TRUCK DELIVERY | STC | | 06/30/1999 | PRO | N/A | N/A | 11 | 33.9100 |
| 30 | MANATEE | SUBURBAN | NA-TRUCK DELIVERY | STC | | 06/04/1999 | PRO | N/A | N/A | 12 | 33.8100 |

EDITED COPY

MONTHLY REPORT OF COST AND QUALITY OF FUEL OIL FOR ELECTRIC PLANTS
DETAIL OF INVOICE AND TRANSPORTATION CHARGES

FPSC FORM NO. 423-1 (a)

1. REPORTING MONTH: JUN YEAR: 1999

2. REPORTING COMPANY: FLORIDA POWER LIGHT COMPANY

3. NAME, TITLE TELEPHONE NUMBER OF CONTACT PERSON CONCERNING DATA
SUBMITTED ON THIS FORM: RITA MCLELLAN, REGULATORY AFFAIRS, (305) 552 - 4069

4. SIGNATURE OF OFFICIAL SUBMITTING REPORT: 

5. DATE COMPLETED: 08/10/1999

| (A) | (B) | (C) | (D) | (E) | (F) | (G) | (H) | (I) | (J) | (K) | (L) | (M) | (N) | (O) | (P) | (Q) | (R) |
|----------|----------------|------------|-------------------|---------------|----------|--------------|------------------------|---------------------|---------------|-----------------|--------------------|--------------------------|------------------------------|-------------------------|--------------------------------|---------------------|--------------------------|
| LINE NO. | PLANT | SUPPLIER | DELIVERY LOCATION | DELIVERY DATE | TYPE OIL | VOLUME (BBL) | INVOICE PRICE (\$/BBL) | INVOICE AMOUNT (\$) | DISCOUNT (\$) | NET AMOUNT (\$) | NET PRICE (\$/BBL) | QUALITY ADJUST. (\$/BBL) | EFFECTIVE PUR PRICE (\$/BBL) | TRANSP TO TERM (\$/BBL) | ADDITIONAL TRANS CHGS (\$/BBL) | OTHER CHGS (\$/BBL) | DELIVERED PRICE (\$/BBL) |
| 1 | MANATEE | COASTAL | PORT MANATEE | 06/16/1999 | F06 | 278920 | | | | | | | | 0.0000 | | | 14.9307 |
| 2 | CAPE CANAVERAL | COASTAL | PORT CANAVERAL | 06/23/1999 | F06 | 185703 | | | | | | | | 0.0000 | | | 15.5495 |
| 3 | PT. EVERGLADES | NOVARCO | PORT EVERGLADES | 06/14/1999 | F06 | 227582 | | | | | | | | 0.0000 | | | 15.1522 |
| 4 | SANFORD | NOVARCO | JACKSONVILLE | 06/24/1999 | F06 | 228328 | | | | | | | | 0.0000 | | | 15.7391 |
| 5 | MANATEE | COASTAL | PORT MANATEE | 06/08/1999 | F06 | 22960 | | | | | | | | 0.0000 | | | 14.9507 |
| 6 | MANATEE | COASTAL | PORT MANATEE | 06/27/1999 | F06 | 108124 | | | | | | | | 0.0000 | | | 14.8057 |
| 7 | TURKEY POINT | COASTAL | FISHER ISLAND | 06/16/1999 | F06 | 108288 | | | | | | | | 0.0000 | | | 15.8679 |
| 8 | FT. MYERS | FAMM | BOCA GRANDE | 06/16/1999 | F06 | 117623 | | | | | | | | 0.0000 | | | 14.4908 |
| 9 | FT. MYERS | FAMM | BOCA GRANDE | 06/25/1999 | F06 | 118328 | | | | | | | | 0.0000 | | | 14.6718 |
| 10 | CAPE CANAVERAL | GLENCCORE | PORT CANAVERAL | 06/02/1999 | F06 | 93936 | | | | | | | | 0.0000 | | | 14.3025 |
| 11 | PT. EVERGLADES | GLENCCORE | PORT EVERGLADES | 06/22/1999 | F06 | 115126 | | | | | | | | 0.0000 | | | 14.4192 |
| 12 | RIVIERA | GLENCCORE | RIVIERA | 06/26/1999 | F06 | 119414 | | | | | | | | 0.0000 | | | 14.8120 |
| 13 | SANFORD | GLENCCORE | JACKSONVILLE | 06/03/1999 | F06 | 128604 | | | | | | | | 0.0000 | | | 15.0131 |
| 14 | FT. MYERS | NOVARCO | BOCA GRANDE | 06/04/1999 | F06 | 59002 | | | | | | | | 0.0000 | | | 14.6388 |
| 15 | MARTIN | NOVARCO | PALM BEACH | 06/03/1999 | F06 | 124872 | | | | | | | | 0.0000 | | | 15.2629 |
| 16 | MARTIN | NOVARCO | PALM BEACH | 06/13/1999 | F06 | 125316 | | | | | | | | 0.0000 | | | 15.4799 |
| 17 | MARTIN | NOVARCO | PALM BEACH | 06/23/1999 | F06 | 125177 | | | | | | | | 0.0000 | | | 15.2129 |
| 18 | PT. EVERGLADES | NOVARCO | PORT EVERGLADES | 06/22/1999 | F06 | 132637 | | | | | | | | 0.0000 | | | 13.3442 |
| 19 | RIVIERA | NOVARCO | RIVIERA | 06/08/1999 | F06 | 58827 | | | | | | | | 0.0000 | | | 14.5200 |
| 20 | RIVIERA | NOVARCO | RIVIERA | 06/19/1999 | F06 | 118488 | | | | | | | | 0.0000 | | | 14.8750 |
| 21 | PT. EVERGLADES | AMERIGAS | | 06/10/1999 | PRO | 13 | 34.7000 | 451 | 0 | 451 | 34.7000 | 0.0000 | 34.7000 | 0.0000 | 0.0000 | 0.0000 | 34.7000 |
| 22 | RIVIERA | AMERIGAS | | 06/03/1999 | PRO | 7 | 35.4700 | 248 | 0 | 248 | 35.4700 | 0.0000 | 35.4700 | 0.0000 | 0.0000 | 0.0000 | 35.4700 |
| 23 | RIVIERA | AMERIGAS | | 06/17/1999 | PRO | 6 | 36.7500 | 221 | 0 | 221 | 36.7500 | 0.0000 | 36.7500 | 0.0000 | 0.0000 | 0.0000 | 36.7500 |
| 24 | TURKEY POINT | AMERIGAS | | 06/23/1999 | PRO | 7 | 35.3600 | 248 | 0 | 248 | 35.3600 | 0.0000 | 35.3600 | 0.0000 | 0.0000 | 0.0000 | 35.3600 |
| 25 | MARTIN | INDIANTOWN | | 06/16/1999 | PRO | 14 | 31.0800 | 435 | 0 | 435 | 31.0800 | 0.0000 | 31.0800 | 0.0000 | 0.0000 | 0.0000 | 31.0800 |
| 26 | MANATEE | SUBURBAN | | 06/12/1999 | PRO | 19 | 33.1500 | 630 | 0 | 630 | 33.1500 | 0.0000 | 33.1500 | 0.0000 | 0.0000 | 0.0000 | 33.1500 |
| 27 | MANATEE | SUBURBAN | | 06/25/1999 | PRO | 18 | 33.1200 | 596 | 0 | 596 | 33.1200 | 0.0000 | 33.1200 | 0.0000 | 0.0000 | 0.0000 | 33.1200 |
| 28 | SANFORD | SUBURBAN | | 06/04/1999 | PRO | 10 | 33.9100 | 339 | 0 | 339 | 33.9100 | 0.0000 | 33.9100 | 0.0000 | 0.0000 | 0.0000 | 33.9100 |
| 29 | SANFORD | SUBURBAN | | 06/30/1999 | PRO | 11 | 33.9100 | 373 | 0 | 373 | 33.9100 | 0.0000 | 33.9100 | 0.0000 | 0.0000 | 0.0000 | 33.9100 |
| 30 | MANATEE | SUBURBAN | | 06/04/1999 | PRO | 12 | 33.8100 | 406 | 0 | 406 | 33.8100 | 0.0000 | 33.8100 | 0.0000 | 0.0000 | 0.0000 | 33.8100 |

FPSC FORM NO. 423-1(b)

MONTHLY REPORT OF COST AND QUALITY OF FUEL OIL FOR ELECTRIC PLANTS
 REPORT OF ADJUSTMENTS TO PREVIOUS OIL DELIVERIES

1. REPORTING MONTH: JUNE YEAR: 1999

3. NAME, TITLE, & TELEPHONE NUMBER OF CONTACT PERSON CONCERNING DATA
 SUBMITTED ON THIS FORM: RITA McLELLAN, REGULATORY AFFAIRS,

2. REPORTING COMPANY: FLORIDA POWER & LIGHT COMPANY

4. SIGNATURE OF OFFICIAL SUBMITTING REPORT: 

5. DATE COMPLETED: 08/10/99

| LINE NO. | MONTH REPORTED | FORM PLANT NAME | SUPPLIER | ORIGINAL LINE NUMBER | OLD VOLUME (BBLs) | FORM NO. | COLUMN DESIGNATOR & TITLE | OLD VALUE | NEW VALUE | NEW DELIVERED PRICE (\$/BBL) | REASON FOR REVISION |
|----------|----------------|-----------------|----------|----------------------|-------------------|----------|---------------------------|-----------|-----------|------------------------------|---------------------|
| (A) | (B) | (C) | (D) | (E) | (F) | (G) | (H) | (I) | (J) | (K) | (L) |
| 1 | NONE | | | | | | | | | | |

**MONTHLY REPORT OF COST AND QUALITY OF COAL FOR ELECTRIC PLANTS
ORIGIN, TONNAGE, DELIVERED PRICE, AND AS RECEIVED QUALITY**

1. Reporting Month: **May** Year: **1999** 4. Name, Title & Telephone Number of Contact Person Concerning Data
Submitted on this Form: **Michael J. Frank, Principal Accountant**
(912) 994-0022, ext. 3904.

2. Reporting Company: **FLORIDA POWER & LIGHT COMPANY**

3. Plant Name: **R.W.SCHERER** 5. Signature of Official Submitting Report: *Kenneth J. Brookway*

6. Date Completed: **19-Jul-99**

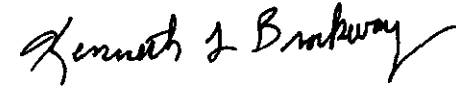
| Line No. | Supplier Name | Mine Location | Purchase Type | Transport Mode | Tons | Purchase Price (\$/Ton) | Effective Transport Charges (\$/Ton) | Total FOB Plant Price (\$/Ton) | Sulfur Content (%) | Btu Content (Btu/lb) | Ash Content (%) | Moisture Content (%) |
|----------|------------------|---------------|---------------|----------------|-----------|-------------------------|--------------------------------------|--------------------------------|--------------------|----------------------|-----------------|----------------------|
| (a) | (b) | (c) | (d) | (e) | (f) | (g) | (h) | (i) | (j) | (k) | (l) | (m) |
| (1) | BLUEGRASS DEV. | 08/WV/059 | MTC | UR | 23,590.89 | 49.746 | 13.73 | 63.476 | 0.61 | 12,181 | 11.73 | 6.19 |
| (2) | KENNECOTT ENERGY | 19/WY/005 | S | UR | 65,057.68 | 4.514 | 21.13 | 25.644 | 0.23 | 8,843 | 5.14 | 26.49 |
| (3) | JACOBS RANCH | 19/WY/005 | S | UR | 54,168.79 | 4.048 | 21.13 | 25.178 | 0.43 | 8,658 | 5.57 | 27.97 |

**MONTHLY REPORT OF COST AND QUALITY OF COAL FOR ELECTRIC PLANTS
DETAILED PURCHASED COAL INVOICE INFORMATION**

1. Reporting Month: **May** Year: **1999**
 2. Reporting Company: **FLORIDA POWER & LIGHT COMPANY**
 3. Plant Name: **R.W.SCHERER**

4. Name, Title & Telephone Number of Contact Person Concerning Data
 Submitted on this Form: Michael J. Frank, Principal Accountant
 (912) 994-0022, ext. 3904.

5. Signature of Official Submitting Report:



6. Date Completed: 19-Jul-99

| Line No. (a) | Supplier Name (b) | Mine Location (c) | Purch. Type (d) | Tons (e) | FOB Mine Price (\$/Ton) (f) | Shorthaul & Loading Charges (\$/Ton) (g) | Original Invoice Price (\$/Ton) (h) | Retroactive Price Increase (\$/Ton) (i) | Base Price (\$/Ton) (j) | Quality Adjustments (\$/Ton) (k) | Effective Purchase Price (\$/Ton) (l) |
|-----------------|----------------------|----------------------|--------------------|-------------|-----------------------------------|------------------------------------------------|-------------------------------------------|-----------------------------------------------|-------------------------------|----------------------------------------|---------------------------------------------|
| (1) | BLUEGRASS DEV. | 08/WV/059 | MTC | 23,590.89 | 48.803 | - | 48.803 | - | 48.803 | 0.943 | 49.746 |
| (2) | KENNECOTT ENERGY | 19/WY/005 | S | 65,057.68 | 4.494 | - | 4.494 | - | 4.494 | 0.020 | 4.514 |
| (3) | JACOBS RANCH | 19/WY/005 | S | 54,168.79 | 4.066 | - | 4.066 | - | 4.066 | (0.018) | 4.048 |

**MONTHLY REPORT OF COST AND QUALITY OF COAL FOR ELECTRIC PLANTS
DETAILED TRANSPORTATION INVOICE INFORMATION**

1. Reporting Month: **May** Year: **1999**
 2. Reporting Company: **FLORIDA POWER & LIGHT COMPANY**
 3. Plant Name: **R.W.SCHERER**

4. Name, Title & Telephone Number of Contact Person Concerning Data
 Submitted on this Form: Michael J. Frank, Principal Accountant
 (912) 994-0022, ext. 3904.

5. Signature of Official Submitting Report: *Kenneth J. Brinkman*

6. Date Completed: 19-Jul-99

| Line No. | Supplier Name | Mine Location | Shipping Point | Transport Mode | Tons | Effective Purchase Price (\$/Ton) | Additional Shorthaul & Loading Charges (\$/Ton) | Rail Charges | | | Waterborne Charges | | | Other Related Charges (\$/Ton) | Total Transportation Charges (\$/Ton) | FOB Plant Price (\$/Ton) |
|----------|----------------|---------------|------------------|----------------|-----------|-----------------------------------|-------------------------------------------------|--------------------|-----------------------------|---------------------------|-----------------------------|---------------------------|------------------------------|--------------------------------|---------------------------------------|--------------------------|
| | | | | | | | | Rail Rate (\$/Ton) | Other Rail Charges (\$/Ton) | River Barge Rate (\$/Ton) | Trans-loading Rate (\$/Ton) | Ocean Barge Rate (\$/Ton) | Other Water Charges (\$/Ton) | | | |
| (a) | (b) | (c) | (d) | (e) | (f) | (g) | (h) | (i) | (j) | (k) | (l) | (m) | (n) | (o) | (p) | (q) |
| (1) | BLUEGRASS DEV. | 08/WV/059 | MARROWBONE, WV. | UR | 23,590.89 | 49.746 | - | 13.73 | - | - | - | - | - | - | 13.73 | 63.476 |
| (2) | KENNECOTT ENER | 19/WY/005 | CONVERSE JCTN WY | UR | 65,057.68 | 4.514 | - | 21.13 | - | - | - | - | - | - | 21.13 | 25.644 |
| (3) | JACOBS RANCH | 19/WY/005 | JACOBS JCTN, WY. | UR | 54,168.79 | 4.048 | - | 21.13 | - | - | - | - | - | - | 21.13 | 25.178 |

**MONTHLY REPORT OF COST AND QUALITY OF COAL FOR ELECTRIC PLANTS
ORIGIN, TONNAGE, DELIVERED PRICE AND AS RECEIVED QUALITY**

1. Report For Month/Yr: **June 1999**

4. Name, Title & Telephone Number of Contact
Person Concerning Data Submitted on this Form: **Rita McLellan (305) 552-4069**

2. Reporting Company: **Florida Power & Light**

5. Signature of Official Submitting Report: *Kenneth J Brockway*

3. Plant Name: **St. Johns River Power Park (SJRPP)**

6. Date Completed: **July 8, 1999**

| Line No. | Supplier Name | Mine Location | Purchase Type | Transportation Mode | Tons | Effective Purchase Price (\$/Ton) | Total Trans Cost (\$/Ton) | FOB Plant Price (\$/Ton) | As Received Coal Quality | | | |
|----------|--------------------------------|---------------|---------------|---------------------|--------|-----------------------------------|---------------------------|--------------------------|--------------------------|----------------------|-----------------|----------------------|
| | | | | | | | | | Sulfur Content (%) | Btu Content (Btu/lb) | Ash Content (%) | Moisture Content (%) |
| (a) | (b) | (c) | (d) | (e) | (f) | (g) | (h) | (i) | (j) | (k) | (l) | (m) |
| 1 | Applied Industrial Matl. Corp. | , , | S | OC | 6,566 | 10.50 | 0.00 | 10.50 | 6.00 | 14,002 | 1.00 | 7.90 |
| 2 | Consolidation Coal Company | 03,WV,061 | LTC | UR | 7,566 | 18.50 | 16.83 | 35.33 | 1.97 | 13,206 | 7.60 | 5.30 |
| 3 | James River Coal Company | 08,KY,095 | LTC | UR | 16,300 | 28.59 | 16.40 | 44.99 | 1.43 | 12,857 | 9.00 | 5.30 |
| 4 | Arch Coal Sales | 08,KY,195 | LTC | UR | 9,954 | 23.54 | 16.24 | 39.78 | 1.16 | 12,181 | 12.40 | 6.00 |
| 5 | Conoco, Inc. | ,LA, | S | OC | 6,866 | 9.98 | 0.00 | 9.98 | 5.72 | 14,430 | 0.30 | 5.40 |
| 6 | Intercor | 45,IM,999 | LTC | OC | 28,816 | 34.54 | 0.00 | 34.54 | 0.65 | 11,829 | 7.10 | 11.30 |
| 7 | | | | | | | | | | | | |
| 8 | | | | | | | | | | | | |
| 9 | | | | | | | | | | | | |

**MONTHLY REPORT OF COST AND QUALITY OF COAL FOR ELECTRIC PLANTS
DETAIL OF INVOICE PURCHASE PRICE**

1. Report For Month/Yr: **June 1999**

4. Name, Title & Telephone Number of Contact
Person Concerning Data Submitted on this Form: **Rita McLellan (305) 552-4069**

2. Reporting Company: **Florida Power & Light**

5. Signature of Official Submitting Report: *Kenneth J. Brookway*

3. Plant Name: **St. Johns River Power Park (SJRPP)**

6. Date Completed: **July 8, 1999**

| Line No. | Supplier Name | Mine Location | Purchase Type | Tons | FOB Mine Price (\$/Ton) | Short Haul & Loading Charge (\$/Ton) | Original Invoice Price (\$/Ton) | Retro-active Price Increases (\$/Ton) | Base Price (\$/Ton) | Quality Adjust-ments (\$/Ton) | Effective Purchase Price (\$/Ton) |
|----------|--------------------------|---------------|---------------|--------|-------------------------|--------------------------------------|---------------------------------|---------------------------------------|---------------------|-------------------------------|-----------------------------------|
| (a) | (b) | (c) | (d) | (e) | (f) | (g) | (h) | (i) | (j) | (k) | (l) |
| 1 | Applied Industrial Matl. | , , | S | 6,566 | 10.50 | 0.00 | 10.50 | 0.00 | 10.50 | 0.00 | 10.50 |
| 2 | Consolidation Coal Compa | 03,WV,061 | LTC | 7,566 | 18.50 | 0.00 | 18.50 | 0.00 | 18.50 | 0.00 | 18.50 |
| 3 | James River Coal Company | 08,KY,095 | LTC | 16,300 | 28.59 | 0.00 | 28.59 | 0.00 | 28.59 | 0.00 | 28.59 |
| 4 | Arch Coal Sales | 08,KY,195 | LTC | 9,954 | 23.54 | 0.00 | 23.54 | 0.00 | 23.54 | 0.00 | 23.54 |
| 5 | Conoco, Inc. | ,LA, | S | 6,866 | 9.98 | 0.00 | 9.98 | 0.00 | 9.98 | 0.00 | 9.98 |
| 6 | Intercor | 45,IM,999 | LTC | 28,816 | 34.54 | 0.00 | 34.54 | 0.00 | 34.54 | 0.00 | 34.54 |
| 7 | | | | | | 0.00 | | 0.00 | | 0.00 | |
| 8 | | | | | | 0.00 | | 0.00 | | 0.00 | |
| 9 | | | | | | 0.00 | | 0.00 | | 0.00 | |

**MONTHLY REPORT OF COST AND QUALITY OF COAL FOR ELECTRIC PLANTS
DETAIL OF TRANSPORTATION CHARGES**

1. Report For Month/Yr: **June 1999**

4. Name, Title & Telephone Number of Contact
Person Concerning Data Submitted on this Form: **Rita McLellan (305) 552-4069**

2. Reporting Company: **Florida Power & Light**

5. Signature of Official Submitting Report: *Kenneth J Broadway*

3. Plant Name: **St. Johns River Power Park (SJRPP)**

6. Date Completed: **July 8, 1999**

| Line No. | Supplier Name | Mine Location | Shipping Point | Transportation Mode | Tons | Effective Purchase Price (\$/Ton) | Short Haul & Loading Charge (\$/Ton) | Rail Charges | | | Waterborne Charges | | | | Total Transport Charges (\$/Ton) | FOB Plant Price (\$/Ton) |
|----------|--------------------------|---------------|-------------------|---------------------|--------|-----------------------------------|--------------------------------------|--------------------|-----------------------------|---------------------------|-----------------------------|---------------------------|------------------------------|--------------------------|----------------------------------|--------------------------|
| | | | | | | | | Rail Rate (\$/Ton) | Other Rail Charges (\$/Ton) | River Barge Rate (\$/Ton) | Trans-loading Rate (\$/Ton) | Ocean Barge Rate (\$/Ton) | Other Water Charges (\$/Ton) | Related Charges (\$/Ton) | | |
| (a) | (b) | (c) | (d) | (e) | (f) | (g) | (h) | (i) | (j) | (k) | (l) | (m) | (n) | (o) | (p) | (q) |
| 1 | Applied Industrial Matl. | , , | AIMCOR | OC | 6,566 | 10.50 | 0.00 | 0.00 | 0.00 | 0.00 | 0.00 | 0.00 | 0.00 | 0.00 | 0.00 | 10.50 |
| 2 | Consolidation Coal Compa | 03,WV,061 | BLACKSVILLE | UR | 7,566 | 18.50 | 0.00 | 16.83 | 0.00 | 0.00 | 0.00 | 0.00 | 0.00 | 0.00 | 16.83 | 35.33 |
| 3 | James River Coal Company | 08,KY,095 | CLOVER | UR | 16,300 | 28.59 | 0.00 | 16.40 | 0.00 | 0.00 | 0.00 | 0.00 | 0.00 | 0.00 | 16.40 | 44.99 |
| 4 | Arch Coal Sales | 08,KY,195 | COAL MAC | UR | 9,954 | 23.54 | 0.00 | 16.24 | 0.00 | 0.00 | 0.00 | 0.00 | 0.00 | 0.00 | 16.24 | 39.78 |
| 5 | Conoco, Inc. | ,LA, | CONOCO REFINERYOC | | 6,866 | 9.98 | 0.00 | 0.00 | 0.00 | 0.00 | 0.00 | 0.00 | 0.00 | 0.00 | 0.00 | 9.98 |
| 6 | Intercor | 45,IM,999 | EL CERREJON | OC | 28,816 | 34.54 | 0.00 | 0.00 | 0.00 | 0.00 | 0.00 | 0.00 | 0.00 | 0.00 | 0.00 | 34.54 |
| 7 | | | | | | | 0.00 | | 0.00 | 0.00 | 0.00 | 0.00 | 0.00 | 0.00 | | 0.00 |
| 8 | | | | | | | 0.00 | | 0.00 | 0.00 | 0.00 | 0.00 | 0.00 | 0.00 | | 0.00 |
| 9 | | | | | | | 0.00 | | 0.00 | 0.00 | 0.00 | 0.00 | 0.00 | 0.00 | | 0.00 |

CERTIFICATE OF SERVICE

I, **THE UNDERSIGNED COUNSEL, HEREBY CERTIFY** that copies of Florida Power & Light Company's Forms 423-1, 423-1(a) edited, and 423-1(b) for the month of June 1999; 423-2, 423-2(a), and 423-2(b) for the month of May 1999 for Plant Scherer; and 423-2, 423-2(a), and 423-2(b) for the month of June 1999 for St. Johns River Power Park, have been served via first class mail, postage prepaid to the parties listed below, this 8th day of September, 1999:

Bob Elias, Chief
Bureau of Electric & Gas
Division of Legal Services
Florida Public Service Commission
Gerald L. Gunter Building - Third Floor
2540 Shumard Oak Boulevard
Tallahassee, FL 32399-0850

Joseph A. McGlothlin, Esquire
Vicki Gordon Kaufman, Esquire
McWhirter, Reeves, McGlothlin,
Davidson, Etc.
117 S. Gadsden Street
Tallahassee, FL 32301

G. Edison Holland, Esquire
Beggs & Lane
P.O. Box 12950
Pensacola, FL 32576

Jack Shreve, Esquire
Office of Public Counsel
111 W. Madison Street
Room 812
Tallahassee, FL 32399-1400

Major Gary A. Enders
United States Air Force
HQ USAF/ULT, STOP 21
Tyndall AFB, FL 32403-6001

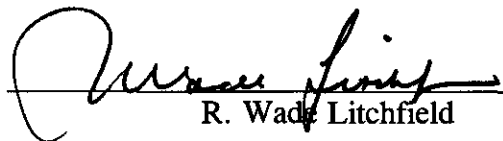
Lee L. Wills, Esquire
James D. Beasley, Esquire
Ausley, McMullen, McGehee,
Carothers & Proctor
P.O. Box 391
Tallahassee, FL 32302

Kenneth Hoffman, Esquire
Rutledge, Ecenia, Underwood
Purnell & Hoffman, P.A.
P.O. Box 551
Tallahassee, FL 32301-0551

Lee G. Schmutde, Esquire
Reedy Creek Utilities, Inc.
P.O. Box 40
Lake Buena Vista, FL 32830

Occidental Chemical Corporation
Energy Group
P.O. Box 809050
Dallas, TX 75380-9050

James A. McGee, Esquire
P.O. Box 14042
St. Petersburg, FL 33733


R. Wade Litchfield