

AUSLEY & MCMULLEN

ATTORNEYS AND COUNSELORS AT LAW

227 SOUTH CALHOUN STREET
P.O. BOX 391 (ZIP 32302)
TALLAHASSEE, FLORIDA 32301
(850) 224-9115 FAX (850) 222-7560

January 18, 2000

HAND DELIVERED

030001-EI

Ms. Blanca S. Bayo, Director
Division of Records and Reporting
Florida Public Service Commission
2540 Shumard Oak Boulevard
Tallahassee, FL 32399-0850

12.28.02
DECLASSIFIED

Re: Fuel and Purchased Power Cost Recovery Clause
and Generating Performance Incentive Factor
FPSC Docket No. 000001-EI

REQUEST FOR SPECIFIED CONFIDENTIAL TREATMENT


Dear Ms. Bayo:

We submit herewith Tampa Electric Company's 423 Forms for the month of November 1999 and request specified confidential treatment of Forms 423-1(a), 423-2, 423-2(a) and 423-2(b). Our request is made pursuant to Section 366.093, Fla. Stat., for the reasons detailed in the document entitled "Tampa Electric Company's Request for Specified Confidential Treatment", which document was filed under separate cover (copy enclosed). The sensitive information contained in these forms has been highlighted in yellow.

Please acknowledge receipt and filing of the above by stamping the duplicate copy of this letter and returning same to this writer.

Thank you for your assistance in connection with this matter.

Sincerely,



James D. Beasley

JDB/pp
Enclosures


cc: All Parties of Record (w/o enc.)

DOCUMENT NUMBER-DATE
00697 JAN 18 8
FPSC-RECORDS/REPORTING

MONTHLY REPORT OF COST AND QUALITY OF FUEL OIL FOR ELECTRIC PLANTS
ORIGIN, VOLUME, DELIVERED PRICE AND AS RECEIVED QUALITY

1. Reporting Month: November Year: 1999
2. Reporting Company: Tampa Electric Company

3. Name, Title & Telephone Number of Contact Person Concerning Data
Submitted on this Form: Jeffrey Chronister, Director Financial Reporting
(813) - 228 - 1609

4. Signature of Official Submitting Report: 
Jeffrey Chronister, Director Financial Reporting

6. Date Completed: January 15, 2000

Line No. (a)	Plant Name (b)	Supplier Name (c)	Shipping Point (d)	Purchase Type (e)	Delivery Location (f)	Delivery Date (g)	Type Oil (h)	Sulfur Content % (i)	BTU Content (BTU/Gal) (j)	Volume (Bbls) (k)	Delivered Price (\$/Bbl) (l)
1.	Gannon	Central	Tampa	MTC	Gannon	11/02/99	F02	*	*	298.83	\$26.6996
2.	Gannon	Central	Tampa	MTC	Gannon	11/03/99	F02	*	*	357.05	\$26.6991
3.	Gannon	Central	Tampa	MTC	Gannon	11/04/99	F02	*	*	535.74	\$26.6992
4.	Gannon	Central	Tampa	MTC	Gannon	11/05/99	F02	*	*	537.24	\$26.6992
5.	Gannon	Central	Tampa	MTC	Gannon	11/08/99	F02	*	*	177.79	\$26.9066
6.	Gannon	Central	Tampa	MTC	Gannon	11/09/99	F02	*	*	355.95	\$26.9074
7.	Gannon	Central	Tampa	MTC	Gannon	11/10/99	F02	*	*	356.40	\$26.9076
8.	Gannon	Central	Tampa	MTC	Gannon	11/16/99	F02	*	*	655.24	\$28.4872
9.	Gannon	Central	Tampa	MTC	Gannon	11/17/99	F02	*	*	357.52	\$28.4876
10.	Gannon	Central	Tampa	MTC	Gannon	11/18/99	F02	*	*	178.48	\$28.4867
11.	Gannon	Central	Tampa	MTC	Gannon	11/22/99	F02	*	*	528.05	\$29.9008
12.	Gannon	Central	Tampa	MTC	Gannon	11/23/99	F02	*	*	178.12	\$29.9008
13.	Gannon	Central	Tampa	MTC	Gannon	11/24/99	F02	*	*	95.24	\$29.9004
14.	Gannon	Central	Tampa	MTC	Gannon	11/30/99	F02	*	*	537.29	\$30.3568
15.	Big Bend	Central	Tampa	MTC	Big Bend	11/09/99	F02	*	*	1,071.05	\$26.9072
16.	Big Bend	Central	Tampa	MTC	Big Bend	11/10/99	F02	*	*	532.95	\$26.9073
17.	Big Bend	Central	Tampa	MTC	Big Bend	11/11/99	F02	*	*	534.87	\$26.9078

MAF 12-28-02
DECLASSIFIED

DOCUMENT NUMBER-DATE
00697 JAN 18 2000
FPSC-RECORDS/REPORTING


* No analysis Taken

** SPECIFIED CONFIDENTIAL **

MONTHLY REPORT OF COST AND QUALITY OF FUEL OIL FOR ELECTRIC PLANTS
DETAIL OF INVOICE AND TRANSPORTATION CHARGES

Reporting Month: November Year: 1999
Reporting Company: Tampa Electric Company

3. Name, Title & Telephone Number of Contact Person Concerning Data
Submitted on this Form: Jeffrey Chronister, Director Financial Reporting
(813) - 228 - 1609

4. Signature of Official Submitting Report: 
Jeffrey Chronister, Director Financial Reporting

6. Date Completed: January 15, 2000


Line No. (a)	Plant Name (b)	Supplier Name (c)	Delivery Location (d)	Delivery Date (e)	Type Oil (f)	Volume (Bbls) (g)	Invoice Price (\$/Bbl) (h)	Invoice Amount \$ (i)	Discount \$ (j)	Net Amount \$ (k)	Net Price (\$/Bbl) (l)	Quality Adjust. (\$/Bbl) (m)	Effective Purchase Price (\$/Bbl) (n)	Transport to Terminal (\$/Bbl) (o)	Add'l Transport Charges (\$/Bbl) (p)	Other Charges (\$/Bbl) (q)	Delivered Price (\$/Bbl) (r)
1.	Gannon	Central	Gannon	11/02/99	F02	298.83	\$26.6996	\$7,978.64	\$0.0000	\$7,978.64	\$26.6996	\$0.0000	\$26.6996	\$0.0000	\$0.0000	\$0.0000	\$26.6996
2.	Gannon	Central	Gannon	11/03/99	F02	357.05	\$26.6991	\$9,532.92	\$0.0000	\$9,532.92	\$26.6991	\$0.0000	\$26.6991	\$0.0000	\$0.0000	\$0.0000	\$26.6991
3.	Gannon	Central	Gannon	11/04/99	F02	535.74	\$26.6992	\$14,303.84	\$0.0000	\$14,303.84	\$26.6992	\$0.0000	\$26.6992	\$0.0000	\$0.0000	\$0.0000	\$26.6992
4.	Gannon	Central	Gannon	11/05/99	F02	537.24	\$26.6992	\$14,343.89	\$0.0000	\$14,343.89	\$26.6992	\$0.0000	\$26.6992	\$0.0000	\$0.0000	\$0.0000	\$26.6992
5.	Gannon	Central	Gannon	11/08/99	F02	177.79	\$26.9066	\$4,783.72	\$0.0000	\$4,783.72	\$26.9066	\$0.0000	\$26.9066	\$0.0000	\$0.0000	\$0.0000	\$26.9066
6.	Gannon	Central	Gannon	11/09/99	F02	355.95	\$26.9074	\$9,577.68	\$0.0000	\$9,577.68	\$26.9074	\$0.0000	\$26.9074	\$0.0000	\$0.0000	\$0.0000	\$26.9074
7.	Gannon	Central	Gannon	11/10/99	F02	356.40	\$26.9076	\$9,589.86	\$0.0000	\$9,589.86	\$26.9076	\$0.0000	\$26.9076	\$0.0000	\$0.0000	\$0.0000	\$26.9076
8.	Gannon	Central	Gannon	11/16/99	F02	655.24	\$28.4872	\$18,665.93	\$0.0000	\$18,665.93	\$28.4872	\$0.0000	\$28.4872	\$0.0000	\$0.0000	\$0.0000	\$28.4872
9.	Gannon	Central	Gannon	11/17/99	F02	357.52	\$28.4876	\$10,184.87	\$0.0000	\$10,184.87	\$28.4876	\$0.0000	\$28.4876	\$0.0000	\$0.0000	\$0.0000	\$28.4876
10.	Gannon	Central	Gannon	11/18/99	F02	178.48	\$28.4867	\$5,084.30	\$0.0000	\$5,084.30	\$28.4867	\$0.0000	\$28.4867	\$0.0000	\$0.0000	\$0.0000	\$28.4867
11.	Gannon	Central	Gannon	11/22/99	F02	528.05	\$29.9008	\$15,789.13	\$0.0000	\$15,789.13	\$29.9008	\$0.0000	\$29.9008	\$0.0000	\$0.0000	\$0.0000	\$29.9008
12.	Gannon	Central	Gannon	11/23/99	F02	178.12	\$29.9008	\$5,325.93	\$0.0000	\$5,325.93	\$29.9008	\$0.0000	\$29.9008	\$0.0000	\$0.0000	\$0.0000	\$29.9008
13.	Gannon	Central	Gannon	11/24/99	F02	95.24	\$29.9004	\$2,847.71	\$0.0000	\$2,847.71	\$29.9004	\$0.0000	\$29.9004	\$0.0000	\$0.0000	\$0.0000	\$29.9004
14.	Gannon	Central	Gannon	11/30/99	F02	537.29	\$30.3568	\$16,310.39	\$0.0000	\$16,310.39	\$30.3568	\$0.0000	\$30.3568	\$0.0000	\$0.0000	\$0.0000	\$30.3568
15.	Big Bend	Central	Big Bend	11/09/99	F02	1,071.05	\$26.9072	\$28,818.91	\$0.0000	\$28,818.91	\$26.9072	\$0.0000	\$26.9072	\$0.0000	\$0.0000	\$0.0000	\$26.9072
16.	Big Bend	Central	Big Bend	11/10/99	F02	532.95	\$26.9073	\$14,340.26	\$0.0000	\$14,340.26	\$26.9073	\$0.0000	\$26.9073	\$0.0000	\$0.0000	\$0.0000	\$26.9073
17.	Big Bend	Central	Big Bend	11/11/99	F02	534.87	\$26.9078	\$14,392.15	\$0.0000	\$14,392.15	\$26.9078	\$0.0000	\$26.9078	\$0.0000	\$0.0000	\$0.0000	\$26.9078

MONTHLY REPORT OF COST AND QUALITY OF FUEL OIL FOR ELECTRIC PLANTS
REPORT OF ADJUSTMENTS TO PREVIOUS OIL DELIVERIES

1. Reporting Month: November Year: 1999

2. Reporting Company: Tampa Electric Company

3. Name, Title & Telephone Number of Contact Person Concerning Data
Submitted on this Form: Jeffrey Chronister, Director Financial Reporting
(813) - 228 - 1609

4. Signature of Official Submitting Report:

Jeffrey Chronister, Director Financial Reporting

6. Date Completed: January 15, 2000

Line No. (a)	Month Reported (b)	Form Plant Name (c)	Supplier (d)	Original Line Number (e)	Old Volume (Bbls) (f)	Form No. (g)	Column Designator & Title (h)	Old Value (i)	New Value (j)	New Delivered Price (k)	Reason for Revision (l)
1.	October 1999	Gannon	Central	15.	178.24	423-1(a)	Column (g) Volume (Bbls)	178.24	178.29	\$26.6084	Volume Adjustment
2.	October 1999	Big Bend	Central	20.	356.81	423-1(a)	Column (i) Invoice Amount	9,402.36	9,311.45	\$26.0964	Price Adjustment
3	October 1999	Big Bend	Exxon	24.	1,058.90	423-1(a)	Column (i) Invoice Amount	28,183.58	27,262.35	\$25.7459	Price Adjustment

** SPECIFIED CONFIDENTIAL **


FPSC Form 423-2

MONTHLY REPORT OF COST AND QUALITY OF COAL FOR ELECTRIC PLANTS
ORIGIN, TONNAGE, DELIVERED PRICE AND AS RECEIVED QUALITY

1. Reporting Month: November Year: 1999
2. Reporting Company: Tampa Electric Company
3. Plant Name: Electro-Coal Transfer Facility - Big Bend Station (1)

4. Name, Title & Telephone Number of Contact Person Concerning Data
Submitted on this Form: Jeffrey Chronister, Director Financial Reporting
(813) 228 - 1609

5. Signature of Official Submitting Form:


Jeffrey Chronister, Director Financial Reporting

6. Date Completed: January 15, 2000

Line No. (a)	Supplier Name (b)	Mine Location (c)	Purchase Type (d)	Transport Mode (e)	Tons (f)	Effective Purchase Price (\$/Ton) (g)	Total Transport Charges (\$/Ton) (h)	Delivered Price Transfer Facility (\$/Ton) (i)	As Received Coal Quality			
									Sulfur Content % (j)	BTU Content (BTU/lb) (k)	Ash Content % (l)	Moisture Content % (m)
1.	Zeigler Coal	10,IL,145,157	LTC	RB	110,984.10	\$42.908	\$0.000	\$42.908	3.03	11,067	9.19	12.55
2.	Peabody Development	10,IL,165	LTC	RB	18,937.10	\$31.200	\$6.840	\$38.040	1.69	12,329	7.23	9.32
3.	Peabody Development	9,KY,225	S	RB	88,700.00	\$21.500	\$6.840	\$28.340	2.95	11,499	9.07	11.69
4.	Peabody Development	N/A	S	RB	48,403.00	\$28.000	\$4.990	\$32.990	1.10	12,130	6.41	11.17
5.	Oxbow Carbon & Minerals	N/A	S	RB	16,199.67	\$8.350	\$0.000	\$8.350	5.42	14,309	0.38	7.00

(1) As Electro-Coal Transfer Facility is a central storage site for coal prior to its delivery to the power plant, the coal from suppliers noted on this schedule is usually delivered to Big Bend Station but could ultimately be delivered to Gannon Station or Polk Station.

** SPECIFIED CONFIDENTIAL **

PSC Form 423-2(a)

MONTHLY REPORT OF COST AND QUALITY OF COAL FOR ELECTRIC PLANTS
DETAILED PURCHASED COAL INVOICE INFORMATION

- 1. Reporting Month: November Year: 1999
- 2. Reporting Company: Tampa Electric Company
- 3. Plant Name: Electro-Coal Transfer Facility - Big Bend Station (1)

4. Name, Title & Telephone Number of Contact Person Concerning Data
Submitted on this Form: Jeffrey Chronister, Director Financial Reporting
(813) - 228 - 1609

5. Signature of Official Submitting Form: 
Jeffrey Chronister, Director Financial Reporting

6. Date Completed: January 15, 2000

Line No. (a)	Supplier Name (b)	Mine Location (c)	Purchase Type (d)	Tons (e)	F.O.B. (2) Mine Price (\$/Ton) (f)	Shorthaul & Loading Charges (\$/Ton) (g)	Original Invoice Price (\$/Ton) (h)	Retro-active Price Adjustments (\$/Ton) (i)	Base Price (\$/Ton) (j)	Quality Adjustments (\$/Ton) (k)	Effective Purchase Price (\$/Ton) (l)
1.	Zeigler Coal	10,IL,145,157	LTC	110,984.10	N/A	\$0.000	\$42.908	\$0.000	\$42.908	\$0.000	\$42.908
2.	Peabody Development	10,IL,165	LTC	18,937.10	N/A	\$0.000	\$31.200	\$0.000	\$31.200	\$0.000	\$31.200
3.	Peabody Development	9,KY,225	S	88,700.00	N/A	\$0.000	\$21.500	\$0.000	\$21.500	\$0.000	\$21.500
4.	Peabody Development	N/A	S	48,403.00	N/A	\$0.000	\$28.000	\$0.000	\$28.000	\$0.000	\$28.000
5.	Oxbow Carbon & Minerals	N/A	S	16,199.67	N/A	\$0.000	\$8.350	\$0.000	\$8.350	\$0.000	\$8.350

(1) As Electro-Coal Transfer Facility is a central storage site for coal prior to its delivery to the power plant, the coal from suppliers noted on this schedule is usually delivered to Big Bend Station but could ultimately be delivered to Gannon Station or Polk Station.

(2) Tampa Electric purchases coal F.O.B. shipping point or F.O.B. destination.

** SPECIFIED CONFIDENTIAL **

PSC Form 423-2(b)

MONTHLY REPORT OF COST AND QUALITY OF COAL FOR ELECTRIC PLANTS
DETAIL OF TRANSPORTATION CHARGES

Reporting Month: November Year: 1999

Reporting Company: Tampa Electric Company

Plant Name: Electro-Coal Transfer Facility - Big Bend Station (1)

4. Name, Title & Telephone Number of Contact Person Concerning Data
Submitted on this Form: Jeffrey Chronister, Director Financial Reporting
(813) 228 - 1609

5. Signature of Official Submitting Form: 
Jeffrey Chronister, Director Financial Reporting

6. Date Completed: January 15, 2000

Line No. (a)	Supplier Name (b)	Mine Location (c)	Shipping Point (d)	Transport Mode (e)	Tons (f)	(2) Effective Purchase Price (\$/Ton) (g)	Add'l Shorthaul & Loading Charges (\$/Ton) (h)	Rail Charges		Waterborne Charges					Total Transportation Charges (\$/Ton) (p)	Delivered Price Transfer Facility (\$/Ton) (q)	
								Rail Rate (\$/Ton) (i)	Other Rail Charges (\$/Ton) (j)	River Barge Rate (\$/Ton) (k)	Trans-loading Rate (\$/Ton) (l)	Ocean Barge Rate (\$/Ton) (m)	Other Water Charges (\$/Ton) (n)	Other Related Charges (\$/Ton) (o)			
1.	Zeigler Coal	10,IL,145,157	Randolph & Perry Cnty, IL	RB	110,984.10	\$42.908	\$0.000	\$0.000	\$0.000	\$0.000	\$0.000	\$0.000	\$0.000	\$0.000	\$0.000	\$0.000	\$42.908
2.	Peabody Development	10,IL,165	Saline Cnty, IL	RB	18,937.10	\$31.200	\$0.000	\$0.000	\$0.000	\$6.840	\$0.000	\$0.000	\$0.000	\$0.000	\$0.000	\$6.840	\$38.040
3.	Peabody Development	9,KY,225	Union Cnty, Ky	RB	88,700.00	\$21.500	\$0.000	\$0.000	\$0.000	\$6.840	\$0.000	\$0.000	\$0.000	\$0.000	\$0.000	\$6.840	\$28.340
4.	Peabody Development	N/A	N/A	RB	48,403.00	\$28.000	\$0.000	\$0.000	\$0.000	\$4.990	\$0.000	\$0.000	\$0.000	\$0.000	\$0.000	\$4.990	\$32.990
5.	Oxbow Carbon & Minerals	N/A	N/A	RB	16,199.67	\$8.350	\$0.000	\$0.000	\$0.000	\$0.000	\$0.000	\$0.000	\$0.000	\$0.000	\$0.000	\$0.000	\$8.350

(1) As Electro-Coal Transfer Facility is a central storage site for coal prior to its delivery to the power plant, the coal from suppliers noted on this schedule is usually delivered to Big Bend Station but could ultimately be delivered to Gannon Station or Polk Station.
(2) Tampa Electric purchases coal F.O.B. shipping point or F.O.B. destination.

** SPECIFIED CONFIDENTIAL **

FPSC Form 423-2

MONTHLY REPORT OF COST AND QUALITY OF COAL FOR ELECTRIC PLANTS
ORIGIN, TONNAGE, DELIVERED PRICE AND AS RECEIVED QUALITY

1. Reporting Month: November Year: 1999
2. Reporting Company: Tampa Electric Company
3. Plant Name: Electro-Coal Transfer Facility - Gannon Station (1)

4. Name, Title & Telephone Number of Contact Person Concerning Data
Submitted on this Form: Jeffrey Chronister, Director Financial Reporting
(813) 228 - 1609

5. Signature of Official Submitting Form:


Jeffrey Chronister, Director Financial Reporting

6. Date Completed: January 15, 2000

Line No. (a)	Supplier Name (b)	Mine Location (c)	Purchase Type (d)	Transport Mode (e)	Tons (f)	Effective Purchase Price (\$/Ton) (g)	Total Transport Charges (\$/Ton) (h)	Delivered Price Transfer Facility (\$/Ton) (i)	As Received Coal Quality			
									Sulfur Content % (j)	BTU Content (BTU/lb) (k)	Ash Content % (l)	Moisture Content % (m)
1.	Sugar Camp	10,IL,059	LTC	RB	104,516.00	\$26.341	\$6.550	\$32.891	2.51	12,696	8.75	7.09
2.	Peabody Development	19,WY,05	S	RB	59,671.48	\$4.550	\$17.990	\$22.540	0.19	8,813	4.52	27.44
3.	Jader Fuel Co	10,IL,165	LTC	RB	73,251.70	\$25.300	\$6.550	\$31.850	2.73	12,767	9.84	5.84
4.	American Coal	10,IL,165	LTC	RB	72,355.00	\$27.300	\$4.990	\$32.290	1.14	12,040	6.55	11.69
5.	Sugar Camp	10,IL,059	S	RB	17,796.60	\$24.500	\$6.550	\$31.050	3.09	12,591	10.25	5.76

(1) As Electro-Coal Transfer Facility is a central storage site for coal prior to its delivery to the power plant, the coal from suppliers noted on this schedule is usually delivered to Gannon Station but could ultimately be delivered to Big Bend Station or Polk Station.


** SPECIFIED CONFIDENTIAL **

FPSC Form 423-2(a)

MONTHLY REPORT OF COST AND QUALITY OF COAL FOR ELECTRIC PLANTS
DETAILED PURCHASED COAL INVOICE INFORMATION

1. Reporting Month: November Year: 1999
2. Reporting Company: Tampa Electric Company
3. Plant Name: Electro-Coal Transfer Facility - Gannon Station (1)

4. Name, Title & Telephone Number of Contact Person Concerning Data
Submitted on this Form: Jeffrey Chronister, Director Financial Reporting
(813) 228 - 1609

5. Signature of Official Submitting Form: 
Jeffrey Chronister, Director Financial Reporting

6. Date Completed: January 15, 2000

Line No. (a)	Supplier Name (b)	Mine Location (c)	Purchase Type (d)	Tons (e)	F.O.B.(2) Mine Price (\$/Ton) (f)	Shorthaul & Loading Charges (\$/Ton) (g)	Original Invoice Price (\$/Ton) (h)	Retro- active Price Adjustments (\$/Ton) (i)	Base Price (\$/Ton) (j)	Quality Adjust- ments (\$/Ton) (k)	Effective Purchase Price (\$/Ton) (l)
1.	Sugar Camp	10,IL,059	LTC	104,516.00	N/A	\$0.000	\$26.500	(\$0.159)	\$26.341	\$0.000	\$26.341
2.	Peabody Development	19,WY,05	S	59,671.48	N/A	\$0.000	\$4.550	\$0.000	\$4.550	\$0.000	\$4.550
3.	Jader Fuel Co	10,IL,165	LTC	73,251.70	N/A	\$0.000	\$25.450	(\$0.150)	\$25.300	\$0.000	\$25.300
4.	American Coal	10,IL,165	LTC	72,355.00	N/A	\$0.000	\$27.300	\$0.000	\$27.300	\$0.000	\$27.300
5.	Sugar Camp	10,IL,059	S	17,796.60	N/A	\$0.000	\$24.500	\$0.000	\$24.500	\$0.000	\$24.500

(1) As Electro-Coal Transfer Facility is a central storage site for coal prior to its delivery to the power plant, the coal from suppliers noted on this schedule is usually delivered to Gannon Station but could ultimately be delivered to Big Bend Station or Polk Station.

(2) Tampa Electric purchases coal F.O.B. shipping point or F.O.B. destination.


FPSC FORM 423-2(a) (2/87)

** SPECIFIED CONFIDENTIAL **

FPSC Form 423-2(b)

MONTHLY REPORT OF COST AND QUALITY OF COAL FOR ELECTRIC PLANTS
DETAIL OF TRANSPORTATION CHARGES

1. Reporting Month: November Year: 1999
 2. Reporting Company: Tampa Electric Company
 3. Plant Name: Electro-Coal Transfer Facility - Gannon Station (1)

4 Name, Title & Telephone Number of Contact Person Concerning Data
 Submitted on this Form: Jeffrey Chronister, Director Financial Reporting
 (813) 228 - 1609
 5. Signature of Official Submitting Form: 
 Jeffrey Chronister, Director Financial Reporting
 6. Date Completed: January 15, 2000

Line No. (a)	Supplier Name (b)	Mine Location (c)	Shipping Point (d)	Transport Mode (e)	Tons (f)	(2) Effective Purchase Price (\$/Ton) (g)	Add'l Shorthaul & Loading Charges (\$/Ton) (h)	Rail Charges		Waterborne Charges					Total Transportation Charges (\$/Ton) (p)	Delivered Price Transfer Facility (\$/Ton) (q)
								Rail Rate (\$/Ton) (i)	Other Rail Charges (\$/Ton) (j)	River Barge Rate (\$/Ton) (k)	Trans-loading Rate (\$/Ton) (l)	Ocean Barge Rate (\$/Ton) (m)	Other Water Charges (\$/Ton) (n)	Other Related Charges (\$/Ton) (o)		
1.	Sugar Camp	10,IL,059	Gallatin Cnty, IL	RB	104,516.00	\$26.341	\$0.000	\$0.000	\$0.000	\$6.550	\$0.000	\$0.000	\$0.000	\$0.000	\$6.550	\$32.891
2.	Peabody Development	19,WY,05	Campbell Cnty, Wy	RB	59,671.48	\$4.550	\$0.000	\$13.000	\$0.000	\$4.990	\$0.000	\$0.000	\$0.000	\$0.000	\$17.990	\$22.540
3.	Jader Fuel Co	10,IL,165	Saline Cnty, IL	RB	73,251.70	\$25.300	\$0.000	\$0.000	\$0.000	\$6.550	\$0.000	\$0.000	\$0.000	\$0.000	\$6.550	\$31.850
4.	American Coal	10,IL,165	Saline Cnty, IL	RB	72,355.00	\$27.300	\$0.000	\$0.000	\$0.000	\$4.990	\$0.000	\$0.000	\$0.000	\$0.000	\$4.990	\$32.290
5.	Sugar Camp	10,IL,059	Gallatin Cnty, IL	RB	17,796.60	\$24.500	\$0.000	\$0.000	\$0.000	\$6.550	\$0.000	\$0.000	\$0.000	\$0.000	\$6.550	\$31.050


(1) As Electro-Coal Transfer Facility is a central storage site for coal prior to its delivery to the power plant, the coal from suppliers noted on this schedule is usually delivered to Gannon Station but could ultimately be delivered to Big Bend Station or Polk Station.

(2) Tampa Electric purchases coal F.O.B. shipping point or F.O.B. destination.

** SPECIFIED CONFIDENTIAL **

MONTHLY REPORT OF COST AND QUALITY OF COAL FOR ELECTRIC PLANTS
ORIGIN, TONNAGE, DELIVERED PRICE AND AS RECEIVED QUALITY

FPSC Form 423-2

- | | |
|--|---|
| 1. Reporting Month: November Year: 1999 | 4. Name, Title & Telephone Number of Contact Person Concerning Data
Submitted on this Form: Jeffrey Chronister, Director Financial Reporting
(813) - 228 - 1609 |
| 2. Reporting Company: Tampa Electric Company | 5. Signature of Official Submitting Form: 
Jeffrey Chronister, Director Financial Reporting |
| 3. Plant Name: Electro-Coal Transfer Facility - Polk Station (1) | 6. Date Completed: January 15, 2000 |

Line No. (a)	Supplier Name (b)	Mine Location (c)	Purchase Type (d)	Transport Mode (e)	Tons (f)	Effective Purchase Price (\$/Ton) (g)	Total Transport Charges (\$/Ton) (h)	Delivered Price Transfer Facility (\$/Ton) (i)	As Received Coal Quality			
									Sulfur Content % (j)	BTU Content (BTU/lb) (k)	Ash Content % (l)	Moisture Content % (m)
1.	Consolidation Coal	3,W.VA.,061	S	RB	40,182.63	\$26.028	\$8.000	\$34.028	2.07	13,132	7.89	5.60

(1) As Electro-Coal Transfer Facility is a central storage site for coal prior to its delivery to the power plant, the coal from suppliers noted on this schedule is usually delivered to Polk Station but could ultimately be delivered to Big Bend Station or Gannon Station.


** SPECIFIED CONFIDENTIAL **

MONTHLY REPORT OF COST AND QUALITY OF COAL FOR ELECTRIC PLANTS
DETAILED PURCHASED COAL INVOICE INFORMATION

FPSC Form 423-2(a)

- 1. Reporting Month: November Year: 1999
- 2. Reporting Company: Tampa Electric Company
- 3. Plant Name: Electro-Coal Transfer Facility - Polk Station (1)

4. Name, Title & Telephone Number of Contact Person Concerning Data
Submitted on this Form: Jeffrey Chronister, Director Financial Reporting
(813) - 228 - 1609

5. Signature of Official Submitting Form: 
Jeffrey Chronister, Director Financial Reporting

6. Date Completed: January 15, 2000

Line No. (a)	Supplier Name (b)	Mine Location (c)	Purchase Type (d)	Tons (e)	F.O.B.(2) Mine Price (\$/Ton) (f)	Shorthaul & Loading Charges (\$/Ton) (g)	Original Invoice Price (\$/Ton) (h)	Retro-active Price Adjustments (\$/Ton) (i)	Base Price (\$/Ton) (j)	Quality Adjustments (\$/Ton) (k)	Effective Purchase Price (\$/Ton) (l)
1.	Consolidation Coal	3,W.VA.,061	S	40,182.63	N/A	\$0.000	\$26.028	\$0.000	\$26.028	\$0.000	\$26.028

(1) As Electro-Coal Transfer Facility is a central storage site for coal prior to its delivery to the power plant, the coal from suppliers noted on this schedule is usually delivered to Polk Station but could ultimately be delivered to Big Bend Station or Gannon Station.


(2) Tampa Electric purchases coal F.O.B. shipping point or F.O.B. destination.

** SPECIFIED CONFIDENTIAL **

MONTHLY REPORT OF COST AND QUALITY OF COAL FOR ELECTRIC PLANTS
DETAIL OF TRANSPORTATION CHARGES

FPSC Form 423-2(b)

1. Reporting Month: November Year: 1999
 2. Reporting Company: Tampa Electric Company
 3. Plant Name: Electro-Coal Transfer Facility - Polk Station (1)

4. Name, Title & Telephone Number of Contact Person Concerning Data
 Submitted on this Form: Jeffrey Chronister, Director Financial Reporting
 (813) - 228 - 1609
 5. Signature of Official Submitting Form: 
 Jeffrey Chronister, Director Financial Reporting
 6. Date Completed: January 15, 2000

Line No (a)	Supplier Name (b)	Mine Location (c)	Shipping Point (d)	Transport Mode (e)	Tons (f)	(2) Effective Purchase Price (\$/Ton) (g)	Add'l Shorthaul & Loading Charges (\$/Ton) (h)	Rail Charges		Waterborne Charges					Total Transportation Charges (\$/Ton) (p)	Delivered Price Facility (\$/Ton) (q)
								Rail Rate (\$/Ton) (i)	Other Rail Charges (\$/Ton) (j)	River Barge Rate (\$/Ton) (k)	Trans-loading Rate (\$/Ton) (l)	Ocean Barge Rate (\$/Ton) (m)	Other Water Charges (\$/Ton) (n)	Other Related Charges (\$/Ton) (o)		
1.	Consolidation Coal	3,W.VA.,061	Monongalia County, W.VA.	RB	40,182.63	\$26.028	\$0.000	\$0.000	\$0.000	\$8.000	\$0.000	\$0.000	\$0.000	\$0.000	\$8.000	\$34.028

(1) As Electro-Coal Transfer Facility is a central storage site for coal prior to its delivery to the power plant, the coal from suppliers noted on this schedule is usually delivered to Polk Station but could ultimately be delivered to Big Bend Station or Gannon Station.

(2) Tampa Electric purchases coal F.O.B. shipping point or F.O.B. destination.

** SPECIFIED CONFIDENTIAL **

FPSC Form 423-2

MONTHLY REPORT OF COST AND QUALITY OF COAL FOR ELECTRIC PLANTS
ORIGIN, TONNAGE, DELIVERED PRICE AND AS RECEIVED QUALITY

- 1. Reporting Month: November Year: 1999
- 2. Reporting Company: Tampa Electric Company
- 3. Plant Name: Big Bend Station

4. Name, Title & Telephone Number of Contact Person Concerning Data
Submitted on this Form: Jeffrey Chronister, Director Financial Reporting
(813) 228 - 1609

5. Signature of Official Submitting Form: 
Jeffrey Chronister, Director Financial Reporting

6 Date Completed: January 15, 2008

Line No. (a)	Supplier Name (b)	Mine Location (c)	Purchase Type (d)	Transport Mode (e)	Tons (f)	Effective Purchase Price (\$/Ton) (g)	Total Transport Charges (\$/Ton) (h)	FOB Plant Price (\$/Ton) (i)	As Received Coal Quality			
									Sulfur Content % (j)	BTU Content (BTU/lb) (k)	Ash Content % (l)	Moisture Content % (m)
1.	Transfer Facility	N/A	N/A	OB	222,184.00	\$34.582	\$10.154	\$44.736	2.46	12,115	7.92	9.72


** SPECIFIED CONFIDENTIAL **

FPSC Form 423-2(a)

MONTHLY REPORT OF COST AND QUALITY OF COAL FOR ELECTRIC PLANTS
DETAILED PURCHASED COAL INVOICE INFORMATION

- 1. Reporting Month: November Year: 1999
- 2. Reporting Company: Tampa Electric Company
- 3. Plant Name: Big Bend Station

4. Name, Title & Telephone Number of Contact Person Concerning Data
Submitted on this Form: Jeffrey Chronister, Director Financial Reporting
(813) 228 - 1609

5. Signature of Official Submitting Form: 
Jeffrey Chronister, Director Financial Reporting

6. Date Completed: January 15, 2000

Line No. (a)	Supplier Name (b)	Mine Location (c)	Purchase Type (d)	Tons (e)	F.O.B. Mine Price (\$/Ton) (f)	Shorthaul & Loading Charges (\$/Ton) (g)	Original Invoice Price (\$/Ton) (h)	Retro-active Price Adjustments (\$/Ton) (i)	Base Price (\$/Ton) (j)	Quality Adjustments (\$/Ton) (k)	Effective Purchase Price (\$/Ton) (l)
1.	Transfer Facility	N/A	N/A	222,184.00	N/A	\$0.000	\$34.582	\$0.000	\$34.582	\$0.000	\$34.582

** SPECIFIED CONFIDENTIAL **


FPSC Form 423-2(b)

MONTHLY REPORT OF COST AND QUALITY OF COAL FOR ELECTRIC PLANTS
DETAIL OF TRANSPORTATION CHARGES

1 Reporting Month: November Year: 1999
2. Reporting Company: Tampa Electric Company
3. Plant Name: Big Bend Station

4. Name, Title & Telephone Number of Contact Person Concerning Data
Submitted on this Form: Jeffrey Chronister, Director Financial Reporting
(813) 228 - 1609

5. Signature of Official Submitting Form:



Jeffrey Chronister, Director Financial Reporting

6. Date Completed: January 15, 2000

Line No. (a)	Supplier Name (b)	Mine Location (c)	Shipping Point (d)	Transport Mode (e)	Tons (f)	Effective Purchase Price (\$/Ton) (g)	Add'l Shorthaul & Loading Charges (\$/Ton) (h)	Rail Charges		Waterborne Charges					Total Transportation Charges (\$/Ton) (p)	FOB Plant Price (\$/Ton) (q)
								Rail Rate (\$/Ton) (i)	Other Rail Charges (\$/Ton) (j)	River Barge Rate (\$/Ton) (k)	Trans-loading Rate (\$/Ton) (l)	Ocean Barge Rate (\$/Ton) (m)	Other Water Charges (\$/Ton) (n)	Other Related Charges (\$/Ton) (o)		
1.	Transfer Facility	N/A	Davant, La.	OB	222,184.00	\$34.582	\$0.000	\$0.000	\$0.000	\$0.000	\$0.000	\$0.000	\$0.000	\$0.000	\$10.154	\$44.736


** SPECIFIED CONFIDENTIAL **

FPSC Form 423-2

MONTHLY REPORT OF COST AND QUALITY OF COAL FOR ELECTRIC PLANTS
ORIGIN, TONNAGE, DELIVERED PRICE AND AS RECEIVED QUALITY

- 1. Reporting Month: November Year: 1999
- 2. Reporting Company: Tampa Electric Company
- 3. Plant Name: Gannon Station

4. Name, Title & Telephone Number of Contact Person Concerning Data
Submitted on this Form: Jeffrey Chronister, Director Financial Reporting
(813) 228 - 1609

5. Signature of Official Submitting Form: 
Jeffrey Chronister, Director Financial Reporting

6. Date Completed: January 15, 2000

Line No. (a)	Supplier Name (b)	Mine Location (c)	Purchase Type (d)	Transport Mode (e)	Tons (f)	Effective Purchase Price (\$/Ton) (g)	Total Transport Charges (\$/Ton) (h)	FOB Plant Price (\$/Ton) (i)	As Received Coal Quality			
									Sulfur Content % (j)	BTU Content (BTU/lb) (k)	Ash Content % (l)	Moisture Content % (m)
1.	Transfer Facility	N/A	N/A	OB	99,371.00	\$28.745	\$10.147	\$38.892	1.15	11,894	6.09	12.49
2.	Galliff Coal	8,KY,195	LTC	UR	39,430.00	\$44.560	\$19.090	\$63.650	1.30	12,737	7.88	7.15

** SPECIFIED CONFIDENTIAL **

FPSC Form 423-2(a)

MONTHLY REPORT OF COST AND QUALITY OF COAL FOR ELECTRIC PLANTS
DETAILED PURCHASED COAL INVOICE INFORMATION

- 1. Reporting Month: November Year: 1999
- 2. Reporting Company: Tampa Electric Company
- 3. Plant Name: Gannon Station

4. Name, Title & Telephone Number of Contact Person Concerning Data
Submitted on this Form: Jeffrey Chronister, Director Financial Reporting
(813) 228 - 1609

5. Signature of Official Submitting Form: 
Jeffrey Chronister, Director Financial Reporting

6. Date Completed: January 15, 2000

Line No. (a)	Supplier Name (b)	Mine Location (c)	Purchase Type (d)	Tons (e)	F.O.B. Mine Price (\$/Ton) (f)	Shorthaul & Loading Charges (\$/Ton) (g)	Original Invoice Price (\$/Ton) (h)	Retro-active Price Adjustments (\$/Ton) (i)	Base Price (\$/Ton) (j)	Quality Adjustments (\$/Ton) (k)	Effective Purchase Price (\$/Ton) (l)
1.	Transfer Facility	N/A	N/A	99,371.00	N/A	\$0.000	\$28.745	\$0.000	\$28.745	\$0.000	\$28.745
2.	Gatliff Coal	8,KY,195	LTC	39,430.00	N/A	\$0.000	\$44.560	\$0.000	\$44.560	\$0.000	\$44.560

** SPECIFIED CONFIDENTIAL **

PSC Form 423-2(b)

MONTHLY REPORT OF COST AND QUALITY OF COAL FOR ELECTRIC PLANTS
DETAIL OF TRANSPORTATION CHARGES

1. Reporting Month: November Year: 1999

2. Reporting Company: Tampa Electric Company

3. Plant Name: Gannon Station

4. Name, Title & Telephone Number of Contact Person Concerning Data
Submitted on this Form: Jeffrey Chronister, Director Financial Reporting
(813) 228 - 1609

5. Signature of Official Submitting Form:  Jeffrey Chronister, Director Financial Reporting

6. Date Completed: January 15, 2000

Line No. (a)	Supplier Name (b)	Mine Location (c)	Shipping Point (d)	Transport Mode (e)	Tons (f)	Effective Purchase Price (\$/Ton) (g)	Add'l Shorthaul & Loading Charges (\$/Ton) (h)	Rail Charges		Waterborne Charges					Total Transportation Charges (\$/Ton) (p)	FOB Plant Price (\$/Ton) (q)
								Rail Rate (\$/Ton) (i)	Other Rail Charges (\$/Ton) (j)	River Barge Rate (\$/Ton) (k)	Trans-loading Rate (\$/Ton) (l)	Ocean Barge Rate (\$/Ton) (m)	Other Water Charges (\$/Ton) (n)	Other Related Charges (\$/Ton) (o)		
1	Transfer Facility	N/A	Davant, La.	OB	99,371.00	\$28.745	\$0.000	\$0.000	\$0.000	\$0.000	\$0.000	\$0.000	\$0.000	\$0.000	\$10.147	\$38.892
2	Gatliff Coal	8,KY,195	Pike Cnty, KY	UR	39,430.00	\$44.560	\$0.000	\$19.090	\$0.000	\$0.000	\$0.000	\$0.000	\$0.000	\$0.000	\$19.090	\$83.650


** SPECIFIED CONFIDENTIAL **

FPSC Form 423-2

MONTHLY REPORT OF COST AND QUALITY OF COAL FOR ELECTRIC PLANTS
ORIGIN, TONNAGE, DELIVERED PRICE AND AS RECEIVED QUALITY

- 1. Reporting Month: November Year: 1999
- 2. Reporting Company: Tampa Electric Company
- 3. Plant Name: Polk Station

4. Name, Title & Telephone Number of Contact Person Concerning Data
Submitted on this Form: Jeffrey Chronister, Director Financial Reporting
(813) 228 - 1609

5. Signature of Official Submitting Form: 
Jeffrey Chronister, Director Financial Reporting

6. Date Completed: January 15, 2000

Line No. (a)	Supplier Name (b)	Mine Location (c)	Purchase Type (d)	Transport Mode (e)	Tons (f)	Effective Purchase Price (\$/Ton) (g)	Total Transport Charges (\$/Ton) (h)	FOB Plant Price (\$/Ton) (i)	As Received Coal Quality			
									Sulfur Content % (j)	BTU Content (BTU/lb) (k)	Ash Content % (l)	Moisture Content % (m)
1.	Transfer facility	N/A	N/A	OB	64,334.00	\$27.877	\$13.226	\$41.103	3.05	11,417	9.11	12.05

** SPECIFIED CONFIDENTIAL **

FPSC Form 423-2(a)

MONTHLY REPORT OF COST AND QUALITY OF COAL FOR ELECTRIC PLANTS
DETAILED PURCHASED COAL INVOICE INFORMATION

- 1. Reporting Month: November Year: 1999
- 2. Reporting Company: Tampa Electric Company
- 3. Plant Name: Polk Station

4. Name, Title & Telephone Number of Contact Person Concerning Data
Submitted on this Form: Jeffrey Chronister, Director Financial Reporting
(813) 228 - 1609

5. Signature of Official Submitting Form: 
Jeffrey Chronister, Director Financial Reporting

6. Date Completed: January 15, 2000

Line No. (a)	Supplier Name (b)	Mine Location (c)	Purchase Type (d)	Tons (e)	F.O.B. Mine Price (\$/Ton) (f)	Shorthaul & Loading Charges (\$/Ton) (g)	Original Invoice Price (\$/Ton) (h)	Price Adjustments (\$/Ton) (i)	Retro-active Base Price (\$/Ton) (j)	Quality Adjust-ments (\$/Ton) (k)	Effective Purchase Price (\$/Ton) (l)
1.	Transfer facility	N/A	N/A	64,334.00	N/A	\$0.000	\$27.877	\$0.000	\$27.877	\$0.000	\$27.877

** SPECIFIED CONFIDENTIAL **

PSC Form 423-2(b)

MONTHLY REPORT OF COST AND QUALITY OF COAL FOR ELECTRIC PLANTS
DETAIL OF TRANSPORTATION CHARGES


Reporting Month: November Year: 1999

Reporting Company: Tampa Electric Company

Plant Name: Polk Station

4. Name, Title & Telephone Number of Contact Person Concerning Data
Submitted on this Form: Jeffrey Chronister, Director Financial Reporting
(813) 228 - 1609

5. Signature of Official Submitting Form:



Jeffrey Chronister, Director Financial Reporting

6. Date Completed: January 15, 2000

Line No. (a)	Supplier Name (b)	Mine Location (c)	Shipping Point (d)	Transport Mode (e)	Tons (f)	Effective Purchase Price (\$/Ton) (g)	Add'l Shorthaul & Loading Charges (\$/Ton) (h)	Rail Charges		Waterborne Charges					Total Transportation Charges (\$/Ton) (p)	FOB Plant Price (\$/Ton) (q)
								Rail Rate (\$/Ton) (i)	Other Rail Charges (\$/Ton) (j)	River Barge Rate (\$/Ton) (k)	Trans-loading Rate (\$/Ton) (l)	Ocean Barge Rate (\$/Ton) (m)	Other Water Charges (\$/Ton) (n)	Other Related Charges (\$/Ton) (o)		
1.	Transfer facility	N/A	Davant, La.	OB	64,334.00	\$27.877	\$0.000	\$0.000	\$0.000	\$0.000	\$0.000	\$0.000	\$0.000	\$0.000	\$13.226	\$41.103

MONTHLY REPORT OF COST AND QUALITY OF COAL FOR ELECTRIC PLANTS
REPORT OF ADJUSTMENTS TO PREVIOUS COAL DELIVERED

1. Reporting Month, November Year: 1999
2. Reporting Company: Tampa Electric Company

3. Name, Title & Telephone Number of Contact Person Concerning Data
Submitted on this Form: Jeffrey Chronister, Director Financial Reporting
(813) 228 - 1609

4. Signature of Official Submitting Form: 
Jeffrey Chronister, Director Financial Reporting

6. Date Completed: January 15, 2000

Line No (a)	Month Reported (b)	Form Plant Name (c)	Intended Generating Plant (d)	Supplier (e)	Original Line Number (f)	Old Volume Tons (g)	Form No (h)	Column Designator & Title (i)	Old Value (j)	New Value (k)	Delivered Price Transfer Facility (\$/Ton) (l)	Reason for Revision (m)
1.	August 1999	Transfer Facility	Gannon	Sugar Camp	1.	56,648.10	423-2(a)	Col. (k), Quality Adjustments	\$0.000	\$0.690	\$33.061	Quality Adjustment
2.	August 1999	Transfer Facility	Gannon	Sugar Camp	1.	58,648.10	423-2(a)	Col. (k), Quality Adjustments	\$0.690	\$2.100	\$34.471	Quality Adjustment
3.	August 1999	Transfer Facility	Gannon	Sugar Camp	6.	22,873.50	423-2(a)	Col. (k), Quality Adjustments	\$0.000	\$0.650	\$31.180	Quality Adjustment
4.	August 1999	Transfer Facility	Gannon	Jader Fuel Co	4.	34,952.10	423-2(a)	Col. (k), Quality Adjustments	\$0.000	\$0.624	\$30.504	Quality Adjustment
5.	August 1999	Transfer Facility	Gannon	Jader Fuel Co	3.	13,255.80	423-2(a)	Col. (k), Quality Adjustments	\$0.000	\$0.308	\$31.638	Quality Adjustment
6.	September 1999	Transfer Facility	Gannon	American Coal	5.	94,906.00	423-2(a)	Col. (k), Quality Adjustments	\$0.000	(\$0.063)	\$31.837	Quality Adjustment
7.	September 1999	Transfer Facility	Gannon	Sugar Camp	1.	61,547.00	423-2(a)	Col. (k), Quality Adjustments	\$0.000	\$0.530	\$32.901	Quality Adjustment
8.	September 1999	Transfer Facility	Gannon	Sugar Camp	1.	61,547.00	423-2(a)	Col. (k), Quality Adjustments	\$0.530	\$1.630	\$34.001	Quality Adjustment
9.	August 1999	Transfer Facility	Big Bend	AMCI Export	3.	76,612.00	423-2(b)	Col. (l), Retro-Price Adjustments	\$0.000	\$0.450	\$24.010	Price Adjustment
10.	August 1999	Transfer Facility	Big Bend	AMCI Export	3.	76,612.00	423-2(a)	Col. (k), Quality Adjustments	\$0.000	(\$0.466)	\$23.544	Quality Adjustment
11.	September 1999	Transfer Facility	Big Bend	AMCI Export	4.	76,953.00	423-2(b)	Col. (l), Retro-Price Adjustments	\$0.000	\$0.450	\$24.010	Price Adjustment
12.	September 1999	Transfer Facility	Big Bend	AMCI Export	4.	76,953.00	423-2(a)	Col. (k), Quality Adjustments	\$0.000	(\$0.466)	\$23.544	Quality Adjustment
13.	September 1999	Transfer Facility	Gannon	Jader Fuel Co	4.	16,318.30	423-2(a)	Col. (k), Quality Adjustments	\$0.000	\$0.550	\$30.430	Quality Adjustment
14.	September 1999	Transfer Facility	Gannon	Sugar Camp	6.	25,097.60	423-2(a)	Col. (k), Quality Adjustments	\$0.000	\$0.518	\$31.048	Quality Adjustment