



Writer's Direct Dial:
(561) 691-7101

R. Wade Litchfield
Senior Attorney
Florida Authorized House Counsel
Florida Power & Light Company
700 Universe Boulevard
Juno Beach, FL 33408-0420
(561) 691-7103 (Facsimile)

ORIGINAL

RECEIVED-FPSC
00 FEB 29 PM 1:29
RECORDS AND REPORTING

February 29, 2000

VIA HAND DELIVERY

Blanca S. Bayó, Director
Division of Records and Reporting
Florida Public Service Commission
Betty Easley Conference Center
Room 110
2540 Shumard Oak Boulevard
Tallahassee, Florida 32399-0850

Re: ^{000001-EJ}
Docket No. 990004-EJ; Monthly Fuel Filings

Dear Ms. Bayó:

Enclosed herewith for filing is the original and five (5) copies of the following monthly fuel reports for FPL:

- (a) FPSC Forms 423-1, 423-1(a) and 423-1(b) for the month of December 1999;
- (b) FPSC Forms 423-2, 423-2(a), and 423-2(b) for Plant Scherer for the month of November 1999; and
- (c) FPSC Forms 423-2, 423-2(a), and 423-2(b) for St. Johns River Power Park for the month of December 1999.

Wade Litchfield
FPL's Request for Confidential Classification of the information removed from Form 423-1(a) is being filed under separate cover.

Should you have any questions regarding this filing, please contact me at (561) 691-7101.

AFA	_____
APP	_____
CAF	_____
CMU	_____
CTR	_____
EAG	_____
LEG	1
MAS	3
OPC	_____
RRR	_____
SEC	1
WAW	_____
OTH	_____

RECEIVED & FILED
[Signature]
FPSC-BUREAU OF RECORDS

DOCUMENT NUMBER-DATE

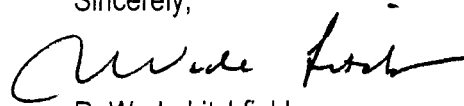
02671 FEB 29 8

FPSC-RECORDS/REPORTING

Blanca S. Bayó, Director
Division of Records and Reporting
Florida Public Service Commission
February 29, 2000
Page 2

Thanking you for your attention to this matter, I remain,

Sincerely,

A handwritten signature in black ink, appearing to read "R. Wade Litchfield". The signature is fluid and cursive, with a long horizontal stroke at the end.

R. Wade Litchfield

RWL/jsb
Enclosures

cc: Service List

MONTHLY REPORT OF COST AND QUALITY OF FUEL OIL FOR ELECTRIC PLANTS
ORIGIN, VOLUME, DELIVERED PRICE AND AS RECEIVED QUANTITY

1. REPORTING MONTH: DEC YEAR: 1999

2. REPORTING COMPANY: FLORIDA POWER & LIGHT COMPANY

3. NAME, TITLE TELEPHONE NUMBER OF CONTACT PERSON CONCERNING DATA
SUBMITTED ON THIS FORM: RITA MCLELLAN, REGULATORY AFFAIRS, (305) 552-40694. SIGNATURE OF OFFICIAL SUBMITTING REPORT: 

5. DATE COMPLETED: 02/14/2000

LINE NO	PLANT	SUPPLIER	SHIPPING POINT	PURCHASE TYPE	DELIVERY LOCATION	DELIVERY DATE	TYPE OIL	SULFUR (%)	BTU CONTENT (BTU / GAL)	VOLUME (BBLs)	PRICE (\$/BBL)
1	MANATEE	COASTAL	HOUSTON	MTC	PORT MANATEE	12/08/1999	F06	0.94	150690	29180	21.0630
2	PT. EVERGLADES	COASTAL	HOUSTON	MTC	PORT EVERGLADES	12/01/1999	F06	0.92	152119	106391	21.1950
3	TURKEY POINT	COASTAL	HOUSTON	MTC	FISHER ISLAND	12/02/1999	F06	0.95	151810	164435	21.1950
4	FT. MYERS	FAMM	CONVENT/MORRERO	MTC	BOCA GRANDE	12/04/1999	F06	2.00	152881	117073	20.3530
5	FT. MYERS	FAMM	CONVENT/MORRERO	MTC	BOCA GRANDE	12/14/1999	F06	1.80	152643	117384	18.7670
6	FT. MYERS	FAMM	CONVENT	MTC	BOCA GRANDE	12/22/1999	F06	2.10	152500	105232	17.9280
7	FT. MYERS	FAMM	NEW ORLEANS	MTC	BOCA GRANDE	12/31/1999	F06	2.00	153286	108774	18.5530
8	MANATEE	FAMM	NEW ORLEANS	MTC	PORT MANATEE	12/31/1999	F06	0.94	153000	98734	18.7400
9	MANATEE	GLENCORE	NEW ORLEANS	S	PORT MANATEE	12/01/1999	F06	0.92	151595	120304	21.2400
10	PT. EVERGLADES	GLENCORE	IMTT-GRETNA	S	PORT EVERGLADES	12/10/1999	F06	0.96	152738	120087	19.7650
11	TURKEY POINT	GLENCORE	NEW ORLEANS	S	FISHER ISLAND	12/20/1999	F06	0.91	152833	118767	18.4500
12	MARTIN	NOVARCO	IMTT GRETNA	S	PALM BEACH	12/07/1999	F06	0.93	154548	118160	20.4780
13	MARTIN	NOVARCO	IMTT ST ROSE	S	PALM BEACH	12/08/1999	F06	0.96	154381	79321	21.5000
14	MARTIN	NOVARCO	NEW ORLEANS	S	PALM BEACH	12/20/1999	F06	0.94	152500	104750	18.5000
15	PT. EVERGLADES	NOVARCO	IMTT ST ROSE	S	PORT EVERGLADES	12/06/1999	F06	0.97	154143	39357	21.5000
16	RIVIERA	NOVARCO	IMTT ST ROSE	S	RIVIERA	12/11/1999	F06	0.92	151452	119717	18.3700
17	MANATEE	COASTAL	NA-TRUCK DELIVERY	STC		12/06/1999	FO2	N/A	N/A	177	*
18	MANATEE	COASTAL	NA-TRUCK DELIVERY	STC		12/20/1999	FO2	N/A	N/A	177	*
19	MANATEE	COASTAL	NA-TRUCK DELIVERY	STC		12/30/1999	FO2	N/A	N/A	178	*
20	MANATEE	COASTAL	NA-TRUCK DELIVERY	STC		12/30/1999	FO2	N/A	N/A	178	*
21	MANATEE	COASTAL	NA-TRUCK DELIVERY	STC		12/03/1999	FO2	N/A	N/A	179	*
22	MANATEE	COASTAL	NA-TRUCK DELIVERY	STC		12/06/1999	FO2	N/A	N/A	184	*
23	MANATEE	COASTAL	NA-TRUCK DELIVERY	STC		12/06/1999	FO2	N/A	N/A	177	*
24	MANATEE	COASTAL	NA-TRUCK DELIVERY	STC		12/21/1999	FO2	N/A	N/A	178	*
25	MANATEE	COASTAL	NA-TRUCK DELIVERY	STC		12/22/1999	FO2	N/A	N/A	178	*
26	MANATEE	COASTAL	NA-TRUCK DELIVERY	STC		12/02/1999	FO2	N/A	N/A	179	*
27	MANATEE	COASTAL	NA-TRUCK DELIVERY	STC		12/02/1999	FO2	N/A	N/A	178	*

MONTHLY REPORT OF COST AND QUALITY OF FUEL OIL FOR ELECTRIC PLANTS
ORIGIN, VOLUME, DELIVERED PRICE AND AS RECEIVED QUANTITY

1. REPORTING MONTH: DEC YEAR: 1999
2. REPORTING COMPANY: FLORIDA POWER & LIGHT COMPANY

3. NAME, TITLE TELEPHONE NUMBER OF CONTACT PERSON CONCERNING DATA
SUBMITTED ON THIS FORM: RITA MCLELLAN, REGULATORY AFFAIRS, (305) - 552- 4069
4. SIGNATURE OF OFFICIAL SUBMITTING REPORT: *Paul A. Karns*
5. DATE COMPLETED: 02/14/2000


LINE NO	PLANT	SUPPLIER	SHIPPING POINT	PURCHASE TYPE	DELIVERY LOCATION	DELIVERY DATE	TYPE OIL	SULFUR (%)	BTU CONTENT (BTU / GAL)	VOLUME (BBLs)	PRICE (\$/BBL)
28	FT. MYERS	COASTAL	NA-TRUCK DELIVERY			12/10/1999	F03	N/A	N/A	8967	31.9290
29	FT. MYERS	COASTAL	NA-TRUCK DELIVERY			12/12/1999	F03	N/A	N/A	8998	31.9290
30	FT. MYERS	COASTAL	NA-TRUCK DELIVERY			12/15/1999	F03	N/A	N/A	8968	31.9290
31	FT. MYERS	COASTAL	NA-TRUCK DELIVERY			12/18/1999	F03	N/A	N/A	9242	31.9290
32	FT. MYERS	COASTAL	NA-TRUCK DELIVERY			12/20/1999	F03	N/A	N/A	9142	31.9290
33	PT. EVERGLADES	AMERIGAS	NA-TRUCK DELIVERY	STC		12/02/1999	PRO	N/A	N/A	8	40.5300
34	PT. EVERGLADES	AMERIGAS	NA-TRUCK DELIVERY	STC		12/30/1999	PRO	N/A	N/A	11	40.9200
35	TURKEY POINT	AMERIGAS	NA-TRUCK DELIVERY	STC		12/30/1999	PRO	N/A	N/A	4	41.3200
36	RIVIERA	AMERIGAS	NA-TRUCK DELIVERY	STC		12/09/1999	PRO	N/A	N/A	5	41.9000
37	TURKEY POINT	AMERIGAS	NA-TRUCK DELIVERY	STC		12/01/1999	PRO	N/A	N/A	8	40.5300
38	MARTIN	INDIANTOWN	NA-TRUCK DELIVERY	STC		12/01/1999	PRO	N/A	N/A	14	36.1200
39	MANATEE	SUBURBAN	NA-TRUCK DELIVERY	STC		12/10/1999	PRO	N/A	N/A	14	40.7200
40	MANATEE	SUBURBAN	NA-TRUCK DELIVERY	STC		12/18/1999	PRO	N/A	N/A	17	40.7200
41	MANATEE	SUBURBAN	NA-TRUCK DELIVERY	STC		12/31/1999	PRO	N/A	N/A	23	40.7200
42	CAPE CANAVERAL	SUBURBAN	NA-TRUCK DELIVERY	STC		12/17/1999	PRO	N/A	N/A	6	40.8900
43	MANATEE	SUBURBAN	NA-TRUCK DELIVERY	STC		12/17/1999	PRO	N/A	N/A	17	40.7200
44	SANFORD	SUBURBAN	NA-TRUCK DELIVERY	STC		12/30/1999	PRO	N/A	N/A	10	40.6600

EDITED COPY

MONTHLY REPORT OF COST AND QUALITY OF FUEL OIL FOR ELECTRIC PLANTS DETAIL OF INVOICE AND TRANSPORTATION CHARGES

FPSC FORM NO. 423-1 (a)

1. REPORTING MONTH: DEC YEAR: 1999
2. REPORTING COMPANY: FLORIDA POWER LIGHT COMPANY

3. NAME, TITLE TELEPHONE NUMBER OF CONTACT PERSON CONCERNING DATA
SUBMITTED ON THIS FORM: RITA MCLELLAN, REGULATORY AFFAIRS, (308) 552 - 4069
4. SIGNATURE OF OFFICIAL SUBMITTING REPORT: 
5. DATE COMPLETED: 02/14/2000

(A)	(B)	(C)	(D)	(E)	(F)	(G)	(H)	(I)	(J)	(K)	(L)	(M)	(N)	(O)	(P)	(Q)	(R)
LINE NO.	PLANT	SUPPLIER	DELIVERY LOCATION	DELIVERY DATE	TYPE OIL	VOLUME (BBLs)	INVOICE PRICE (\$/BBL)	INVOICE AMOUNT (\$)	DISCOUNT (\$)	NET AMOUNT (\$)	NET PRICE (\$/BBL)	QUALITY ADJUST. (\$/BBL)	EFFECTIVE PUR PRICE (\$/BBL)	TRANSP TO TERM (\$/BBL)	ADDITIONAL TRANS CHGS (\$/BBL)	OTHER CHGS (\$/BBL)	DELIVERED PRICE (\$/BBL)
1	MANATEE	COASTAL	PORT MANATEE	12/08/199	F06	29180											21.2987
2	PT. EVERGLADES	COASTAL	PORT EVERGLADES	12/01/199	F06	106391											21.4392
3	TURKEY POINT	COASTAL	FISHER ISLAND	12/02/199	F06	164435											21.9779
4	FT. MYERS	FAMM	BOCA GRANDE	12/04/199	F06	117073											20.7538
5	FT. MYERS	FAMM	BOCA GRANDE	12/14/199	F06	117384											19.1678
6	FT. MYERS	FAMM	BOCA GRANDE	12/22/199	F06	105232											18.3288
7	FT. MYERS	FAMM	BOCA GRANDE	12/31/199	F06	108774											18.9538
8	MANATEE	FAMM	PORT MANATEE	12/31/199	F06	98734											18.9757
9	MANATEE	GLENCORE	PORT MANATEE	12/01/199	F06	120304											21.4757
10	PT. EVERGLADES	GLENCORE	PORT EVERGLADES	12/10/199	F06	120087											20.0092
11	TURKEY POINT	GLENCORE	FISHER ISLAND	12/20/199	F06	118767											19.2329
12	MARTIN	NOVARCO	PALM BEACH	12/07/199	F06	118160											20.9159
13	MARTIN	NOVARCO	PALM BEACH	12/08/199	F06	79321											21.9379
14	MARTIN	NOVARCO	PALM BEACH	12/20/199	F06	104750											18.9379
15	PT. EVERGLADES	NOVARCO	PORT EVERGLADES	12/06/199	F06	39357											21.7442
16	RIVIERA	NOVARCO	RIVIERA	12/11/199	F06	119717											18.5620
17	MANATEE	COASTAL		12/06/199	FO2	177											32.0000
18	MANATEE	COASTAL		12/20/199	FO2	177											33.0600
19	MANATEE	COASTAL		12/30/199	FO2	178											34.5300
20	MANATEE	COASTAL		12/30/199	FO2	178											34.5300
21	MANATEE	COASTAL		12/03/199	FO2	179											32.1100
22	MANATEE	COASTAL		12/06/199	FO2	184											32.0000
23	MANATEE	COASTAL		12/06/199	FO2	177											32.0000
24	MANATEE	COASTAL		12/21/199	FO2	178											33.2700
25	MANATEE	COASTAL		12/22/199	FO2	178											33.2700
26	MANATEE	COASTAL		12/02/199	FO2	178											31.9000
27	MANATEE	COASTAL		12/02/199	FO2	179											31.9000
28	FT. MYERS	COASTAL		12/10/199	F03	8967											31.9290
29	FT. MYERS	COASTAL		12/12/199	F03	8998											31.9290
30	FT. MYERS	COASTAL		12/15/199	F03	8968											31.9290

EDITED COPY

MONTHLY REPORT OF COST AND QUALITY OF FUEL OIL FOR ELECTRIC PLANTS DETAIL OF INVOICE AND TRANSPORTATION CHARGES

FPSC FORM NO. 423-1 (a)

1. REPORTING MONTH: DEC YEAR: 1999

2. REPORTING COMPANY: FLORIDA POWER LIGHT COMPANY

3. NAME, TITLE TELEPHONE NUMBER OF CONTACT PERSON CONCERNING DATA
SUBMITTED ON THIS FORM: RITA MCLELLAN, REGULATORY AFFAIRS, (305) 552 - 4069

4. SIGNATURE OF OFFICIAL SUBMITTING REPORT: 

5. DATE COMPLETED: 02/14/2000

(A)	(B)	(C)	(D)	(E)	(F)	(G)	(H)	(I)	(J)	(K)	(L)	(M)	(N)	(O)	(P)	(Q)	(R)
LINE NO.	PLANT	SUPPLIER	DELIVERY LOCATION	DELIVERY DATE	TYPE OIL	VOLUME (BBL)	INVOICE PRICE (\$/BBL)	INVOICE AMOUNT (\$)	DISCOUNT (\$)	NET AMOUNT (\$)	NET PRICE (\$/BBL)	QUALITY ADJUST. (\$/BBL)	EFFECTIVE PUR PRICE (\$/BBL)	TRANSP TO TERM (\$/BBL)	ADDITIONAL TRANS CHGS (\$/BBL)	OTHER CHGS (\$/BBL)	DELIVERED PRICE (\$/BBL)
31	FT. MYERS	COASTAL		12/18/199	F03	9242											31.9290
32	FT. MYERS	COASTAL		12/20/199	F03	9142											31.9290
33	PT. EVERGLADES	AMERIGAS		12/02/199	PRO	8	40.5300	324	0	324	40.5300	0.0000	40.5300	0.0000	0.0000	0.0000	40.5300
34	PT. EVERGLADES	AMERIGAS		12/30/199	PRO	11	40.9200	450	0	450	40.9200	0.0000	40.9200	0.0000	0.0000	0.0000	40.9200
35	TURKEY POINT	AMERIGAS		12/30/199	PRO	4	41.3200	165	0	165	41.3200	0.0000	41.3200	0.0000	0.0000	0.0000	41.3200
36	RIVIERA	AMERIGAS		12/09/199	PRO	5	41.9000	210	0	210	41.9000	0.0000	41.9000	0.0000	0.0000	0.0000	41.9000
37	TURKEY POINT	AMERIGAS		12/01/199	PRO	8	40.5300	324	0	324	40.5300	0.0000	40.5300	0.0000	0.0000	0.0000	40.5300
38	MARTIN	INDIANTOWN		12/01/199	PRO	14	36.1200	506	0	506	36.1200	0.0000	36.1200	0.0000	0.0000	0.0000	36.1200
39	MANATEE	SUBURBAN		12/10/199	PRO	14	40.7200	570	0	570	40.7200	0.0000	40.7200	0.0000	0.0000	0.0000	40.7200
40	MANATEE	SUBURBAN		12/18/199	PRO	17	40.7200	692	0	692	40.7200	0.0000	40.7200	0.0000	0.0000	0.0000	40.7200
41	MANATEE	SUBURBAN		12/31/199	PRO	23	40.7200	937	0	937	40.7200	0.0000	40.7200	0.0000	0.0000	0.0000	40.7200
42	CAPE CANAVERAL	SUBURBAN		12/17/199	PRO	6	40.8900	245	0	245	40.8900	0.0000	40.8900	0.0000	0.0000	0.0000	40.8900
43	MANATEE	SUBURBAN		12/17/199	PRO	17	40.7200	692	0	692	40.7200	0.0000	40.7200	0.0000	0.0000	0.0000	40.7200
44	SANFORD	SUBURBAN		12/30/199	PRO	10	40.6600	407	0	407	40.6600	0.0000	40.6600	0.0000	0.0000	0.0000	40.6600

FPSC FORM NO. 423-1(b)

MONTHLY REPORT OF COST AND QUALITY OF FUEL OIL FOR ELECTRIC PLANTS
 REPORT OF ADJUSTMENTS TO PREVIOUS OIL DELIVERIES

1. REPORTING MONTH: DECEMBER YEAR: 1999

3. NAME, TITLE, & TELEPHONE NUMBER OF CONTACT PERSON CONCERNING DATA
 SUBMITTED ON THIS FORM: RITA McLELLAN, REGULATORY AFFAIRS,

2. REPORTING COMPANY: FLORIDA POWER & LIGHT COMPANY

4. SIGNATURE OF OFFICIAL SUBMITTING REPORT: 

5. DATE COMPLETED: 02/14/2000

LINE NO.	MONTH REPORTED	FORM PLANT NAME	SUPPLIER	ORIGINAL LINE NUMBER	OLD VOLUME (BBLS)	FORM NO.	COLUMN DESIGNATOR & TITLE	OLD VALUE	NEW VALUE	NEW DELIVERED PRICE (\$/BBL)	REASON FOR REVISION
(A)	(B)	(C)	(D)	(E)	(F)	(G)	(H)	(I)	(J)	(K)	(L)
1	NONE										

**MONTHLY REPORT OF COST AND QUALITY OF COAL FOR ELECTRIC PLANTS
ORIGIN, TONNAGE, DELIVERED PRICE, AND AS RECEIVED QUALITY**

- | | | |
|----------------------------------------------------------------|-------------------|---------------------------------------------------------------------------------------------------------------------------------------------------------------|
| 1. Reporting Month: November | Year: 1999 | 4. Name, Title & Telephone Number of Contact Person Concerning Data Submitted on this Form: Michael J. Frank, Principal Accountant (912) 994-0022, ext. 3904. |
| 2. Reporting Company: FLORIDA POWER & LIGHT COMPANY | | 5. Signature of Official Submitting Report: <i>Kenneth L. Brinkway</i> |
| 3. Plant Name: R.W.SCHERER | | 6. Date Completed: 24-Jan-00 |

Line No.	Supplier Name	Mine Location	Purchase Type	Transport Mode	Tons	Purchase Price (\$/Ton)	Effective Transport Charges (\$/Ton)	Total FOB Plant Price (\$/Ton)	Sulfur Content (%)	Btu Content (Btu/lb)	Ash Content (%)	Moisture Content (%)
(a)	(b)	(c)	(d)	(e)	(f)	(g)	(h)	(i)	(j)	(k)	(l)	(m)
(1)	BLUEGRASS DEV.	08/WV/059	MTC	UR	17,683.91	44.798	12.46	57.258	0.62	12,064	12.30	6.26
(2)	KENNECOTT ENERGY	19/WY/005	S	UR	86,946.05	4.479	21.35	25.829	0.20	8,769	5.55	26.62
(3)	JACOBS RANCH	19/WY/005	S	UR	99,589.41	4.048	21.35	25.398	0.42	8,658	5.61	27.93
(4)	AEI COAL SALES	08/KY/195	MTC	UR	13,258.61	46.144	12.16	58.304	0.66	12,391	10.75	6.10

**MONTHLY REPORT OF COST AND QUALITY OF COAL FOR ELECTRIC PLANTS
DETAILED PURCHASED COAL INVOICE INFORMATION**

- | | | |
|----------------------------------------------------------------|-------------------|---------------------------------------------------------------------------------------------------------------------------------------------------------------|
| 1. Reporting Month: November | Year: 1999 | 4. Name, Title & Telephone Number of Contact Person Concerning Data Submitted on this Form: Michael J. Frank, Principal Accountant (912) 994-0022, ext. 3904. |
| 2. Reporting Company: FLORIDA POWER & LIGHT COMPANY | | 5. Signature of Official Submitting Report: <i>Kenneth J. Brockway</i> |
| 3. Plant Name: R.W.SCHERER | | 6. Date Completed: 24-Jan-00 |

Line No.	Supplier Name	Mine Location	Purch. Type	Tons	FOB Mine Price (\$/Ton)	Shorthaul & Loading Charges (\$/Ton)	Original Invoice Price (\$/Ton)	Retroactive Price Increase (\$/Ton)	Base Price (\$/Ton)	Quality Adjustments (\$/Ton)	Effective Purchase Price (\$/Ton)
(a)	(b)	(c)	(d)	(e)	(f)	(g)	(h)	(i)	(j)	(k)	(l)
(1)	BLUEGRASS DEV.	08/WV/059	MTC	17,683.91	44.512	-	44.512	-	44.512	0.286	44.798
(2)	KENNECOTT ENERGY	19/WY/005	S	86,946.05	4.494	-	4.494	-	4.494	(0.015)	4.479
(3)	JACOBS RANCH	19/WY/005	S	99,589.41	4.066	-	4.066	-	4.066	(0.018)	4.048
(4)	AEI COAL SALES	08/KY/195	MTC	13,258.61	44.393	-	44.393	-	44.393	1.751	46.144

**MONTHLY REPORT OF COST AND QUALITY OF COAL FOR ELECTRIC PLANTS
DETAILED TRANSPORTATION INVOICE INFORMATION**

1. Reporting Month: **November** Year: **1999**
 2. Reporting Company: **FLORIDA POWER & LIGHT COMPANY**
 3. Plant Name: **R.W.SCHERER**

4. Name, Title & Telephone Number of Contact Person Concerning Data
 Submitted on this Form: Michael J. Frank, Principal Accountant
 (912) 994-0022, ext. 3904.

5. Signature of Official Submitting Report: *Kenneth J. Brookway*

6. Date Completed: 24-Jan-00

Line No.	Supplier Name	Mine Location	Shipping Point	Transport Mode	Tons	Effective Purchase Price (\$/Ton)	Additional Shorthaul & Loading Charges (\$/Ton)	Rail Charges		Waterborne Charges				Other Related Charges (\$/Ton)	Total Transportation Charges (\$/Ton)	FOB Plant Price (\$/Ton)
								Rail Rate (\$/Ton)	Other Rail Charges (\$/Ton)	River Barge Rate (\$/Ton)	Trans-loading Rate (\$/Ton)	Ocean Barge Rate (\$/Ton)	Other Water Charges (\$/Ton)			
(a)	(b)	(c)	(d)	(e)	(f)	(g)	(h)	(i)	(j)	(k)	(l)	(m)	(n)	(o)	(p)	(q)
(1)	BLUEGRASS DEV.	08/WV/059	MARROWBONE, WV.	UR	17,683.91	44.798	-	12.46	-	-	-	-	-	-	12.46	57.258
(2)	KENNECOTT ENERGY	19/WY/005	CONVERSE JCTN WY	UR	86,946.05	4.479	-	21.35	-	-	-	-	-	-	21.35	25.829
(3)	JACOBS RANCH	19/WY/005	JACOBS JCTN, WY.	UR	99,589.41	4.048	-	21.35	-	-	-	-	-	-	21.35	25.398
(4)	AEI COAL SALES	08/KY/195	THOMAS, KY.	UR	13,258.61	46.144	-	12.16	-	-	-	-	-	-	12.16	58.304

**MONTHLY REPORT OF COST AND QUALITY OF COAL FOR ELECTRIC PLANTS
ORIGIN, TONNAGE, DELIVERED PRICE AND AS RECEIVED QUALITY**

1. Report For Month/Yr: **December 1999**

4. Name, Title & Telephone Number of Contact
Person Concerning Data Submitted on this Form: **Rita McLellan (305) 552-4068**

2. Reporting Company: **Florida Power & Light**

5. Signature of Official Submitting Report: *Kenneth J. Brockway*

3. Plant Name: **St. Johns River Power Park (SJRPP)**

6. Date Completed: **January 5, 2000**

Line No.	Supplier Name	Mine Location	Purchase Type	Transportation Mode	Tons	Effective Purchase Price (\$/Ton)	Total Trans Cost (\$/Ton)	FOB Plant Price (\$/Ton)	As Received Coal Quality			
									Sulfur Content (%)	Btu Content (Btu/lb)	Ash Content (%)	Moisture Content (%)
(a)	(b)	(c)	(d)	(e)	(f)	(g)	(h)	(i)	(j)	(k)	(l)	(m)
1	James River Coal Sales, Inc.	08,KY,095	LTC	UR	14,070	29.30	13.82	43.12	1.34	12,735	9.50	5.70
2	Arch Coal Sales	08,KY,195	LTC	UR	1,998	23.79	13.66	37.45	1.79	12,194	13.40	5.40
3	Intercor	45,IM,999	LTC	OC	9,074	34.76	0.00	34.76	0.65	11,792	7.10	11.60
4	Consolidation Coal Company	08,KY,025	S	UR	5,578	22.22	11.96	34.18	1.12	12,605	8.80	6.70
5	Consolidation Coal Company	08,KY,133	S	UR	11,932	22.22	11.96	34.18	1.36	13,107	7.10	6.00
6	Fill in Name -----											
7	Fill in Name -----											
8	Fill in Name -----											
9	Fill in Name -----											


**MONTHLY REPORT OF COST AND QUALITY OF COAL FOR ELECTRIC PLANTS
DETAIL OF INVOICE PURCHASE PRICE**

1. Report For Month/Yr: **December 1999**

4. Name, Title & Telephone Number of Contact
Person Concerning Data Submitted on this Form: **Rita McLellan (305) 552-4061**

2. Reporting Company: **Florida Power & Light**

5. Signature of Official Submitting Report:



3. Plant Name: **St. Johns River Power Park (SJRPP)**

6. Date Completed: **January 5, 2000**


Line No.	Supplier Name	Mine Location	Purchase Type	Tons	FOB Mine Price (\$/Ton)	Short Haul & Loading Charge (\$/Ton)	Original Invoice Price (\$/Ton)	Retro-active Price Increases (\$/Ton)	Base Price (\$/Ton)	Quality Adjustments (\$/Ton)	Effective Purchase Price (\$/Ton)
(a)	(b)	(c)	(d)	(e)	(f)	(g)	(h)	(i)	(j)	(k)	(l)
1	James River Coal Sales,	08,KY,095	LTC	14,070	29.30	0.00	29.30	0.00	29.30	0.00	29.30
2	Arch Coal Sales	08,KY,195	LTC	1,998	23.79	0.00	23.79	0.00	23.79	0.00	23.79
3	Intercor	45,IM,999	LTC	9,074	34.76	0.00	34.76	0.00	34.76	0.00	34.76
4	Consolidation Coal Compa	08,KY,025	S	5,578	22.22	0.00	22.22	0.00	22.22	0.00	22.22
5	Consolidation Coal Compa	08,KY,133	S	11,932	22.22	0.00	22.22	0.00	22.22	0.00	22.22
6	Fill in Name -----					0.00		0.00		0.00	
7	Fill in Name -----					0.00		0.00		0.00	
8	Fill in Name -----					0.00		0.00		0.00	
9	Fill in Name -----					0.00		0.00		0.00	

**MONTHLY REPORT OF COST AND QUALITY OF COAL FOR ELECTRIC PLANTS
DETAIL OF TRANSPORTATION CHARGES**

1. Report For Month/Yr: **December 1999**

4. Name, Title & Telephone Number of Contact
Person Concerning Data Submitted on this Form: **Rita McLellan (305) 552-4066**

2. Reporting Company: **Florida Power & Light**

5. Signature of Official Submitting Report: 

3. Plant Name: **St. Johns River Power Park (SJRPP)**

6. Date Completed: **January 5, 2000**

Line No.	Supplier Name	Mine Location	Shipping Point	Transportation Mode	Tons	Effective Purchase Price (\$/Ton)	Short Haul & Loading Charge (\$/Ton)	Rail Charges		Waterborne Charges					Total Transport Charges (\$/Ton)	FOB Plant Price (\$/Ton)
								Rail Rate (\$/Ton)	Other Rail Charges (\$/Ton)	River Barge Rate (\$/Ton)	Trans-loading Rate (\$/Ton)	Ocean Barge Rate (\$/Ton)	Other Water Charges (\$/Ton)	Related Charges (\$/Ton)		
(a)	(b)	(c)	(d)	(e)	(f)	(g)	(h)	(i)	(j)	(k)	(l)	(m)	(n)	(o)	(p)	(q)
1	James River Coal Sales,	08,KY,095	CLOVER	UR	14,070	29.30	0.00	13.82	0.00	0.00	0.00	0.00	0.00	0.00	13.82	43.1
2	Arch Coal Sales	08,KY,195	COAL MAC	UR	1,998	23.79	0.00	13.66	0.00	0.00	0.00	0.00	0.00	0.00	13.66	37.4
3	Intercor	45,IM,999	EL CERREJON	OC	9,074	34.76	0.00	0.00	0.00	0.00	0.00	0.00	0.00	0.00	0.00	34.7
4	Consolidation Coal Compa	08,KY,025	JONES FORK	UR	5,578	22.22	0.00	11.96	0.00	0.00	0.00	0.00	0.00	0.00	11.96	34.1
5	Consolidation Coal Compa	08,KY,133	MILL CREEK	UR	11,932	22.22	0.00	11.96	0.00	0.00	0.00	0.00	0.00	0.00	11.96	34.1
6	Fill in Name -----						0.00		0.00	0.00	0.00	0.00	0.00	0.00		0.0
7	Fill in Name -----						0.00		0.00	0.00	0.00	0.00	0.00	0.00		0.0
8	Fill in Name -----						0.00		0.00	0.00	0.00	0.00	0.00	0.00		0.0
9	Fill in Name -----						0.00		0.00	0.00	0.00	0.00	0.00	0.00		0.0

NOTES: 1) SJRPP reported coal volumes represent FPL's 20% share of total receipts.

CERTIFICATE OF SERVICE

I, THE UNDERSIGNED COUNSEL, HEREBY CERTIFY that copies of Florida Power & Light Company's Forms 423-1, 423-1(a) edited, and 423-1(b) for the month of December 1999; 423-2, 423-2(a), and 423-2(b) for the month of November 1999 for Plant Scherer; and 423-2, 423-2(a), and 423-2(b) for the month of December 1999 for St. Johns River Power Park, have been served via first class mail, postage prepaid to the parties listed below, this 29th day of February, 2000:

Bob Elias, Chief
Bureau of Electric & Gas
Division of Legal Services
Florida Public Service Commission
Gerald L. Gunter Building - Third Floor
2540 Shumard Oak Boulevard
Tallahassee, FL 32399-0850

G. Edison Holland, Esquire
Beggs & Lane
P.O. Box 12950
Pensacola, FL 32576

Major Gary A. Enders
United States Air Force
HQ USAF/ULT, STOP 21
Tyndall AFB, FL 32403-6001

Kenneth Hoffman, Esquire
Rutledge, Ecenia, Underwood
Purnell & Hoffman, P.A.
P.O. Box 551
Tallahassee, FL 32301-0551

Occidental Chemical Corporation
Energy Group
P.O. Box 809050
Dallas, TX 75380-9050

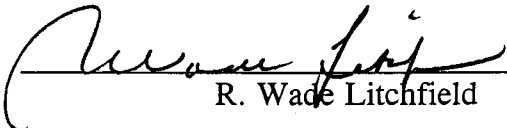
Joseph A. McGlothlin, Esquire
Vicki Gordon Kaufman, Esquire
McWhirter, Reeves, McGlothlin,
Davidson, Etc.
117 S. Gadsden Street
Tallahassee, FL 32301

Jack Shreve, Esquire
Office of Public Counsel
111 W. Madison Street
Room 812
Tallahassee, FL 32399-1400

Lee L. Wills, Esquire
James D. Beasley, Esquire
Ausley, McMullen, McGehee,
Carothers & Proctor
P.O. Box 391
Tallahassee, FL 32302

Lee G. Schmudde, Esquire
Reedy Creek Utilities, Inc.
P.O. Box 40
Lake Buena Vista, FL 32830

James A. McGee, Esquire
P.O. Box 14042
St. Petersburg, FL 33733


R. Wade Litchfield