

# AUSLEY & McMULLEN

ATTORNEYS AND COUNSELORS AT LAW

227 SOUTH CALHOUN STREET  
P.O. BOX 391 (ZIP 32302)  
TALLAHASSEE, FLORIDA 32301  
(850) 224-9115 FAX (850) 222-7560

ORIGINAL

March 15, 2000

HAND DELIVERED

Ms. Blanca S. Bayo, Director  
Division of Records and Reporting  
Florida Public Service Commission  
2540 Shumard Oak Boulevard  
Tallahassee, Florida 32399-0850

ORIGINAL

RECORDS AND REPORTING

00 MAR 15 PM 4:07

RECEIVED-FPSC

Re: Fuel and Purchased Power Cost Recovery Clause  
and Generating Performance Incentive Factor;  
FPSC Docket No. 000001-EI

Dear Ms. Bayo:

Enclosed for filing in the above-styled docket are the original and ten (10) copies of Tampa Electric Company's Forms 423-1, 423-1(a), 423-1(b), 423-2, 423-2(a), 423-2(b) and 423-2(c) for the month of January 2000. Portions of Forms 423-1(a), 423-2, 423-2(a) and 423-2(b) have been whited out to delete certain confidential proprietary business information which is the subject of a separate request for specified confidential treatment being simultaneously filed herewith.

Please acknowledge receipt and filing of the above by stamping the duplicate copy of this letter and returning same to this writer.

Thank you for your assistance in connection with this matter.

Sincerely,

Lee L. Willis

- AFA \_\_\_\_\_
- APP \_\_\_\_\_
- CAF \_\_\_\_\_
- CMU \_\_\_\_\_
- CTR \_\_\_\_\_
- EAG \_\_\_\_\_
- LEG 1
- MAS 3 LLW/pp
- OPC \_\_\_\_\_ Enclosures
- RRR \_\_\_\_\_
- SEC 1
- WAW \_\_\_\_\_
- OTH \_\_\_\_\_

RECEIVED & FILED

FPSC-BUREAU OF RECORDS

cc: All Parties of Record (w/o encls.)

DOCUMENT NUMBER-DATE

03327 MAR 15 8

FPSC-RECORDS/REPORTING

MONTHLY REPORT OF COST AND QUALITY OF FUEL OIL FOR ELECTRIC PLANTS  
ORIGIN, VOLUME, DELIVERED PRICE AND AS RECEIVED QUALITY

1. Reporting Month: January Year: 2000  
2. Reporting Company: Tampa Electric Company

3. Name, Title & Telephone Number of Contact Person Concerning Data  
Submitted on this Form: Jeffrey Chronister, Director Financial Reporting  
(813) - 228 - 1609

4. Signature of Official Submitting Report:   
Jeffrey Chronister, Director Financial Reporting

6. Date Completed: March 15, 2000

Line No. (a)	Plant Name (b)	Supplier Name (c)	Shipping Point (d)	Purchase Type (e)	Delivery Location (f)	Delivery Date (g)	Type Oil (h)	Sulfur Content % (i)	BTU Content (BTU/Gal) (j)	Volume (Bbls) (k)	Delivered Price (\$/Bbl) (l)
1.	Gannon	Central	Tampa	MTC	Gannon	01/03/00	F02	*	*	891.62	\$30.6910
2.	Gannon	Central	Tampa	MTC	Gannon	01/04/00	F02	*	*	177.98	\$30.6904
3.	Gannon	Central	Tampa	MTC	Gannon	01/06/00	F02	*	*	178.52	\$30.6916
4.	Gannon	Central	Tampa	MTC	Gannon	01/07/00	F02	*	*	96.07	\$30.6915
5.	Gannon	Central	Tampa	MTC	Gannon	01/10/00	F02	*	*	1,072.10	\$29.8801
6.	Gannon	Central	Tampa	MTC	Gannon	01/11/00	F02	*	*	357.83	\$29.8804
7.	Gannon	Central	Tampa	MTC	Gannon	01/13/00	F02	*	*	356.86	\$29.8800
8.	Gannon	Central	Tampa	MTC	Gannon	01/17/00	F02	*	*	357.43	\$30.8364
9.	Gannon	Central	Tampa	MTC	Gannon	01/20/00	F02	*	*	95.24	\$30.8359
10.	Gannon	Central	Tampa	MTC	Gannon	01/21/00	F02	*	*	179.10	\$30.8357
11.	Gannon	Central	Tampa	MTC	Gannon	01/24/00	F02	*	*	358.12	\$35.6597
12.	Gannon	Central	Tampa	MTC	Gannon	01/25/00	F02	*	*	537.19	\$35.6598
13.	Gannon	Central	Tampa	MTC	Gannon	01/26/00	F02	*	*	717.74	\$35.6597
14.	Gannon	Central	Tampa	MTC	Gannon	01/27/00	F02	*	*	718.00	\$35.6598
15.	Gannon	Central	Tampa	MTC	Gannon	01/28/00	F02	*	*	112.44	\$35.6636
16.	Big Bend	Central	Tampa	MTC	Big Bend	01/03/00	F02	*	*	337.98	\$30.6906
17.	Big Bend	Central	Tampa	MTC	Big Bend	01/04/00	F02	*	*	357.10	\$30.6906
18.	Big Bend	Central	Tampa	MTC	Big Bend	01/05/00	F02	*	*	893.40	\$30.6912
19.	Big Bend	Central	Tampa	MTC	Big Bend	01/12/00	F02	*	*	178.52	\$29.8811
20.	Big Bend	Central	Tampa	MTC	Big Bend	01/26/00	F02	*	*	10,542.97	\$35.7014
21.	Polk	BP	Tampa	MTC	Polk	01/05/00	F02	*	*	533.50	\$32.2063
22.	Polk	BP	Tampa	MTC	Polk	01/06/00	F02	*	*	4,942.22	\$32.4162
23.	Polk	BP	Tampa	MTC	Polk	01/07/00	F02	*	*	5,350.69	\$31.8909
24.	Polk	BP	Tampa	MTC	Polk	01/08/00	F02	*	*	1,956.82	\$31.8910
25.	Polk	BP	Tampa	MTC	Polk	01/09/00	F02	*	*	2,378.95	\$31.8909

\* No analysis Taken

DOCUMENT NUMBER-DATE

03327 MAR 15 8


FPSC-RECORDS/REPORTING

MONTHLY REPORT OF COST AND QUALITY OF FUEL OIL FOR ELECTRIC PLANTS  
ORIGIN, VOLUME, DELIVERED PRICE AND AS RECEIVED QUALITY

1. Reporting Month: January Year: 2000

2. Reporting Company: Tampa Electric Company

3. Name, Title & Telephone Number of Contact Person Concerning Data  
Submitted on this Form: Jeffrey Chronister, Director Financial Reporting  
(813) - 228 - 1609

4. Signature of Official Submitting Report:   
Jeffrey Chronister, Director Financial Reporting

6. Date Completed: March 15, 2000

Line No. (a)	Plant Name (b)	Supplier Name (c)	Shipping Point (d)	Purchase Type (e)	Delivery Location (f)	Delivery Date (g)	Type Oil (h)	Sulfur Content % (i)	BTU Content (BTU/Gal) (j)	Volume (Bbls) (k)	Delivered Price (\$/Bbl) (l)
26.	Polk	BP	Tampa	MTC	Polk	01/10/00	F02	*	*	3,024.76	\$31.6812
27.	Polk	BP	Tampa	MTC	Polk	01/11/00	F02	*	*	2,488.48	\$31.3665
28.	Polk	BP	Tampa	MTC	Polk	01/12/00	F02	*	*	178.10	\$31.3665
29.	Polk	BP	Tampa	MTC	Polk	01/13/00	F02	*	*	1,778.82	\$32.1014
30.	Polk	BP	Tampa	MTC	Polk	01/14/00	F02	*	*	355.43	\$33.7811
31.	Hookers Point	Central	Tampa	MTC	Hookers Point	01/10/00	F02	*	*	118.95	\$29.8808

\* No analysis taken.

MONTHLY REPORT OF COST AND QUALITY OF FUEL OIL FOR ELECTRIC PLANTS  
 DETAIL OF INVOICE AND TRANSPORTATION CHARGES

Reporting Month: January Year: 2000  
 Reporting Company: Tampa Electric Company

3. Name, Title & Telephone Number of Contact Person Concerning Data  
 Submitted on this Form: Jeffrey Chronister, Director Financial Reporting  
 (813) - 228 - 1609

4. Signature of Official Submitting Report:   
 Jeffrey Chronister, Director Financial Reporting

6. Date Completed: March 15, 2000

Line No.	Plant Name	Supplier Name	Delivery Location	Delivery Date	Type Oil	Volume (Bbls)	Invoice Price (\$/Bbl)	Invoice Amount \$	Discount \$	Net Amount \$	Net Price (\$/Bbl)	Quality Adjust. (\$/Bbl)	Effective Purchase Price (\$/Bbl)	Transport to Terminal (\$/Bbl)	Add'l Transport Charges (\$/Bbl)	Other Charges (\$/Bbl)	Delivered Price (\$/Bbl)
(i)	(b)	(c)	(d)	(e)	(f)	(g)	(h)	(i)	(j)	(k)	(l)	(m)	(n)	(o)	(p)	(q)	(r)
1.	Gannon	Central	Gannon	01/03/00	F02	891.62									\$0.0000	\$0.0000	\$30.6910
2.	Gannon	Central	Gannon	01/04/00	F02	177.98									\$0.0000	\$0.0000	\$30.6904
3.	Gannon	Central	Gannon	01/06/00	F02	178.52									\$0.0000	\$0.0000	\$30.6916
4.	Gannon	Central	Gannon	01/07/00	F02	96.07									\$0.0000	\$0.0000	\$30.6915
5.	Gannon	Central	Gannon	01/10/00	F02	1,072.10									\$0.0000	\$0.0000	\$29.8801
6.	Gannon	Central	Gannon	01/11/00	F02	357.83									\$0.0000	\$0.0000	\$29.8804
7.	Gannon	Central	Gannon	01/13/00	F02	356.86									\$0.0000	\$0.0000	\$29.8800
8.	Gannon	Central	Gannon	01/17/00	F02	357.43									\$0.0000	\$0.0000	\$30.8364
9.	Gannon	Central	Gannon	01/20/00	F02	95.24									\$0.0000	\$0.0000	\$30.8359
10.	Gannon	Central	Gannon	01/21/00	F02	179.10									\$0.0000	\$0.0000	\$30.8357
11.	Gannon	Central	Gannon	01/24/00	F02	358.12									\$0.0000	\$0.0000	\$35.6597
12.	Gannon	Central	Gannon	01/25/00	F02	537.19									\$0.0000	\$0.0000	\$35.6598
13.	Gannon	Central	Gannon	01/26/00	F02	717.74									\$0.0000	\$0.0000	\$35.6597
14.	Gannon	Central	Gannon	01/27/00	F02	718.00									\$0.0000	\$0.0000	\$35.6598
15.	Gannon	Central	Gannon	01/28/00	F02	112.44									\$0.0000	\$0.0000	\$35.6636
16.	Big Bend	Central	Big Bend	01/03/00	F02	337.98									\$0.0000	\$0.0000	\$30.6906
17.	Big Bend	Central	Big Bend	01/04/00	F02	357.10									\$0.0000	\$0.0000	\$30.6906
18.	Big Bend	Central	Big Bend	01/05/00	F02	893.40									\$0.0000	\$0.0000	\$30.6912
19.	Big Bend	Central	Big Bend	01/12/00	F02	178.52									\$0.0000	\$0.0000	\$29.8811
20.	Big Bend	Central	Big Bend	01/26/00	F02	10,542.97									\$0.0000	\$0.0000	\$35.7014
21.	Polk	BP	Polk	01/05/00	F02	533.50									\$0.0000	\$0.0000	\$32.2063
22.	Polk	BP	Polk	01/06/00	F02	4,942.22									\$0.0000	\$0.0000	\$32.4162
23.	Polk	BP	Polk	01/07/00	F02	5,350.69									\$0.0000	\$0.0000	\$31.8909
24.	Polk	BP	Polk	01/08/00	F02	1,956.82									\$0.0000	\$0.0000	\$31.8910
25.	Polk	BP	Polk	01/09/00	F02	2,378.95									\$0.0000	\$0.0000	\$31.8909

MONTHLY REPORT OF COST AND QUALITY OF FUEL OIL FOR ELECTRIC PLANTS  
 DETAIL OF INVOICE AND TRANSPORTATION CHARGES

1. Reporting Month: January Year: 2000

2. Reporting Company: Tampa Electric Company

3. Name, Title & Telephone Number of Contact Person Concerning Data  
 Submitted on this Form: Jeffrey Chronister, Director Financial Reporting  
 (813) - 228 - 1609

4. Signature of Official Submitting Report:   
 Jeffrey Chronister, Director Financial Reporting

6. Date Completed: March 15, 2000


Line No. (a)	Plant Name (b)	Supplier Name (c)	Delivery Location (d)	Delivery Date (e)	Type Oil (f)	Volume (Bbls) (g)	Invoice Price (\$/Bbl) (h)	Invoice Amount \$ (i)	Discount \$ (j)	Net Amount \$ (k)	Net Price (\$/Bbl) (l)	Quality Adjust. (\$/Bbl) (m)	Effective Purchase Price (\$/Bbl) (n)	Transport to Terminal (\$/Bbl) (o)	Add'l Transport Charges (\$/Bbl) (p)	Other Charges (\$/Bbl) (q)	Delivered Price (\$/Bbl) (r)
26.	Polk	BP	Polk	01/10/00	F02	3,024.76									\$0.0000	\$0.0000	\$31.6812
27.	Polk	BP	Polk	01/11/00	F02	2,488.48									\$0.0000	\$0.0000	\$31.3665
28.	Polk	BP	Polk	01/12/00	F02	178.10									\$0.0000	\$0.0000	\$31.3665
29.	Polk	BP	Polk	01/13/00	F02	1,778.82									\$0.0000	\$0.0000	\$32.1014
30.	Polk	BP	Polk	01/14/00	F02	355.43									\$0.0000	\$0.0000	\$33.7811
31.	Hookers Point	Central	Hookers Point	01/10/00	F02	118.95									\$0.0000	\$0.0000	\$29.8808

MONTHLY REPORT OF COST AND QUALITY OF FUEL OIL FOR ELECTRIC PLANTS  
 REPORT OF ADJUSTMENTS TO PREVIOUS OIL DELIVERIES

Reporting Month: January Year: 2000

Reporting Company: Tampa Electric Company

3. Name, Title & Telephone Number of Contact Person Concerning Data  
 Submitted on this Form: Jeffrey Chronister, Director Financial Reporting  
 (813) - 228 - 1609

4. Signature of Official Submitting Report:   
 Jeffrey Chronister, Director Financial Reporting

6. Date Completed: March 15, 2000

Line No. (a)	Month Reported (b)	Form Plant Name (c)	Supplier (d)	Original Line Number (e)	Old Volume (Bbls) (f)	Form No. (g)	Column Designator & Title (h)	Old Value (i)	New Value (j)	New Delivered Price (k)	Reason for Revision (l)
1.	October 1999	Hookers Point	Coastal	25.	24,505.61	423-1(a)	Column (g) Volume (Bbls)	24,505.61	24,698.62	\$20.4500	Volume Adjustment
2.	October 1999	Hookers Point	Coastal	25.	24,505.61	423-1(a)	Column (i) Invoice Amount	501,139.72	505,086.78	\$20.4500	Price Adjustment


MONTHLY REPORT OF COST AND QUALITY OF COAL FOR ELECTRIC PLANTS  
ORIGIN, TONNAGE, DELIVERED PRICE AND AS RECEIVED QUALITY

Reporting Month: January Year: 2000

Reporting Company: Tampa Electric Company

Plant Name: Electro-Coal Transfer Facility - Big Bend Station (1)

4. Name, Title & Telephone Number of Contact Person Concerning Data  
Submitted on this Form: Jeffrey Chronister, Director Financial Reporting  
(813) - 228 - 1609

5. Signature of Official Submitting Form:   
Jeffrey Chronister, Director Financial Reporting

6. Date Completed: March 15, 2000

Line No. a)	Supplier Name (b)	Mine Location (c)	Purchase Type (d)	Transport Mode (e)	Tons (f)	Effective Purchase Price (\$/Ton) (g)	Total Transport Charges (\$/Ton) (h)	Delivered Price Facility (\$/Ton) (i)	As Received Coal Quality			
									Sulfur Content % (j)	BTU Content (BTU/lb) (k)	Ash Content % (l)	Moisture Content % (m)
1.	Zeigler Coal	10,IL,145,157	LTC	RB	89,399.80			\$45.290	3.03	10,968	9.27	13.26
2.	Peabody Development	10,IL,165	LTC	RB	24,849.70			\$37.310	1.74	12,411	6.74	9.44
3.	Peabody Development	9,KY,225	LTC	RB	71,500.00			\$28.990	2.89	11,518	8.80	11.54
4.	Peabody Development	10,IL,165	LTC	RB	43,963.70			\$32.300	2.90	12,629	9.50	6.55

(1) As Electro-Coal Transfer Facility is a central storage site for coal prior to its delivery to the power plant, the coal from suppliers noted on this schedule is usually delivered to Big Bend Station but could ultimately be delivered to Gannon Station or Polk Station.

**MONTHLY REPORT OF COST AND QUALITY OF COAL FOR ELECTRIC PLANTS  
DETAILED PURCHASED COAL INVOICE INFORMATION**

Reporting Month: January Year: 2000

Reporting Company: Tampa Electric Company

Plant Name: *Electro-Coal Transfer Facility - Big Bend Station (1)*

4. Name, Title & Telephone Number of Contact Person Concerning Data  
Submitted on this Form: Jeffrey Chronister, Director Financial Reporting  
(813) - 228 - 1609

5. Signature of Official Submitting Form:   
Jeffrey Chronister, Director Financial Reporting

6. Date Completed: March 15, 2000

Line No. (a)	Supplier Name (b)	Mine Location (c)	Purchase Type (d)	Tons (e)	F.O.B. (2) Mine Price (\$/Ton) (f)	Shorthaul & Loading Charges (\$/Ton) (g)	Original Invoice Price (\$/Ton) (h)	Retro- active Price Adjustments (\$/Ton) (i)	Base Price (\$/Ton) (j)	Quality Adjust- ments (\$/Ton) (k)	Effective Purchase Price (\$/Ton) (l)
1.	Zeigler Coal	10,IL,145,157	LTC	89,399.80	N/A	\$0.00		\$0.000		\$0.000	
2.	Peabody Development	10,IL,165	LTC	24,849.70	N/A	\$0.00		\$0.000		\$0.000	
3.	Peabody Development	9,KY,225	LTC	71,500.00	N/A	\$0.00		\$0.000		\$0.000	
4.	Peabody Development	10,IL,165	LTC	43,963.70	N/A	\$0.00		\$0.000		\$0.000	

(1) As Electro-Coal Transfer Facility is a central storage site for coal prior to its delivery to the power plant, the coal from suppliers noted on this schedule is usually delivered to Big Bend Station but could ultimately be delivered to Gannon Station or Polk station.

(2) Tampa Electric purchases coal F.O.B. shipping point or F.O.B. destination.



MONTHLY REPORT OF COST AND QUALITY OF COAL FOR ELECTRIC PLANTS  
 DETAIL OF TRANSPORTATION CHARGES

Reporting Month: January Year: 2000

Reporting Company: Tampa Electric Company

Plant Name: Electro-Coal Transfer Facility - Big Bend Station (1)

4. Name, Title & Telephone Number of Contact Person Concerning Data  
 Submitted on this Form: Jeffrey Chronister, Director Financial Reporting  
 (813) - 228 - 1609

5. Signature of Official Submitting Form:   
 Jeffrey Chronister, Director Financial Reporting

6. Date Completed: March 15, 2000

Line No.	Supplier Name (b)	Mine Location (c)	Shipping Point (d)	Transport Mode (e)	Tons (f)	(2) Effective Purchase Price (\$/Ton) (g)	Add'l Shorthaul & Loading Charges (\$/Ton) (h)	Rail Charges		Waterborne Charges					Total Transportation Charges (\$/Ton) (p)	Delivered Price Facility (\$/Ton) (q)	
								Rail Rate (\$/Ton) (i)	Other Rail Charges (\$/Ton) (j)	River Barge Rate (\$/Ton) (k)	Trans-loading Rate (\$/Ton) (l)	Ocean Barge Rate (\$/Ton) (m)	Other Water Charges (\$/Ton) (n)	Other Related Charges (\$/Ton) (o)			
1.	Zeigler Coal	10,IL,145,157	Randolph & Perry Cnty, IL	RB	89,399.80		\$0.000		\$0.000								\$45.290
2.	Peabody Development	10,IL,165	Saline Cnty, IL	RB	24,849.70		\$0.000		\$0.000								\$37.310
3.	Peabody Development	9,KY,225	Union Cnty, Ky	RB	71,500.00		\$0.000		\$0.000								\$28.990
4.	Peabody Development	10,IL,165	Union Cnty, Ky	RB	43,963.70		\$0.000		\$0.000								

(1) As Electro-Coal Transfer Facility is a central storage site for coal prior to its delivery to the power plant, the coal from suppliers noted on this schedule is usually delivered to Big Bend Station but could ultimately be delivered to Gannon Station or Polk station.

(2) Tampa Electric purchases coal F.O.B. shipping point or F.O.B. destination.

MONTHLY REPORT OF COST AND QUALITY OF COAL FOR ELECTRIC PLANTS  
ORIGIN, TONNAGE, DELIVERED PRICE AND AS RECEIVED QUALITY

Reporting Month: January Year: 2000

Reporting Company: Tampa Electric Company

Plant Name: Electro-Coal Transfer Facility - Gannon Station (1)

4. Name, Title & Telephone Number of Contact Person Concerning Data  
Submitted on this Form: Jeffrey Chronister, Director Financial Reporting  
(813) - 228 - 1609

5. Signature of Official Submitting Form:   
Jeffrey Chronister, Director Financial Reporting

6. Date Completed: March 15, 2000

Line No. (a)	Supplier Name (b)	Mine Location (c)	Purchase Type (d)	Transport Mode (e)	Tons (f)	Effective Purchase Price (\$/Ton) (g)	Total Transport Charges (\$/Ton) (h)	Delivered Price Transfer Facility (\$/Ton) (i)	As Received Coal Quality			
									Sulfur Content % (j)	BTU Content (BTU/lb) (k)	Ash Content % (l)	Moisture Content % (m)
1.	Sugar Camp	10,IL,059	LTC	RB	70,631.20			\$33.251	2.73	12693	9.02	6.72
2.	Peabody Development	19,WY,05	S	RB	59,039.83			\$22.980	0.18	8781	4.48	27.50
3.	Jader Fuel Co	10,IL,165	LTC	RB	79,606.40			\$32.210	3.02	12702	10.45	5.42
4.	American Coal	10,IL,165	LTC	RB	83,782.00			\$32.570	1.40	12028	6.44	11.96
5.	American Coal	10,IL,165	LTC	RB	35,573.00			\$33.120	1.41	12073	6.34	11.75
6.	Sugar Camp	10,IL,059	S	RB	70,802.30			\$30.398	2.93	12468	10.10	6.88
7.	Jader Fuel Co	10,IL,165	LTC	RB	3,132.40			\$31.110	3.04	12012	10.86	9.40

(1) As Electro-Coal Transfer Facility is a central storage site for coal prior to its delivery to the power plant, the coal from suppliers noted on this schedule is usually delivered to Gannon Station but could ultimately be delivered to Big Bend Station or Polk Station.

MONTHLY REPORT OF COST AND QUALITY OF COAL FOR ELECTRIC PLANTS  
 DETAILED PURCHASED COAL INVOICE INFORMATION

Reporting Month: January Year: 2000

Reporting Company: Tampa Electric Company

Plant Name: Electro-Coal Transfer Facility - Gannon Station (1)

4. Name, Title & Telephone Number of Contact Person Concerning Data  
 Submitted on this Form: Jeffrey Chronister, Director Financial Reporting  
 (813) - 228 - 1609

5. Signature of Official Submitting Form:   
 Jeffrey Chronister, Director Financial Reporting

6. Date Completed: March 15, 2000

Line No. (a)	Supplier Name (b)	Mine Location (c)	Purchase Type (d)	Tons (e)	F.O.B. (2) Mine Price (\$/Ton) (f)	Shorthaul & Loading Charges (\$/Ton) (g)	Original Invoice Price (\$/Ton) (h)	Retro-active Price Adjustments (\$/Ton) (i)	Base Price (\$/Ton) (j)	Quality Adjustments (\$/Ton) (k)	Effective Purchase Price (\$/Ton) (l)
1.	Sugar Camp	10,IL,059	LTC	70,631.20	N/A	\$0.000		(\$0.159)		\$0.000	
2.	Peabody Development	19,WY,05	S	59,039.83	N/A	\$0.000		\$0.000		\$0.000	
3.	Jader Fuel Co	10,IL,165	LTC	79,606.40	N/A	\$0.000		(\$0.150)		\$0.000	
4.	American Coal	10,IL,165	LTC	83,782.00	N/A	\$0.000		\$0.000		\$0.000	
5.	American Coal	10,IL,165	LTC	35,573.00	N/A	\$0.000		\$0.000		\$0.000	
6.	Sugar Camp	10,IL,059	S	70,802.30	N/A	\$0.000		(\$0.142)		\$0.000	
7.	Jader Fuel Co	10,IL,165	LTC	3,132.40	N/A	\$0.000		(\$0.150)		\$0.000	

(1) As Electro-Coal Transfer Facility is a central storage site for coal prior to its delivery to the power plant, the coal from suppliers noted on this schedule is usually delivered to Gannon Station but could ultimately be delivered to Big Bend Station or Polk Station.

(2) Tampa Electric purchases coal F.O.B. shipping point or F.O.B. destination.

MONTHLY REPORT OF COST AND QUALITY OF COAL FOR ELECTRIC PLANTS  
 DETAIL OF TRANSPORTATION CHARGES

Reporting Month: January Year: 2000

Reporting Company: Tampa Electric Company

Plant Name: Electro-Coal Transfer Facility - Gannon Station (1)

4. Name, Title & Telephone Number of Contact Person Concerning Data  
 Submitted on this Form: Jeffrey Chronister, Director Financial Reporting  
 (813) - 228 - 1609

5. Signature of Official Submitting Form:   
 Jeffrey Chronister, Director Financial Reporting

6. Date Completed: March 15, 2000

Line No. (a)	Supplier Name (b)	Mine Location (c)	Shipping Point (d)	Transport Mode (e)	Tons (f)	Rail Charges				Waterborne Charges				Total Transportation Charges (p)	Delivered Price Facility (q)	
						(2) Effective Purchase Price (\$/Ton) (g)	Add'l Shorthaul & Loading Charges (\$/Ton) (h)	Rail Rate (\$/Ton) (i)	Other Rail Charges (\$/Ton) (j)	River Barge Rate (\$/Ton) (k)	Trans-loading Rate (\$/Ton) (l)	Ocean Barge Rate (\$/Ton) (m)	Other Water Charges (\$/Ton) (n)			Other Related Charges (\$/Ton) (o)
1.	Sugar Camp	10,IL,059	Gallatin Cnty, IL	RB	70,631.20		\$0.000		\$0.000							\$33.251
2.	Peabody Development	19,WY,05	Campbell Cnty, Wy	RB	59,039.83		\$0.000		\$0.000							\$22.980
3.	Jader Fuel Co	10,IL,165	Saline Cnty, IL	RB	79,606.40		\$0.000		\$0.000							\$32.210
4.	American Coal	10,IL,165	Saline Cnty, IL	RB	83,782.00		\$0.000		\$0.000							\$32.570
5.	American Coal	10,IL,165	Saline Cnty, IL	RB	35,573.00		\$0.000		\$0.000							\$33.120
6.	Sugar Camp	10,IL,059	Gallatin Cnty, IL	RB	70,802.30		\$0.000		\$0.000							\$30.398
7.	Jader Fuel Co	10,IL,165	Saline Cnty, IL	RB	3,132.40		\$0.000		\$0.000							\$31.110


(1) As Electro-Coal Transfer Facility is a central storage site for coal prior to its delivery to the power plant, the coal from suppliers noted on this schedule is usually delivered to Gannon Station but could ultimately be delivered to Big Bend Station or Polk Station.

(2) Tampa Electric purchases coal F.O.B. shipping point or F.O.B. destination.

MONTHLY REPORT OF COST AND QUALITY OF COAL FOR ELECTRIC PLANTS  
ORIGIN, TONNAGE, DELIVERED PRICE AND AS RECEIVED QUALITY

Reporting Month: January Year: 2000  
Reporting Company: Tampa Electric Company  
Plant Name: Electro-Coal Transfer Facility - Polk Station (1)

4. Name, Title & Telephone Number of Contact Person Concerning Data  
Submitted on this Form: Jeffrey Chronister, Director Financial Reporting  
(813) 228 - 1609

5. Signature of Official Submitting Form:   
Jeffrey Chronister, Director Financial Reporting

6. Date Completed: March 15, 2000

Line No. (a)	Supplier Name (b)	Mine Location (c)	Purchase Type (d)	Transport Mode (e)	Tons (f)	Effective Purchase Price (\$/Ton) (g)	Total Transport Charges (\$/Ton) (h)	Delivered Price Transfer Facility (\$/Ton) (i)	As Received Coal Quality			
									Sulfur Content % (j)	BTU Content (BTU/lb) (k)	Ash Content % (l)	Moisture Content % (m)

1. None

(1) As Electro-Coal Transfer Facility is a central storage site for coal prior to its delivery to the power plant, the coal from suppliers noted on this schedule is usually delivered to Polk Station but could ultimately be delivered to Big Bend Station or Gannon Station.

MONTHLY REPORT OF COST AND QUALITY OF COAL FOR ELECTRIC PLANTS  
 DETAILED PURCHASED COAL INVOICE INFORMATION

1. Reporting Month: January Year: 2000  
 2. Reporting Company: Tampa Electric Company  
 3. Plant Name: Electro-Coal Transfer Facility - Polk Station (1)

4. Name, Title & Telephone Number of Contact Person Concerning Data  
 Submitted on this Form: Jeffrey Chronister, Manager Financial Reporting  
 (813) - 228 - 1609

5. Signature of Official Submitting Form:   
 Jeffrey Chronister, Director Financial Reporting

6. Date Completed: March 15, 2000

No. (a)	Line Supplier Name (b)	Mine Location (c)	Purchase		F.O.B.(2) Mine Price (\$/Ton) (f)	Shorthaul & Loading Charges (\$/Ton) (g)	Original Invoice Price (\$/Ton) (h)	Retro- active Price Adjustments (\$/Ton) (i)	Base Price (\$/Ton) (j)	Quality Adjust- ments (\$/Ton) (k)	Effective Purchase Price (\$/Ton) (l)
			Type (d)	Tons (e)							
1.	None										

(1) As Electro-Coal Transfer Facility is a central storage site for coal prior to its delivery to the power plant, the coal from suppliers noted on this schedule is usually delivered to Polk Station but could ultimately be delivered to Big Bend Station or Gannon Station.

(2) Tampa Electric purchases coal F.O.B. shipping point or F.O.B. destination.

MONTHLY REPORT OF COST AND QUALITY OF COAL FOR ELECTRIC PLANTS  
 DETAIL OF TRANSPORTATION CHARGES

Reporting Month: January Year: 2000

Reporting Company: Tampa Electric Company

Plant Name: Electro-Coal Transfer Facility - Polk Station (1)

4. Name, Title & Telephone Number of Contact Person Concerning Data  
 Submitted on this Form: Jeffrey Chronister, Director Financial Reporting  
 (813) 228 - 1609

5. Signature of Official Submitting Form:   
 Jeffrey Chronister, Director Financial Reporting

6. Date Completed: March 15, 2000

Line No. a)	Supplier Name (b)	Mine Location (c)	Shipping Point (d)	Trans- port Mode (e)	Tons (f)	(2) Effective Purchase Price (\$/Ton) (g)	Add'l Shorthaul & Loading Charges (\$/Ton) (h)	Rail Charges		Waterborne Charges					Total Transpor- tation Charges (\$/Ton) (p)	Delivered Price Transfer Facility (\$/Ton) (q)
								Rail Rate (\$/Ton) (i)	Other Rail Charges (\$/Ton) (j)	River Barge Rate (\$/Ton) (k)	Trans- loading Rate (\$/Ton) (l)	Ocean Barge Rate (\$/Ton) (m)	Other Water Charges (\$/Ton) (n)	Other Related Charges (\$/Ton) (o)		

None

(1) As Electro-Coal Transfer Facility is a central storage site for coal prior to its delivery to the power plant, the coal from suppliers noted on this schedule is usually delivered to Polk Station but could ultimately be delivered to Big Bend Station or Gannon Station.

(2) Tampa Electric purchases coal F.O.B. shipping point or F.O.B. destination.

MONTHLY REPORT OF COST AND QUALITY OF COAL FOR ELECTRIC PLANTS  
 ORIGIN, TONNAGE, DELIVERED PRICE AND AS RECEIVED QUALITY

. Reporting Month: January Year: 2000  
 . Reporting Company: Tampa Electric Company  
 . Plant Name: Big Bend Station

4. Name, Title & Telephone Number of Contact Person Concerning Data  
 Submitted on this Form: Jeffrey Chronister, Director Financial Reporting  
 (813) - 228 - 1609

5. Signature of Official Submitting Form:   
 Jeffrey Chronister, Director Financial Reporting

6. Date Completed: March 15, 2000

Line No. (a)	Supplier Name (b)	Mine Location (c)	Purchase Type (d)	Transport Mode (e)	Tons (f)	Effective Purchase Price (\$/Ton) (g)	Total Transport Charges (\$/Ton) (h)	FOB Plant Price (\$/Ton) (i)	Sulfur Content % (j)	BTU Content (BTU/lb) (k)	Ash Content % (l)	Moisture Content % (m)
1.	Transfer Facility	N/A	N/A	OB	347,881.00			\$41.225	2.59	11987	8.08	10.44




MONTHLY REPORT OF COST AND QUALITY OF COAL FOR ELECTRIC PLANTS  
 DETAILED PURCHASED COAL INVOICE INFORMATION

Reporting Month: January Year: 2000

Reporting Company: Tampa Electric Company

Plant Name: Big Bend Station

4. Name, Title & Telephone Number of Contact Person Concerning Data  
 Submitted on this Form: Jeffrey Chronister, Director Financial Reporting  
 (813) - 228 - 1609

5. Signature of Official Submitting Form:  Jeffrey Chronister, Director Financial Reporting

6. Date Completed: March 15, 2000

Line No. (a)	Supplier Name (b)	Mine Location (c)	Purchase Type (d)	Tons (e)	F.O.B. Mine Price (\$/Ton) (f)	Shorthaul & Loading Charges (\$/Ton) (g)	Original Invoice Price (\$/Ton) (h)	Retro-active Price Adjustments (\$/Ton) (i)	Base Price (\$/Ton) (j)	Quality Adjustments (\$/Ton) (k)	Effective Purchase Price (\$/Ton) (l)
1.	Transfer Facility	N/A	N/A	347,881.00	N/A	\$0.000		\$0.000		\$0.000	


MONTHLY REPORT OF COST AND QUALITY OF COAL FOR ELECTRIC PLANTS  
 DETAIL OF TRANSPORTATION CHARGES

Reporting Month: January Year: 2000

Reporting Company: Tampa Electric Company

Plant Name: Big Bend Station

4. Name, Title & Telephone Number of Contact Person Concerning Data  
 Submitted on this Form: Jeffrey Chronister, Director Financial Reporting  
 (813) - 228 - 1609

5. Signature of Official Submitting Form:   
 Jeffrey Chronister, Director Financial Reporting

6. Date Completed: March 15, 2000

Line No. (a)	Supplier Name (b)	Mine Location (c)	Shipping Point (d)	Transport Mode (e)	Tons (f)	Effective Purchase Price (\$/Ton) (g)	Add'l Shorthaul & Loading Charges (\$/Ton) (h)	Rail Rate (\$/Ton) (i)	Other Rail Charges (\$/Ton) (j)	River Barge Rate (\$/Ton) (k)	Trans-loading Rate (\$/Ton) (l)	Ocean Barge Rate (\$/Ton) (m)	Other Water Charges (\$/Ton) (n)	Other Related Charges (\$/Ton) (o)	Total Transportation Charges (\$/Ton) (p)	FOB Plant Price (\$/Ton) (q)
1.	Transfer Facility	N/A	Davant, La.	OB	347,881.00		\$0.000		\$0.000							\$41.225

MONTHLY REPORT OF COST AND QUALITY OF COAL FOR ELECTRIC PLANTS  
 ORIGIN, TONNAGE, DELIVERED PRICE AND AS RECEIVED QUALITY

Reporting Month: January Year: 2000

Reporting Company: Tampa Electric Company

Plant Name: Gannon Station

4. Name, Title & Telephone Number of Contact Person Concerning Data  
 Submitted on this Form: Jeffrey Chronister, Director Financial Reporting  
 (813) - 228 - 1609

5. Signature of Official Submitting Form:   
 Jeffrey Chronister, Director Financial Reporting

6. Date Completed: March 15, 2000

Line No. (a)	Supplier Name (b)	Mine Location (c)	Purchase Type (d)	Transport Mode (e)	Tons (f)	Effective Purchase Price (\$/Ton) (g)	Total Transport Charges (\$/Ton) (h)	FOB Plant Price (\$/Ton) (i)	As Received Coal Quality			
									Sulfur Content % (j)	BTU Content (BTU/lb) (k)	Ash Content % (l)	Moisture Content % (m)
1.	Transfer Facility	N/A	N/A	OB	159,714.00			\$38.134	1.03	10,924	6.14	17.34

MONTHLY REPORT OF COST AND QUALITY OF COAL FOR ELECTRIC PLANTS  
 DETAILED PURCHASED COAL INVOICE INFORMATION

1. Reporting Month: January Year: 2000

2. Reporting Company: Tampa Electric Company

3. Plant Name: Gannon Station

4. Name, Title & Telephone Number of Contact Person Concerning Data  
 Submitted on this Form: Jeffrey Chronister, Director Financial Reporting  
 (813) - 228 - 1609

5. Signature of Official Submitting Form:   
 Jeffrey Chronister, Director Financial Reporting

6. Date Completed: March 15, 2000

Line No. (a)	Supplier Name (b)	Mine Location (c)	Purchase Type (d)	Tons (e)	F.O.B. Mine Price (\$/Ton) (f)	Shorthaul & Loading Charges (\$/Ton) (g)	Original Invoice Price (\$/Ton) (h)	Retro-active Price Adjustments (\$/Ton) (i)	Base Price (\$/Ton) (j)	Quality Adjustments (\$/Ton) (k)	Effective Purchase Price (\$/Ton) (l)
1.	Transfer Facility	N/A	N/A	159,714.00	N/A	\$0.000		\$0.000		\$0.000	

MONTHLY REPORT OF COST AND QUALITY OF COAL FOR ELECTRIC PLANTS  
 DETAIL OF TRANSPORTATION CHARGES

1. Reporting Month: January Year: 2000

2. Reporting Company: Tampa Electric Company

3. Plant Name: Gannon Station

4. Name, Title & Telephone Number of Contact Person Concerning Data  
 Submitted on this Form: Jeffrey Chronister, Director Financial Reporting  
 (813) - 228 - 1609

5. Signature of Official Submitting Form:  Jeffrey Chronister, Director Financial Reporting


6. Date Completed: March 15, 2000

Line No. (a)	Supplier Name (b)	Mine Location (c)	Shipping Point (d)	Transport Mode (e)	Tons (f)	Rail Charges				Waterborne Charges				Total Transportation Charges (p)	FOB Plant Price (q)
						Effective Purchase Price (\$/Ton) (g)	Add'l Shorthaul & Loading Charges (\$/Ton) (h)	Rail Rate (\$/Ton) (i)	Other Rail Charges (\$/Ton) (j)	River Barge Rate (\$/Ton) (k)	Trans-loading Rate (\$/Ton) (l)	Ocean Barge Rate (\$/Ton) (m)	Other Water Charges (\$/Ton) (n)		
1.	Transfer Facility	N/A	Davant, La.	OB	159,714.00		\$0.000		\$0.000						\$38.134

MONTHLY REPORT OF COST AND QUALITY OF COAL FOR ELECTRIC PLANTS  
ORIGIN, TONNAGE, DELIVERED PRICE AND AS RECEIVED QUALITY

1. Reporting Month: January Year: 2000  
 2. Reporting Company: Tampa Electric Company  
 3. Plant Name: Polk Station

4. Name, Title & Telephone Number of Contact Person Concerning Data  
 Submitted on this Form: Jeffrey Chronister, Director Financial Reporting  
 (813) 228 - 1609

5. Signature of Official Submitting Form:   
 Jeffrey Chronister, Director Financial Reporting


6. Date Completed: March 15, 2000

Line No. (a)	Supplier Name (b)	Mine Location (c)	Purchase Type (d)	Transport Mode (e)	Tons (f)	Effective Purchase Price (\$/Ton) (g)	Total Transport Charges (\$/Ton) (h)	FOB Plant Price (\$/Ton) (i)	As Received Coal Quality			
									Sulfur Content % (j)	BTU Content (BTU/lb) (k)	Ash Content % (l)	Moisture Content % (m)
1.	Transfer facility	N/A	N/A	OB	78,189.00			38.315	3.02	12,082	8.09	9.37

MONTHLY REPORT OF COST AND QUALITY OF COAL FOR ELECTRIC PLANTS  
 DETAILED PURCHASED COAL INVOICE INFORMATION

1. Reporting Month: January Year: 2000  
 2. Reporting Company: Tampa Electric Company  
 3. Plant Name: Polk Station

4. Name, Title & Telephone Number of Contact Person Concerning Data  
 Submitted on this Form: Jeffrey Chronister, Director Financial Reporting  
 (813) 228 - 1609

5. Signature of Official Submitting Form:   
 Jeffrey Chronister, Director Financial Reporting

6. Date Completed: March 15, 2000

Line No. (a)	Supplier Name (b)	Mine Location (c)	Purchase Type (d)	Tons (e)	F.O.B. Mine Price (\$/Ton) (f)	Shorthaul & Loading Charges (\$/Ton) (g)	Original Invoice Price (\$/Ton) (h)	Retro-active Price Adjustments (\$/Ton) (i)	Base Price (\$/Ton) (j)	Quality Adjustments (\$/Ton) (k)	Effective Purchase Price (\$/Ton) (l)
1.	Transfer facility	N/A	N/A	78,189.00	N/A	0.000		0.000		0.000	

MONTHLY REPORT OF COST AND QUALITY OF COAL FOR ELECTRIC PLANTS  
 DETAIL OF TRANSPORTATION CHARGES


Reporting Month: January Year: 2000

Reporting Company: Tampa Electric Company

Plant Name: Polk Station

4. Name, Title & Telephone Number of Contact Person Concerning Data  
 Submitted on this Form: Jeffrey Chronister, Director Financial Reporting  
 (813) 228 - 1609

5. Signature of Official Submitting Form:



Jeffrey Chronister, Director Financial Reporting

6. Date Completed: March 15, 2000

Line No. (a)	Supplier Name (b)	Mine Location (c)	Shipping Point (d)	Transport Mode (e)	Tons (f)	Rail Charges				Waterborne Charges				Total Transportation Charges (p)	FOB Plant Price (q)
						Effective Purchase Price (\$/Ton) (g)	Add'l Shorthaul & Loading Charges (\$/Ton) (h)	Rail Rate (\$/Ton) (i)	Other Rail Charges (\$/Ton) (j)	River Barge Rate (\$/Ton) (k)	Trans-loading Rate (\$/Ton) (l)	Ocean Barge Rate (\$/Ton) (m)	Other Water Charges (\$/Ton) (n)		
1.	Transfer facility	N/A	Davant, La.	OB	78,189.00		\$0.000		\$0.000						\$38.315



MONTHLY REPORT OF COST AND QUALITY OF COAL FOR ELECTRIC PLANTS  
REPORT OF ADJUSTMENTS TO PREVIOUS COAL DELIVERED

1. Reporting Month: January Year: 2000  
2. Reporting Company: Tampa Electric Company

3. Name, Title & Telephone Number of Contact Person Concerning Data  
Submitted on this Form: Jeffrey Chronister, Director Financial Reporting  
(813) 228 - 1609

4. Signature of Official Submitting Form:   
Jeffrey Chronister, Director Financial Reporting

6. Date Completed: March 15, 2000


Line No. (a)	Month Reported (b)	Form Plant Name (c)	Intended Generating Plant (d)	Supplier (e)	Original Line Number (f)	Old Volume Tons (g)	Form No. (h)	Column Designator & Title (i)	Old Value (j)	New Value (k)	Delivered Price Facility (\$/Ton) (l)	Reason for Revision (m)
1.	November 1999	Transfer Facility	Gannon	Sugar Camp	1.	104,516.00	423-2(a)	Col. (k), Quality Adjustments	\$0.000	\$0.420	\$33.311	Quality Adjustment
2.	November 1999	Transfer Facility	Gannon	Sugar Camp	1.	104,516.00	423-2(a)	Col. (k), Quality Adjustments	\$0.420	\$1.990	\$34.881	Quality Adjustment
3.	November 1999	Transfer Facility	Gannon	Sugar Camp	5.	17,796.60	423-2(a)	Col. (k), Quality Adjustments	\$0.000	\$0.582	\$31.632	Quality Adjustment
4.	December 1999	Transfer Facility	Gannon	American	4.	132,374.00	423-2	Col. (f), Tonnage Adjustments	132,374.00	132,264.00	\$32.290	Tonnage Adjustment
5.	January 1999	Transfer Facility	Polk	Consolidation	1.	109,070.07	423-2(a)	Col. (l), Retro-Price Adjustments	(\$0.034)	(\$0.029)	\$29.910	Price Adjustment
6.	September 1999	Transfer Facility	Polk	Consolidation	1.	30,388.57	423-2	Col. (f), Tonnage Adjustments	30,388.57	30,436.59	\$34.028	Tonnage Adjustment
7.	October 1999	Transfer Facility	Polk	Consolidation	1.	23,314.27	423-2	Col. (f), Tonnage Adjustments	23,314.27	23,314.22	\$34.028	Tonnage Adjustment
8.	November 1999	Transfer Facility	Big Bend	Oxbow Carbon	5.	16,199.67	423-2(a)	Col. (k), Quality Adjustments	\$0.110	(\$0.140)	\$8.210	Quality Adjustment
9.	November 1999	Transfer Facility	Big Bend	Oxbow Carbon	5.	16,199.67	423-2(a)	Col. (k), Quality Adjustments	(\$0.140)	\$0.384	\$8.734	Quality Adjustment
10.	December 1999	Transfer Facility	Big Bend	Oxbow Carbon	6.	29,780.48	423-2(a)	Col. (k), Quality Adjustments	\$0.000	\$0.287	\$8.637	Quality Adjustment
11.	April 1999	Transfer Facility	Big Bend	Zeigler	1.	85,313.00	423-2(a)	Col. (k), Quality Adjustments	(\$1.250)	(\$0.047)	\$44.120	Quality Adjustment
12.	May 1999	Transfer Facility	Big Bend	Zeigler	1.	81,406.40	423-2(a)	Col. (k), Quality Adjustments	(\$1.250)	(\$0.038)	\$44.129	Quality Adjustment
13.	June 1999	Transfer Facility	Big Bend	Zeigler	1.	67,876.70	423-2(a)	Col. (k), Quality Adjustments	(\$1.250)	(\$0.036)	\$44.131	Quality Adjustment
14.	July 1999	Transfer Facility	Big Bend	Zeigler	1.	105,002.50	423-2(a)	Col. (k), Quality Adjustments	\$0.000	(\$0.036)	\$44.553	Quality Adjustment
15.	August 1999	Transfer Facility	Big Bend	Zeigler	1.	18,712.20	423-2(a)	Col. (k), Quality Adjustments	\$0.000	(\$0.039)	\$44.550	Quality Adjustment
16.	September 1999	Transfer Facility	Big Bend	Zeigler	1.	46,936.40	423-2(a)	Col. (k), Quality Adjustments	\$0.000	(\$0.031)	\$44.558	Quality Adjustment
17.	December 1999	Transfer Facility	Big Bend	Zeigler	1.	166,067.20	423-2(a)	Col. (l), Retro-Price Adjustments	\$0.000	\$0.037	\$42.569	Price Adjustment

MONTHLY REPORT OF COST AND QUALITY OF COAL FOR ELECTRIC PLANTS  
REPORT OF ADJUSTMENTS TO PREVIOUS COAL DELIVERED

3. Name, Title & Telephone Number of Contact Person Concerning Data  
Submitted on this Form: Jeffrey Chronister, Director Financial Reporting  
(813) 228 - 1609

1. Reporting Month: January Year: 2000

2. Reporting Company: Tampa Electric Company

4. Signature of Official Submitting Form:   
Jeffrey Chronister, Director Financial Reporting

6. Date Completed: March 15, 2000

Line No. (a)	Month Reported (b)	Form Plant Name (c)	Intended Generating Plant (d)	Supplier (e)	Original Line Number (f)	Old Volume Tons (g)	Form No. (h)	Column Designator & Title (i)	Old Value (j)	New Value (k)	Delivered Price Transfer Facility (\$/Ton) (l)	Reason for Revision (m)
18.	August 1999	Transfer Facility	Polk	Consolidation Coal	1.	18,994.21	423-2	Col. (f), Tonnage Adjustments	18,994.21	18,994.93	\$34.028	Tonnage Adjustment
19.	September 1999	Transfer Facility	Gannon	Peabody Development	2.	60,226.99	423-2(a)	Col. (l), Retro-Price Adjustments	\$17.600	\$16.450	\$21.000	Price Adjustment
20.	September 1999	Transfer Facility	Gannon	Peabody Development	2.	60,226.99	423-2	Col. (f), Tonnage Adjustments	60,226.99	60,226.98	\$21.000	Tonnage Adjustment
21.	October 1999	Transfer Facility	Gannon	Peabody Development	2.	60,248.10	423-2	Col. (f), Tonnage Adjustments	60,248.10	60,248.08	\$22.540	Tonnage Adjustment
22.	November 1999	Transfer Facility	Gannon	Peabody Development	2.	59,671.48	423-2(a)	Col. (l), Retro-Price Adjustments	\$17.990	\$17.860	\$22.410	Price Adjustment
23.	December 1999	Transfer Facility	Gannon	Peabody Development	2.	60,353.78	423-2(a)	Col. (l), Retro-Price Adjustments	\$17.990	\$18.110	\$22.660	Price Adjustment
24.	December 1999	Transfer Facility	Gannon	Arch Coal	7.	4,049.00	423-2(b)	Col. (p), Total Transportation charges	\$0.000	\$19.050	\$35.050	Transportation Cost Adj.
25.	December 1999	Transfer Facility	Gannon	Sugar Camp	6.	16,858.50	423-2(a)	Col. (k), Quality Adjustments	\$0.000	(\$0.142)	\$30.038	Quality Adjustment
26.	December 1999	Transfer Facility	Gannon	Sugar Camp	6.	16,858.50	423-2(a)	Col. (k), Quality Adjustments	(\$0.142)	\$0.538	\$30.718	Quality Adjustment
27.	December 1999	Transfer Facility	Gannon	Sugar Camp	1.	75,268.10	423-2(a)	Col. (k), Quality Adjustments	\$0.000	\$0.370	\$33.261	Quality Adjustment
28.	December 1999	Transfer Facility	Gannon	Sugar Camp	1.	75,268.10	423-2(a)	Col. (k), Quality Adjustments	\$0.370	\$1.760	\$34.651	Quality Adjustment