



Writer's Direct Dial:  
(561) 691-7101

R. Wade Litchfield  
Senior Attorney  
Florida Authorized House Counsel  
Florida Power & Light Company  
700 Universe Boulevard  
Juno Beach, FL 33408-0420  
(561) 691-7135 (Facsimile)

ORIGINAL  
RECEIVED-FPSC  
00 MAY 25 PM 3:05  
RECORDS AND  
REPORTING

May 25, 2000

**VIA HAND DELIVERY**

Blanca S. Bayó, Director  
Division of Records and Reporting  
Florida Public Service Commission  
Betty Easley Conference Center  
Room 110  
2540 Shumard Oak Boulevard  
Tallahassee, Florida 32399-0850

Re: Docket No. <sup>09</sup>990001-EI; Monthly Fuel Filings

Dear Ms. Bayó:

Enclosed herewith for filing is the original and five (5) copies of the following monthly fuel reports for FPL:

- (a) FPSC Forms 423-1, 423-1(a) and 423-1(b) for the month of March 2000;
- (b) FPSC Forms 423-2, 423-2(a), and 423-2(b) for Plant Scherer for the month of February 2000; and
- (c) FPSC Forms 423-2, 423-2(a), and 423-2(b) for St. Johns River Power Park for the month of March 2000.

FPL's Request for Confidential Classification of the information removed from Form 423-1(a) is being filed under separate cover.

Should you have any questions regarding this filing, please contact me at (561) 691-7101.

APP \_\_\_\_\_  
CAF \_\_\_\_\_  
CMP \_\_\_\_\_  
COM \_\_\_\_\_  
CTR \_\_\_\_\_  
ECR 2  
LEG 1  
OPC \_\_\_\_\_  
PAI \_\_\_\_\_  
RGO 4  
SEC 1  
SER Bohman  
OTH \_\_\_\_\_

an FPL Group company

DOCUMENT NUMBER-DATE

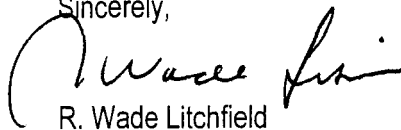
06488 MAY 25 8

FPSC-RECORDS/REPORTING

Blanca S. Bayó, Director  
Division of Records and Reporting  
Florida Public Service Commission  
May 25, 2000  
Page 2

Thanking you for your attention to this matter, I remain,

Sincerely,

A handwritten signature in black ink, appearing to read "R. Wade Litchfield". The signature is written in a cursive style with a large initial "R" and a long horizontal stroke at the end.

R. Wade Litchfield

RWL/jsb  
Enclosures

cc: Service List

# ORIGINAL

Page 1 of 1

FPSC FORM NO. 423-1

MONTHLY REPORT OF COST AND QUALITY OF FUEL OIL FOR ELECTRIC PLANTS  
ORIGIN, VOLUME, DELIVERED PRICE AND AS RECEIVED QUANTITY

1. REPORTING MONTH: MAR YEAR: 2000

2. REPORTING COMPANY: FLORIDA POWER & LIGHT COMPANY

3. NAME, TITLE, TELEPHONE NUMBER OF CONTACT PERSON CONCERNING DATA  
SUBMITTED ON THIS FORM: RITA MCLELLAN, REGULATORY AFFAIRS, (305) - 552- 4069

4. SIGNATURE OF OFFICIAL SUBMITTING REPORT: *E. W. Ramsey for P.A. Harris*

5. DATE COMPLETED: 05/10/2000

LINE NO	PLANT	SUPPLIER	SHIPPING POINT	PURCHASE TYPE	DELIVERY LOCATION	DELIVERY DATE	TYPE OIL	SULFUR (%)	BTU CONTENT (BTU / GAL)	VOLUME (BBLs)	PRICE (\$/BBL)
1	MANATEE	COASTAL	HOUSTON	MTC	PORT MANATEE	03/26/2000	F06	0.94	150405	278167	23.3180
2	FT. MYERS	FAMM	IMTT ST ROSE	MTC	BOCA GRANDE	03/10/2000	F06	1.00	152500	104828	24.6030
3	FT. MYERS	FAMM	IMTT ST ROSE	MTC	BOCA GRANDE	03/21/2000	F06	0.94	151310	122299	23.6360
4	FT. MYERS	FAMM	IMTT ST ROSE	MTC	BOCA GRANDE	03/30/2000	F06	0.99	152429	107279	23.1030
5	CAPE CANAVERAL	NOVARCO	IMTT ST ROSE	MTC	PORT CANAVERAL	03/22/2000	F06	1.00	151786	100194	23.5800
6	SANFORD	NOVARCO	IMTT ST ROSE	MTC	JACKSONVILLE	03/23/2000	F06	1.00	151667	129895	23.5800
7	MARTIN	NOVARCO	NEW ORLEANS	S	PALM BEACH	03/13/2000	F06	1.00	151952	119210	24.1480
8	MARTIN	NOVARCO	NEW ORLEANS	S	PALM BEACH	03/26/2000	F06	0.99	152857	148025	23.7150
9	MARTIN	NOVARCO	IMTT ST ROSE	S	PALM BEACH	03/27/2000	F06	0.99	151571	118473	23.6730
10	RIVIERA	NOVARCO	NEW ORLEANS	S	RIVIERA	03/03/2000	F06	1.00	151548	118313	24.4150
11	MANATEE	COASTAL	NA-TRUCK DELIVERY	STC		03/23/2000	FO2	N/A	N/A	188	*
12	MANATEE	COASTAL	NA-TRUCK DELIVERY	STC		03/23/2000	FO2	N/A	N/A	169	*
13	MANATEE	COASTAL	NA-TRUCK DELIVERY	STC		03/24/2000	FO2	N/A	N/A	174	*
14	PT. EVERGLADES	AMERIGAS	NA-TRUCK DELIVERY	STC		03/22/2000	PRO	N/A	N/A	10	48.6780
15	RIVIERA	AMERIGAS	NA-TRUCK DELIVERY	STC		03/27/2000	PRO	N/A	N/A	7	42.2520
16	MARTIN	INDIANTOWN	NA-TRUCK DELIVERY	STC		03/23/2000	PRO	N/A	N/A	16	46.2000
17	MANATEE	SUBURBAN	NA-TRUCK DELIVERY	STC		03/03/2000	PRO	N/A	N/A	6	50.4700
18	MANATEE	SUBURBAN	NA-TRUCK DELIVERY	STC		03/10/2000	PRO	N/A	N/A	8	50.8620
19	MANATEE	SUBURBAN	NA-TRUCK DELIVERY	STC		03/17/2000	PRO	N/A	N/A	4	50.7780
20	SANFORD	SUBURBAN	NA-TRUCK DELIVERY	STC		03/10/2000	PRO	N/A	N/A	6	50.7780

# EDITED COPY

## MONTHLY REPORT OF COST AND QUALITY OF FUEL OIL FOR ELECTRIC PLANTS DETAIL OF INVOICE AND TRANSPORTATION CHARGES

FPSC FORM NO. 423-1 (a)

1. REPORTING MONTH: MAR YEAR: 2000

2. REPORTING COMPANY: FLORIDA POWER LIGHT COMPANY

3. NAME, TITLE TELEPHONE NUMBER OF CONTACT PERSON CONCERNING DATA  
SUBMITTED ON THIS FORM: RITA MCLELLAN, REGULATORY AFFAIRS, (305) 552 - 4069

4. SIGNATURE OF OFFICIAL SUBMITTING REPORT: *C. J. Tammy for R. A. Kennis*

5. DATE COMPLETED: 05/12/2000

(A)	(B)	(C)	(D)	(E)	(F)	(G)	(H)	(I)	(J)	(K)	(L)	(M)	(N)	(O)	(P)	(Q)	(R)
LINE NO.	PLANT	SUPPLIER	DELIVERY LOCATION	DELIVERY DATE	TYPE OIL	VOLUME (BBLs)	INVOICE PRICE (\$/BBL)	INVOICE AMOUNT (\$)	DISCOUNT (\$)	NET AMOUNT (\$)	NET PRICE (\$/BBL)	QUALITY ADJUST. (\$/BBL)	EFFECTIVE PUR PRICE (\$/BBL)	TRANSP TO TERM (\$/BBL)	ADDITIONAL TRANS CHGS (\$/BBL)	OTHER CHGS (\$/BBL)	DELIVERED PRICE (\$/BBL)
1	MANATEE	COASTAL	PORT MANATEE	03/26/200	F06	278167											23.5537
2	FT. MYERS	FAMM	BOCA GRANDE	03/10/200	F06	104828											25.0038
3	FT. MYERS	FAMM	BOCA GRANDE	03/21/200	F06	122299											24.0368
4	FT. MYERS	FAMM	BOCA GRANDE	03/30/200	F06	107279											23.5038
5	CAPE CANAVERAL	NOVARCO	PORT CANAVERAL	03/22/200	F06	100194											24.1365
6	SANFORD	NOVARCO	JACKSONVILLE	03/23/200	F06	129895											24.8471
7	MARTIN	NOVARCO	PALM BEACH	03/13/200	F06	119210											24.5859
8	MARTIN	NOVARCO	PALM BEACH	03/26/200	F06	148025											24.1529
9	MARTIN	NOVARCO	PALM BEACH	03/27/200	F06	118473											24.1109
10	RIVIERA	NOVARCO	RIVIERA	03/03/200	F06	118313											24.5070
11	MANATEE	COASTAL		03/23/200	FO2	188											41.3280
12	MANATEE	COASTAL		03/23/200	FO2	169											41.3280
13	MANATEE	COASTAL		03/24/200	FO2	174											41.3280
14	PT. EVERGLADES	AMERIGAS		03/22/200	PRO	10	48.6780	487	0	487	48.6780	0.0000	48.6780	0.0000	0.0000	0.0000	48.6780
15	RIVIERA	AMERIGAS		03/27/200	PRO	7	42.2520	296	0	296	42.2520	0.0000	42.2520	0.0000	0.0000	0.0000	42.2520
16	MARTIN	INDIANTOWN		03/23/200	PRO	16	46.2000	739	0	739	46.2000	0.0000	46.2000	0.0000	0.0000	0.0000	46.2000
17	MANATEE	SUBURBAN		03/03/200	PRO	6	50.4700	303	0	303	50.4700	0.0000	50.4700	0.0000	0.0000	0.0000	50.4700
18	MANATEE	SUBURBAN		03/10/200	PRO	8	50.8620	407	0	407	50.8620	0.0000	50.8620	0.0000	0.0000	0.0000	50.8620
19	MANATEE	SUBURBAN		03/17/200	PRO	4	50.7780	203	0	203	50.7780	0.0000	50.7780	0.0000	0.0000	0.0000	50.7780
20	SANFORD	SUBURBAN		03/10/200	PRO	6	50.7780	305	0	305	50.7780	0.0000	50.7780	0.0000	0.0000	0.0000	50.7780

FPSC FORM NO. 423-1(b)

MONTHLY REPORT OF COST AND QUALITY OF FUEL OIL FOR ELECTRIC PLANTS  
 REPORT OF ADJUSTMENTS TO PREVIOUS OIL DELIVERIES

1. REPORTING MONTH: MARCH YEAR: 2000

3. NAME, TITLE, & TELEPHONE NUMBER OF CONTACT PERSON CONCERNING DATA  
 SUBMITTED ON THIS FORM: RITA McLELLAN, REGULATORY AFFAIRS,

2. REPORTING COMPANY: FLORIDA POWER & LIGHT COMPANY

4. SIGNATURE OF OFFICIAL SUBMITTING REPORT: *E. Q. Tammy for P. A. Harris*

5. DATE COMPLETED: 05/10/2000

LINE NO.	MONTH REPORTED	FORM PLANT NAME	SUPPLIER	ORIGINAL LINE NUMBER	OLD VOLUME (BBLS)	FORM NO.	COLUMN DESIGNATOR & TITLE	OLD VALUE	NEW VALUE	NEW DELIVERED PRICE (\$/BBL)	REASON FOR REVISION
(A)	(B)	(C)	(D)	(E)	(F)	(G)	(H)	(I)	(J)	(K)	(L)
1	NONE										

**MONTHLY REPORT OF COST AND QUALITY OF COAL FOR ELECTRIC PLANTS  
ORIGIN, TONNAGE, DELIVERED PRICE, AND AS RECEIVED QUALITY**

1. Reporting Month: **February** Year: **2000**  
 2. Reporting Company: **FLORIDA POWER & LIGHT COMPANY**  
 3. Plant Name: **R.W.SCHERER**

4. Name, Title & Telephone Number of Contact Person Concerning Data  
 Submitted on this Form: Michael J. Frank, Principal Accountant  
 (912) 994-0022, ext. 3904.

5. Signature of Official Submitting Report:



6. Date Completed: 25-Apr-00

Line No.	Supplier Name	Mine Location	Purchase Type	Transport Mode	Tons	Purchase Price (\$/Ton)	Effective Transport Charges (\$/Ton)	Total FOB Plant Price (\$/Ton)	Sulfur Content (%)	Btu Content (Btu/lb)	Ash Content (%)	Moisture Content (%)
(a)	(b)	(c)	(d)	(e)	(f)	(g)	(h)	(i)	(j)	(k)	(l)	(m)
(1)	BLUEGRASS DEV.	08/WV/059	MTC	UR	29,493.90	45.408	12.50	57.908	0.62	12,099	12.23	6.53
(2)	KENNECOTT ENERGY	19/WY/005	S	UR	145,268.60	4.647	21.41	26.057	0.21	8,807	5.35	26.45
(3)	JACOBS RANCH	19/WY/005	S	UR	29,009.81	4.231	21.41	25.641	0.40	8,710	5.53	27.76
(4)	AEI COAL SALES	08/KY/195	MTC	UR	7,200.60	47.929	12.20	60.129	0.64	12,690	9.30	5.76

**MONTHLY REPORT OF COST AND QUALITY OF COAL FOR ELECTRIC PLANTS  
DETAILED PURCHASED COAL INVOICE INFORMATION**

1. Reporting Month: **February** Year: **2000**  
 2. Reporting Company: **FLORIDA POWER & LIGHT COMPANY**  
 3. Plant Name: **R.W.SCHERER**

4. Name, Title & Telephone Number of Contact Person Concerning Data Submitted on this Form: Michael J. Frank, Principal Accountant (912) 994-0022, ext. 3904.

5. Signature of Official Submitting Report: *Kenneth J. Broadway*

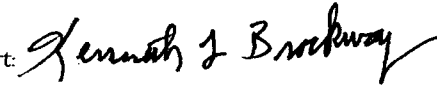
6. Date Completed: 25-Apr-00

Line No.	Supplier Name	Mine Location	Purch. Type	Tons	FOB Mine Price (\$/Ton)	Shorthaul & Loading Charges (\$/Ton)	Original Invoice Price (\$/Ton)	Retroactive Price Increase (\$/Ton)	Base Price (\$/Ton)	Quality Adjustments (\$/Ton)	Effective Purchase Price (\$/Ton)
(a)	(b)	(c)	(d)	(e)	(f)	(g)	(h)	(i)	(j)	(k)	(l)
(1)	BLUEGRASS DEV.	08/WV/059	MTC	29,493.90	44.961	-	44.961	-	44.961	0.447	45.408
(2)	KENNECOTT ENERGY	19/WY/005	S	145,268.60	4.644	-	4.644	-	4.644	0.003	4.647
(3)	JACOBS RANCH	19/WY/005	S	29,009.81	4.227	-	4.227	-	4.227	0.004	4.231
(4)	AEI COAL SALES	08/KY/195	MTC	7,200.60	44.812	-	44.812	-	44.812	3.117	47.929

1. Reporting Month: **February** Year: **2000**  
 2. Reporting Company: **FLORIDA POWER & LIGHT COMPANY**  
 3. Plant Name: **R.W.SCHERER**

4. Name, Title & Telephone Number of Contact Person Concerning Data Submitted on this Form: Michael J. Frank, Principal Accountant (912) 994-0022, ext. 3904.

5. Signature of Official Submitting Report:



6. Date Completed: 25-Apr-00

Line No.	Supplier Name	Mine Location	Shipping Point	Transport Mode	Tons	Effective Purchase Price (\$/Ton)	Additional Shorthaul & Loading Charges (\$/Ton)	Rail Charges		Waterborne Charges					Other Related Charges (\$/Ton)	Total Transportation Charges (\$/Ton)	FOB Plant Price (\$/Ton)
								Rail Rate (\$/Ton)	Other Rail Charges (\$/Ton)	River Barge Rate (\$/Ton)	Trans-loading Rate (\$/Ton)	Ocean Barge Rate (\$/Ton)	Other Water Charges (\$/Ton)				
(a)	(b)	(c)	(d)	(e)	(f)	(g)	(h)	(i)	(j)	(k)	(l)	(m)	(n)	(o)	(p)	(q)	
(1)	BLUEGRASS DEV.	08/WV/059	MARROWBONE, WV.	UR	29,493.90	45.408	-	12.50	-	-	-	-	-	-	12.50	57.908	
(2)	KENNECOTT ENERGY	19/WY/005	CONVERSE JCTN WY	UR	145,268.60	4.647	-	21.41	-	-	-	-	-	-	21.41	26.057	
(3)	JACOBS RANCH	19/WY/005	JACOBS JCTN, WY.	UR	29,009.81	4.231	-	21.41	-	-	-	-	-	-	21.41	25.641	
(4)	AEI COAL SALES	08/KY/195	THOMAS, KY.	UR	7,200.60	47.929	-	12.20	-	-	-	-	-	-	12.20	60.129	



**MONTHLY REPORT OF COST AND QUALITY OF COAL FOR ELECTRIC PLANTS  
DETAIL OF INVOICE PURCHASE PRICE**

1. Report For Month/Yr: **March 2000**

4. Name, Title & Telephone Number of Contact  
Person Concerning Data Submitted on this Form: **Rita McLellan (305) 552-4069**

2. Reporting Company: **Florida Power & Light**

5. Signature of Official Submitting Report: *Kenneth L Brockway*

3. Plant Name: **St. Johns River Power Park (SJRPP)**

6. Date Completed: **April 6, 2000**

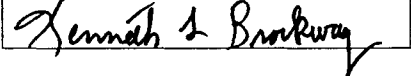
Line No.	Supplier Name	Mine Location	Purchase Type	Tons	FOB Mine Price (\$/Ton)	Short Haul & Loading Charge (\$/Ton)	Original Invoice Price (\$/Ton)	Retro-active Price Increases (\$/Ton)	Base Price (\$/Ton)	Quality Adjustments (\$/Ton)	Effective Purchase Price (\$/Ton)
(a)	(b)	(c)	(d)	(e)	(f)	(g)	(h)	(i)	(j)	(k)	(l)
1	James River Coal Sales,	08,KY,095	LTC	14,068	28.24	0.00	28.24	0.00	28.24	0.00	28.24
2	Intercor	45,IM,999	LTC	23,444	35.05	0.00	35.05	0.00	35.05	0.00	35.05
3	Consolidation Coal Compa	08,KY,133	S	5,976	23.35	0.00	23.35	0.00	23.35	0.00	23.35
4	Arch Coal Sales	08,KY,195	LTC	6,084	24.64	0.00	24.64	0.00	24.64	0.00	24.64
5	Arch Coal Sales	08,WV,039	LTC	1,948	23.79	0.00	23.79	0.00	23.79	0.00	23.79

**MONTHLY REPORT OF COST AND QUALITY OF COAL FOR ELECTRIC PLANTS  
ORIGIN, TONNAGE, DELIVERED PRICE AND AS RECEIVED QUALITY**

1. Report For Month/Yr: **March 2000**

4. Name, Title & Telephone Number of Contact  
Person Concerning Data Submitted on this Form: **Rita McLellan (305) 552-4069**

2. Reporting Company: **Florida Power & Light**

5. Signature of Official Submitting Report: 

3. Plant Name: **St. Johns River Power Park (SJRPP)**

6. Date Completed: **April 6, 2000**


Line No.	Supplier Name	Mine Location	Purchase Type	Transportation Mode	Tons	Effective Purchase Price (\$/Ton)	Total Trans Cost (\$/Ton)	FOB Plant Price (\$/Ton)	As Received Coal Quality			
									Sulfur Content (%)	Btu Content (Btu/lb)	Ash Content (%)	Moisture Content (%)
(a)	(b)	(c)	(d)	(e)	(f)	(g)	(h)	(i)	(j)	(k)	(l)	(m)
1	James River Coal Sales, Inc.	08,KY,095	LTC	UR	14,068	28.24	16.76	45.00	1.38	12,709	9.30	5.90
2	Intercor	45,IM,999	LTC	OC	23,444	35.05	0.00	35.05	0.66	11,837	7.50	11.00
3	Consolidation Coal Company	08,KY,133	S	UR	5,976	23.35	17.64	40.99	1.15	12,946	7.60	6.00
4	Arch Coal Sales	08,KY,195	LTC	UR	6,084	24.64	16.59	41.23	1.51	12,771	10.50	5.50
5	Arch Coal Sales	08,WV,039	LTC	UR	1,948	23.79	18.72	42.51	0.77	12,422	12.60	4.80

**MONTHLY REPORT OF COST AND QUALITY OF COAL FOR ELECTRIC PLANTS  
DETAIL OF TRANSPORTATION CHARGES**

1. Report For Month/Yr: **March 2000**

4. Name, Title & Telephone Number of Contact  
Person Concerning Data Submitted on this Form: **Rita McLellan (305) 552-4069**

2. Reporting Company: **Florida Power & Light**

5. Signature of Official Submitting Report: 

3. Plant Name: **St. Johns River Power Park (SJRPP)**

6. Date Completed: **April 6, 2000**

Line No.	Supplier Name	Mine Location	Shipping Point	Transportation Mode	Tons	Effective Purchase Price (\$/Ton)	Short Haul & Loading Charge (\$/Ton)	Rail Charges		Waterborne Charges				Total Transport Charges (\$/Ton)	FOB Plant Price (\$/Ton)	
								Rail Rate (\$/Ton)	Other Rail Charges (\$/Ton)	River Barge Rate (\$/Ton)	Trans-loading Rate (\$/Ton)	Ocean Barge Rate (\$/Ton)	Other Water Charges (\$/Ton)			Related Charges (\$/Ton)
(a)	(b)	(c)	(d)	(e)	(f)	(g)	(h)	(i)	(j)	(k)	(l)	(m)	(n)	(o)	(p)	(q)
1	James River Coal Sales,	08,KY,095	CLOVER	UR	14,068	28.24	0.00	16.76	0.00	0.00	0.00	0.00	0.00	0.00	16.76	45.00
2	Intercor	45,IM,999	EL CERREJON	OC	23,444	35.05	0.00	0.00	0.00	0.00	0.00	0.00	0.00	0.00	0.00	35.05
3	Consolidation Coal Compa	08,KY,133	MILL CREEK	UR	5,976	23.35	0.00	17.64	0.00	0.00	0.00	0.00	0.00	0.00	17.64	40.99
4	Arch Coal Sales	08,KY,195	PRAISE	UR	6,084	24.64	0.00	16.59	0.00	0.00	0.00	0.00	0.00	0.00	16.59	41.23
5	Arch Coal Sales	08,WV,039	SAMPLES	UR	1,948	23.79	0.00	18.72	0.00	0.00	0.00	0.00	0.00	0.00	18.72	42.51

## CERTIFICATE OF SERVICE

I, **THE UNDERSIGNED COUNSEL, HEREBY CERTIFY** that copies of Florida Power & Light Company's Forms 423-1, 423-1(a) edited, and 423-1(b) for the month of March 2000; 423-2, 423-2(a), and 423-2(b) for the month of February 2000 for Plant Scherer; and 423-2, 423-2(a), and 423-2(b) for the month of March 2000 for St. Johns River Power Park, have been served via first class mail, postage prepaid to the parties listed below, this 25th day of May, 2000:

Bob Elias, Chief  
Bureau of Electric & Gas  
Division of Legal Services  
Florida Public Service Commission  
Gerald L. Gunter Building - Third Floor  
2540 Shumard Oak Boulevard  
Tallahassee, FL 32399-0850

G. Edison Holland, Esquire  
Beggs & Lane  
P.O. Box 12950  
Pensacola, FL 32576

Major Gary A. Enders  
United States Air Force  
HQ USAF/ULT, STOP 21  
Tyndall AFB, FL 32403-6001

Kenneth Hoffman, Esquire  
Rutledge, Ecenia, Underwood  
Purnell & Hoffman, P.A.  
P.O. Box 551  
Tallahassee, FL 32301-0551

Occidental Chemical Corporation  
Energy Group  
P.O. Box 809050  
Dallas, TX 75380-9050

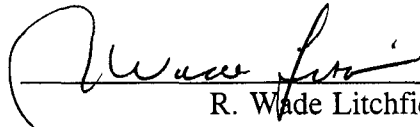
Joseph A. McGlothlin, Esquire  
Vicki Gordon Kaufman, Esquire  
McWhirter, Reeves, McGlothlin,  
Davidson, Etc.  
117 S. Gadsden Street  
Tallahassee, FL 32301

Jack Shreve, Esquire  
Office of Public Counsel  
111 W. Madison Street  
Room 812  
Tallahassee, FL 32399-1400

Lee L. Wills, Esquire  
James D. Beasley, Esquire  
Ausley, McMullen, McGehee,  
Carothers & Proctor  
P.O. Box 391  
Tallahassee, FL 32302

Lee G. Schmulde, Esquire  
Reedy Creek Utilities, Inc.  
P.O. Box 40  
Lake Buena Vista, FL 32830

James A. McGee, Esquire  
P.O. Box 14042  
St. Petersburg, FL 33733

  
R. Wade Litchfield