

Florida Power Corporation
Docket No. 000001-EI

Request for Specified Confidential Treatment 030001-EI

12.5.02
DECLASSIFIED

423 Forms for March, 2000

CONFIDENTIAL COPY

(confidential information denoted with shading)

DOCUMENT NUMBER-DATE

06648 MAY 31 8


FPSC-RECORDS/REPORTING

MONTHLY REPORT OF COST AND QUALITY OF COAL FOR ELECTRIC PLANTS
ORIGIN, TONNAGE, DELIVERED PRICE AND AS RECEIVED QUALITY

1. Report for: Mo. March 2000
2. Reporting Company: Florida Power Corporation
3. Plant Name: Crystal River 1 & 2

4. Name, Title and Telephone Number of Contact
Person Concerning Data Submitted on this Form
Delmar J. Clark Jr., Senior Financial Analyst - Regulatory
(727) 824-6616

5. Signature of Official Submitting Report


Delmar J. Clark Jr., Senior Financial Analyst - Regulatory

6. Date Completed: May 15, 2000

DECLASSIFIED
CONFIDENTIAL

NAB 12.5.02

Line No.	Supplier Name	Mine Location	Purchase Type	Transportation Mode	Tons	Effective Purchase Price (\$/Ton)	Total Transportation Cost (\$/Ton)	F.O.B. Plant Price (\$/Ton)	As Received Coal Quality			
									Percent Sulfur (%)	Btu Content (Btu/lb)	Percent Ash (%)	Percent Moisture (%)
(a)	(b)	(c)	(d)	(e)	(f)	(g)	(h)	(i)	(j)	(k)	(l)	(m)
1	A. T. Massey Coal Company	08 , Ky , 195	MTC	UR	77,959	\$24.00	\$17.52	\$41.52	1.03	12,903	7.36	6.76
2	Quaker Coal Company, Inc.	08 , Ky , 195	MTC	UR	48,425	\$23.28	\$17.52	\$40.80	1.05	13,039	7.82	6.46
3	Transfer Facility	N/A	MTC	OB	5,292	\$40.98	\$8.24	\$49.22	0.68	12,628	9.39	6.44

MONTHLY REPORT OF COST AND QUALITY OF COAL FOR ELECTRIC PLANTS
ORIGIN, TONNAGE, DELIVERED PRICE AND AS RECEIVED QUALITY

- 1. Report for: Mo. March 2000
- 2. Reporting Company: Florida Power Corporation
- 3. Plant Name: Crystal River 1 & 2

**SPECIFIED
CONFIDENTIAL**

- 4. Name, Title and Telephone Number of Contact Person Concerning Data Submitted on this Form
Delmar J. Clark Jr., Senior Financial Analyst - Regulatory
(727) 824-6616

- 5. Signature of Official Submitting Report

Delmar J. Clark Jr.

Delmar J. Clark Jr., Senior Financial Analyst - Regulatory

- 6. Date Completed: May 15, 2000

Line No.	Supplier Name	Mine Location	Purchase Type	Tons	F.O.B. Mine Price (\$/Ton)	Short Haul & Loading Charges (\$/Ton)	Original Invoice Price (\$/Ton)	Retro-active Price Increases (\$/Ton)	Base Price (\$/Ton)	Quality Adjust-ments (\$/Ton)	Effective Purchase Price (\$/Ton)
(a)	(b)	(c)	(d)	(e)	(f)	(g)	(h)	(i)	(j)	(k)	(l)
1	A. T. Massey Coal Company	08 , Ky , 195	MTC	77,959	\$24.00	\$0.00	\$24.00	\$0.00	\$24.00	\$0.00	\$24.00
2	Quaker Coal Company, Inc.	08 , Ky , 195	MTC	48,425	\$22.32	\$0.00	\$22.32	\$0.00	\$22.32	\$0.96	\$23.28
3	Transfer Facility	N/A	MTC	5,292	\$40.98	\$0.00	\$40.98	N/A	\$40.98	N/A	\$40.98

MONTHLY REPORT OF COST AND QUALITY OF COAL FOR ELECTRIC PLANTS
ORIGIN, TONNAGE, DELIVERED PRICE AND AS RECEIVED QUALITY

- 1. Report for: Mo. March 2000
- 2. Reporting Company: Florida Power Corporation
- 3. Plant Name: Crystal River 1 & 2

**SPECIFIED
CONFIDENTIAL**

- 4. Name, Title and Telephone Number of Contact
Person Concerning Data Submitted on this Form
Delmar J. Clark Jr., Senior Financial Analyst - Regulatory
(727) 824-6616

- 5. Signature of Official Submitting Report


Delmar J. Clark Jr., Senior Financial Analyst - Regulatory

- 6. Date Completed: May 15, 2000

Line No.	Supplier Name	Mine Location	Shipping Point	Transportation Mode	Tons	Effective Purchase Price (\$/Ton)	Additional Shorthaul & Loading Charges (\$/Ton)	Rail Rate (\$/Ton)	Other Rail Charges (\$/Ton)	River Barge Rate (\$/Ton)	Trans-loading Rate (\$/Ton)	Ocean Barge Rate (\$/Ton)	Other Water Charges (\$/Ton)	Other Related Charges (\$/Ton)	Transportation Charges (\$/Ton)	F.O.B. Plant Price (\$/Ton)
(a)	(b)	(c)	(d)	(e)	(f)	(g)	(h)	(i)	(j)	(k)	(l)	(m)	(n)	(o)	(p)	(q)
1	A. T. Massey Coal Company	08 , Ky , 195	Pike, Ky	UR	77,959	\$24.00	N/A	\$15.12	\$2.40	N/A	N/A	N/A	\$0.00	\$0.00	\$17.52	\$41.52
2	Quaker Coal Company, Inc.	08 , Ky , 195	Pike, Ky	UR	48,425	\$23.28	N/A	\$15.12	\$2.40	N/A	N/A	N/A	\$0.00	\$0.00	\$17.52	\$40.80
3	Transfer Facility	N/A	Plaquemines Parrish, La	OB	5,292	\$40.98	N/A	N/A	N/A	N/A	N/A	N/A	\$0.00	\$0.00	\$8.24	\$49.22

**MONTHLY REPORT OF COST AND QUALITY OF COAL FOR ELECTRIC PLANTS
ORIGIN, TONNAGE, DELIVERED PRICE AND AS RECEIVED QUALITY**

- 1. Report for: Mo. March 2000
- 2. Reporting Company: Florida Power Corporation
- 3. Plant Name: Crystal River 4 & 5

**SPECIFIED
CONFIDENTIAL**

- 4. Name, Title and Telephone Number of Contact
Person Concerning Data Submitted on this Form
Delmar J. Clark Jr., Senior Financial Analyst - Regulatory
(727) 824-6616

- 5. Signature of Official Submitting Report

Delmar J. Clark Jr.

Delmar J. Clark Jr., Senior Financial Analyst - Regulatory

- 6. Date Completed: May 15, 2000

Line No.	Supplier Name	Mine Location	Purchase Type	Transportation Mode	Tons	Effective Purchase Price (\$/Ton)	Total Transportation Cost (\$/Ton)	F.O.B. Plant Price (\$/Ton)	As Received Coal Quality			
									Percent Sulfur (%)	Btu Content (Btu/lb)	Percent Ash (%)	Percent Moisture (%)
(a)	(b)	(c)	(d)	(e)	(f)	(g)	(h)	(i)	(j)	(k)	(l)	(m)
1	Powell Mountain Coal Company	08 , Ky , 119	LTC	UR	107,122	\$32.65	\$17.90	\$50.55	0.72	12,919	7.39	6.35
2	AEI Resources	08 , Ky , 195	LTC	UR	9,674	\$24.50	\$17.54	\$42.04	0.71	12,601	9.01	7.76
3	Quaker Coal Company, Inc.	08 , Ky , 195	MTC	UR	51,293	\$25.26	\$17.54	\$42.80	0.72	12,762	8.95	6.52
4	Transfer Facility	N/A	MTC	OB	204,700	\$40.32	\$8.24	\$48.56	0.68	12,384	10.62	6.91

**MONTHLY REPORT OF COST AND QUALITY OF COAL FOR ELECTRIC PLANTS
ORIGIN, TONNAGE, DELIVERED PRICE AND AS RECEIVED QUALITY**

- 1. Report for: Mo. March 2000
- 2. Reporting Company: Florida Power Corporation
- 3. Plant Name: Crystal River 4 & 5

**SPECIFIED
CONFIDENTIAL**

- 4. Name, Title and Telephone Number of Contact Person Concerning Data Submitted on this Form
Delmar J. Clark Jr., Senior Financial Analyst - Regulatory
(727) 824-6616

- 5. Signature of Official Submitting Report



Delmar J. Clark Jr., Senior Financial Analyst - Regulatory

- 6. Date Completed: May 15, 2000

Line No.	Supplier Name	Mine Location	Purchase Type	Tons	F.O.B. Mine Price (\$/Ton)	Short Haul & Loading Charges (\$/Ton)	Original Invoice Price (\$/Ton)	Retro-active Price Increases (\$/Ton)	Base Price (\$/Ton)	Quality Adjust-ments (\$/Ton)	Effective Purchase Price (\$/Ton)
(a)	(b)	(c)	(d)	(e)	(f)	(g)	(h)	(i)	(j)	(k)	(l)
1	Powell Mountain Coal Company	08 , Ky , 119	LTC	107,122	\$32.65	\$0.00	\$32.65	\$0.00	\$32.65	\$0.00	\$32.65
2	AEI Resources	08 , Ky , 195	LTC	9,674	\$24.50	\$0.00	\$24.50	\$0.00	\$24.50	\$0.00	\$24.50
3	Quaker Coal Company, Inc.	08 , Ky , 195	MTC	51,293	\$24.75	\$0.00	\$24.75	\$0.00	\$24.75	\$0.51	\$25.26
4	Transfer Facility	N/A	MTC	204,700	\$40.32	\$0.00	\$40.32	N/A	\$40.32	N/A	\$40.32


MONTHLY REPORT OF COST AND QUALITY OF COAL FOR ELECTRIC PLANTS
ORIGIN, TONNAGE, DELIVERED PRICE AND AS RECEIVED QUALITY

- 1. Report for: Mo. March 2000
- 2. Reporting Company: Florida Power Corporation
- 3. Plant Name: Crystal River 4 & 5

**SPECIFIED
CONFIDENTIAL**

- 4. Name, Title and Telephone Number of Contact
Person Concerning Data Submitted on this Form
Delmar J. Clark Jr., Senior Financial Analyst - Regulatory
(727) 824-6616

- 5. Signature of Official Submitting Report


Delmar J. Clark Jr., Senior Financial Analyst - Regulatory

- 6. Date Completed: May 15, 2000

Line No.	Supplier Name	Mine Location	Shipping Point	Transportation Mode	Tons	Effective Purchase Price (\$/Ton)	Additional Shorthaul & Loading Charges (\$/Ton)	Rail Rate (\$/Ton)	Other Rail Charges (\$/Ton)	River Barge Rate (\$/Ton)	Trans-loading Rate (\$/Ton)	Ocean Barge Rate (\$/Ton)	Other Water Charges (\$/Ton)	Other Related Charges (\$/Ton)	Transportation Charges (\$/Ton)	F.O.B. Plant Price (\$/Ton)
(a)	(b)	(c)	(d)	(e)	(f)	(g)	(h)	(i)	(j)	(k)	(l)	(m)	(n)	(o)	(p)	(q)
1	Powell Mountain Coal Company	08 , Ky , 119	Knott, Ky	UR	107,122	\$32.65	N/A	\$15.48	\$2.42	N/A	N/A	N/A	\$0.00	\$0.00	\$17.90	\$50.55
2	AEI Resources	08 , Ky , 195	Pike, Ky	UR	9,674	\$24.50	N/A	\$15.12	\$2.42	N/A	N/A	N/A	\$0.00	\$0.00	\$17.54	\$42.04
3	Quaker Coal Company, Inc.	08 , Ky , 195	Pike, Ky	UR	51,293	\$25.26	N/A	\$15.12	\$2.42	N/A	N/A	N/A	\$0.00	\$0.00	\$17.54	\$42.80
4	Transfer Facility	N/A	Plaquemines Parrish, La	OB	204,700	\$40.32	N/A	N/A	N/A	N/A	N/A	N/A	\$0.00	\$0.00	\$8.24	\$48.56


**MONTHLY REPORT OF COST AND QUALITY OF COAL FOR ELECTRIC PLANTS
ORIGIN, TONNAGE, DELIVERED PRICE AND AS RECEIVED QUALITY**

- 1. Report for: Mo. March 2000
- 2. Reporting Company: Florida Power Corporation
- 3. Plant Name: Transfer Facility - IMT

- 4. Name, Title and Telephone Number of Contact
Person Concerning Data Submitted on this Form
Delmar J. Clark Jr., Senior Financial Analyst - Regulatory
(727) 824-6616

**SPECIFIED
CONFIDENTIAL**

- 5. Signature of Official Submitting Report


Delmar J. Clark Jr., Senior Financial Analyst - Regulatory

- 6. Date Completed: May 15, 2000

Line No.	Supplier Name	Mine Location	Purchase Type	Transportation Mode	Tons	Effective Purchase Price (\$/Ton)	Total Transportation Cost (\$/Ton)	F.O.B. Plant Price (\$/Ton)	As Received Coal Quality			
									Percent Sulfur (%)	Btu Content (Btu/lb)	Percent Ash (%)	Percent Moisture (%)
(a)	(b)	(c)	(d)	(e)	(f)	(g)	(h)	(i)	(j)	(k)	(l)	(m)
1	A. T. Massey Coal Co.	08 , Ky , 195	LTC	TR&B	28,586	\$24.60	\$17.23	\$41.83	0.57	12,479	9.61	7.44
2	A. T. Massey Coal Co.	08 , Wv , 5	LTC	TR&B	54,243	\$24.60	\$17.23	\$41.83	0.75	12,537	10.82	5.73
3	Pen Coal Company	08 , Ky , 71	LTC	B	11,915	\$29.02	\$17.23	\$46.25	0.65	12,369	9.92	7.19
4	Pen Coal Company	08 , Wv , 99	LTC	B	28,879	\$29.02	\$17.23	\$46.25	0.65	12,369	9.92	7.19
5	Black Hawk Synfuel LLC	08 , Wv , 39	S	B	3,971	\$20.00	\$17.23	\$37.23	0.69	12,224	11.55	7.32
6	Black Hawk Synfuel LLC	08 , Wv , 39	S	B	71,091	\$19.50	\$17.23	\$36.73	0.68	12,097	12.30	7.48
7	Black Hawk Synfuel LLC	08 , Wv , 39	S	B	38,914	\$19.50	\$17.23	\$36.73	0.68	12,108	12.33	7.36

**MONTHLY REPORT OF COST AND QUALITY OF COAL FOR ELECTRIC PLANTS
ORIGIN, TONNAGE, DELIVERED PRICE AND AS RECEIVED QUALITY**

- 1. Report for: Mo. March 2000
- 2. Reporting Company: Florida Power Corporation
- 3. Plant Name: Transfer Facility - IMT

- 4. Name, Title and Telephone Number of Contact
Person Concerning Data Submitted on this Form
Delmar J. Clark Jr., Senior Financial Analyst - Regulatory
(727) 824-6616

**SPECIFIED
CONFIDENTIAL**

- 5. Signature of Official Submitting Report


Delmar J. Clark Jr., Senior Financial Analyst - Regulatory

- 6. Date Completed: May 15, 2000

Line No.	Supplier Name	Mine Location	Purchase Type	Tons	F.O.B. Mine Price (\$/Ton)	Short Haul & Loading Charges (\$/Ton)	Original Invoice Price (\$/Ton)	Retro-active Price Increases (\$/Ton)	Base Price (\$/Ton)	Quality Adjust-ments (\$/Ton)	Effective Purchase Price (\$/Ton)
(a)	(b)	(c)	(d)	(e)	(f)	(g)	(h)	(i)	(j)	(k)	(l)
1	A. T. Massey Coal Co.	08 , Ky , 195	LTC	28,586	\$24.60	\$0.00	\$24.60	\$0.00	\$24.60	\$0.00	\$24.60
2	A. T. Massey Coal Co.	08 , Wv , 5	LTC	54,243	\$24.60	\$0.00	\$24.60	\$0.00	\$24.60	\$0.00	\$24.60
3	Pen Coal Company	08 , Ky , 71	LTC	11,915	\$29.02	\$0.00	\$29.02	\$0.00	\$29.02	\$0.00	\$29.02
4	Pen Coal Company	08 , Wv , 99	LTC	28,879	\$29.02	\$0.00	\$29.02	\$0.00	\$29.02	\$0.00	\$29.02
5	Black Hawk Synfuel LLC	08 , Wv , 39	S	3,971	\$20.00	\$0.00	\$20.00	\$0.00	\$20.00	\$0.00	\$20.00
6	Black Hawk Synfuel LLC	08 , Wv , 39	S	71,091	\$19.50	\$0.00	\$19.50	\$0.00	\$19.50	\$0.00	\$19.50
7	Black Hawk Synfuel LLC	08 , Wv , 39	S	38,914	\$19.50	\$0.00	\$19.50	\$0.00	\$19.50	\$0.00	\$19.50


**MONTHLY REPORT OF COST AND QUALITY OF COAL FOR ELECTRIC PLANTS
ORIGIN, TONNAGE, DELIVERED PRICE AND AS RECEIVED QUALITY**

- 1. Report for: Mo. March 2000
- 2. Reporting Company: Florida Power Corporation
- 3. Plant Name: Transfer Facility - IMT

**SPECIFIED
CONFIDENTIAL**

- 4. Name, Title and Telephone Number of Contact Person Concerning Data Submitted on this Form
Delmar J. Clark Jr., Senior Financial Analyst - Regulatory
(727) 824-6616

- 5. Signature of Official Submitting Report


Delmar J. Clark Jr., Senior Financial Analyst - Regulatory

- 6. Date Completed: May 15, 2000

Line No.	Supplier Name	Mine Location	Shipping Point	Transportation Mode	Tons	Effective Purchase Price (\$/Ton)	Additional Shorthaul & Loading Charges (\$/Ton)	Rail Rate (\$/Ton)	Other Rail Charges (\$/Ton)	River Barge Rate (\$/Ton)	Trans-loading Rate (\$/Ton)	Ocean Barge Rate (\$/Ton)	Other Water Charges (\$/Ton)	Other Related Charges (\$/Ton)	Transportation Charges (\$/Ton)	F.O.B. Plant Price (\$/Ton)
(a)	(b)	(c)	(d)	(e)	(f)	(g)	(h)	(i)	(j)	(k)	(l)	(m)	(n)	(o)	(p)	(q)
1	A. T. Massey Coal Co.	08 , Ky , 195	Pike, Ky	TR&B	28,586	\$24.60	N/A	N/A	N/A	N/A	N/A	N/A	N/A	N/A	\$17.23	\$41.83
2	A. T. Massey Coal Co.	08 , Wv , 5	Boone, Wv	TR&B	54,243	\$24.60	N/A	N/A	N/A	N/A	N/A	N/A	N/A	N/A	\$17.23	\$41.83
3	Pen Coal Company	08 , Ky , 71	Floyd, Ky	B	11,915	\$29.02	N/A	N/A	N/A	N/A	N/A	N/A	N/A	N/A	\$17.23	\$46.25
4	Pen Coal Company	08 , Wv , 99	Wayne, Wv	B	28,879	\$29.02	N/A	N/A	N/A	N/A	N/A	N/A	N/A	N/A	\$17.23	\$46.25
5	Black Hawk Synfuel LLC	08 , Wv , 39	Kanawha, Wv	B	3,971	\$20.00	N/A	N/A	N/A	N/A	N/A	N/A	N/A	N/A	\$17.23	\$37.23
6	Black Hawk Synfuel LLC	08 , Wv , 39	Kanawha, Wv	B	71,091	\$19.50	N/A	N/A	N/A	N/A	N/A	N/A	N/A	N/A	\$17.23	\$36.73
7	Black Hawk Synfuel LLC	08 , Wv , 39	Kanawha, Wv	B	38,914	\$19.50	N/A	N/A	N/A	N/A	N/A	N/A	N/A	N/A	\$17.23	\$36.73

MONTHLY REPORT OF COST AND QUALITY OF COAL FOR ELECTRIC PLANTS
 REPORT OF ADJUSTMENTS TO PREVIOUS COAL DELIVERIES

- 1. Report for: Mo. March 2000
- 2. Reporting Company: Florida Power Corporation
- 3. Plant Name: Crystal River 1 & 2

**SPECIFIED
 CONFIDENTIAL**

- 4. Name, Title and Telephone Number of Contact
 Person Concerning Data Submitted on this Form
 Delmar J. Clark Jr., Senior Financial Analyst - Regulatory
 (727) 824-6616

- 5. Signature of Official Submitting Report

Delmar J. Clark Jr., Senior Financial Analyst - Regulatory

- 6. Date Completed: May 15, 2000

Line No.	Month Reported	Form Plant Name	Intended Generating Plant	Supplier	Original Line Number	Old Volume (tons)	Form No.	Column Title	Old Value	New Value	New F.O.B. Plant Price	Reason for Revision
(a)	(b)	(c)	(d)	(e)	(f)	(g)	(h)	(i)	(j)	(k)	(l)	(m)
1	02/00	CR1&2	CR1&2	Quaker Coal Company, Inc.	2	38,471	2A	(k) Quality Adjustments	\$ -	\$ 0.94	\$ 40.76 ✓	Quality Adjustment

MONTHLY REPORT OF COST AND QUALITY OF COAL FOR ELECTRIC PLANTS
 REPORT OF ADJUSTMENTS TO PREVIOUS COAL DELIVERIES

- 1. Report for: Mo. March 2000
- 2. Reporting Company: Florida Power Corporation
- 3. Plant Name: Crystal River 4 & 5

**SPECIFIED
 CONFIDENTIAL**

- 4. Name, Title and Telephone Number of Contact
 Person Concerning Data Submitted on this Form
 Delmar J. Clark Jr., Senior Financial Analyst - Regulatory
 (727) 824-6616

- 5. Signature of Official Submitting Report


 Delmar J. Clark Jr., Senior Financial Analyst - Regulatory

- 6. Date Completed: May 15, 2000

Line No.	Month Reported	Form Plant Name	Intended Generating Plant	Supplier	Original Line Number	Old Volume (tons)	Form No.	Column Title	Old Value	New Value	New F.O.B. Plant Price	Reason for Revision
(a)	(b)	(c)	(d)	(e)	(f)	(g)	(h)	(i)	(j)	(k)	(l)	(m)
1	11/99	CR4&5	CR4&5	Franklin Coal Sales	4	19,034	2A	(k) Quality Adjustments	\$ -	\$ 0.67	\$44.62	Quality Adjustment
2	12/99	CR4&5	CR4&5	Franklin Coal Sales	3	18,040	2A	(k) Quality Adjustments	\$ -	\$ 0.85	\$45.21	Quality Adjustment

MONTHLY REPORT OF COST AND QUALITY OF COAL FOR ELECTRIC PLANTS
 REPORT OF ADJUSTMENTS TO PREVIOUS COAL DELIVERIES

1. Report for: Mo. March 2000

2. Reporting Company: Florida Power Corporation

3. Plant Name: Transfer Facility - IMT

4. Name, Title and Telephone Number of Contact
 Person Concerning Data Submitted on this Form
 Delmar J. Clark Jr., Senior Financial Analyst - Regulatory
 (727) 824-6616

5. Signature of Official Submitting Report

Delmar J. Clark Jr., Senior Financial Analyst - Regulatory

6. Date Completed: May 15, 2000

Line No.	Month Reported	Form Plant Name	Intended Generating Plant	Supplier	Original Line Number	Old Volume (tons)	Form No.	Column Title	Old Value	New Value	New F.O.B. Plant Price	Reason for Revision
(a)	(b)	(c)	(d)	(e)	(f)	(g)	(h)	(i)	(j)	(k)	(l)	(m)

== NONE ==

MONTHLY REPORT OF COST AND QUALITY OF FUEL OIL FOR ELECTRIC PLANTS
ORIGIN, VOLUME, DELIVERED PRICE AND AS RECEIVED QUALITY

1. REPORTING MONTH: Mar-00

2. REPORTING COMPANY: FLORIDA POWER CORPORATION

3. NAME, TITLE & TELEPHONE NUMBER OF CONTACT PERSON CONCERNING DATA
SUBMITTED ON THIS FORM: MANNY PEREZ, ACCOUNTANT (727) 820-5302


4. SIGNATURE OF OFFICIAL SUBMITTING REPORT: 
JOHN SCARDINO, JR., CONTROLLER

5. DATE COMPLETED: 05/10/00

LINE NO. (a)	PLANT NAME (b)	SUPPLIER NAME (c)	SHIPPING POINT (d)	PURCHASE TYPE (e)	DELIVERY LOCATION (f)	DELIVERY DATE (g)	TYPE OIL (h)	SULFUR CONTENT (%) (i)	BTU CONTENT (Btu/gal) (j)	VOLUME (Bbls) (k)	DELIVERED PRICE (\$/Bbl) (l)
1	ANCLOTE	BP OIL COMPANY	TAMPA, FL	MTC	FOB PLANT	03/00	F02	0.43	139,468	4,293	\$34.0308
2	AVON PARK PEAKERS	NO DELIVERIES									
3	BARTOW	NO DELIVERIES									
4	BARTOW NORTH FUEL TERMINAL	RIO ENERGY INTERNATIONAL INC.	HOUSTON, TX	MTC	FOB TERMINAL	03/00	F06	1.00	156,383	116,762	\$24.2547
5	BARTOW PEAKERS	NO DELIVERIES									
6	BARTOW FUEL TERMINAL-UNIT 1	NO DELIVERIES									
7	BARTOW SOUTH FUEL TERMINAL	RIO ENERGY INTERNATIONAL INC.	HOUSTON, TX	MTC	FOB TERMINAL	03/00	F06	0.93	158,353	178,999	\$20.5649
8	BARTOW SOUTH FUEL TERMINAL	RIO ENERGY INTERNATIONAL INC.	HOUSTON, TX	MTC	FOB TERMINAL	03/00	F06	0.93	156,950	234,098	\$22.0667
9	BARTOW SOUTH FUEL TERMINAL	RIO ENERGY INTERNATIONAL INC.	HOUSTON, TX	MTC	FOB TERMINAL	03/00	F06	0.93	158,497	91,574	\$24.2548
10	BAYBORO PEAKERS	NO DELIVERIES									
11	CRYSTAL RIVER NORTH	BP OIL COMPANY	TAMPA, FL	MTC	FOB PLANT	03/00	F02	0.43	139,468	3,011	\$28.3687
12	CRYSTAL RIVER SOUTH	BP OIL COMPANY	TAMPA, FL	MTC	FOB PLANT	03/00	F02	0.43	139,468	1,066	\$28.3687
13	DEBARY PEAKERS	BP OIL COMPANY	TAMPA, FL	MTC	FOB PLANT	03/00	F02	0.17	139,383	45,695	\$35.9989
14	DEBARY PEAKERS	BP OIL COMPANY	TAMPA, FL	MTC	FOB PLANT	03/00	F02	0.40	139,458	6,747	\$33.4968
15	HINES PLANT PEAKERS	NO DELIVERIES									
16	HIGGINS PEAKERS	NO DELIVERIES									
17	INTERCESSION CITY PEAKERS	NO DELIVERIES									
18	CRYSTAL RIVER NUCLEAR PLANT	BP OIL COMPANY	TAMPA, FL	MTC	FOB PLANT	03/00	F02	0.04	139,340	107	\$32.9026

MONTHLY REPORT OF COST AND QUALITY OF FUEL OIL FOR ELECTRIC PLANTS
ORIGIN, VOLUME, DELIVERED PRICE AND AS RECEIVED QUALITY

1 REPORTING MONTH Mar-00
2 REPORTING COMPANY FLORIDA POWER CORPORATION

3 NAME, TITLE & TELEPHONE NUMBER OF CONTACT PERSON CONCERNING DATA SUBMITTED ON THIS FORM
MANNY PEREZ, ACCOUNTANT (771) 820-5302
4 SIGNATURE OF OFFICIAL SUBMITTING REPORT: 
5 DATE COMPLETED 05/10/00
JOHN SCARDINO, JR., CONTROLLER

LINE NO. (a)	PLANT NAME (b)	SUPPLIER NAME (c)	DELIVERY LOCATION (d)	DELIVERY DATE (e)	TYPE OIL (f)	VOLUME (Bbls) (g)	INVOICE PRICE (\$/Bbl) (h)	INVOICE AMOUNT (\$) (i)	DISCOUNT (\$) (j)	NET AMOUNT (\$) (k)	NET PRICE (\$/Bbl) (l)	QUALITY ADJUST (\$/Bbl) (m)	EFFECTIVE PURCHASE PRICE (\$/Bbl) (n)	TRANSPORT TO TERMINAL (\$/Bbl) (o)	ADDITIONAL TRANSPORT CHARGES (\$/Bbl) (p)	OTHER CHARGES (\$/Bbl) (q)	DELIVERED PRICE (\$/Bbl) (r)
1	ANCLOTE	BP OIL COMPANY	FOB PLANT	03/00	F02	4,293	\$32.7575	\$140,628.12	\$1,406.3100	\$139,221.81	\$32.4300	\$0.0000	\$32.4300		\$0.7309	\$0.8699	\$34.0308
2	AVON PARK PEAKERS	NO DELIVERIES															
3	BARTOW	NO DELIVERIES															
4	BARTOW NORTH FUEL TERMINAL	RIO ENERGY INTERNATIONAL INC	FOB TERMINAL	03/00	F06	116,762	\$24.1846	\$2,823,847.10	\$0.0000	\$2,823,847.10	\$24.1846	\$0.0000	\$24.1846		\$0.0000	\$0.0701	\$24.2547
5	BARTOW PEAKERS	NO DELIVERIES															
6	BARTOW FUEL TERMINAL UNIT 1	NO DELIVERIES															
7	BARTOW SOUTH FUEL TERMINAL	RIO ENERGY INTERNATIONAL INC	FOB TERMINAL	03/00	F06	178,999	\$20.4948	\$3,668,552.95	\$0.0000	\$3,668,552.95	\$20.4948	\$0.0000	\$20.4948		\$0.0000	\$0.0701	\$20.5649
8	BARTOW SOUTH FUEL TERMINAL	RIO ENERGY INTERNATIONAL INC	FOB TERMINAL	03/00	F06	234,098	\$21.9966	\$5,149,358.26	\$0.0000	\$5,149,358.26	\$21.9966	\$0.0000	\$21.9966		\$0.0000	\$0.0701	\$22.0667
9	BARTOW SOUTH FUEL TERMINAL	RIO ENERGY INTERNATIONAL INC	FOB TERMINAL	03/00	F06	91,574	\$24.1847	\$2,214,685.16	\$0.0000	\$2,214,685.16	\$24.1847	\$0.0000	\$24.1847		\$0.0000	\$0.0701	\$24.2548
10	BAYBORO PEAKERS	NO DELIVERIES															
11	CRYSTAL RIVER NORTH	BP OIL COMPANY	FOB PLANT	03/00	F02	3,011	\$26.7180	\$80,447.89	\$804.4700	\$79,643.42	\$26.4508	\$0.0000	\$26.4508		\$1.0420	\$0.8759	\$28.3687
12	CRYSTAL RIVER SOUTH	BP OIL COMPANY	FOB PLANT	03/00	F02	1,066	\$26.7180	\$28,481.39	\$284.8100	\$28,196.58	\$26.4508	\$0.0000	\$26.4508		\$1.0420	\$0.8759	\$28.3687
13	DEBARY PEAKERS	BP OIL COMPANY	FOB PLANT	03/00	F02	45,695	\$34.7797	\$1,589,256.65	\$15,892.5800	\$1,573,364.07	\$34.4319	\$0.0000	\$34.4319		\$0.6972	\$0.8698	\$35.9989
14	DEBARY PEAKERS	BP OIL COMPANY	FOB PLANT	03/00	F02	6,747	\$31.3485	\$211,508.06	\$2,115.1100	\$209,392.95	\$31.0350	\$0.0000	\$31.0350		\$1.5919	\$0.8699	\$33.4968
15	LIMES PLANT PEAKERS	NO DELIVERIES															
16	MOGINS PEAKERS	NO DELIVERIES															
17	INTERCESSION CITY PEAKERS	NO DELIVERIES															
18	CRYSTAL RIVER NUCLEAR PLANT	BP OIL COMPANY	FOB PLANT	03/00	F02	107	\$32.3691	\$3,463.49	\$0.0000	\$3,463.49	\$32.3691	\$0.0000	\$32.3691		\$0.0299	\$0.5036	\$32.9026

