

AUSLEY & McMULLEN

ATTORNEYS AND COUNSELORS AT LAW

227 SOUTH CALHOUN STREET
P.O. BOX 391 (ZIP 32301)
TALLAHASSEE, FLORIDA 32301
(850) 224-9115 FAX (850) 222-7560

June 14, 2000

HAND DELIVERED

030001-EI

ORIGINAL

RECORDS AND REPORTING

00 JUN 14 PM 3:06

RECEIVED-FPSC

Ms. Blanca S. Bayo, Director
Division of Records and Reporting
Florida Public Service Commission
2540 Shumard Oak Boulevard
Tallahassee, FL 32399-0850

12-28-02
DECLASSIFIED

Re: Fuel and Purchased Power Cost Recovery Clause
and Generating Performance Incentive Factor
FPSC Docket No. 000001-EI

REQUEST FOR SPECIFIED CONFIDENTIAL TREATMENT
(CONFIDENTIAL DOCUMENTS ATTACHED)

Dear Ms. Bayo:

We submit herewith a single confidential set of Tampa Electric Company's highlighted 423 Forms for the month of April 2000 and request specified confidential treatment of Forms 423-1(a), 423-2, 423-2(a) and 423-2(b). Our request is made pursuant to Section 366.093, Fla. Stat., for the reasons detailed in the document entitled "Tampa Electric Company's Request for Specified Confidential Treatment", which document was filed under separate cover (copy enclosed). The sensitive information contained in these forms has been highlighted in yellow.

Please acknowledge receipt and filing of the above by stamping the duplicate copy of this letter and returning same to this writer.

Thank you for your assistance in connection with this matter.

Sincerely,

James D. Beasley
James D. Beasley

FPSC-BUREAU OF RECORDS

JDB/pp
Enclosures

cc: All Parties of Record (w/o enc.)

DOCUMENT NUMBER-DATE

07296 JUN 14 8

FPSC-RECORDS/REPORTING

MONTHLY REPORT OF COST AND QUALITY OF FUEL OIL FOR ELECTRIC PLANTS
ORIGIN, VOLUME, DELIVERED PRICE AND AS RECEIVED QUALITY

1. Reporting Month: April Year: 2000

2. Reporting Company: Tampa Electric Company

3. Name, Title & Telephone Number of Contact Person Concerning Data
Submitted on this Form: Jeffrey Chronister, Director Financial Reporting
(813) - 228 - 1609

4. Signature of Official Submitting Report: 
Jeffrey Chronister, Director Financial Reporting

6. Date Completed: June 15, 2000

Line No. (a)	Plant Name (b)	Supplier Name (c)	Shipping Point (d)	Purchase Type (e)	Delivery Location (f)	Delivery Date (g)	Type Oil (h)	Sulfur Content % (i)	BTU Content (BTU/Gal) (j)	Volume (Bbls) (k)	Delivered Price (\$/Bbl) (l)
1.	Gannon	Central	Tampa	MTC	Gannon	04/04/00	F02	*	*	474.24	\$32.0838
2.	Gannon	Central	Tampa	MTC	Gannon	04/05/00	F02	*	*	1,594.31	\$32.0839
3.	Gannon	Central	Tampa	MTC	Gannon	04/11/00	F02	*	*	615.69	\$30.3376
4.	Gannon	Central	Tampa	MTC	Gannon	04/17/00	F02	*	*	890.74	\$30.7949
5.	Gannon	Central	Tampa	MTC	Gannon	04/20/00	F02	*	*	98.40	\$30.7963
6.	Gannon	Central	Tampa	MTC	Gannon	04/27/00	F02	*	*	538.36	\$32.6243
7.	Gannon	Central	Tampa	MTC	Gannon	04/28/00	F02	*	*	534.09	\$32.6248
8.	Polk	BP	Tampa	MTC	Polk	04/01/00	F02	*	*	4,310.88	\$35.5662
9.	Polk	BP	Tampa	MTC	Polk	04/02/00	F02	*	*	3,394.13	\$35.5661
10.	Hookers Point	Central	Tampa	MTC	Hookers Point	04/07/00	F02	*	*	113.43	\$32.0835
11.	Hookers Point	Coastal	Tampa	MTC	Hookers Point	04/15/00	F06	0.93	151,950	97,202.49	\$23.0400

MR 12.28.02
DECLASSIFIED

DOCUMENT NUMBER - DATE
07296 JUN 14 8
FPSC-RECORDS/REPORTING

* No analysis Taken

MONTHLY REPORT OF COST AND QUALITY OF FUEL OIL FOR ELECTRIC PLANTS
 DETAIL OF INVOICE AND TRANSPORTATION CHARGES

1. Reporting Month: April Year: 2000
 2. Reporting Company: Tampa Electric Company

3. Name, Title & Telephone Number of Contact Person Concerning Data
 Submitted on this Form: Jeffrey Chronister, Director Financial Reporting
 (813) - 228 - 1609

4. Signature of Official Submitting Report: 
 Jeffrey Chronister, Director Financial Reporting

6. Date Completed: June 15, 2000

Line No. (a)	Plant Name (b)	Supplier Name (c)	Delivery Location (d)	Delivery Date (e)	Type Oil (f)	Volume (Bbls) (g)	Invoice Price (\$/Bbl) (h)	Invoice Amount \$ (i)	Discount \$ (j)	Net Amount \$ (k)	Net Price (\$/Bbl) (l)	Quality Adjust. (\$/Bbl) (m)	Effective Purchase Price (\$/Bbl) (n)	Transport to Terminal (\$/Bbl) (o)	Add'l Transport Charges (\$/Bbl) (p)	Other Charges (\$/Bbl) (q)	Delivered Price (\$/Bbl) (r)
1.	Gannon	Central	Gannon	04/04/00	F02	474.24	\$32.0838	\$15,215.44	\$0.0000	\$15,215.44	\$32.0838	\$0.0000	\$32.0838	\$0.0000	\$0.0000	\$0.0000	\$32.0838
2.	Gannon	Central	Gannon	04/05/00	F02	1,594.31	\$32.0839	\$51,151.69	\$0.0000	\$51,151.69	\$32.0839	\$0.0000	\$32.0839	\$0.0000	\$0.0000	\$0.0000	\$32.0839
3.	Gannon	Central	Gannon	04/11/00	F02	615.69	\$30.3376	\$18,678.55	\$0.0000	\$18,678.55	\$30.3376	\$0.0000	\$30.3376	\$0.0000	\$0.0000	\$0.0000	\$30.3376
4.	Gannon	Central	Gannon	04/17/00	F02	890.74	\$30.7949	\$27,430.23	\$0.0000	\$27,430.23	\$30.7949	\$0.0000	\$30.7949	\$0.0000	\$0.0000	\$0.0000	\$30.7949
5.	Gannon	Central	Gannon	04/20/00	F02	98.40	\$30.7963	\$3,030.36	\$0.0000	\$3,030.36	\$30.7963	\$0.0000	\$30.7963	\$0.0000	\$0.0000	\$0.0000	\$30.7963
6.	Gannon	Central	Gannon	04/27/00	F02	538.36	\$32.6243	\$17,563.61	\$0.0000	\$17,563.61	\$32.6243	\$0.0000	\$32.6243	\$0.0000	\$0.0000	\$0.0000	\$32.6243
7.	Gannon	Central	Gannon	04/28/00	F02	534.09	\$32.6248	\$17,424.58	\$0.0000	\$17,424.58	\$32.6248	\$0.0000	\$32.6248	\$0.0000	\$0.0000	\$0.0000	\$32.6248
8.	Polk	BP	Polk	04/01/00	F02	4,310.88	\$35.5662	\$153,321.60	\$0.0000	\$153,321.60	\$35.5662	\$0.0000	\$35.5662	\$0.0000	\$0.0000	\$0.0000	\$35.5662
9.	Polk	BP	Polk	04/02/00	F02	3,394.13	\$35.5661	\$120,715.87	\$0.0000	\$120,715.87	\$35.5661	\$0.0000	\$35.5661	\$0.0000	\$0.0000	\$0.0000	\$35.5661
10.	Hookers Point	Central	Hookers Point	04/07/00	F02	113.43	\$32.0835	\$3,639.23	\$0.0000	\$3,639.23	\$32.0835	\$0.0000	\$32.0835	\$0.0000	\$0.0000	\$0.0000	\$32.0835
11.	Hookers Point	Coastal	Hookers Point	04/15/00	F06	97,202.49	\$23.0400	\$2,239,545.37	\$0.0000	\$2,239,545.37	\$23.0400	\$0.0000	\$23.0400	\$0.0000	\$0.0000	\$0.0000	\$23.0400

MONTHLY REPORT OF COST AND QUALITY OF FUEL OIL FOR ELECTRIC PLANTS
 REPORT OF ADJUSTMENTS TO PREVIOUS OIL DELIVERIES

3. Name, Title & Telephone Number of Contact Person Concerning Data
 Submitted on this Form: Jeffrey Chronister, Director Financial Reporting
 (813) - 228 - 1609

1. Reporting Month: April Year: 2000

2. Reporting Company: Tampa Electric Company

4. Signature of Official Submitting Report: 
 Jeffrey Chronister, Director Financial Reporting

6. Date Completed: June 15, 2000

Line No. (a)	Month Reported (b)	Form Plant Name (c)	Supplier (d)	Original Line Number (e)	Old Volume (Bbls) (f)	Form No. (g)	Column Designator & Title (h)	Old Value (i)	New Value (j)	New Delivered Price (k)	Reason for Revision (l)
1.	March, 2000	Gannon	Central	10.	353.82	423-1(a)	Column (g), Volume(Bbls)	353.82	355.31	\$30.982	Volume Adjustment

** SPECIFIED CONFIDENTIAL **

FPSC Form 423-2

MONTHLY REPORT OF COST AND QUALITY OF COAL FOR ELECTRIC PLANTS
ORIGIN, TONNAGE, DELIVERED PRICE AND AS RECEIVED QUALITY


1. Reporting Month: April Year: 2000

2. Reporting Company: Tampa Electric Company

3. Plant Name: Electro-Coal Transfer Facility - Big Bend Station (1)

4. Name, Title & Telephone Number of Contact Person Concerning Data
Submitted on this Form: Jeffrey Chronister, Director Financial Reporting
(813) 228 - 1609

5. Signature of Official Submitting Form:



Jeffrey Chronister, Director Financial Reporting

6. Date Completed: June 15, 2000

Line No. (a)	Supplier Name (b)	Mine Location (c)	Purchase Type (d)	Transport Mode (e)	Tons (f)	Effective Purchase Price (\$/Ton) (g)	Total Transport Charges (\$/Ton) (h)	Delivered Price Transfer Facility (\$/Ton) (i)	As Received Coal Quality			
									Sulfur Content % (j)	BTU Content (BTU/lb) (k)	Ash Content % (l)	Moisture Content % (m)
1.	Zeigler Coal	10,IL,145,157	LTC	RB	119,739.60	\$45.658	\$0.000	\$45.658	3.03	11,050	9.15	12.87
2.	Peabody Development	10,IL,165	LTC	RB	22,393.00	\$30.250	\$7.760	\$38.010	1.83	12,372	6.72	9.81
3.	Peabody Development	10,IL,059	LTC	RB	38,346.70	\$25.090	\$7.420	\$32.510	2.90	12,569	10.17	6.31
4.	Oxbow Carbon and Minerals	N/A	S	RB	14,739.21	\$10.400	\$0.000	\$10.400	4.37	13,901	0.41	9.50

(1) As Electro-Coal Transfer Facility is a central storage site for coal prior to its delivery to the power plant, the coal from suppliers noted on this schedule is usually delivered to Big Bend Station but could ultimately be delivered to Gannon Station or Polk Station.

** SPECIFIED CONFIDENTIAL **

FPSC Form 423-2(a)

MONTHLY REPORT OF COST AND QUALITY OF COAL FOR ELECTRIC PLANTS
DETAILED PURCHASED COAL INVOICE INFORMATION

1. Reporting Month: April Year: 2000

2. Reporting Company: Tampa Electric Company

3. Plant Name: Electro-Coal Transfer Facility - Big Bend Station (1)

4. Name, Title & Telephone Number of Contact Person Concerning Data
Submitted on this Form: Jeffrey Chronister, Director Financial Reporting
(813) - 228 - 1609

5. Signature of Official Submitting Form: 
Jeffrey Chronister, Director Financial Reporting

6. Date Completed: June 15, 2000

Line No. (a)	Supplier Name (b)	Mine Location (c)	Purchase Type (d)	Tons (e)	F.O.B.(2) Mine Price (\$/Ton) (f)	Shorthaul & Loading Charges (\$/Ton) (g)	Original Invoice Price (\$/Ton) (h)	Retro- active Price Adjustments (\$/Ton) (i)	Base Price (\$/Ton) (j)	Quality Adjust- ments (\$/Ton) (k)	Effective Purchase Price (\$/Ton) (l)
1.	Zeigler Coal	10,IL,145,157	LTC	119,739.60	N/A	\$0.000	\$45.658	\$0.000	\$45.658	\$0.000	\$45.658
2.	Peabody Development	10,IL,165	LTC	22,393.00	N/A	\$0.000	\$30.250	\$0.000	\$30.250	\$0.000	\$30.250
3.	Peabody Development	10,IL,059	LTC	38,346.70	N/A	\$0.000	\$25.090	\$0.000	\$25.090	\$0.000	\$25.090
4.	Oxbow Carbon and Minerals	N/A	S	14,739.21	N/A	\$0.000	\$10.400	\$0.000	\$10.400	\$0.000	\$10.400

(1) As Electro-Coal Transfer Facility is a central storage site for coal prior to its delivery to the power plant, the coal from suppliers noted on this schedule is usually delivered to Big Bend Station but could ultimately be delivered to Gannon Station or Polk Station.

(2) Tampa Electric purchases coal F.O.B. shipping point or F.O.B. destination.

**** SPECIFIED CONFIDENTIAL ****


FPSC Form 423-2(b)

**MONTHLY REPORT OF COST AND QUALITY OF COAL FOR ELECTRIC PLANTS
DETAIL OF TRANSPORTATION CHARGES**

1. Reporting Month: April Year: 2000
2. Reporting Company: Tampa Electric Company
3. Plant Name: Electro-Coal Transfer Facility - Big Bend Station (1)

4. Name, Title & Telephone Number of Contact Person Concerning Data
Submitted on this Form: Jeffrey Chronister, Director Financial Reporting
(813) 228 - 1609

5. Signature of Official Submitting Form:


Jeffrey Chronister, Director Financial Reporting

6. Date Completed: June 15, 2000

Line No. (a)	Supplier Name (b)	Mine Location (c)	Shipping Point (d)	Transport Mode (e)	Tons (f)	(2) Effective Purchase Price (\$/Ton) (g)	Add'l Shorthaul & Loading Charges (\$/Ton) (h)	Rail Charges		Waterborne Charges					Total Transportation Charges (\$/Ton) (p)	Delivered Price Transfer Facility (\$/Ton) (q)	
								Rail Rate (\$/Ton) (i)	Other Rail Charges (\$/Ton) (j)	River Barge Rate (\$/Ton) (k)	Trans-loading Rate (\$/Ton) (l)	Ocean Barge Rate (\$/Ton) (m)	Other Water Charges (\$/Ton) (n)	Other Related Charges (\$/Ton) (o)			
1.	Zeigler Coal	10,IL,145,157	Randolph & Perry Cnty, IL	RB	119,739.60	\$45.658	\$0.000	\$0.000	\$0.000	\$0.000	\$0.000	\$0.000	\$0.000	\$0.000	\$0.000	\$0.000	\$45.658
2.	Peabody Development	10,IL,165	Saline Cnty, IL	RB	22,393.00	\$30.250	\$0.000	\$0.000	\$0.000	\$7.760	\$0.000	\$0.000	\$0.000	\$0.000	\$0.000	\$7.760	\$38.010
3.	Peabody Development	10,IL,059	Gallatin, IL	RB	38,346.70	\$25.090	\$0.000	\$0.000	\$0.000	\$7.420	\$0.000	\$0.000	\$0.000	\$0.000	\$0.000	\$7.420	\$32.510
4.	Oxbow Carbon and Minerals	N/A	N/A	RB	14,739.21	\$10.400	\$0.000	\$0.000	\$0.000	\$0.000	\$0.000	\$0.000	\$0.000	\$0.000	\$0.000	\$0.000	\$10.400

(1) As Electro-Coal Transfer Facility is a central storage site for coal prior to its delivery to the power plant, the coal from suppliers noted on this schedule is usually delivered to Big Bend Station but could ultimately be delivered to Gannon Station or Polk Station.

(2) Tampa Electric purchases coal F.O.B. shipping point or F.O.B. destination.

**** SPECIFIED CONFIDENTIAL ****

FPSC Form 423-2

MONTHLY REPORT OF COST AND QUALITY OF COAL FOR ELECTRIC PLANTS
ORIGIN, TONNAGE, DELIVERED PRICE AND AS RECEIVED QUALITY

1. Reporting Month: April Year: 2000

2. Reporting Company: Tampa Electric Company

3. Plant Name: Electro-Coal Transfer Facility - Gannon Station (1)

4. Name, Title & Telephone Number of Contact Person Concerning Data
Submitted on this Form: Jeffrey Chronister, Director Financial Reporting
(813) 228 - 1609

5. Signature of Official Submitting Form: 
Jeffrey Chronister, Director Financial Reporting

6. Date Completed: June 15, 2000

Line No. (a)	Supplier Name (b)	Mine Location (c)	Purchase Type (d)	Transport Mode (e)	Tons (f)	Effective Purchase Price (\$/Ton) (g)	Total Transport Charges (\$/Ton) (h)	Delivered Price Transfer Facility (\$/Ton) (i)	As Received Coal Quality			
									Sulfur Content % (j)	BTU Content (BTU/lb) (k)	Ash Content % (l)	Moisture Content % (m)
1.	Sugar Camp	10,IL,059	LTC	RB	15,463.40	\$27.365	\$7.760	\$35.125	2.47	12,654	8.47	7.29
2.	Sugar Camp	10,IL,059	LTC	RB	45,050.00	\$27.703	\$7.420	\$35.123	2.47	12,654	8.47	7.29
3.	Jader Fuel Co	10,IL,165	LTC	RB	58,072.20	\$25.650	\$7.420	\$33.070	3.16	12,795	9.91	5.74
4.	American Coal	10,IL,165	LTC	RB	107,840.00	\$27.728	\$5.650	\$33.378	1.17	12,108	6.46	11.62
5.	Sugar Camp	10,IL,059	S	RB	59,918.90	\$23.862	\$7.420	\$31.282	3.02	12,498	10.32	6.55
6.	Duke Energy Merchants, LLC	19,WY,009	S	RB	30,500.73	\$5.163	\$18.810	\$23.973	0.02	8,872	4.96	26.10
7.	Kennecott Energy Company	19,WY,009	S	RB	45,475.88	\$4.630	\$18.810	\$23.440	0.18	8,861	4.90	26.60

(1) As Electro-Coal Transfer Facility is a central storage site for coal prior to its delivery to the power plant, the coal from suppliers noted on this schedule is usually delivered to Gannon Station but could ultimately be delivered to Big Bend Station or Polk Station.

** SPECIFIED CONFIDENTIAL **

FPSC Form 423-2(a)

MONTHLY REPORT OF COST AND QUALITY OF COAL FOR ELECTRIC PLANTS
DETAILED PURCHASED COAL INVOICE INFORMATION


1. Reporting Month: April Year: 2000

2. Reporting Company: Tampa Electric Company

3. Plant Name: Electro-Coal Transfer Facility - Gannon Station (1)

4. Name, Title & Telephone Number of Contact Person Concerning Data
Submitted on this Form: Jeffrey Chronister, Director Financial Reporting
(813) 228 - 1609

5. Signature of Official Submitting Form:


Jeffrey Chronister, Director Financial Reporting

6. Date Completed: June 15, 2000

Line No. (a)	Supplier Name (b)	Mine Location (c)	Purchase Type (d)	Tons (e)	F.O.B.(2) Mine Price (\$/Ton) (f)	Shorthaul & Loading Charges (\$/Ton) (g)	Original Invoice Price (\$/Ton) (h)	Retro- active Price Adjustments (\$/Ton) (i)	Base Price (\$/Ton) (j)	Quality Adjust- ments (\$/Ton) (k)	Effective Purchase Price (\$/Ton) (l)
1.	Sugar Camp	10,IL,059	LTC	15,463.40	N/A	\$0.000	\$25.520	(\$0.153)	\$25.367	\$1.998	\$27.365
2.	Sugar Camp	10,IL,059	LTC	45,050.00	N/A	\$0.000	\$25.860	(\$0.155)	\$25.705	\$1.998	\$27.703
3.	Jader Fuel Co	10,IL,165	LTC	58,072.20	N/A	\$0.000	\$25.800	(\$0.150)	\$25.650	\$0.000	\$25.650
4.	American Coal	10,IL,165	LTC	107,840.00	N/A	\$0.000	\$27.728	\$0.000	\$27.728	\$0.000	\$27.728
5.	Sugar Camp	10,IL,059	S	59,918.90	N/A	\$0.000	\$23.630	(\$0.142)	\$23.488	\$0.374	\$23.862
6.	Duke Energy Merchants, LLC	19,WY,009	S	30,500.73	N/A	\$0.000	\$5.040	\$0.000	\$5.040	\$0.123	\$5.163
7.	Kennecott Energy Company	19,WY,009	S	45,475.88	N/A	\$0.000	\$4.630	\$0.000	\$4.630	\$0.000	\$4.630

(1) As Electro-Coal Transfer Facility is a central storage site for coal prior to its delivery to the power plant, the coal from suppliers noted on this schedule is usually delivered to Gannon Station but could ultimately be delivered to Big Bend Station or Polk Station.

(2) Tampa Electric purchases coal F.O.B. shipping point or F.O.B. destination.

** SPECIFIED CONFIDENTIAL **

FPSC Form 423-2(b)

MONTHLY REPORT OF COST AND QUALITY OF COAL FOR ELECTRIC PLANTS
DETAIL OF TRANSPORTATION CHARGES


1. Reporting Month: April Year: 2000

2. Reporting Company: Tampa Electric Company

3. Plant Name: Electro-Coal Transfer Facility - Gannon Station (1)

4. Name, Title & Telephone Number of Contact Person Concerning Data
Submitted on this Form: Jeffrey Chronister, Director Financial Reporting
(813) 228 - 1609

5. Signature of Official Submitting Form:



Jeffrey Chronister, Director Financial Reporting

6. Date Completed: June 15, 2000

Line No. (a)	Supplier Name (b)	Mine Location (c)	Shipping Point (d)	Transport Mode (e)	Tons (f)	(2) Effective Purchase Price (\$/Ton) (g)	Add'l Shorthaul & Loading Charges (\$/Ton) (h)	Rail Charges		Waterborne Charges					Total Transportation Charges (\$/Ton) (p)	Delivered Price Transfer Facility (\$/Ton) (q)
								Rail Rate (\$/Ton) (i)	Other Rail Charges (\$/Ton) (j)	River Barge Rate (\$/Ton) (k)	Trans-loading Rate (\$/Ton) (l)	Ocean Barge Rate (\$/Ton) (m)	Other Water Charges (\$/Ton) (n)	Other Related Charges (\$/Ton) (o)		
1.	Sugar Camp	10,IL,059	Gallatin Cnty, IL	RB	15,463.40	\$27.365	\$0.000	\$0.000	\$0.000	\$7.760	\$0.000	\$0.000	\$0.000	\$0.000	\$7.760	\$35.125
2.	Sugar Camp	10,IL,059	Gallatin Cnty, IL	RB	45,050.00	\$27.703	\$0.000	\$0.000	\$0.000	\$7.420	\$0.000	\$0.000	\$0.000	\$0.000	\$7.420	\$35.123
3.	Jader Fuel Co	10,IL,165	Saline Cnty, IL	RB	58,072.20	\$25.650	\$0.000	\$0.000	\$0.000	\$7.420	\$0.000	\$0.000	\$0.000	\$0.000	\$7.420	\$33.070
4.	American Coal	10,IL,165	Saline Cnty, IL	RB	107,840.00	\$27.728	\$0.000	\$0.000	\$0.000	\$5.650	\$0.000	\$0.000	\$0.000	\$0.000	\$5.650	\$33.378
5.	Sugar Camp	10,IL,059	Gallatin Cnty, IL	RB	59,918.90	\$23.862	\$0.000	\$0.000	\$0.000	\$7.420	\$0.000	\$0.000	\$0.000	\$0.000	\$7.420	\$31.282
6.	Duke Energy Merchants, LLC	19,WY,009	Converse Cnty, WY	RB	30,500.73	\$5.163	\$0.000	\$13.160	\$0.000	\$5.650	\$0.000	\$0.000	\$0.000	\$0.000	\$18.810	\$23.973
7.	Kennecott Energy Company	19,WY,009	Converse Cnty, WY	RB	45,475.88	\$4.630	\$0.000	\$13.160	\$0.000	\$5.650	\$0.000	\$0.000	\$0.000	\$0.000	\$18.810	\$23.440

(1) As Electro-Coal Transfer Facility is a central storage site for coal prior to its delivery to the power plant, the coal from suppliers noted on this schedule is usually delivered to Gannon Station but could ultimately be delivered to Big Bend Station or Polk Station.

(2) Tampa Electric purchases coal F.O.B. shipping point or F.O.B. destination.


** SPECIFIED CONFIDENTIAL **

MONTHLY REPORT OF COST AND QUALITY OF COAL FOR ELECTRIC PLANTS
ORIGIN, TONNAGE, DELIVERED PRICE AND AS RECEIVED QUALITY

FPSC Form 423-2

1. Reporting Month: April Year: 2000
2. Reporting Company: Tampa Electric Company
3. Plant Name: Electro-Coal Transfer Facility - Polk Station (1)

4. Name, Title & Telephone Number of Contact Person Concerning Data
Submitted on this Form: Jeffrey Chronister, Director Financial Reporting
(813) - 228 - 1609

5. Signature of Official Submitting Form: 
Jeffrey Chronister, Director Financial Reporting

6. Date Completed: June 15, 2000

Line No. (a)	Supplier Name (b)	Mine Location (c)	Purchase Type (d)	Transport Mode (e)	Tons (f)	Effective Purchase Price (\$/Ton) (g)	Total Transport Charges (\$/Ton) (h)	Delivered Price Transfer Facility (\$/Ton) (i)	As Received Coal Quality			
									Sulfur Content % (j)	BTU Content (BTU/lb) (k)	Ash Content % (l)	Moisture Content % (m)
1.	Centennial Resources	9,KY,225	S	RB	67,793.00	\$21.250	\$7.760	\$29.010	2.87	11,617	9.36	10.82
2.	RAG Cumberland Resources	2,PA,059	S	RB	20,905.27	\$21.250	\$10.000	\$31.250	2.56	13,167	7.83	5.84

(1) As Electro-Coal Transfer Facility is a central storage site for coal prior to its delivery to the power plant, the coal from suppliers noted on this schedule is usually delivered to Polk Station but could ultimately be delivered to Big Bend Station or Gannon Station.

**** SPECIFIED CONFIDENTIAL ****

**MONTHLY REPORT OF COST AND QUALITY OF COAL FOR ELECTRIC PLANTS
DETAILED PURCHASED COAL INVOICE INFORMATION**

FPSC Form 423-2(a)

1. Reporting Month: April Year: 2000

2. Reporting Company: Tampa Electric Company

3. Plant Name: Electro-Coal Transfer Facility - Polk Station (1)

4. Name, Title & Telephone Number of Contact Person Concerning Data
Submitted on this Form: Jeffrey Chronister, Director Financial Reporting
(813) - 228 - 1609

5. Signature of Official Submitting Form: 
Jeffrey Chronister, Director Financial Reporting

6. Date Completed: June 15, 2000

Line No. (a)	Supplier Name (b)	Mine Location (c)	Purchase Type (d)	Tons (e)	F.O.B.(2) Mine Price (\$/Ton) (f)	Shorthaul & Loading Charges (\$/Ton) (g)	Original Invoice Price (\$/Ton) (h)	Retro-active Price Adjustments (\$/Ton) (i)	Base Price (\$/Ton) (j)	Quality Adjustments (\$/Ton) (k)	Effective Purchase Price (\$/Ton) (l)
1.	Centennial Resources	9,KY,225	S	67,793.00	N/A	\$0.000	\$21.250	\$0.000	\$21.250	\$0.000	\$21.250
2.	RAG Cumberland Resources	2,PA,059	S	20,905.27	N/A	\$0.000	\$21.250	\$0.000	\$21.250	\$0.000	\$21.250

(1) As Electro-Coal Transfer Facility is a central storage site for coal prior to its delivery to the power plant, the coal from suppliers noted on this schedule is usually delivered to Polk Station but could ultimately be delivered to Big Bend Station or Gannon Station.

(2) Tampa Electric purchases coal F.O.B. shipping point or F.O.B. destination.

** SPECIFIED CONFIDENTIAL **

MONTHLY REPORT OF COST AND QUALITY OF COAL FOR ELECTRIC PLANTS
DETAIL OF TRANSPORTATION CHARGES

FPSC Form 423-2(b)

1. Reporting Month: April Year: 2000

2. Reporting Company: Tampa Electric Company

3. Plant Name: Electro-Coal Transfer Facility - Polk Station (1)

4. Name, Title & Telephone Number of Contact Person Concerning Data
Submitted on this Form: Jeffrey Chronister, Director Financial Reporting
(813) - 228 - 1609

5. Signature of Official Submitting Form:


Jeffrey Chronister, Director Financial Reporting

6. Date Completed: June 15, 2000

Line No. (a)	Supplier Name (b)	Mine Location (c)	Shipping Point (d)	Transport Mode (e)	Tons (f)	(2) Effective Purchase Price (\$/Ton) (g)	Add'l Shorthaul & Loading Charges (\$/Ton) (h)	Rail Charges		Waterborne Charges					Total Transportation Charges (\$/Ton) (p)	Delivered Price Transfer Facility (\$/Ton) (q)
								Rail Rate (\$/Ton) (i)	Other Rail Charges (\$/Ton) (j)	River Barge Rate (\$/Ton) (k)	Trans-loading Rate (\$/Ton) (l)	Ocean Barge Rate (\$/Ton) (m)	Other Water Charges (\$/Ton) (n)	Other Related Charges (\$/Ton) (o)		
1.	Centennial Resources	9,KY,225	Union County, KY	RB	67,793.00	\$21.250	\$0.000	\$0.000	\$0.000	\$7.760	\$0.000	\$0.000	\$0.000	\$0.000	\$7.760	\$29.010
2.	RAG Cumberland Resources	2,PA,059	Greene Cnty, PA	RB	20,905.27	\$21.250	\$0.000	\$0.000	\$0.000	\$10.000	\$0.000	\$0.000	\$0.000	\$0.000	\$10.000	\$31.250

(1) As Electro-Coal Transfer Facility is a central storage site for coal prior to its delivery to the power plant, the coal from suppliers noted on this schedule is usually delivered to Polk Station but could ultimately be delivered to Big Bend Station or Gannon Station.

(2) Tampa Electric purchases coal F.O.B. shipping point or F.O.B. destination.

** SPECIFIED CONFIDENTIAL **

FPSC Form 423-2

MONTHLY REPORT OF COST AND QUALITY OF COAL FOR ELECTRIC PLANTS
ORIGIN, TONNAGE, DELIVERED PRICE AND AS RECEIVED QUALITY

1. Reporting Month: April Year: 2000
2. Reporting Company: Tampa Electric Company
3. Plant Name: Big Bend Station

4. Name, Title & Telephone Number of Contact Person Concerning Data
Submitted on this Form: Jeffrey Chronister, Director Financial Reporting
(813) 228 - 1609

5. Signature of Official Submitting Form:


Jeffrey Chronister, Director Financial Reporting

6. Date Completed: June 15, 2000

Line No (a)	Supplier Name (b)	Mine Location (c)	Purchase Type (d)	Transport Mode (e)	Tons (f)	Effective Purchase Price (\$/Ton) (g)	Total Transport Charges (\$/Ton) (h)	FOB Plant Price (\$/Ton) (i)	As Received Coal Quality			
									Sulfur Content % (j)	BTU Content (BTU/lb) (k)	Ash Content % (l)	Moisture Content % (m)
1.	Transfer Facility	N/A	N/A	OB	305,948.00	\$37.873	\$10.000	\$47.873	2.80	11,583	8.54	10.05
2.	Koch Carbon Inc.	N/A	S	OB	7,663.00	\$12.992	\$9.980	\$22.972	5.94	14,161	0.39	6.10

** SPECIFIED CONFIDENTIAL **

FPSC Form 423-2(a)

MONTHLY REPORT OF COST AND QUALITY OF COAL FOR ELECTRIC PLANTS
DETAILED PURCHASED COAL INVOICE INFORMATION

1. Reporting Month: April Year: 2000

2. Reporting Company: Tampa Electric Company

3. Plant Name: Big Bend Station

4. Name, Title & Telephone Number of Contact Person Concerning Data
Submitted on this Form: Jeffrey Chronister, Director Financial Reporting
(813) 228 - 1609

5. Signature of Official Submitting Form:


Jeffrey Chronister, Director Financial Reporting

6. Date Completed: June 15, 2000

Line	Supplier Name (b)	Mine Location (c)	Purchase Type (d)	Tons (e)	F.O.B. Mine Price (\$/Ton) (f)	Shorthaul & Loading Charges (\$/Ton) (g)	Original Invoice Price (\$/Ton) (h)	Retro- active Price Adjustments (\$/Ton) (i)	Base Price (\$/Ton) (j)	Quality Adjust- ments (\$/Ton) (k)	Effective Purchase Price (\$/Ton) (l)
1.	Transfer Facility	N/A	N/A	305,948.00	N/A	\$0.000	\$37.873	\$0.000	\$37.873	\$0.000	\$37.873
2.	Koch Carbon Inc.	N/A	S	7,663.00	N/A	\$0.000	\$12.738	\$0.254	\$12.992	\$0.000	\$12.992


**** SPECIFIED CONFIDENTIAL ****

FPSC Form 423-2(b)

**MONTHLY REPORT OF COST AND QUALITY OF COAL FOR ELECTRIC PLANTS
DETAIL OF TRANSPORTATION CHARGES**

1. Reporting Month: April Year: 2000
 2. Reporting Company: Tampa Electric Company
 3. Plant Name: Big Bend Station

4. Name, Title & Telephone Number of Contact Person Concerning Data
 Submitted on this Form: Jeffrey Chronister, Director Financial Reporting
 (813) 228 - 1609

5. Signature of Official Submitting Form: 
 Jeffrey Chronister, Director Financial Reporting

6. Date Completed: June 15, 2000

Supplier Name (b)	Mine Location (c)	Shipping Point (d)	Transport Mode (e)	Tons (f)	Effective Purchase Price (\$/Ton) (g)	Add'l Shorthaul & Loading Charges (\$/Ton) (h)	Rail Charges		Waterborne Charges					Total Transportation Charges (\$/Ton) (p)	FOB Plant Price (\$/Ton) (q)	
							Rail Rate (\$/Ton) (i)	Other Rail Charges (\$/Ton) (j)	River Barge Rate (\$/Ton) (k)	Trans-loading Rate (\$/Ton) (l)	Ocean Barge Rate (\$/Ton) (m)	Other Water Charges (\$/Ton) (n)	Other Related Charges (\$/Ton) (o)			
1. Transfer Facility	N/A	Davant, La	OB	305,948.00	\$37.873	\$0.000	\$0.000	\$0.000	\$0.000	\$0.000	\$0.000	\$0.000	\$0.000	\$0.000	\$10.000	\$47.873
2. Koch Carbon Inc.	N/A	Texas City Terminal	OB	7,663.00	\$12.992	\$0.000	\$0.000	\$0.000	\$0.000	\$0.000	\$0.000	\$0.000	\$0.000	\$0.000	\$9.980	\$22.972

** SPECIFIED CONFIDENTIAL **

FPSC Form 423-2

MONTHLY REPORT OF COST AND QUALITY OF COAL FOR ELECTRIC PLANTS
ORIGIN, TONNAGE, DELIVERED PRICE AND AS RECEIVED QUALITY

1. Reporting Month: April Year: 2000

2. Reporting Company: Tampa Electric Company

3. Plant Name: Gannon Station

4. Name, Title & Telephone Number of Contact Person Concerning Data

Submitted on this Form: Jeffrey Chronister, Director Financial Reporting
(813) 228 - 1609

5. Signature of Official Submitting Form:


Jeffrey Chronister, Director Financial Reporting

6. Date Completed: June 15, 2000

Line No. (a)	Supplier Name (b)	Mine Location (c)	Purchase Type (d)	Transport Mode (e)	Tons (f)	Effective Purchase Price (\$/Ton) (g)	Total Transport Charges (\$/Ton) (h)	FOB Plant Price (\$/Ton) (i)	As Received Coal Quality			
									Sulfur Content % (j)	BTU Content (BTU/lb) (k)	Ash Content % (l)	Moisture Content % (m)
1.	Transfer Facility	N/A	N/A	OB	192,628.00	\$29.309	\$9.988	\$39.297	0.97	11,383	6.47	14.22
2.	Premier Elkhorn	9,KY,195,133	S	UR	36,496.00	\$22.000	\$16.000	\$38.000	1.14	12,850	8.07	6.56

**** SPECIFIED CONFIDENTIAL ****

FPSC Form 423-2(a)

**MONTHLY REPORT OF COST AND QUALITY OF COAL FOR ELECTRIC PLANTS
DETAILED PURCHASED COAL INVOICE INFORMATION**

1. Reporting Month: April Year: 2000

2. Reporting Company: Tampa Electric Company

3. Plant Name: Gannon Station

4. Name, Title & Telephone Number of Contact Person Concerning Data
Submitted on this Form: Jeffrey Chronister, Director Financial Reporting
(813) 228 - 1609

5. Signature of Official Submitting Form:


Jeffrey Chronister, Director Financial Reporting

6. Date Completed: June 15, 2000

Line No. (a)	Supplier Name (b)	Mine Location (c)	Purchase Type (d)	Tons (e)	F.O.B. Mine Price (\$/Ton) (f)	Shorthaul & Loading Charges (\$/Ton) (g)	Original Invoice Price (\$/Ton) (h)	Retro-active Price Adjustments (\$/Ton) (i)	Base Price (\$/Ton) (j)	Quality Adjustments (\$/Ton) (k)	Effective Purchase Price (\$/Ton) (l)
1.	Transfer Facility	N/A	N/A	192,628.00	N/A	\$0.000	\$29.309	\$0.000	\$29.309	\$0.000	\$29.309
2.	Premier Elkhorn	9,KY,195,133	S	36,496.00	N/A	\$0.000	\$22.000	\$0.000	\$22.000	\$0.000	\$22.000

**** SPECIFIED CONFIDENTIAL ****

FPSC Form 423-2(b)

**MONTHLY REPORT OF COST AND QUALITY OF COAL FOR ELECTRIC PLANTS
DETAIL OF TRANSPORTATION CHARGES**


1. Reporting Month: April Year: 2000

2. Reporting Company: Tampa Electric Company

3. Plant Name: Gannon Station

4. Name, Title & Telephone Number of Contact Person Concerning Data
Submitted on this Form: Jeffrey Chronister, Director Financial Reporting
(813) 228 - 1609

5. Signature of Official Submitting Form:



Jeffrey Chronister, Director Financial Reporting

6. Date Completed: June 15, 2000

Line No. (a)	Supplier Name (b)	Mine Location (c)	Shipping Point (d)	Transport Mode (e)	Tons (f)	Effective Purchase Price (\$/Ton) (g)	Add'l Shorthaul & Loading Charges (\$/Ton) (h)	Rail Charges			Waterborne Charges				Total Transportation Charges (\$/Ton) (p)	FOB Plant Price (\$/Ton) (q)
								Rail Rate (\$/Ton) (i)	Other Rail Charges (\$/Ton) (j)	River Barge Rate (\$/Ton) (k)	Trans-loading Rate (\$/Ton) (l)	Ocean Barge Rate (\$/Ton) (m)	Other Water Charges (\$/Ton) (n)	Other Related Charges (\$/Ton) (o)		
1.	Transfer Facility	N/A	Davant, La.	OB	192,628.00	\$29.309	\$0.000	\$0.000	\$0.000	\$0.000	\$0.000	\$0.000	\$0.000	\$0.000	\$9.988	\$39.297
2.	Premier Elkhorn	9,KY,195,133	Pike & Letcher Cnty, KY	UR	36,496.00	\$22.000	\$0.000	\$16.000	\$0.000	\$0.000	\$0.000	\$0.000	\$0.000	\$0.000	\$16.000	\$38.000

** SPECIFIED CONFIDENTIAL **

FPSC Form 423-2

MONTHLY REPORT OF COST AND QUALITY OF COAL FOR ELECTRIC PLANTS
ORIGIN, TONNAGE, DELIVERED PRICE AND AS RECEIVED QUALITY

1. Reporting Month: April Year: 2000

2. Reporting Company: Tampa Electric Company

3. Plant Name: Polk Station

4. Name, Title & Telephone Number of Contact Person Concerning Data
Submitted on this Form: Jeffrey Chronister, Director Financial Reporting
(813) 228 - 1609

5. Signature of Official Submitting Form:


Jeffrey Chronister, Director Financial Reporting

6. Date Completed: June 15, 2000

Line No. (a)	Supplier Name (b)	Mine Location (c)	Purchase Type (d)	Transport Mode (e)	Tons (f)	Effective Purchase Price (\$/Ton) (g)	Total Transport Charges (\$/Ton) (h)	FOB Plant Price (\$/Ton) (i)	As Received Coal Quality			
									Sulfur Content % (j)	BTU Content (BTU/lb) (k)	Ash Content % (l)	Moisture Content % (m)
1.	Transfer facility	N/A	N/A	OB	22,436.00	\$19.027	\$13.175	\$32.202	2.94	13,628	3.66	6.81

** SPECIFIED CONFIDENTIAL **

FPSC Form 423-2(a)

MONTHLY REPORT OF COST AND QUALITY OF COAL FOR ELECTRIC PLANTS
DETAILED PURCHASED COAL INVOICE INFORMATION


1. Reporting Month: April Year: 2000

2. Reporting Company: Tampa Electric Company

3. Plant Name: Polk Station

4. Name, Title & Telephone Number of Contact Person Concerning Data
Submitted on this Form: Jeffrey Chronister, Director Financial Reporting
(813) 228 - 1609

5. Signature of Official Submitting Form:


Jeffrey Chronister, Director Financial Reporting

6. Date Completed: June 15, 2000

Line No. (a)	Supplier Name (b)	Mine Location (c)	Purchase Type (d)	Tons (e)	F.O.B. Mine Price (\$/Ton) (f)	Shorthaul & Loading Charges (\$/Ton) (g)	Original Invoice Price (\$/Ton) (h)	Price Adjustments (\$/Ton) (i)	Retro-active Base Price (\$/Ton) (j)	Quality Adjustments (\$/Ton) (k)	Effective Purchase Price (\$/Ton) (l)
1.	Transfer facility	N/A	N/A	22,436.00	N/A	\$0.000	\$19.027	\$0.000	\$19.027	\$0.000	\$19.027

**** SPECIFIED CONFIDENTIAL ****

FPSC Form 423-2(b)

**MONTHLY REPORT OF COST AND QUALITY OF COAL FOR ELECTRIC PLANTS
DETAIL OF TRANSPORTATION CHARGES**


1. Reporting Month: April Year: 2000

2. Reporting Company: Tampa Electric Company

3. Plant Name: Polk Station

4. Name, Title & Telephone Number of Contact Person Concerning Data
Submitted on this Form: Jeffrey Chronister, Director Financial Reporting
(813) 228 - 1609

5. Signature of Official Submitting Form:



Jeffrey Chronister, Director Financial Reporting

6. Date Completed: June 15, 2000

Line No. (a)	Supplier Name (b)	Mine Location (c)	Shipping Point (d)	Transport Mode (e)	Tons (f)	Effective Purchase Price (\$/Ton) (g)	Add'l Shorthaul & Loading Charges (\$/Ton) (h)	Rail Charges		Waterborne Charges					Total Transportation Charges (\$/Ton) (p)	FOB Plant Price (\$/Ton) (q)	
								Rail Rate (\$/Ton) (i)	Other Rail Charges (\$/Ton) (l)	River Barge Rate (\$/Ton) (k)	Trans-loading Rate (\$/Ton) (l)	Ocean Barge Rate (\$/Ton) (m)	Other Water Charges (\$/Ton) (n)	Other Related Charges (\$/Ton) (o)			
1.	Transfer facility	N/A	Davant, La.	OB	22,436.00	\$19.027	\$0.000	\$0.000	\$0.000	\$0.000	\$0.000	\$0.000	\$0.000	\$0.000	\$0.000	\$13.175	\$32.202

MONTHLY REPORT OF COST AND QUALITY OF COAL FOR ELECTRIC PLANTS
REPORT OF ADJUSTMENTS TO PREVIOUS COAL DELIVERED

1. Reporting Month: April Year: 2000

2. Reporting Company: Tampa Electric Company

3. Name, Title & Telephone Number of Contact Person Concerning Data
Submitted on this Form: Jeffrey Chronister, Director Financial Reporting
(813) 228 - 1609

4. Signature of Official Submitting Form: 
Jeffrey Chronister, Director Financial Reporting

6. Date Completed: June 15, 2000

Line No. (a)	Month Reported (b)	Form Plant Name (c)	Intended Generating Plant (d)	Supplier (e)	Original Line Number (f)	Old Volume Tons (g)	Form No. (h)	Column Designator & Title (i)	Old Value (j)	New Value (k)	Delivered Price Transfer Facility (\$/Ton) (l)	Reason for Revision (m)
1.	January 2000	Transfer Facility	Gannon	American Coal	4.	83,782.00	423-2	Col. (k), BTU Content	12,028	12,042	\$32.570 ✓	Adj. Quality Spec.
2.	January 2000	Transfer Facility	Gannon	American Coal	4.	83,782.00	423-2	Col. (l), Ash Content	6.44	6.41	\$32.570 ✓	Adj. Quality Spec.
3.	January 2000	Transfer Facility	Gannon	American Coal	4.	83,782.00	423-2	Col. (m), Moisture Content	11.96	11.90	\$32.570 ✓	Adj. Quality Spec.
4.	January 2000	Transfer Facility	Gannon	American Coal	5.	35,573.00	423-2	Col. (j), Sulfur Content	1.41	1.40	\$32.570 ✓	Adj. Quality Spec.
5.	January 2000	Transfer Facility	Gannon	American Coal	5.	35,573.00	423-2	Col. (k), BTU Content	12,073	12,042	\$32.570 ✓	Adj. Quality Spec.
6.	January 2000	Transfer Facility	Gannon	American Coal	5.	35,573.00	423-2	Col. (l), Ash Content	6.34	6.41	\$32.570 ✓	Adj. Quality Spec.
7.	January 2000	Transfer Facility	Gannon	American Coal	5.	35,573.00	423-2	Col. (m), Moisture Content	11.75	11.90	\$32.570 ✓	Adj. Quality Spec.
8.	January 2000	Transfer Facility	Big Bend	Zeigler	1.	89,399.80	423-2(a)	Col. (k), Quality Adjustment	\$0.000	(\$0.031)	\$45.326 ✓	Quality Adjustment
9.	February 2000	Transfer Facility	Big Bend	Zeigler	1.	48,433.00	423-2(a)	Col. (k), Quality Adjustment	\$0.000	(\$0.034)	\$45.405 ✓	Quality Adjustment
10.	March 2000	Transfer Facility	Big Bend	Zeigler	1.	91,817.10	423-2(a)	Col. (k), Quality Adjustment	\$0.000	(\$0.030)	\$45.474 ✓	Quality Adjustment
11.	February 2000	Big Bend	Big Bend	Aimcor	2.	16,323.36	423-2	Col. (f), Quantity Adjustment	\$16,323.360	\$16,336.000	\$17.604	Quantity Adjustment
12.	January 2000	Transfer Facility	Big Bend	Peabody Development	3.	71,500.00	423-(b)	Col. (p), Total Transportation charges	\$6.910	\$7.210	\$28.990 ✓	Transportation Cost Adj.

?