



Writer's Direct Dial:
(561) 691-7101

R. Wade Litchfield
Senior Attorney
Florida Authorized House Counsel
Florida Power & Light Company
700 Universe Boulevard
Juno Beach, FL 33408-0420
(561) 691-7135 (Facsimile)

RECEIVED-FPSC
00 JUN 26 PM 4:11
RECORDS AND REPORTING

June 26, 2000

VIA HAND DELIVERY

ORIGINAL

Blanca S. Bayó, Director
Division of Records and Reporting
Florida Public Service Commission
Betty Easley Conference Center
Room 110
2540 Shumard Oak Boulevard
Tallahassee, Florida 32399-0850

Re: Docket No. ⁰⁰990001-EI; Monthly Fuel Filings

Dear Ms. Bayó:

Enclosed herewith for filing is the original and five (5) copies of the following monthly fuel reports for FPL:

- (a) FPSC Forms 423-1, 423-1(a) and 423-1(b) for the month of April 2000;
- (b) FPSC Forms 423-2, 423-2(a), and 423-2(b) for Plant Scherer for the month of March 2000; and
- (c) FPSC Forms 423-2, 423-2(a), and 423-2(b) for St. Johns River Power Park for the month of April 2000.

FPL's Request for Confidential Classification of the information removed from Form 423-1(a) is being filed under separate cover.

Should you have any questions regarding this filing, please contact me at (561) 691-7101.

APP _____
 CAF _____
 CMP _____
 COM 3 _____
 CTR _____
 ECR _____
 LEG 1 _____
 OPC _____
 PAJ _____
 RGO _____
 SEC _____
 SER _____
 OTH _____

RECEIVED & FILED
Mey
 FPSC-BUREAU OF RECORDS

DOCUMENT NUMBER-DATE

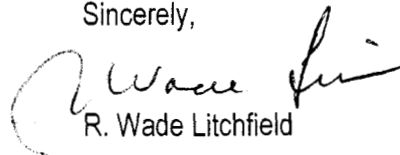
07748 JUN 26 8

FPSC-RECORDS/REPORTING

Blanca S. Bayó, Director
Division of Records and Reporting
Florida Public Service Commission
June 26, 2000
Page 2

Thanking you for your attention to this matter, I remain,

Sincerely,

A handwritten signature in black ink, appearing to read "R. Wade Litchfield". The signature is written in a cursive style with a large initial "R".

R. Wade Litchfield

RWL/jsb
Enclosures

cc: Service List

MONTHLY REPORT OF COST AND QUALITY OF FUEL OIL FOR ELECTRIC PLANTS
ORIGIN, VOLUME, DELIVERED PRICE AND AS RECEIVED QUANTITY

FPSC FORM NO. 423-1

1. REPORTING MONTH: APR YEAR: 2000

2. REPORTING COMPANY: FLORIDA POWER & LIGHT COMPANY

3. NAME, TITLE TELEPHONE NUMBER OF CONTACT PERSON CONCERNING DATA
SUBMITTED ON THIS FORM: RITA MCLELLAN, REGULATORY AFFAIRS, (305) - 552- 40694. SIGNATURE OF OFFICIAL SUBMITTING REPORT: 

5. DATE COMPLETED: 06/14/2000

LINE NO	PLANT	SUPPLIER	SHIPPING POINT	PURCHASE TYPE	DELIVERY LOCATION	DELIVERY DATE	TYPE OIL	SULFUR (%)	BTU CONTENT (BTU / GAL)	VOLUME (BBLs)	PRICE (\$/BBL)
1	MANATEE	COASTAL	HOUSTON	MTC	PORT MANATEE	04/02/2000	F06	1.10	151143	275226	22.9000
2	PT. EVERGLADES	COASTAL	HOUSTON	MTC	PORT EVERGLADES	04/27/2000	F06	0.96	153024	272046	23.7050
3	FT. MYERS	FAMM	IMTT ST ROSE	MTC	BOCA GRANDE	04/08/2000	F06	0.99	153238	103837	22.7030
4	FT. MYERS	FAMM	IMTT ST ROSE	MTC	BOCA GRANDE	04/16/2000	F06	1.00	152452	96863	22.5940
5	FT. MYERS	FAMM	IMTT ST ROSE	MTC	BOCA GRANDE	04/22/2000	F06	0.99	153333	97233	23.8030
6	FT. MYERS	FAMM	IMTT ST ROSE	MTC	BOCA GRANDE	04/28/2000	F06	0.99	152714	98315	24.3780
7	CAPE CANAVERAL	NOVARCO	HOUSTON & IMTT	MTC	PORT CANAVERAL	04/18/2000	F06	0.98	150167	132035	21.8660
8	CAPE CANAVERAL	NOVARCO	STATIA	MTC	PORT CANAVERAL	04/23/2000	F06	0.99	152024	128667	23.8300
9	SANFORD	NOVARCO	HOUSTON & IMTT	MTC	JACKSONVILLE	04/16/2000	F06	0.97	150905	97445	21.9730
10	SANFORD	NOVARCO	STATIA	MTC	JACKSONVILLE	04/25/2000	F06	1.00	151857	164119	23.5800
11	MARTIN	NOVARCO	TBN	S	PALM BEACH	04/06/2000	F06	0.98	152357	140586	23.1000
12	MARTIN	NOVARCO	IMTT, ST ROSE, LA	S	PALM BEACH	04/18/2000	F06	0.99	153071	143180	22.9650
13	MANATEE	NOVARCO	IMTT ST ROSE	S	PORT MANATEE	04/26/2000	F06	0.99	152833	145875	24.1330
14	RIVIERA	NOVARCO	IMTT ST ROSE, LA	S	RIVIERA	04/11/2000	F06	1.00	151714	118464	22.5230
15	TURKEY POINT	NOVARCO	IMTT GREтна	S	FISHER ISLAND	04/20/2000	F06	1.00	153595	118144	23.6360
16	MANATEE	COASTAL	NA-TRUCK DELIVERY	STC		04/05/2000	FO2	N/A	N/A	177	*
17	MANATEE	COASTAL	NA-TRUCK DELIVERY	STC		04/05/2000	FO2	N/A	N/A	177	*
18	MANATEE	COASTAL	NA-TRUCK DELIVERY	STC		04/06/2000	FO2	N/A	N/A	177	*
19	MANATEE	COASTAL	NA-TRUCK DELIVERY	STC		04/06/2000	FO2	N/A	N/A	177	*
20	FT. MYERS	COASTAL	NA-TRUCK DELIVERY			04/19/2000	F03	N/A	N/A	74174	30.8700
21	FT. MYERS	AMERIGAS	NA-TRUCK DELIVERY	STC		04/06/2000	PRO	N/A	N/A	6	49.3200
22	PT. EVERGLADES	AMERIGAS	NA-TRUCK DELIVERY	STC		04/13/2000	PRO	N/A	N/A	14	40.7000
23	PT. EVERGLADES	AMERIGAS	NA-TRUCK DELIVERY	STC		04/26/2000	PRO	N/A	N/A	4	42.8100
24	RIVIERA	AMERIGAS	NA-TRUCK DELIVERY	STC		04/13/2000	PRO	N/A	N/A	5	91.1100
25	TURKEY POINT	AMERIGAS	NA-TRUCK DELIVERY	STC		04/07/2000	PRO	N/A	N/A	6	42.8200
26	MARTIN	INDIANTOWN	NA-TRUCK DELIVERY	STC		04/27/2000	PRO	N/A	N/A	18	38.2200
27	MANATEE	SUBURBAN	NA-TRUCK DELIVERY	STC		04/14/2000	PRO	N/A	N/A	14	41.5300

MONTHLY REPORT OF COST AND QUALITY OF FUEL OIL FOR ELECTRIC PLANTS
ORIGIN, VOLUME, DELIVERED PRICE AND AS RECEIVED QUANTITY

1. REPORTING MONTH: APR YEAR: 2000

2. REPORTING COMPANY: FLORIDA POWER & LIGHT COMPANY

3. NAME, TITLE TELEPHONE NUMBER OF CONTACT PERSON CONCERNING DATA
SUBMITTED ON THIS FORM: RITA MCLELLAN, REGULATORY AFFAIRS, (305) - 552- 40694. SIGNATURE OF OFFICIAL SUBMITTING REPORT: 

5. DATE COMPLETED: 06/14/2000

LINE NO	PLANT	SUPPLIER	SHIPPING POINT	PURCHASE TYPE	DELIVERY LOCATION	DELIVERY DATE	TYPE OIL	SULFUR (%)	BTU CONTENT (BTU / GAL)	VOLUME (BBL)	PRICE (\$/BBL)
28	MANATEE	SUBURBAN	NA-TRUCK DELIVERY	STC		04/21/2000	PRO	N/A	N/A	5	41.7300
29	MANATEE	SUBURBAN	NA-TRUCK DELIVERY	STC		04/28/2000	PRO	N/A	N/A	7	44.8000
30	SANFORD	SUBURBAN	NA-TRUCK DELIVERY	STC		04/10/2000	PRO	N/A	N/A	10	44.8000
31	CAPE CANAVERAL	SUBURBAN	NA-TRUCK DELIVERY	STC		04/04/2000	PRO	N/A	N/A	7	44.8000

EDITED COPY

MONTHLY REPORT OF COST AND QUALITY OF FUEL OIL FOR ELECTRIC PLANTS
DETAIL OF INVOICE AND TRANSPORTATION CHARGES

FPSC FORM NO. 423-1 (a)

3. NAME, TITLE TELEPHONE NUMBER OF CONTACT PERSON CONCERNING DATA
SUBMITTED ON THIS FORM: RITA MCLELLAN, REGULATORY AFFAIRS, (305) 552 - 4069
4. SIGNATURE OF OFFICIAL SUBMITTING REPORT: *Paul A. Korns*
5. DATE COMPLETED: 06/14/2000

1. REPORTING MONTH: APR YEAR: 2000
2. REPORTING COMPANY: FLORIDA POWER LIGHT COMPANY

(A)	(B)	(C)	(D)	(E)	(F)	(G)	(H)	(I)	(J)	(K)	(L)	(M)	(N)	(O)	(P)	(Q)	(R)
LINE NO.	PLANT	SUPPLIER	DELIVERY LOCATION	DELIVERY DATE	TYPE OIL	VOLUME (BBLs)	INVOICE PRICE (\$/BBL)	INVOICE AMOUNT (\$)	DISCOUNT (\$)	NET AMOUNT (\$)	NET PRICE (\$/BBL)	QUALITY ADJUST. (\$/BBL)	EFFECTIVE PUR PRICE (\$/BBL)	TRANSP TO TERM (\$/BBL)	ADDITIONAL TRANS CHGS (\$/BBL)	OTHER CHGS (\$/BBL)	DELIVERED PRICE (\$/BBL)
1	MANATEE	COASTAL	PORT MANATEE	04/02/200	F06	275226											23.1357
2	PT. EVERGLADES	COASTAL	PORT EVERGLADES	04/27/200	F06	272046											23.9492
3	FT. MYERS	FAMM	BOCA GRANDE	04/08/200	F06	103837											23.1038
4	FT. MYERS	FAMM	BOCA GRANDE	04/16/200	F06	96863											22.9948
5	FT. MYERS	FAMM	BOCA GRANDE	04/22/200	F06	97233											24.2038
6	FT. MYERS	FAMM	BOCA GRANDE	04/28/200	F06	98315											24.7788
7	CAPE CANAVERAL	NOVARCO	PORT CANAVERAL	04/18/200	F06	132035											22.4245
8	CAPE CANAVERAL	NOVARCO	PORT CANAVERAL	04/23/200	F06	128667											24.3885
9	SANFORD	NOVARCO	JACKSONVILLE	04/16/200	F06	97445											23.2401
10	SANFORD	NOVARCO	JACKSONVILLE	04/25/200	F06	164119											24.8471
11	MARTIN	NOVARCO	PALM BEACH	04/06/200	F06	140586											23.5379
12	MARTIN	NOVARCO	PALM BEACH	04/18/200	F06	143180											23.4029
13	MANATEE	NOVARCO	PORT MANATEE	04/26/200	F06	145875											24.3687
14	RIVIERA	NOVARCO	RIVIERA	04/11/200	F06	118464											22.7150
15	TURKEY POINT	NOVARCO	FISHER ISLAND	04/20/200	F06	118144											24.4189
16	MANATEE	COASTAL		04/05/200	FO2	177											37.1300
17	MANATEE	COASTAL		04/05/200	FO2	177											37.1300
18	MANATEE	COASTAL		04/06/200	FO2	177											37.1300
19	MANATEE	COASTAL		04/06/200	FO2	177											37.1300
20	FT. MYERS	COASTAL		04/19/200	F03	74174											30.8700
21	FT. MYERS	AMERIGAS		04/06/200	PRO	6	49.3200	296	0	296	49.3200	0.0000	49.3200	0.0000	0.0000	0.0000	49.3200
22	PT. EVERGLADES	AMERIGAS		04/13/200	PRO	14	40.7000	570	0	570	40.7000	0.0000	40.7000	0.0000	0.0000	0.0000	40.7000
23	PT. EVERGLADES	AMERIGAS		04/26/200	PRO	4	42.8100	171	0	171	42.8100	0.0000	42.8100	0.0000	0.0000	0.0000	42.8100
24	RIVIERA	AMERIGAS		04/13/200	PRO	5	91.1100	456	0	456	91.1100	0.0000	91.1100	0.0000	0.0000	0.0000	91.1100
25	TURKEY POINT	AMERIGAS		04/07/200	PRO	6	42.8200	257	0	257	42.8200	0.0000	42.8200	0.0000	0.0000	0.0000	42.8200
26	MARTIN	INDIANTOWN		04/27/200	PRO	18	38.2200	688	0	688	38.2200	0.0000	38.2200	0.0000	0.0000	0.0000	38.2200
27	MANATEE	SUBURBAN		04/14/200	PRO	14	41.5300	581	0	581	41.5300	0.0000	41.5300	0.0000	0.0000	0.0000	41.5300
28	MANATEE	SUBURBAN		04/21/200	PRO	5	41.7300	209	0	209	41.7300	0.0000	41.7300	0.0000	0.0000	0.0000	41.7300
29	MANATEE	SUBURBAN		04/28/200	PRO	7	44.8000	314	0	314	44.8000	0.0000	44.8000	0.0000	0.0000	0.0000	44.8000
30	SANFORD	SUBURBAN		04/10/200	PRO	10	44.8000	448	0	448	44.8000	0.0000	44.8000	0.0000	0.0000	0.0000	44.8000

MONTHLY REPORT OF COST AND QUALITY OF FUEL OIL FOR ELECTRIC PLANTS
 DETAIL OF INVOICE AND TRANSPORTATION CHARGES

FPSC FORM NO. 423-1 (a)

1. REPORTING MONTH: APR YEAR: 2000

2. REPORTING COMPANY: FLORIDA POWER LIGHT COMPANY

3. NAME, TITLE TELEPHONE NUMBER OF CONTACT PERSON CONCERNING DATA
 SUBMITTED ON THIS FORM: RITA MCLELLAN, REGULATORY AFFAIRS, (305) 552 - 4069

4. SIGNATURE OF OFFICIAL SUBMITTING REPORT: *Paul A. Kam*

5. DATE COMPLETED: 06/14/2000

(A)	(B)	(C)	(D)	(E)	(F)	(G)	(H)	(I)	(J)	(K)	(L)	(M)	(N)	(O)	(P)	(Q)	(R)
LINE NO.	PLANT	SUPPLIER	DELIVERY LOCATION	DELIVERY DATE	TYPE OIL	VOLUME (BBL)	INVOICE PRICE (\$/BBL)	INVOICE AMOUNT (\$)	DISCOUNT (\$)	NET AMOUNT (\$)	NET PRICE (\$/BBL)	QUALITY ADJUST. (\$/BBL)	EFFECTIVE PUR PRICE (\$/BBL)	TRANSP TO TERM (\$/BBL)	ADDITIONAL TRANS CHGS (\$/BBL)	OTHER CHGS (\$/BBL)	DELIVERED PRICE (\$/BBL)
31	CAPE CANAVERAL	SUBURBAN		04/04/200	PRO	7	44.8000	314	0	314	44.8000	0.0000	44.8000	0.0000	0.0000	0.0000	44.8000

FPSC FORM NO. 423-1(b)

MONTHLY REPORT OF COST AND QUALITY OF FUEL OIL FOR ELECTRIC PLANTS
 REPORT OF ADJUSTMENTS TO PREVIOUS OIL DELIVERIES

1. REPORTING MONTH: APRIL YEAR: 2000

3. NAME, TITLE, & TELEPHONE NUMBER OF CONTACT PERSON CONCERNING DATA
 SUBMITTED ON THIS FORM: RITA McLELLAN, REGULATORY AFFAIRS,

2. REPORTING COMPANY: FLORIDA POWER & LIGHT COMPANY

4. SIGNATURE OF OFFICIAL SUBMITTING REPORT: 

5. DATE COMPLETED: 06/13/2000

LINE NO.	MONTH REPORTED	FORM PLANT NAME	SUPPLIER	ORIGINAL LINE NUMBER	OLD VOLUME (BBLs)	FORM NO.	COLUMN DESIGNATOR & TITLE	OLD VALUE	NEW VALUE	NEW DELIVERED PRICE (\$/BBL)	REASON FOR REVISION
(A)	(B)	(C)	(D)	(E)	(F)	(G)	(H)	(I)	(J)	(K)	(L)
1	NONE										

**MONTHLY REPORT OF COST AND QUALITY OF COAL FOR ELECTRIC PLANTS
ORIGIN, TONNAGE, DELIVERED PRICE, AND AS RECEIVED QUALITY**

1. Reporting Month: **March** Year: **2000**
2. Reporting Company: **FLORIDA POWER & LIGHT COMPANY**
3. Plant Name: **R.W.SCHERER**
4. Name, Title & Telephone Number of Contact Person Concerning Data Submitted on this Form: Michael J. Frank, Principal Accountant (912) 994-0022, ext. 3904.
5. Signature of Official Submitting Report: *Kenneth L Brockway*
6. Date Completed: 19-May-00

Line No.	Supplier Name	Mine Location	Purchase Type	Transport Mode	Tons	Purchase Price (\$/Ton)	Effective Transport Charges (\$/Ton)	Total FOB Plant Price (\$/Ton)	Sulfur Content (%)	Btu Content (Btu/lb)	Ash Content (%)	Moisture Content (%)
(a)	(b)	(c)	(d)	(e)	(f)	(g)	(h)	(i)	(j)	(k)	(l)	(m)
(1)	AEI COAL SALES	08/KY/159	MTC	UR	13,833.53	48.370	12.43	60.800	0.67	12,817	8.27	5.77
(2)	BLUEGRASS DEV.	08/WV/059	MTC	UR	4,641.42	45.946	12.53	58.476	0.65	12,218	11.79	6.34
(3)	KENNECOTT	19/WY/005	S	UR	101,894.62	4.670	21.43	26.100	0.22	8,854	5.32	26.10
(4)	JACOBS RANCH	19/WY/005	S	UR	109,218.92	4.235	21.43	25.665	0.38	8,719	5.38	27.78
(5)	AEI COAL SALES	08/KY/195	MTC	UR	7,057.88	47.396	12.20	59.596	0.62	12,572	10.70	5.16

**MONTHLY REPORT OF COST AND QUALITY OF COAL FOR ELECTRIC PLANTS
DETAILED PURCHASED COAL INVOICE INFORMATION**

1. Reporting Month: **March** Year: **2000**
 2. Reporting Company: **FLORIDA POWER & LIGHT COMPANY**
 3. Plant Name: **R.W.SCHERER**

4. Name, Title & Telephone Number of Contact Person Concerning Data
 Submitted on this Form: Michael J. Frank, Principal Accountant
 (912) 994-0022, ext. 3904.

5. Signature of Official Submitting Report: *Kenneth L Brockway*

6. Date Completed: 19-May-00

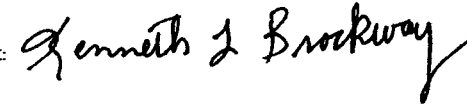
Line No.	Supplier Name	Mine Location	Purch. Type	Tons	FOB Mine Price (\$/Ton)	Shorthaul & Loading Charges (\$/Ton)	Original Invoice Price (\$/Ton)	Retroactive Price Increase (\$/Ton)	Base Price (\$/Ton)	Quality Adjustments (\$/Ton)	Effective Purchase Price (\$/Ton)
(a)	(b)	(c)	(d)	(e)	(f)	(g)	(h)	(i)	(j)	(k)	(l)
(1)	AEI COAL SALES	08/KY/159	MTC	13,833.53	44.694	-	44.694	-	44.694	3.676	48.370
(2)	BLUEGRASS DEV.	08/WV/059	MTC	4,641.42	44.961	-	44.961	-	44.961	0.985	45.946
(3)	KENNECOTT ENERGY	19/WY/005	S	101,894.62	4.644	-	4.644	-	4.644	0.026	4.670
(4)	JACOBS RANCH	19/WY/005	S	109,218.92	4.227	-	4.227	-	4.227	0.008	4.235
(5)	AEI COAL SALES	08/KY/195	MTC	7,057.88	44.812	-	44.812	-	44.812	2.584	47.396

**MONTHLY REPORT OF COST AND QUALITY OF COAL FOR ELECTRIC PLANTS
DETAILED TRANSPORTATION INVOICE INFORMATION**

1. Reporting Month: **March** Year: **2000**
 2. Reporting Company: **FLORIDA POWER & LIGHT COMPANY**
 3. Plant Name: **R.W.SCHERER**

4. Name, Title & Telephone Number of Contact Person Concerning Data
 Submitted on this Form: Michael J. Frank, Principal Accountant
 (912) 994-0022, ext. 3904.

5. Signature of Official Submitting Report:



6. Date Completed: 19-May-00

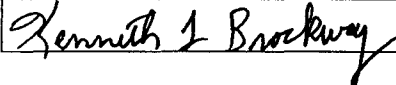
Line No.	Supplier Name	Mine Location	Shipping Point	Transport Mode	Tons	Effective Purchase Price (\$/Ton)	Additional Shorthaul & Loading Charges (\$/Ton)	Rail Charges		Waterborne Charges				Other Related Charges (\$/Ton)	Total Transportation Charges (\$/Ton)	FOB Plant Price (\$/Ton)
								Rail Rate (\$/Ton)	Other Rail Charges (\$/Ton)	River Barge Rate (\$/Ton)	Trans-loading Rate (\$/Ton)	Ocean Barge Rate (\$/Ton)	Other Water Charges (\$/Ton)			
(a)	(b)	(c)	(d)	(e)	(f)	(g)	(h)	(i)	(j)	(k)	(l)	(m)	(n)	(o)	(p)	(q)
(1)	AEI COAL SALES	08/KY/159	PONTIKI, KY.	UR	13,833.53	48.370	-	12.43	-	-	-	-	-	-	12.43	60.800
(2)	BLUEGRASS DEV.	08/WV/059	MARROWBONE, WV.	UR	4,641.42	45.946	-	12.53	-	-	-	-	-	-	12.53	58.476
(3)	KENNECOTT	19/WY/005	CONVERSE JCTN WY	UR	101,894.62	4.670	-	21.43	-	-	-	-	-	-	21.43	26.100
(4)	JACOBS RANCH	19/WY/005	JACOBS JCTN, WY.	UR	109,218.92	4.235	-	21.43	-	-	-	-	-	-	21.43	25.665
(5)	AEI COAL SALES	08/KY/195	THOMAS, KY.	UR	7,057.88	47.396	-	12.20	-	-	-	-	-	-	12.20	59.596

**MONTHLY REPORT OF COST AND QUALITY OF COAL FOR ELECTRIC PLANTS
ORIGIN, TONNAGE, DELIVERED PRICE AND AS RECEIVED QUALITY**

1. Report For Month/Yr: **April 2000**

4. Name, Title & Telephone Number of Contact
Person Concerning Data Submitted on this Form: **Rita McLellan (305) 552-4069**

2. Reporting Company: **Florida Power & Light**

5. Signature of Official Submitting Report: 

3. Plant Name: **St. Johns River Power Park (SJRPP)**

6. Date Completed: **May 2, 2000**

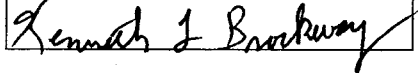
Line No.	Supplier Name	Mine Location	Purchase Type	Transportation Mode	Tons	Effective Purchase Price (\$/Ton)	Total Trans Cost (\$/Ton)	FOB Plant Price (\$/Ton)	As Received Coal Quality			
									Sulfur Content (%)	Btu Content (Btu/lb)	Ash Content (%)	Moisture Content (%)
(a)	(b)	(c)	(d)	(e)	(f)	(g)	(h)	(i)	(j)	(k)	(l)	(m)
1	James River Coal Sales, Inc.	08,KY,095	LTC	UR	17,988	28.60	16.83	45.43	1.30	12,843	8.90	5.40
2	Conoco, Inc.	,LA,	S	OC	6,656	10.43	0.00	10.43	6.05	14,564	0.40	4.40
3	Intercor	45,IM,999	LTC	OC	20,826	35.98	0.00	35.98	0.71	11,846	7.60	11.30
4	Consolidation Coal Company	08,KY,133	S	UR	11,536	23.35	17.70	41.05	1.14	12,945	8.20	5.80
5	Arch Coal Sales	08,KY,195	LTC	UR	2,088	24.64	16.65	41.29	1.39	12,643	10.60	5.90

**MONTHLY REPORT OF COST AND QUALITY OF COAL FOR ELECTRIC PLANTS
DETAIL OF INVOICE PURCHASE PRICE**

1. Report For Month/Yr: **April 2000**

4. Name, Title & Telephone Number of Contact
Person Concerning Data Submitted on this Form: **Rita McLellan (305) 552-4069**

2. Reporting Company: **Florida Power & Light**

5. Signature of Official Submitting Report: 

3. Plant Name: **St. Johns River Power Park (SJRPP)**

6. Date Completed: **May 2, 2000**

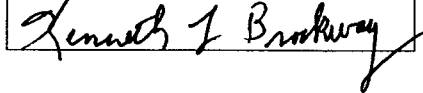
Line No.	Supplier Name	Mine Location	Purchase Type	Tons	FOB Mine Price (\$/Ton)	Short Haul & Loading Charge (\$/Ton)	Original Invoice Price (\$/Ton)	Retro-active Price Increases (\$/Ton)	Base Price (\$/Ton)	Quality Adjustments (\$/Ton)	Effective Purchase Price (\$/Ton)
(a)	(b)	(c)	(d)	(e)	(f)	(g)	(h)	(i)	(j)	(k)	(l)
1	James River Coal Sales,	08,KY,095	LTC	17,988	28.60	0.00	28.60	0.00	28.60	0.00	28.60
2	Conoco, Inc.	,LA,	S	6,656	10.43	0.00	10.43	0.00	10.43	0.00	10.43
3	Intercor	45,IM,999	LTC	20,826	35.98	0.00	35.98	0.00	35.98	0.00	35.98
4	Consolidation Coal Compa	08,KY,133	S	11,536	23.35	0.00	23.35	0.00	23.35	0.00	23.35
5	Arch Coal Sales	08,KY,195	LTC	2,088	24.64	0.00	24.64	0.00	24.64	0.00	24.64

**MONTHLY REPORT OF COST AND QUALITY OF COAL FOR ELECTRIC PLANTS
DETAIL OF TRANSPORTATION CHARGES**

1. Report For Month/Yr: **April 2000**

4. Name, Title & Telephone Number of Contact
Person Concerning Data Submitted on this Form: **Rita McLellan (305) 552-4069**

2. Reporting Company: **Florida Power & Light**

5. Signature of Official Submitting Report: 

3. Plant Name: **St. Johns River Power Park (SJRPP)**

6. Date Completed: **May 2, 2000**

Line No.	Supplier Name	Mine Location	Shipping Point	Transportation Mode	Tons	Effective Purchase Price (\$/Ton)	Short Haul & Loading Charge (\$/Ton)	Rail Charges		Waterborne Charges					Total Transport Charges (\$/Ton)	FOB Plant Price (\$/Ton)
								Rail Rate (\$/Ton)	Other Rail Charges (\$/Ton)	River Barge Rate (\$/Ton)	Trans-loading Rate (\$/Ton)	Ocean Barge Rate (\$/Ton)	Other Water Charges (\$/Ton)	Related Charges (\$/Ton)		
(a)	(b)	(c)	(d)	(e)	(f)	(g)	(h)	(i)	(j)	(k)	(l)	(m)	(n)	(o)	(p)	(q)
1	James River Coal Sales,	08,KY,095	CLOVER	UR	17,988	28.60	0.00	16.83	0.00	0.00	0.00	0.00	0.00	0.00	16.83	45.43
2	Conoco, Inc.	,LA,	CONOCO REFINERYOC		6,656	10.43	0.00	0.00	0.00	0.00	0.00	0.00	0.00	0.00	0.00	10.43
3	Intercor	45,IM,999	EL CERREJON	OC	20,826	35.98	0.00	0.00	0.00	0.00	0.00	0.00	0.00	0.00	0.00	35.98
4	Consolidation Coal Compa	08,KY,133	MILL CREEK	UR	11,536	23.35	0.00	17.70	0.00	0.00	0.00	0.00	0.00	0.00	17.70	41.05
5	Arch Coal Sales	08,KY,195	PRAISE	UR	2,088	24.64	0.00	16.65	0.00	0.00	0.00	0.00	0.00	0.00	16.65	41.29

CERTIFICATE OF SERVICE

I, THE UNDERSIGNED COUNSEL, HEREBY CERTIFY that copies of Florida Power & Light Company's Forms 423-1, 423-1(a) edited, and 423-1(b) for the month of April 2000; 423-2, 423-2(a), and 423-2(b) for the month of March 2000 for Plant Scherer; and 423-2, 423-2(a), and 423-2(b) for the month of April 2000 for St. Johns River Power Park, have been served via first class mail, postage prepaid to the parties listed below, this 26th day of June, 2000:

Bob Elias, Chief
Bureau of Electric & Gas
Division of Legal Services
Florida Public Service Commission
Gerald L. Gunter Building - Third Floor
2540 Shumard Oak Boulevard
Tallahassee, FL 32399-0850

G. Edison Holland, Esquire
Beggs & Lane
P.O. Box 12950
Pensacola, FL 32576

Major Gary A. Enders
United States Air Force
HQ USAF/ULT, STOP 21
Tyndall AFB, FL 32403-6001

Kenneth Hoffman, Esquire
Rutledge, Ecenia, Underwood
Purnell & Hoffman, P.A.
P.O. Box 551
Tallahassee, FL 32301-0551

Occidental Chemical Corporation
Energy Group
P.O. Box 809050
Dallas, TX 75380-9050

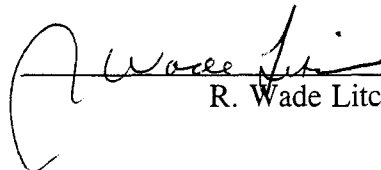
Joseph A. McGlothlin, Esquire
Vicki Gordon Kaufman, Esquire
McWhirter, Reeves, McGlothlin,
Davidson, Etc.
117 S. Gadsden Street
Tallahassee, FL 32301

Jack Shreve, Esquire
Office of Public Counsel
111 W. Madison Street
Room 812
Tallahassee, FL 32399-1400

Lee L. Wills, Esquire
James D. Beasley, Esquire
Ausley, McMullen, McGehee,
Carothers & Proctor
P.O. Box 391
Tallahassee, FL 32302

Lee G. Schmudde, Esquire
Reedy Creek Utilities, Inc.
P.O. Box 40
Lake Buena Vista, FL 32830

James A. McGee, Esquire
P.O. Box 14042
St. Petersburg, FL 33733


R. Wade Litchfield