

ATTACHMENT C

Florida Power Corporation  
Docket No. 000001-EI

030001-EI

Request for Specified Confidential Treatment

---

423 Forms for April, 2000

CONFIDENTIAL COPY

(confidential information denoted with shading)

---

12.5.02  
**DECLASSIFIED**  
CONFIDENTIAL

DOCUMENT NUMBER-DATE

07843 JUN 28 8

FPSC-RECORDS/REPORTING







**MONTHLY REPORT OF COST AND QUALITY OF COAL FOR ELECTRIC PLANTS  
ORIGIN, TONNAGE, DELIVERED PRICE AND AS RECEIVED QUALITY**

1. Report for: Mo. April 2000

2. Reporting Company: Florida Power Corporation

3. Plant Name: Crystal River 1 & 2

4. Name, Title and Telephone Number of Contact  
Person Concerning Data Submitted on this Form

Delmar J. Clark Jr., Senior Financial Analyst - Regulatory  
(727) 824-6616

5. Signature of Official Submitting Report

  
Delmar J. Clark Jr., Senior Financial Analyst - Regulatory

6. Date Completed: June 15, 2000

**SPECIFIED  
CONFIDENTIAL**

Line No.	Supplier Name	Mine Location	Purchase Type	Transportation Mode	Tons	Effective Purchase Price (\$/Ton)	Total Transportation Cost (\$/Ton)	F.O.B. Plant Price (\$/Ton)	As Received Coal Quality			
									Percent Sulfur (%)	Btu Content (Btu/lb)	Percent Ash (%)	Percent Moisture (%)
(a)	(b)	(c)	(d)	(e)	(f)	(g)	(h)	(i)	(j)	(k)	(l)	(m)
1	Consol, Inc.	08 , Ky , 119	S	UR	9,656	\$21.80	\$17.44	\$39.24	1.11	12,659	8.99	6.11
2	A. T. Massey Coal Company	08 , Ky , 195	MTC	UR	70,148	\$24.00	\$17.44	\$41.44	1.00	12,751	7.60	7.29
3	Quaker Coal Company, Inc.	08 , Ky , 195	MTC	UR	38,839	\$22.87	\$17.44	\$40.31	1.08	12,810	9.10	6.69
4	Solid Fuel, LLC	08 , Va , 105	S	UR	4,922	\$21.66	\$17.31	\$38.97	0.87	12,623	7.96	7.38
5	Solid Fuel, LLC	08 , Va , 105	S	UR	14,653	\$20.50	\$17.31	\$37.81	0.82	12,652	8.26	7.58
6	Quaker Coal Company, Inc.	08 , Ky , 195	MTC	UR	2,179	\$25.56	\$17.44	\$43.00	0.75	12,909	8.55	5.98
7	Transfer Facility	N/A	MTC	OB	N/A	\$0.00	N/A	N/A	N/A	N/A	N/A	N/A

**MONTHLY REPORT OF COST AND QUALITY OF COAL FOR ELECTRIC PLANTS  
ORIGIN, TONNAGE, DELIVERED PRICE AND AS RECEIVED QUALITY**

1. Report for: Mo. April 2000


2. Reporting Company: Florida Power Corporation

3. Plant Name: Crystal River 1 & 2

4. Name, Title and Telephone Number of Contact  
Person Concerning Data Submitted on this Form

Delmar J. Clark Jr., Senior Financial Analyst - Regulatory  
(727) 824-6616

5. Signature of Official Submitting Report

  
Delmar J. Clark Jr., Senior Financial Analyst - Regulatory

6. Date Completed: June 15, 2000

**SPECIFIED  
CONFIDENTIAL**

Line No.	Supplier Name	Mine Location	Purchase Type	Tons	F.O.B. Mine Price (\$/Ton)	Short Haul & Loading Charges (\$/Ton)	Original Invoice Price (\$/Ton)	Retro-active Price Increases (\$/Ton)	Base Price (\$/Ton)	Quality Adjustments (\$/Ton)	Effective Purchase Price (\$/Ton)
(a)	(b)	(c)	(d)	(e)	(f)	(g)	(h)	(i)	(j)	(k)	(l)
1	Consol, Inc.	08 , Ky , 119	S	9,656	\$21.80	\$0.00	\$21.80	\$0.00	\$21.80	\$0.00	\$21.80
2	A. T. Massey Coal Company	08 , Ky , 195	MTC	70,148	\$24.00	\$0.00	\$24.00	\$0.00	\$24.00	\$0.00	\$24.00
3	Quaker Coal Company, Inc.	08 , Ky , 195	MTC	38,839	\$22.32	\$0.00	\$22.32	\$0.00	\$22.32	\$0.55	\$22.87
4	Solid Fuel, LLC	08 , Va , 105	S	4,922	\$21.66	\$0.00	\$21.66	\$0.00	\$21.66	\$0.00	\$21.66
5	Solid Fuel, LLC	08 , Va , 105	S	14,653	\$20.50	\$0.00	\$20.50	\$0.00	\$20.50	\$0.00	\$20.50
6	Quaker Coal Company, Inc.	08 , Ky , 195	MTC	2,179	\$24.75	\$0.00	\$24.75	\$0.00	\$24.75	\$0.81	\$25.56
7	Transfer Facility	N/A	MTC	N/A	N/A	\$0.00	\$0.00	N/A	\$0.00	N/A	\$0.00




MONTHLY REPORT OF COST AND QUALITY OF COAL FOR ELECTRIC PLANTS  
ORIGIN, TONNAGE, DELIVERED PRICE AND AS RECEIVED QUALITY

- 1. Report for: Mo. April 2000
- 2. Reporting Company: Florida Power Corporation
- 3. Plant Name: Crystal River 1 & 2

4. Name, Title and Telephone Number of Contact  
Person Concerning Data Submitted on this Form  
Delmar J. Clark Jr., Senior Financial Analyst - Regulatory  
(727) 824-6616

**SPECIFIED  
CONFIDENTIAL**

5. Signature of Official Submitting Report

  
Delmar J. Clark Jr., Senior Financial Analyst - Regulatory

6. Date Completed: June 15, 2000

Line No.	Supplier Name	Mine Location	Shipping Point	Transportation Mode	Tons	Effective Purchase Price (\$/Ton)	Additional Shorthaul & Loading Charges (\$/Ton)	Rail Rate (\$/Ton)	Other Rail Charges (\$/Ton)	River Barge Rate (\$/Ton)	Trans-loading Rate (\$/Ton)	Ocean Barge Rate (\$/Ton)	Other Water Charges (\$/Ton)	Other Related Charges (\$/Ton)	Transportation Charges (\$/Ton)	F.O.B. Plant Price (\$/Ton)
(a)	(b)	(c)	(d)	(e)	(f)	(g)	(h)	(i)	(j)	(k)	(l)	(m)	(n)	(o)	(p)	(q)
1	Consol, Inc.	08 , Ky , 119	Knott, Ky	UR	9,656	\$21.80	N/A	\$15.18	\$2.26	N/A	N/A	N/A	\$0.00	\$0.00	\$17.44	\$39.24
2	A. T. Massey Coal Company	08 , Ky , 195	Pike, Ky	UR	70,148	\$24.00	N/A	\$15.18	\$2.26	N/A	N/A	N/A	\$0.00	\$0.00	\$17.44	\$41.44
3	Quaker Coal Company, Inc.	08 , Ky , 195	Pike, Ky	UR	38,839	\$22.87	N/A	\$15.18	\$2.26	N/A	N/A	N/A	\$0.00	\$0.00	\$17.44	\$40.31
4	Solid Fuel, LLC	08 , Va , 105	Lee, Va	UR	4,922	\$21.66	N/A	\$15.05	\$2.26	N/A	N/A	N/A	\$0.00	\$0.00	\$17.31	\$38.97
5	Solid Fuel, LLC	08 , Va , 105	Lee, Va	UR	14,653	\$20.50	N/A	\$15.05	\$2.26	N/A	N/A	N/A	\$0.00	\$0.00	\$17.31	\$37.81
6	Quaker Coal Company, Inc.	08 , Ky , 195	Pike, Ky	UR	2,179	\$25.56	N/A	\$15.18	\$2.26	N/A	N/A	N/A	\$0.00	\$0.00	\$17.44	\$43.00
7	Transfer Facility	N/A	Plaquemines Parrish, La	OB	N/A	\$0.00	N/A	N/A	N/A	N/A	N/A	N/A	\$0.00	\$0.00	N/A	N/A

**MONTHLY REPORT OF COST AND QUALITY OF COAL FOR ELECTRIC PLANTS  
ORIGIN, TONNAGE, DELIVERED PRICE AND AS RECEIVED QUALITY**

- 1. Report for: Mo. April 2000
- 2. Reporting Company: Florida Power Corporation
- 3. Plant Name: Crystal River 4 & 5

4. Name, Title and Telephone Number of Contact  
Person Concerning Data Submitted on this Form  
Delmar J. Clark Jr., Senior Financial Analyst - Regulatory  
(727) 824-6616

**SPECIFIED  
CONFIDENTIAL**

5. Signature of Official Submitting Report

  
Delmar J. Clark Jr., Senior Financial Analyst - Regulatory

6. Date Completed: June 15, 2000

Line No.	Supplier Name	Mine Location	Purchase Type	Transportation Mode	Tons	Effective Purchase Price (\$/Ton)	Total Transportation Cost (\$/Ton)	F.O.B. Plant Price (\$/Ton)	As Received Coal Quality			
									Percent Sulfur (%)	Btu Content (Btu/lb)	Percent Ash (%)	Percent Moisture (%)
(a)	(b)	(c)	(d)	(e)	(f)	(g)	(h)	(i)	(j)	(k)	(l)	(m)
1	Powell Mountain Coal Company	08 , Ky , 119	LTC	UR	69,444	\$32.85	\$17.79	\$50.64	0.68	12,809	7.27	6.82
2	AEI Resources	08 , Ky , 195	LTC	UR	28,843	\$25.11	\$17.42	\$42.53	0.68	12,812	8.36	7.11
3	Quaker Coal Company, Inc.	08 , Ky , 195	MTC	UR	47,705	\$25.37	\$17.42	\$42.79	0.69	12,815	9.54	5.85
4	Transfer Facility	N/A	MTC	OB	147,247	\$40.07	\$8.24	\$48.31	0.68	12,311	11.07	7.05



MONTHLY REPORT OF COST AND QUALITY OF COAL FOR ELECTRIC PLANTS  
ORIGIN, TONNAGE, DELIVERED PRICE AND AS RECEIVED QUALITY

1. Report for: Mo. April 2000

2. Reporting Company: Florida Power Corporation

3. Plant Name: Crystal River 4 & 5

4. Name, Title and Telephone Number of Contact  
Person Concerning Data Submitted on this Form

Delmar J. Clark Jr., Senior Financial Analyst - Regulatory  
(727) 824-6616

5. Signature of Official Submitting Report

Delmar J. Clark Jr., Senior Financial Analyst - Regulatory

6. Date Completed: June 15, 2000

**SPECIFIED  
CONFIDENTIAL**

Line No.	Supplier Name	Mine Location	Purchase Type	Tons	F.O.B. Mine Price (\$/Ton)	Short Haul & Loading Charges (\$/Ton)	Original Invoice Price (\$/Ton)	Retro-active Price Increases (\$/Ton)	Base Price (\$/Ton)	Quality Adjust-ments (\$/Ton)	Effective Purchase Price (\$/Ton)
(a)	(b)	(c)	(d)	(e)	(f)	(g)	(h)	(i)	(j)	(k)	(l)
1	Powell Mountain Coal Company	08 , Ky , 119	LTC	69,444	\$32.85	\$0.00	\$32.85	\$0.00	\$32.85	\$0.00	\$32.85
2	AEI Resources	08 , Ky , 195	LTC	28,843	\$24.50	\$0.00	\$24.50	\$0.00	\$24.50	\$0.61	\$25.11
3	Quaker Coal Company, Inc.	08 , Ky , 195	MTC	47,705	\$24.75	\$0.00	\$24.75	\$0.00	\$24.75	\$0.62	\$25.37
4	Transfer Facility	N/A	MTC	147,247	\$40.07	\$0.00	\$40.07	N/A	\$40.07	N/A	\$40.07

MONTHLY REPORT OF COST AND QUALITY OF COAL FOR ELECTRIC PLANTS  
ORIGIN, TONNAGE, DELIVERED PRICE AND AS RECEIVED QUALITY

- 1. Report for: Mo. April 2000
- 2. Reporting Company: Florida Power Corporation
- 3. Plant Name: Crystal River 4 & 5

4. Name, Title and Telephone Number of Contact Person Concerning Data Submitted on this Form  
Delmar J. Clark Jr., Senior Financial Analyst - Regulatory  
(727) 824-6616

**SPECIFIED  
CONFIDENTIAL**

5. Signature of Official Submitting Report

  
Delmar J. Clark Jr., Senior Financial Analyst - Regulatory

6. Date Completed: June 15, 2000

Line No.	Supplier Name	Mine Location	Shipping Point	Transportation Mode	Tons	Effective Purchase Price (\$/Ton)	Additional Shorthaul & Loading Charges (\$/Ton)	Rail Rate (\$/Ton)	Other Rail Charges (\$/Ton)	River Barge Rate (\$/Ton)	Trans-loading Rate (\$/Ton)	Ocean Barge Rate (\$/Ton)	Other Water Charges (\$/Ton)	Other Related Charges (\$/Ton)	Transportation Charges (\$/Ton)	F.O.B. Plant Price (\$/Ton)
(a)	(b)	(c)	(d)	(e)	(f)	(g)	(h)	(i)	(j)	(k)	(l)	(m)	(n)	(o)	(p)	(q)
1	Powell Mountain Coal Company	08 , Ky , 119	Knott, Ky	UR	69,444	\$32.85	N/A	\$15.55	\$2.24	N/A	N/A	N/A	\$0.00	\$0.00	\$17.79	\$50.64
2	AEI Resources	08 , Ky , 195	Pike, Ky	UR	28,843	\$25.11	N/A	\$15.18	\$2.24	N/A	N/A	N/A	\$0.00	\$0.00	\$17.42	\$42.53
3	Quaker Coal Company, Inc.	08 , Ky , 195	Pike, Ky	UR	47,705	\$25.37	N/A	\$15.18	\$2.24	N/A	N/A	N/A	\$0.00	\$0.00	\$17.42	\$42.79
4	Transfer Facility	N/A	Plaquemines Parrish, La	OB	147,247	\$40.07	N/A	N/A	N/A	N/A	N/A	N/A	\$0.00	\$0.00	\$8.24	\$48.31

**MONTHLY REPORT OF COST AND QUALITY OF COAL FOR ELECTRIC PLANTS  
ORIGIN, TONNAGE, DELIVERED PRICE AND AS RECEIVED QUALITY**

1. Report for: Mo. April 2000

2. Reporting Company: Florida Power Corporation


3. Plant Name: Transfer Facility - IMT

4. Name, Title and Telephone Number of Contact

Person Concerning Data Submitted on this Form

Delmar J. Clark Jr., Senior Financial Analyst - Regulatory  
(727) 824-6616

5. Signature of Official Submitting Report

  
Delmar J. Clark Jr., Senior Financial Analyst - Regulatory

6. Date Completed: June 15, 2000

**SPECIFIED  
CONFIDENTIAL**

Line No.	Supplier Name	Mine Location	Purchase Type	Transportation Mode	Tons	Effective Purchase Price (\$/Ton)	Total Transportation Cost (\$/Ton)	F.O.B. Plant Price (\$/Ton)	As Received Coal Quality			
									Percent Sulfur (%)	Btu Content (Btu/lb)	Percent Ash (%)	Percent Moisture (%)
(a)	(b)	(c)	(d)	(e)	(f)	(g)	(h)	(i)	(j)	(k)	(l)	(m)
1	A. T. Massey Coal Co.	08 , Ky , 195	LTC	TR&B	20,071	\$24.60	\$17.23	\$41.83	0.58	12,537	9.41	6.94
2	A. T. Massey Coal Co.	08 , Wv , 5	LTC	TR&B	51,204	\$24.60	\$17.23	\$41.83	0.75	12,515	10.32	6.30
3	Pen Coal Company	08 , Ky , 71	LTC	B	1,278	\$29.28	\$17.23	\$46.51	0.66	12,303	9.65	7.38
4	Pen Coal Company	08 , Wv , 99	LTC	B	31,138	\$29.28	\$17.23	\$46.51	0.66	12,303	9.65	7.38
5	Black Hawk Synfuel LLC	08 , Wv , 39	S	B	71,166	\$19.49	\$17.23	\$36.72	0.68	12,094	12.20	7.54
6	Black Hawk Synfuel LLC	08 , Wv , 39	S	B	50,065	\$18.71	\$17.23	\$35.94	0.68	12,076	11.96	7.88
7	Emerald International Corp.	(1)	S	B	1,602	\$25.00	\$4.43	\$29.43	1.05	11,662	6.05	14.11

(1) This information was undeterminable at time of filing. Corrected information will be filed once it is received from supplier.

MONTHLY REPORT OF COST AND QUALITY OF COAL FOR ELECTRIC PLANTS  
ORIGIN, TONNAGE, DELIVERED PRICE AND AS RECEIVED QUALITY

1. Report for: Mo. April 2000

2. Reporting Company: Florida Power Corporation

3. Plant Name: Transfer Facility - IMT

4. Name, Title and Telephone Number of Contact  
Person Concerning Data Submitted on this Form

Delmar J. Clark Jr., Senior Financial Analyst - Regulatory  
(727) 824-6616

**SPECIFIED  
CONFIDENTIAL**

5. Signature of Official Submitting Report

Delmar J. Clark Jr., Senior Financial Analyst - Regulatory

6. Date Completed: June 15, 2000

Line No.	Supplier Name	Mine Location	Purchase Type	Tons	F.O.B. Mine Price (\$/Ton)	Short Haul & Loading Charges (\$/Ton)	Original Invoice Price (\$/Ton)	Retro-active Price Increases (\$/Ton)	Base Price (\$/Ton)	Quality Adjustments (\$/Ton)	Effective Purchase Price (\$/Ton)
(a)	(b)	(c)	(d)	(e)	(f)	(g)	(h)	(i)	(j)	(k)	(l)
1	A. T. Massey Coal Co.	08 , Ky , 195	LTC	20,071	\$24.60	\$0.00	\$24.60	\$0.00	\$24.60	\$0.00	\$24.60
2	A. T. Massey Coal Co.	08 , Wv , 5	LTC	51,204	\$24.60	\$0.00	\$24.60	\$0.00	\$24.60	\$0.00	\$24.60
3	Pen Coal Company	08 , Ky , 71	LTC	1,278	\$29.27	\$0.00	\$29.27	\$0.00	\$29.27	\$0.01	\$29.28
4	Pen Coal Company	08 , Wv , 99	LTC	31,138	\$29.27	\$0.00	\$29.27	\$0.00	\$29.27	\$0.01	\$29.28
5	Black Hawk Synfuel LLC	08 , Wv , 39	S	71,166	\$19.50	\$0.00	\$19.50	\$0.00	\$19.50	(\$0.01)	\$19.49
6	Black Hawk Synfuel LLC	08 , Wv , 39	S	50,065	\$18.75	\$0.00	\$18.75	\$0.00	\$18.75	(\$0.04)	\$18.71
7	Emerald International Corp.	(1)	S	1,602	\$25.00	\$0.00	\$25.00	\$0.00	\$25.00	\$0.00	\$25.00

(1) This information was undeterminable at time of filing. Corrected information will be filed once it is received from supplier.



**MONTHLY REPORT OF COST AND QUALITY OF COAL FOR ELECTRIC PLANTS  
ORIGIN, TONNAGE, DELIVERED PRICE AND AS RECEIVED QUALITY**

- 1. Report for: Mo. April 2000
- 2. Reporting Company: Florida Power Corporation
- 3. Plant Name: Transfer Facility - IMT

- 4. Name, Title and Telephone Number of Contact  
Person Concerning Data Submitted on this Form  
Delmar J. Clark Jr., Senior Financial Analyst - Regulatory  
(727) 824-6616

**SPECIFIED  
CONFIDENTIAL**

- 5. Signature of Official Submitting Report

  
Delmar J. Clark Jr., Senior Financial Analyst - Regulatory

- 6. Date Completed: June 15, 2000

Line No.	Supplier Name	Mine Location	Shipping Point	Transportation Mode	Tons	Effective Purchase Price (\$/Ton)	Additional Shorthaul & Loading Charges (\$/Ton)	Rail Rate (\$/Ton)	Other Rail Charges (\$/Ton)	River Barge Rate (\$/Ton)	Trans-loading Rate (\$/Ton)	Ocean Barge Rate (\$/Ton)	Other Water Charges (\$/Ton)	Other Related Charges (\$/Ton)	Transportation Charges (\$/Ton)	F.O.B. Plant Price (\$/Ton)	
																	(a)
1	A. T. Massey Coal Co.	08 , Ky , 195	Pike, Ky	TR&B	20,071	\$24.60	N/A	N/A	N/A	N/A	N/A	N/A	N/A	N/A	N/A	\$17.23	\$41.83
2	A. T. Massey Coal Co.	08 , Wv , 5	Boone, Wv	TR&B	51,204	\$24.60	N/A	N/A	N/A	N/A	N/A	N/A	N/A	N/A	N/A	\$17.23	\$41.83
3	Pen Coal Company	08 , Ky , 71	Floyd, Ky	B	1,278	\$29.28	N/A	N/A	N/A	N/A	N/A	N/A	N/A	N/A	N/A	\$17.23	\$46.51
4	Pen Coal Company	08 , Wv , 99	Wayne, Wv	B	31,138	\$29.28	N/A	N/A	N/A	N/A	N/A	N/A	N/A	N/A	N/A	\$17.23	\$46.51
5	Black Hawk Synfuel LLC	08 , Wv , 39	Kanawha,Wv	B	71,166	\$19.49	N/A	N/A	N/A	N/A	N/A	N/A	N/A	N/A	N/A	\$17.23	\$36.72
6	Black Hawk Synfuel LLC	08 , Wv , 39	Kanawha,Wv	B	50,065	\$18.71	N/A	N/A	N/A	N/A	N/A	N/A	N/A	N/A	N/A	\$17.23	\$35.94
7	Emerald International Corp.	(1)	(1)	B	1,602	\$25.00	N/A	N/A	N/A	N/A	N/A	N/A	N/A	N/A	N/A	\$4.43	\$29.43

(1) This information was undeterminable at time of filing. Corrected information will be filed once it is received from supplier.




MONTHLY REPORT OF COST AND QUALITY OF COAL FOR ELECTRIC PLANTS  
 REPORT OF ADJUSTMENTS TO PREVIOUS COAL DELIVERIES

- 1. Report for: Mo. April 2000
- 2. Reporting Company: Florida Power Corporation
- 3. Plant Name: Crystal River 1 & 2

4. Name, Title and Telephone Number of Contact  
 Person Concerning Data Submitted on this Form  
 Delmar J. Clark Jr., Senior Financial Analyst - Regulatory  
 (727) 824-6616

5. Signature of Official Submitting Report

  
 \_\_\_\_\_  
 Delmar J. Clark Jr., Senior Financial Analyst - Regulatory

**SPECIFIED  
 CONFIDENTIAL**

6. Date Completed: June 15, 2000

Line No.	Month Reported	Form Plant Name	Intended Generating Plant	Supplier	Original Line Number	Old Volume (tons)	Form No.	Column Title	Old Value	New Value	New F.O.B. Plant Price	Reason for Revision
(a)	(b)	(c)	(d)	(e)	(f)	(g)	(h)	(i)	(j)	(k)	(l)	(m)

NONE

MONTHLY REPORT OF COST AND QUALITY OF COAL FOR ELECTRIC PLANTS  
 REPORT OF ADJUSTMENTS TO PREVIOUS COAL DELIVERIES

1. Report for: Mo. April 2000

2. Reporting Company: Florida Power Corporation

3. Plant Name: Crystal River 4 & 5

4. Name, Title and Telephone Number of Contact  
 Person Concerning Data Submitted on this Form  
 Delmar J. Clark Jr., Senior Financial Analyst - Regulatory  
 (727) 824-6616

**SPECIFIED  
 CONFIDENTIAL**

5. Signature of Official Submitting Report

Delmar J. Clark Jr., Senior Financial Analyst - Regulatory

6. Date Completed: June 15, 2000

Line No.	Month Reported	Form Plant Name	Intended Generating Plant	Supplier	Original Line Number	Old Volume (tons)	Form No.	Column Title	Old Value	New Value	New F.O.B. Plant Price	Reason for Revision
(a)	(b)	(c)	(d)	(e)	(f)	(g)	(h)	(i)	(j)	(k)	(l)	(m)
1	01/00	CR4&5	CR4&5	AEI Resources	2	9,428	2A	(k) Quality Adjustments	\$ -	\$ 0.50	\$ 42.83	Quality Adjustment
2	02/00	CR4&5	CR4&5	AEI Resources	2	28,906	2A	(k) Quality Adjustments	\$ -	\$ 0.34	\$ 42.35	Quality Adjustment
3	03/00	CR4&5	CR4&5	AEI Resources	2	9,674	2A	(k) Quality Adjustments	\$ -	\$ 0.20	\$ 42.24	Quality Adjustment
4	02/00	CR4&5	CR4&5	Mapco Coal Sales	5	9,605	2A	(k) Quality Adjustments	\$ -	\$ 0.47	\$ 42.23	Quality Adjustment

MONTHLY REPORT OF COST AND QUALITY OF COAL FOR ELECTRIC PLANTS  
 REPORT OF ADJUSTMENTS TO PREVIOUS COAL DELIVERIES

1. Report for: Mo. April 2000

2. Reporting Company: Florida Power Corporation

3. Plant Name: Transfer Facility - IMT

4. Name, Title and Telephone Number of Contact  
 Person Concerning Data Submitted on this Form  
 Delmar J. Clark Jr., Senior Financial Analyst - Regulatory  
 (727) 824-6616

**SPECIFIED  
 CONFIDENTIAL**

5. Signature of Official Submitting Report

Delmar J. Clark Jr., Senior Financial Analyst - Regulatory

6. Date Completed: June 15, 2000

Line No.	Month Reported	Form Plant Name	Intended Generating Plant	Supplier	Original Line Number	Old Volume (tons)	Form No.	Column Title	Old Value	New Value	New F.O.B. Plant Price	Reason for Revision
(a)	(b)	(c)	(d)	(e)	(f)	(g)	(h)	(i)	(j)	(k)	(l)	(m)
1	01/00	Transfer Facility-IMT		Black Hawk Synfuel LLC	9	61,163	2A	(k) Quality Adjustments	\$ -	\$ (0.18)	\$ 36.05	Quality Adjustment
2	01/00	Transfer Facility-IMT		Black Hawk Synfuel LLC	10	14,278	2A	(k) Quality Adjustments	\$ -	\$ (0.07)	\$ 37.16	Quality Adjustment
3	01/00	Transfer Facility-IMT		AEI Resources	7	8,767	2A	(k) Quality Adjustments	\$ -	\$ 0.40	\$ 42.13	Quality Adjustment
4	03/00	Transfer Facility-IMT		Pen Coal Company	3	11,915	2A	(k) Quality Adjustments	\$ -	\$ 0.16	\$ 46.41	Quality Adjustment
5	03/00	Transfer Facility-IMT		Pen Coal Company	4	28,879	2A	(k) Quality Adjustments	\$ -	\$ 0.16	\$ 46.41	Quality Adjustment
6	02/00	Transfer Facility-IMT		Pen Coal Company	4	14,950	2A	(k) Quality Adjustments	\$ -	\$ 0.19	\$ 46.44	Quality Adjustment
7	02/00	Transfer Facility-IMT		Pen Coal Company	5	16,311	2A	(k) Quality Adjustments	\$ -	\$ 0.19	\$ 46.44	Quality Adjustment