

ORIGINAL



Kimberly Caswell
Counsel

GTE SERVICE CORPORATION
One Tampa City Center
201 North Franklin Street (33602)
Post Office Box 110, FLTC0007
Tampa, Florida 33601-0110
813-483-2606
813-204-8870 (Facsimile)

June 30, 2000

Ms. Blanca S. Bayo, Director
Division of Records & Reporting
Florida Public Service Commission
2540 Shumard Oak Boulevard
Tallahassee, FL 32399-0850

Re: Docket No. 990649-TP
Investigation into Pricing of Unbundled Network Elements

Dear Ms. Bayo:

Please find enclosed for filing in the above matter an original and fifteen copies of GTE Florida Incorporated's Recurring Cost Study for Dark Fiber and Subloops. Also enclosed are five copies of a CD-ROM containing an update of GTE's long-run forward-looking cost model, ICM. This update, Version 4.1b, reflects changes needed to the program logic to develop the Subloop TELRICs. The CD-ROM contains confidential data and is being sent only to those parties who have signed the appropriate Protective Agreement. The confidential data contained on the CD-ROM is covered under GTE Florida's Request for Confidential Classification filed May 8, 2000.

Also enclosed are an original and fifteen copies of GTE Florida Incorporated's Nonrecurring Cost Study for Dark Fiber and Subloops together with five copies of a CD-ROM containing an electronic copy of the study.

Service has been made as indicated on the Certificate of Service. Questions regarding the Recurring Cost Study can be directed to Elizabeth Florence at (972) 718-4440. Questions regarding the Nonrecurring Cost Study can be directed to Steve Cook at (972) 718-6189.

Sincerely,

Kimberly Caswell

Kimberly Caswell

KC:tas
Enclosures

RECEIVED & FILED

FPSC-BUREAU OF RECORDS

This confidentiality request was filed by or for a "telco" for DN 08004-00. No ruling is required unless the material is subject to a request per 119.07, FS, or is admitted in the record per Rule 25-22.006(8)(b), FAC.

- APP
- CAF
- CMP
- COM
- CTR
- ECR
- LEG
- OPC
- PAI
- RGO
- SEC
- SER
- OTH

Cost Study
DOCUMENT NUMBER-DATE
A part of GTE Corporation

08003 JUN 30 8

FPSC-RECORDS/REPORTING

(x-ref. 04631-00)

Conf.
DOCUMENT NUMBER-DATE

08004 JUN 30 8

FPSC-RECORDS/REPORTING

CERTIFICATE OF SERVICE

I HEREBY CERTIFY that copies of GTE Florida Incorporated's recurring and nonrecurring cost studies for dark fiber and subloops in Docket No. 990649-TP were sent via U.S. mail on June 30, 2000 to the parties on the attached list.

Kimberly Caswell

Kimberly Caswell
Kim

Staff Counsel
Florida Public Service Commission
2540 Shumard Oak Boulevard
Tallahassee, FL 32399-0850

Pennington Law Firm
Peter Dunbar
Karen M. Camechis
215 S. Monroe St., 2nd Floor
Tallahassee, FL 32301

AT&T
Marsha Rule
101 N. Monroe Street
Suite 700
Tallahassee, FL 32301-1549

BellSouth Telecommunications
Nancy B. White
c/o Nancy H. Sims
150 South Monroe St., Suite 400
Tallahassee, FL 32301-1556

Florida Cable Telecomm. Assoc
Michael A. Gross
310 N. Monroe Street
Tallahassee, FL 32301

Florida Public Tele. Assoc.
Angela Green
125 S. Gadsden St., #200
Tallahassee, FL 32301-1525

MCI WorldCom Inc.
Donna Canzano McNulty
325 John Knox Road, Suite 105
Tallahassee, FL 32303-4131

Jon C. Moyle, Jr.
Cathy M. Sellers
Moyle Flanigan et al.
The Perkins House
118 N. Gadsden Street
Tallahassee, FL 32301

Messer Law Firm
Floyd Self
215 S. Monroe St., Suite 701
Tallahassee, FL 32301

Time Warner Telecom
Carolyn Marek
233 Bramerton Court
Franklin, TN 37069

Joseph McGlothlin
McWhirter Reeves Law Firm
117 S. Gadsden Street
Tallahassee, FL 32301

Charles J. Beck
Office of Public Counsel
111 W. Madison Street
Room 812
Tallahassee, FL 32399-1400

Intermedia Comm. Inc.
Scott Sapperstein
3625 Queen Palm Drive
Tampa, FL 33619

Richard D. Melson
Gabriel E. Nieto
Hopping Law Firm
123 S. Calhoun Street
Tallahassee, FL 32314

Elise Kiely
Jeffrey Blumenfeld
Blumenfeld & Cohen
1625 Mass. Avenue, N.W.
Suite 300
Washington, DC 20036

Bruce May
Holland Law Firm
315 S. Calhoun Street
Suite 600
Tallahassee, FL 32301

Mark Buechele
Supra Telecommunications
Koger Center-Ellis Building
1311 Executive Center Drive
Suite 200
Tallahassee, FL 32301-5027

Charles Rehwinkel
Sprint-Florida
1313 Blairstone Road
MC FLTLHO0107
Tallahassee, FL 32301

Glenn Harris
NorthPoint Comm. Inc.
222 Sutter Street, 7th Floor
San Francisco, CA 94108

Catherine F. Boone
Covad Comm. Co.
10 Glenlake Parkway
Suite 650
Atlanta, GA 30328-3495

Gregory J. Darnell
MCI WorldCom Inc.
Six Concourse Parkway
Suite 3200
Atlanta, GA 30328

Eric J. Branfman
Morton J. Posner
Swidler Berlin Law Firm
3000 K Street NW, Suite 300
Washington, DC 20007-5116

John McLaughlin
KMC Telecom Inc.
Suite 170
3025 Breckenridge Blvd.
Duluth, GA 30096

Bettye Willis
Alltel Comm. Services Inc.
One Allied Drive
Little Rock, AR 72203-2177

J. Jeffry Wahlen
Ausley & McMullen
227 S. Calhoun Street
Tallahassee, FL 32302

ACI Corp.
7337 S. Revere Parkway
Englewood, CO 80112

Vicki Gordon Kaufman
McWhirter Reeves Law Firm
117 South Gadsden Street
Tallahassee, FL 32301

BlueStar Networks, Inc.
Norton Cutler
401 Church Street, 24th Floor
Nashville, TN 37201

BlueStar Networks, Inc.
Michael Bressman
401 Church Street, 24th Floor
Nashville, TN 37201

George S. Ford
Chief Economist
Z-Tel Communications Inc.
601 S. Harbour Island Blvd.
Tampa, FL 33602

Jonathan E. Canis
Michael B. Hazzard
Kelley Drye & Warren
1200 19th St. NW, 5th Floor
Washington, DC 20036

Rodney L. Joyce
Shook Hardy & Bacon LLP
600 14th St. N.W., Suite 800
Washington, DC 20005-2004

Russell M. Blau
Marc B. Rothschild
Swidler Berlin Law Firm
3000 K St. NW, Suite 300
Washington, DC 20007-5116

John Spilman
Broadslate Networks Inc.
675 Peter Jefferson Parkway
Suite 310
Charlottesville, VA 22911

Constance L. Kirkendall
@link Network, Inc.
2220 Campbell Creek Blvd.
Suite 110
Richardson, TX 75082-4420

Hope G. Colantonio
Cleartel Communications Inc.
1255 22nd Street NW, 6th Floor
Washington, DC 20037



GTE FLORIDA INCORPORATED

**FLORIDA PUBLIC
SERVICE COMMISSION**

DOCKET NO. 990649-TP



**Wholesale
Non-Recurring Cost Studies
Dark Fiber & Sub-Loops**

June 30, 2000

DOCUMENT NUMBER-DATE

08003 JUN 30 8

FPSC-RECORDS/REPORTING

GTE Florida Inc.

ICM Cost Study

6-30-00

Instructions:

Replace Table of Contents

Add Read-Me File (p. 4) to Table of Contents

Replace pp. 2_11 and 2_12

Replace p. 2_64

Replace p. 3_23

Replace p. 4_10

Add Tabs 32, 33, and 34

GTE FLORIDA, INCORPORATED

TABLE OF CONTENTS

(6/30 content changes in italics)

Binder/Tab

- 1 1 Table of Contents
Add Read-Me File

ICM -- USER SUPPORT DOCUMENTATION:

- 1 2 Model Methodology
Replace in Conceptual Framework -- Pages 2 11 and 2 12
Replace in Expense Module -- Page 2 64
- 1 3 User Guide
Replace Page 3 23
- 1 4 System Manual (Loose in Binder 1)
Replace Page 4 10

Note: Source Code has also changed -- revised file on CD. A paper copy has not been reissued.

TOTAL STATE REPORTS:

- 2 5 UNE Platform/EEL Cost Study
- 2 6 ICM Summary Report -- Unbundled Network Elements (TELRICs) State and CLI Level
- 2 7 ICM Summary Report -- Basic Network Functions
- 2 8 ICM Detail Report -- Unbundled Network Elements (TELRICs)
- 2 9 ICM Detail Report -- Basic Network Functions

ICM -- MODULE INPUT SUPPORT DOCUMENTATION:

Material and Placement

- 3 10 Material Cost Inputs / Sources
- 4 11 DLC Cost Inputs/Sources
- 5 12 Placement Cost Inputs / Sources

Revised 6/30/00

GTE FLORIDA, INCORPORATED

TABLE OF CONTENTS

(6/30 content changes in italics)

Binder/Tab

ICM – MODULE INPUT SUPPORT DOCUMENTATION continued:

Mapping Module

- 6 13 Unbundled Network Elements
- 7 14 Basic Network Functions

User Inputs

- 8 15 Run Time Options Inputs / Sources

Loop Module

- 9 16 Inputs/Algorithms
- 9 17 High Capacity Loops – Outside Study

Switch Module

- 10 18 Inputs/Algorithms
- 10 19 Contracts

- 11 20 See the Direct Testimony of David G. Tucek

Transport Module

- 11 21 Transport Overview/Inputs/Algorithms

SS7 Module

- 11 22 SS7 Module/Sources

Expense Module

- 12 23 Expense Inputs - ICM Documentation
- 13 24 Activity Based Costing - Service Assurance

Revised 6/30/00

GTE FLORIDA, INCORPORATED

TABLE OF CONTENTS

(6/30 content changes in italics)

Binder/Tab

ICM -- MODULE INPUT SUPPORT DOCUMENTATION continued:

Expense Module continued:

- 14 25 Activity Based Costing - Information Technology / Data Processing (IT/DP)
- 14 25 Activity Based Costing - Sales Marketing & Advertising
- 14 26 Activity Based Costing - Billing & Collection
- 14 27 External Study - Land & Building
- 14 28 Avoided Cost Study / Directory Costs
- 14 29 Common Costs

MISCELLANEOUS SUPPORTING DOCUMENTS:

- 15 30 Engineering Standards and Practices
- 15 31 Labor Rates / Material Loadings

SUBLOOP and DARK FIBER

- 15 32 *Unbundled Network Elements Network Services Total State Subloop Cost Summary - Cost detail on CD*
- 15 33 *Intra-Premise Riser Cable Facility Cost Summary – Cost detail on CD*
- 15 34 *Dark Fiber Cost Summary – Cost detail on CD*

Revised 6/30/00

Read-Me File – Add Behind Table of Contents

This CD contains the following Folders:

- (1) **Database - Contains all of the files needed to run the Icmfl41b Model**
- (2) **Spreadsheet – Contains Three (3) spreadsheets, Two (2) of which were required for the Phase IV filing of Docket N. 990649-TP. The spreadsheets are listed as follow:**
 - (1) **INTRAFL600 – Contains Florida’s IntraBuilding Cable Study – (Summary - see Tab 33)**
 - (2) **Drk-fl – Contains Florida’s Dark Fiber Study – (Summary - see Tab 34)**
 - (3) **flunecomb – Contains the UNE Platform/EEL Cost Study which is part of Dave Tucek’s Direct Testimony, Direct Exhibit DGT-4.**
- (3) **Map Text – Contains both the MapTxt program and the instructions for running the program. The program is used to create .txt files (for the actMBNF and actUNE) for analysis within an ACCESS database or EXCEL Spreadsheet.**

**OUTSIDE PLANT-FEEDER
USER OPTIONS (ROOSP.DB)**

DESCRIPTION

of a secondary cross connect box. It is based on the rule of "one pair in and two pairs out", which means for every feeder pair entering the cross connect box there are typically two distribution pairs leaving the box.

Min Cross Connect Size 1

User input demand level that triggers placement of a primary cross connect box (SAI, serving area interface). In non-core clusters, the primary SAI are placed adjacent to the Digital Loop Carrier (DLC), at the center of the cluster. Primary SAIs are not placed in core clusters.

Min Cross Connect Size 2

User input demand level that triggers placement of a secondary cross connect box (SAI, serving area interface). These are used in core and non-core clusters. In the core and non-core clusters, Secondary SAIs are placed along a route(s) away from the center of the cluster.

Minimum Distance

Minimum distance from a Digital Loop Carrier (DLC) or Wire Center to a secondary cross-connect box

Engineering Feeder Factor

Factor applied to working lines to properly size feeder cable and DLC equipment.

**INTEROFFICE USER
OPTIONS (IOFSET.DB)**

DESCRIPTION

Administrative Fill Factor

Decimal representing percentage of interoffice facilities available for actual traffic; accounts for maintenance, spares, and defective material.

Intra-Ring Factor

Reflects the percentage of traffic that originates and terminates on the same ring. Used to calculate the total switched traffic per ring.

Aerial Span

The typical number of feet between aerial splices in fiber facilities.

Buried Span

Represents the typical number of feet between buried splices in fiber facilities.

**INTEROFFICE USER
OPTIONS (IOFSET.DB)**

DESCRIPTION

Air to Route Ratio	Factor which converts airline distance to route distance (The factor is entered as route distance divided by airline distance and will thus be greater than one, e.g., 1.37)
Use InterRing Ratio	Toggle indicates the use of InterRing Ratio. When selected, InterRing Facilities Ratio and InterRing Termination Ratio appear.
InterRing Facilities Ratio	Ratio applied to facilities algorithms used to develop investment for InterRing facilities.
InterRing Termination Ratio	Ratio applied to termination algorithms used to develop investment for InterRing Terminations.

**EXPENSE USER OPTIONS
(ROEXPNSE.DB)**

DESCRIPTION

Life (Book or Economic)	Toggle which indicates whether Book or Economic depreciation lives and salvage values are applied to each asset's investment.
Market (Retail or Wholesale)	Toggle which indicates whether retail or wholesale expenses are applied. Retail is selected when results are being produced for products and services. Wholesale is selected when results are being produced for unbundled network elements (UNEs).
Shared	Shared expenses are included in the individual cost pools and the calculation of the maintenance and support factors for UNEs within ICM if Shared is checked. When Shared is not checked, shared expenses are excluded from cost pools and the calculation of the maintenance and support factors within ICM.
Inflation	Inflation factor applied to expenses.
Productivity	Productivity factor applied to expenses.
Horizon	A time frame (number of years) over which a user decides to make inflation and productivity adjustments.
Calibrate	Toggle indicates whether ICM should automatically calibrate the C.A. Turner adjusted ARMIS investment data in ICM associated with Switch, Circuit Equipment and Outside Plant activity to the levels

APPENDIX M: Output Report – Shared Cost

Purpose: This report contains summarized data, by FCC Part 32 account, of the costs computed in ICM related to:

- Network Services Shared Cost
- Common Cost
- Comparison Price Fixed Allocator

How to Run this Report:

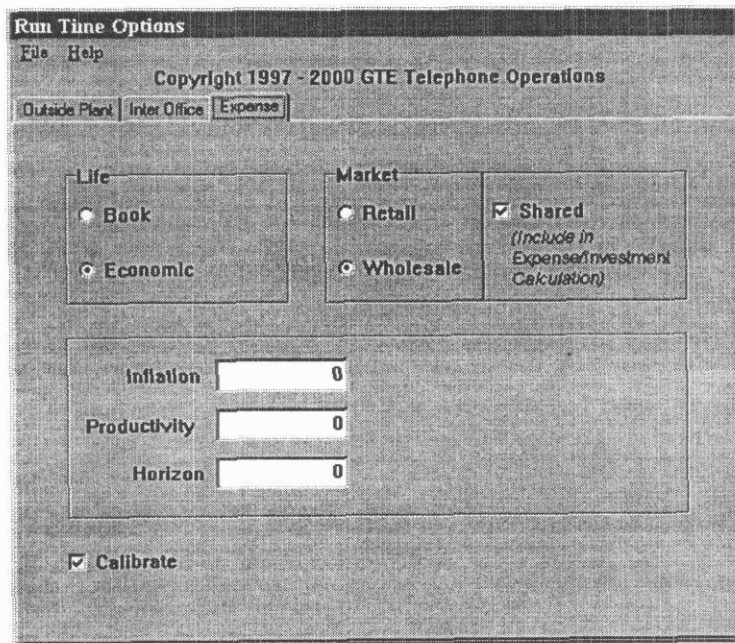
(A) Select Report Parameters:

First, select the parameters necessary to ensure accurate reporting in ICM. Using the drop-down menu select:

Options/Users/Expense tab

Figure M.1 shown below, illustrates the user defined parameter selection screen found in ICM. A complete listing of all data entry fields is found in the section following Figure M.1.

Figure M.1



Note: The selections shown in the above illustration are for presentation purposes only.

Viewing Interoffice User Options

For information about editing input data, see “Editing Input Data and Mappings” on page 40. For information about the Interoffice User Options data, see Appendix A, Conceptual Framework (Book I) within the *ICM Model Methodology package*, or the ICM online help “Input Tables.”

To view the interoffice user options:

1. Select **Options/User**.
 - The system displays the Run Time Options window.
2. Click the Interoffice tab.

Run Time Options
File Help
Copyright 1997 - 2000 GTE Telephone Operations
Outside Plant **Inter Office** Expense

User Settings

Administrative Fill
 Intra-Ring Factor
 Aerial Span
 Buried Span
 Air to Route Ratio

Use InterRing Ratio

InterRing Facilities Ratio
 InterRing Termination Ratio

Note: The screen shot is for illustrative purposes only.

- To print the User Options, select **File/Print**.
3. Select **File/Exit** to return to the main window.

Table Name	Column Name	Type	Table's Purpose
------------	-------------	------	-----------------

IARC

TCLLI	Text	Geographic parameters that define each sonnet ring in GTE Interoffice Transport network. Data is given for distances between each pair of offices on a ring. If another operating company is involved in the route, then the distance on their facilities is also given.
Ring	Integer	
RingPos	Integer	
CLLIA	Text	
CLLIA Latitude	Number(Double)	
CLLIA Longitude	Number(Double)	
CLLIB	Text	
CLLIB Latitude	Number(Double)	
CLLIB Longitude	Number(Double)	
GCLLI Flag	True/False	
InterRing Flag	True/False	
Distance	Number(Double)	
OSConn	Number(Double)	

INTERRING

ICLLI	Text	InterRing Interoffice Transport demand data by CLLI switch DS-1 ports.
ICLLI Substitute	Text	
IHubCLLI	Text	
IHubCLLI Substitution	Text	
IRing	Integer	
ISWPorts	Integer	

INVENTORY

CLLI	Text	Inventory file containing a list of materials for outside plant such as cables, poles, conduit, etc.
OSP Type	Text	
Component	Text	
Size	Integer	
X	Integer	
Y	Integer	
Units	Integer	

IOFSET

Admin Fill	Number(Double)	Setting for Interoffice facility parameters such as administration fill factor.
IntraRing Factor	Number(Double)	
Aerial Span	Number(Double)	
Buried Span	Number(Double)	
Air2Route	Number(Double)	
UseIRRatio	Number(Double)	
IRFacRatio	Number(Double)	
IRTermRatio	Number(Double)	

**UNBUNDLED NETWORK ELEMENTS
NETWORK SERVICES
TOTAL STATE**

State of Florida
Option: Average, 12 KFT 6 Mbps
Shared Included

Florida ICM 4.1b

Network Services	TELRIC
------------------	--------

2-Wire Feeder	8.39
4-Wire Feeder	25.71
2-Wire Distribution	14.16
4-Wire Distribution	24.58
2-Wire DROP	2.56
4-Wire DROP	2.93
Loop - Four Wire w/ NID	48.12
DSAL - 56 KB	59.65
DSAL - DS1	141.63

Intra-Premise Riser Cable Facility Cost Summary

State - Florida
20-Jun-00

Intra-Premise Riser Cable Facility

COST NARRATIVE:

The purpose of the following study is to estimate monthly cost and investment for an Intra-Building riser cable facility on a per-pair basis. This situation exists when GTE establishes a secondary point of termination in multi-story or campus-type environments.

COST/INVESTMENT SUMMARY

INVESTMENT*	MONTHLY COST*
<u>\$27.53</u>	<u>\$1.76</u>

* Per pair investment from Detail Cost Analysis, Page 3, item 23. Per pair monthly cost from Detail Cost Analysis, Page 3, item 39

Dark Fiber Cost Summary

COST NARRATIVE

The purpose of the following study is to determine monthly costs and investments for a dark fiber in loop and transport applications. Both applications use a 24 fiber cable as an average size fiber cable and provide a termination on a Fiber Distribution Panel on both ends of the fiber. The cost of the dark fiber for the loop application uses an average business loop length of 13799 feet, includes the cost of a fiber distribution panel and does not include regeneration costs. The cost of the dark fiber for the transport application is on a per mile basis with no regeneration costs. The terminations on the fiber distribution panel are costed as a separate element on the transport application.

LOOP APPLICATION	Feeder %:	89%	
	Distribution %:	11%	
	INVESTMENT*		MONTHLY COST*
	per fiber for avg business loop length including FDP		per fiber for avg business loop length including FDP
	\$3,425.95		\$58.00
Feeder investment:	\$ 3,076.92 #	Feeder monthly cost:	\$ 52.23
Distribution investment:	\$ 494.47 #	Distribution monthly cost:	\$ 9.54
 TRANSPORT APPLICATION			
	FIBER INVESTMENT**		FIBER MONTHLY COST**
	per fiber per mile excluding FDP		per fiber per mile excluding FDP
	\$ 1,255.24		\$ 20.75
	FDP INVESTMENT***		FDP MONTHLY COST***
	per fiber		per fiber
	\$145.44		\$3.77

Feeder and distribution subloops each require 2 FDP terminations. The total loop also requires two. Therefore, feeder+distribution <=> total.

* Investment from Monthly Costs/Investment Summary, Total Investment, row 58. Monthly costs from Summary, Total Monthly Cost, row 60.

** Investment = 5280/13799* Total Cable Investment, row 58. Monthly costs = 5280/13799* Total Cable monthly cost on Summary, row 60.

*** Investment from Monthly Costs/Investment Summary, FDP investment, row 58. Monthly costs from Summary, FDP monthly cost, row 60.

**GTE Wholesale Non-recurring Cost Study
Florida**

Table of Contents

	Tab	Page
Study Overview -----	13	13-1
Summary of Total Costs -----	13	13-14
Ordering -----	14	
Narrative -----	14	14-1
Summary of Costs -----	14	14-8
Provisioning -----	15	
Narrative -----	15	15-1
Summary of Costs -----	15	15-8
Field Work -----	16	
Narrative -----	16	16-1
Summary of Costs -----	16	16-9
Operation Support System (OSS) -----	17	
Narrative -----	17	17-1
Custom Routing (OS/DA) -----	18	
Narrative -----	18	18-1
Appendix -----	7	
Process Flows -----	A15	A15-2
Ordering -----	A16	A16-3
Provisioning -----	A17	A17-3
Field Work -----	A18	A18-3
Operations Support Systems (OSS) -----	A19	A19-1
Loaded Labor Rates -----	A20	A20-1
Custom Routing (OS/DA) -----	A21	A21-1

Introduction

The Unbundled Network Element (UNE) Non-recurring Cost (NRC) Study is filed in compliance with the Florida Public Utility Commission's (PUC) Docket No. 990649-TP, Order No. PSC-00-0540-PCO-TP dated March 16, 2000. The UNE NRC Study is a forward-looking study that accounts for the activities required to pre-order, order, provision and install products and services for Competitive Local Exchange Carriers (CLECs.)

GTE has developed a standard Wholesale Non-recurring Cost Study template to determine and document the applicable costs for all Unbundled Network Elements (UNEs) including Network Wholesale Services and Unbundled Network Element – Platforms (UNE-Ps). This Wholesale Non-recurring Cost Study includes only costs for Sub-loop Unbundling and Dark Fiber. This filing is considered Phase 4 of the referenced docket.

The cost team consisting of GTE's cost managers and Subject Matter Experts (SMEs) worked in conjunction with a team of Arthur Andersen LLP professionals to develop the NRC Study template, to identify the process flows for ordering, provisioning and installation, and to gather cost data. This cost study is a GTE work product.

UNE NRC Study Relationship to Other Cost Studies

The UNE NRC Study is one of GTE's Wholesale Costs Study modules. There are four other modules: Resale NRC, Recurring Costs of Resale, Recurring Costs of UNEs, and the Expanded Interconnection Services (EIS) (collocation recurring and non-recurring) Costs. Though these costs are interrelated, they are not duplicative. GTE has diligently reviewed all inputs to each of these modules to insure there is no incident of double-counting costs.

GTE has recurring and non-recurring cost study modules for its Retail and Access products and services. To determine costs for certain UNEs where no ordering, provisioning or installation data were available, the cost team used analogous retail or access services as proxies for the UNEs.

Cost Study Methodology

For the purpose of this study, the non-recurring cost of a service is the cost of a set of activities that is completed by the company in response to a specific Local Service Request (LSR) or Access Service Request (ASR) placed by a CLEC. These activities are non-recurring in that they are typically undertaken once at the time a service is activated, modified, or discontinued per a CLEC request. GTE's UNE NRC study is a forward-looking study that:

- Assumes enhancements to GTE's systems and databases resulting in increased mechanization;

GTE – Florida

Unbundled Network Element (UNE) Non-Recurring Cost Study

- And, details employee activities required to pre-order, order, provision, and install a service.

Process Flows

GTE's cost team charted the process flows for each of the following UNE order types:

- New order
- Change order
- Disconnect order
- Record order
- UNE Platform (UNE-P) New order
- UNE-P Migration orders (Migration As Is; Migration As Is + or –; and Migration As Specified)

These flowcharts identify the activities of GTE's workgroups involved in the pre-ordering, ordering, provisioning, and installation of the CLEC's UNE order. The processes vary not only by order type, but also by the type of product/service requested. (See Appendix Tab 8 for Process Flows.)

Infrastructure Enhancements

The SMEs and cost team identified changes in Operations Support Systems (OSS) that would impact the way work was handled in each of GTE's workgroups. OSS enhancements increase mechanization/ flow through thus reducing the level of manual activity associated with certain types of orders.

Depending on the CLEC's systems, processes, and level of mechanization, the CLEC will transmit the UNE/UNE Platform LSR to GTE in one of the following modes:

- **Manual Order** – CLEC faxes a UNE LSR to GTE. The GTE service representative reviews the fax to ensure all information is complete and accurate. If there is an error, or missing information, the representative calls the CLEC for the correction. The service representative then inputs all LSR information into the Secured Integrated Gateway System (SIGS), provides Firm Order Completion (FOC) to the CLEC, and completes the order.
- **Semi-mechanized Order** – CLEC transmits the UNE LSR electronically. GTE's Front-end edits will identify errors and return error information electronically to the CLEC. Once through the front-end edits, the order is distributed to a GTE service representative who inputs the order into the National Order Collection Vehicle (NOCV.)
- **Mechanized Order** – CLEC systems interface directly with GTE's; the CLEC-created UNE LSR is sent to SIGS where it is processed without human intervention. Error notices and completion notices are sent electronically to the CLEC. A small percent of orders fall-out of the system and require a GTE service representative to notify the

GTE – Florida

Unbundled Network Element (UNE) Non-Recurring Cost Study

CLEC. Note: for mechanized order processing, the CLEC must meet industry standards for ordering and billing, and must successfully complete collaborative testing with GTE.

These order entry processes will be offered to each CLEC. The type of order processing the CLEC selects will affect the service order activity costs. For this reason, GTE developed service order costs for two processes and will in the future develop costs for the fully mechanized order process scenario. Pages related to the Mechanized Order Process are marked "Not Included in this Filing."

Other enhancements to GTE's OSS result in flow-through for the provisioning of UNE Platform Exchange – Basic services (these are the Plain Old Telephone Services – "POTS.") Also, facility assignment and switch recent changes are mechanized for these services.

Cost Data

UNE NRCs were developed using the following methods of data collection:

- Work sampling and SME estimates for the National Open Market Center (NOMC) ordering activities;
- Activity Based Management (ABM) studies for the National Accounts Customer Center (NACC);
- Time and motion studies, SME inputs and database reports for the provisioning activities;
- Time and motion studies for Central Office Installation activities;
- Database reports and time and motion studies for Field Installation activities.

The SMEs and cost team collected activity times and determined task probabilities. The cost team then calculated the costs for each type of UNE order using the standard non-recurring cost calculation –

$$\text{Activity Time} \times \text{Probability} \times \text{Labor Rate} = \text{Cost}$$

The cost team used the most current loaded labor rates for each of the workgroups. (See Appendix Tab 13 for Loaded Labor Rates.)

UNE Order Types

There are six UNE order types. Following are descriptions of each order type:

1. New – a New order for Local Wholesale Service establishes a service for the first time or adds additional lines at an existing CLEC customer's location.
2. Change – a Change order applies when the CLEC requests changes in central office switch features for an existing local wholesale service; this can be either a "Change Feature" or a "Change Switch Feature Group" type order. A Change order also applies

when the CLEC requests a change in Central Office Interconnection – the cross-connect between the CLEC’s cage terminal block and GTE’s terminal block(s) on the Main Distributing Frame (MDF.)

3. **Disconnect** – a Disconnect order for Local Wholesale Service applies when the CLEC requests that all or a portion of a local wholesale service be removed.
4. **Record** – a Record order applies when the CLEC changes existing service records without changing the service itself. An example of a Record order is a change of the billing address.
5. **UNE-P Migration** – an UNE-P Migration order applies when the CLEC requests conversion of existing services: Retail to UNE-P and Resale to UNE-P. When the service is migrated from Retail or Resale to the UNE-P, GTE must change the switch translations to measured service.
 - **Migration As Is:** this order type occurs when an existing end user customer changes service from GTE to a CLEC, or from a CLEC to another CLEC, **and** the end user keeps the same service. This type order requires only the ordering function and FAC provisioning; it does not require central office, or field installation activities. “Migration As Is” is applicable only to POTS.
 - **Migration As Is + or –:** this order type differs from a “Migration As Is” order only in that the end-user wants to add or delete a vertical feature from his existing service. The central office switch must be updated for the requested feature change, and this is accomplished electronically.
 - **Migration As Specified:** this order type occurs when the end-user converts a portion of his GTE retail services (at a single location) or another CLEC’s services to UNEs provided by a CLEC. The CLEC specifies the services and service arrangements to be migrated.
6. **New UNE-P** – this order establishes a service for the first time. GTE will combine the loops and port, or otherwise finish a working service, on behalf of the CLEC. UNE-P is a measured service.

The cost team and SMEs determined the UNE process flows for each of these order types for each category of UNE products and services. Then they gathered the non-recurring cost data for the study.

Cost Categories

GTE – Florida

Unbundled Network Element (UNE) Non-Recurring Cost Study

UNE Provisioning

GTE's UNEs fall into four categories: Exchange – Basic, Exchange – Complex, Advanced/Special – Basic, and Advanced/Special – Complex. Each of these groupings has a distinct provisioning process and associated non-recurring costs. For each category, GTE has costed the activities required to pre-order, order, provision, and install the UNEs. (Descriptions of the UNEs are in the next section.)

There are two fundamental distinctions between the UNE categories. The first distinction is whether or not a service requires design/engineering. The Exchange services do not require design or engineering, whereas the Special/Advanced services are designed/engineered services with variables specific to the order placed by the CLEC. The Special/Advanced services require Circuit /Design Layout Records (CLR/DLR).

The second distinction is between Basic and Complex services. Basic services can be provisioned using standard network components maintained in inventory without specialized instructions for switch translations, routing, and service arrangements. The Complex services require special instructions for the provisioning of the service to meet the customer's needs. GTE uses a Data Gathering Form (DGF) to record and organize these instructions for translations and service arrangements.

The matrix below shows each category and its associated UNEs:

Exchange – Basic	Exchange – Complex	Special/Advanced – Basic	Special/Advanced – Complex
<ul style="list-style-type: none"> ◆ 2-Wire Analog Loop ◆ 4-Wire Analog Loop ◆ Basic Analog Line Side Port ◆ Vertical Features ◆ Interim Number Portability (INP) ◆ C.O. Interconnection ◆ Subloop Distribution 2-Wire Standard ◆ Subloop Distribution 4-Wire Standard ◆ Subloop Feeder 2-Wire Standard ◆ Subloop Feeder 4-Wire Standard ◆ Subloop Unbundled Customer Serving Terminal (Drop) ◆ Network Interface Device (NID) 	<ul style="list-style-type: none"> ◆ Complex Non-Digital Loop ◆ Subloop Distribution 2-Wire Non-loaded ◆ Subloop Distribution 4-Wire Non-loaded ◆ Subloop Feeder 2-Wire Non-loaded ◆ Subloop Feeder 4-Wire Non-loaded ◆ Loop Conditioning ◆ CentraNet Port ◆ ISDN BRI Digital Line Side Port ◆ Vertical Features ◆ Switch Feature Group ◆ Customized Routing OA/DA ◆ Line-sharing 	<ul style="list-style-type: none"> ● 2-Wire Digital Loop ◆ 4-Wire Digital Loop ◆ Entrance Facilities 	<ul style="list-style-type: none"> ◆ DS1 Loop ◆ DS3 Loop ◆ Dedicated Switched Access Line ◆ ISDN PRI Digital Trunk Side Port ◆ DS1 Digital Trunk Side Port ◆ Dedicated Switched Access Transport ◆ Dedicated Non-switched Transport ◆ SS7 Links ◆ STP Ports ◆ Dark Fiber ◆ Enhanced Extended Links (EELs) ● Entrance Facilities

UNE-Platform

In this NRC study, GTE also provides costs for the UNE-P. The platform is described in the following section.

OSS UNE

In this NRC study, GTE provides costs for access to OSS. GTE has identified two types of costs associated with OSS – Transition Costs and Transaction-specific Costs. Transition costs are the costs to upgrade existing OSS and the start-up costs to establish mechanized systems. These infrastructure changes were required to make GTE's OSS accessible to the CLECs. The transition costs include the one-time expenses to upgrade the five categories of OSS: pre-order, order, provisioning, repair/maintenance, and billing.

Transaction-specific costs are the costs incurred each time a CLEC places an order; these are the on-going OSS costs to process an LSR or ASR. These costs pertain to the non-recurring systems for pre-order, ordering, and provisioning.

The OSS UNE costs are contained in a separate module of this NRC study.

Other Services

In addition to the UNE costs, GTE provides costs for other services the CLEC may need in the provisioning of its LSR. These services are:

- **CLEC Account Establishment** – GTE establishes the CLEC account in each state that the CLEC requests. The NOMC receives the CLEC profile from the CLEC's account manager, reviews it for completeness, and then enters the CLEC profile information and creates summary bill masters in NOCV. Once the CLEC account has been established for a state, the CLEC may submit an LSR for processing.
- **Customer Service Record Search** – A CLEC may request GTE to perform a manual Customer Service Record (CSR) to obtain information about a potential customer's existing GTE services. The NOMC processes the request and returns the information to the CLEC. (If the CLEC performs a CSR search electronically via the Web-based Interactive Service Environment (WISE), there is no non-recurring cost.)
- **Coordinated Conversion** – A Coordinated Conversion may be requested by the CLEC for Exchange – Basic and Complex UNEs if it wants to establish a specific appointment for the completion of the service order. GTE contacts the CLEC for authorization to proceed prior to beginning work on the order, and contacts it after work is complete. This service includes only the additional costs caused by Coordinated Conversion and is in addition to the cost of the underlying LSR. The cost is per occurrence.

The NRC study develops costs for three steps required for a coordinated conversion:

Process 1 – identifies the costs for the NOMC service representative's call to provisioning to establish the time of the conversion and to set the appointment.

Process 2 – identifies the incremental costs of the Facility Assignment Center (FAC) personnel and Central Office Technician(s) to coordinate and cut the ordered UNEs in

conjunction with any outside plant work at the scheduled appointment time. There is an “Additional Cost” that applies for each delay of 15 minutes caused by the CLEC, e.g., if the start of the conversion is delayed beyond the end of the scheduled time or if the CLEC delays the conversion once it is underway.

Process 3 – identifies the costs of the field technician to coordinate and cut the ordered UNEs in conjunction with the central office and FAC personnel at the scheduled appointment time. There is an “Additional Cost” that applies for each delay of 15 minutes caused by the CLEC.

- **Hot Cut Coordinated Conversion** – This service is the Coordinated Conversion mentioned above with the added feature that the CLEC, the GTE coordinator and the GTE technicians remain on a conference call for the duration of the service order completion process. Each step of the process is completed sequentially following authorization from the CLEC. Because there is no way for GTE to estimate or control the amount of time required for a Hot Cut Coordinated Conversion, the cost developed is for a conversion lasting up to one hour. Additional costs will be incurred for each quarter hour thereafter at GTE’s Loaded Labor Rates for the GTE employees involved.
- **Expedite** – An Expedite refers to a request by a CLEC to advance the completion of the service order earlier than the next standard Due Date that is normally available. Instead of relying on the automated system for work schedule, an Expedite requires a manual appointment setting process in which NOMC personnel must contact the Division Resource Management group to determine if the earlier completion interval is feasible. In addition to the costs shown in this study, overtime charges may apply if the work is done outside of normal installation work time periods as authorized by the CLEC.

Description of the UNEs

Following is a description of each UNE included in this NRC study.

Unbundled Loops

Unbundled loops extend from a GTE central office up to the demarcation point at an end user’s premises.

2-wire Analog Loop is a voice frequency transmission facility suitable for the transport of analog voice signals between approximately 300 Hz to 3000 Hz, with line loss levels not to exceed 8.5 dB. A 2-wire Analog Loop may include load coils and bridged tap, as well as carrier derived facility components such as pair gain applications and loop concentrators/multiplexers. The 2-wire Analog Loop is an Exchange – Basic UNE.

4-wire Analog Loop is a voice frequency transmission facility suitable for the transport of analog voice signals between approximately 300 Hz to 3000 Hz, with line loss levels not to exceed 8.5 dB. A 4-wire Analog Loop may include load coils and bridged tap, as well as carrier derived

GTE – Florida

Unbundled Network Element (UNE) Non-Recurring Cost Study

facility components such as pair gain applications and loop concentrators/multiplexers. The 4-wire Analog Loop is an Exchange – Basic UNE.

Note: GTE does not guarantee data modem speeds on either 2-wire or 4-wire Analog Loops.

2-wire Digital Loop is a 2-wire transmission facility capable of transmitting digital signals up to 160 Kbps with no greater line loss than 38 dB end-to-end measured at 40 kHz without loop repeaters. Dependent upon loop make-up and length, midspan repeaters may be required; in which case line loss levels will be no greater than 76 dB at 40 kHz. In addition, a 2-wire Unbundled Digital Loop, dependent upon loop make-up, may be configured to support Enhanced Copper Technologies (ECTs) such as ADSL. When configured in this fashion, these loops must be provisioned over copper facilities that contain no load coils and minimum allowable bridged tap. The 2-wire Digital Loop is an Advanced/Special – Basic UNE.

4-wire Digital Loop is a 4-wire copper facility suitable for the transport of digital signaling. This loop type will contain no load coils and minimum allowable bridged tap. A 4-wire Digital Loop may be used by a CLEC to provision services such as ISDN- PRI or HDSL. The 4-wire digital UNE is not available where GTE has provisioned its local network utilizing Digital Line Concentrators (DLCs). GTE does not supply the electronics associated with these service types. The 4-wire Digital Loop is an Advanced/Special – Basic UNE.

DS1 Loop is a transmission facility that provides connectivity from the serving central office termination point to the network interface device located at the end user's premises. A DS1 Loop will support a digital transmission rate of 1.544 MBPS and contains no load coils and minimum allowable bridged tap. A DS1 Unbundled Loop includes the necessary electronics to provide the DS1 transmission rate. DS1 Unbundled Loops will be provided only when the electronics necessary to provide the DS1 functionality are currently available for the specific loop being requested. The DS1 Loop is an Advanced/Special – Complex UNE.

DS3 Loop is a transmission facility that provides connectivity from the serving central office DS3 termination point (typically a DS3 patch panel) to the network interface device located at the end user's premises. A DS3 will provide for 45 MBPS digital transmission channels. A DS3 Unbundled Loop offers a CLEC the ability to provision the equivalent of 28 DS1s or 672 DS0s (basic 64 KBPS digital channels). A DS3 Unbundled Loop includes the necessary electronics to provide the DS3 transmission rate. DS3 Unbundled Loops will be provided only when the electronics necessary to provide the DS3 functionality are currently available for the specific loop being requested. The DS3 Loop is an Advanced/Special – Complex UNE.

Subloop Unbundling

Unbundled Subloop Distribution is a transmission path that extends from the Feeder Distribution Interface (FDI), or its functional equivalent, at a GTE cross-connect box, to an end user customer premises. The NID at the end user premises is included with this subloop element. Subloop Distribution is an Exchange – Basic UNE. Unbundled Subloop distribution can be configured as:

- ◆ *2-Wire Standard Distribution* is a 2-wire transmission path that may include load coils, bridged tap, etc. This transmission path may include carrier derived facility components (i.e. pair gain applications, loop concentrators/multiplexers).
- ◆ *4-Wire Standard Distribution* is a 4-wire transmission path that may include load coils, bridged tap, etc. This transmission path may include carrier derived facility components (i.e. pair gain applications, loop concentrators/multiplexers).
- ◆ *2-Wire Non-Loaded Distribution* is a 2-wire transmission path without load coils or bridged tap. Dependent upon service technology, loop make-up, and length this facility may require line repeaters.
- ◆ *4-Wire Non-Loaded Distribution* is a 4-wire transmission without load coils or bridged tap. Dependent upon service technology, loop make-up, and length this facility may require line repeaters.

Unbundled Subloop Feeder is a transmission path that extends from the MDF located in a GTE central office to the FDI, or its functional equivalent, at a GTE cross-connect box. Unbundled subloop feeder is an Exchange – Basic UNE. Unbundled subloop feeder can be configured as:

- ◆ *2-Wire Standard Feeder* is a 2-wire transmission path that may include load coils, bridged tap, etc.
- ◆ *4-Wire Standard Feeder* is a 4-wire transmission path that may include load coils, bridged tap, etc.
- ◆ *2-Wire Non-loaded Feeder* is a 2-wire transmission path without load coils or bridged tap. Dependent upon service technology, loop make-up, and length this facility may require line repeaters.
- ◆ *4-Wire Non-loaded Feeder* is a 4-wire transmission path without load coils or bridged tap. Dependent upon service technology, loop make-up, and length this facility may require line repeaters.

Unbundled Customer Serving Terminal (drop) extends from a terminal, such as a pole or pedestal, to the end user premises and includes the NID. The unbundled drop is an Exchange – Basic UNE.

Dark Fiber

Dark Fiber is the unused fiber optic cable connecting two points within GTE's network. It is "dark" because it does not have electronics (i.e., terminating multiplexing equipment, electronic-to-optic conversion equipment, etc.) on either end of the fiber segment. The CLEC provides its own electronics equipment and signals on the fiber to make it "lit." Dark Fiber is an Advanced/Special – Complex UNE.

GTE – Florida

Unbundled Network Element (UNE) Non-Recurring Cost Study

In addition to ordering, provisioning and installation costs, GTE developed costs for pre-ordering activity for Dark Fiber. Pre-ordering activities are the assessment and evaluation of Dark Fiber availability on a specific network segment. GTE's Network Design group determines Dark Fiber availability for interoffice facilities, while the Access Design group determines it for the local loop.

Dark Fiber – Interoffice Facilities (IOF): An unused fiber strand that exists at the fiber splice box, or functional equivalent, located within the central office. Unbundled Dark Fiber – IOF is ordered by CLECs via the ASR process and the service order intervals will mirror those for the Dedicated Non-switched Transport UNE. Billing will be done through Carrier Access Billing System (CABS).

Dark Fiber – Local Loop: An unused fiber strand that exists between the fiber splice box, or functional equivalent, located within the central office, and the fiber splice box or patch panel located within a customer's premises. Unbundled Dark Fiber – Local Loop will be ordered by CLECs via the LSR process, and the service order intervals will mirror those for existing UNE Loop products. Billing will be done through the Customer Billing Services System (CBSS.)

Dark Fiber – Subloop Feeder: An unused fiber strand that exists between the fiber splice box, or functional equivalent, located within the central office, and the fiber splice box or patch panel at the GTE Remote Hut/DLC/CEV or accessible terminal. Unbundled Dark Fiber – Subloop Feeder will be ordered by CLECs via the LSR process, and the service order intervals will mirror those for existing UNE subloop products. Billing will be done through the Customer Billing Services System (CBSS.)

Dark Fiber – Subloop Distribution: An unused fiber strand that exists between the fiber splice box or patch panel located at the GTE Remote Hut/DLC, and the fiber splice box or patch panel located at the customer's premises. Unbundled Dark Fiber – Subloop Distribution will be ordered by CLECs via the LSR process, and the service order intervals will mirror those for existing UNE subloop products. Billing will be done through the Customer Billing Services System (CBSS.)

Unbundled Ports

A port provides for the interconnection of individual loops or trunks to the switching components of GTE's network. In general, a port is a line or trunk card (and associated peripheral equipment) in a GTE end office switch which serves as the hardware termination for the end-user's Exchange Service on that switch, generates dial tone, and provides the end-user access to the public switched telecommunications network. Each line-side port is typically associated with one (or more) telephone number(s), which serves as the end-user's network address.

- Basic Analog Line Side Port is a line side switch connection employed to provide basic residential and business type Exchange Service. This port is an Exchange – Basic UNE.
- CentraNet Line Side Port is a line side switch connection employed to provide CentraNet type services. The CentraNet port is an Exchange – Complex UNE.

GTE – Florida

Unbundled Network Element (UNE) Non-Recurring Cost Study

- ISDN BRI Digital Line Side Port is a Basic Rate Interface (BRI) line side switch connection employed to provide ISDN BRI Exchange service. The ISDN BRI port is an Exchange – Complex UNE.
- ISDN PRI Digital Trunk Side Port is a Primary Rate Interface (PRI) trunk side switch connection employed to provide ISDN PRI services. The ISDN PRI Trunk Side Port is an Advanced/Special – Complex UNE.
- DS1 Digital Trunk Side Port is a trunk side switch connection employed to provide the equivalent of 24 analog ports. The DS1 Digital Trunk Port is an advance/Special – Complex UNE.

A Port includes local switching which provides the basic switching functions to originate, route and terminate traffic, and any signaling required to complete a call.

Vertical features are optional services provided through software programming in the switch, which can be added on a per-feature basis with applicable costs.

Line Sharing

Line Sharing is the ability of two different service providers to offer two services over the same physical line, with each provider employing different frequencies to transport voice or data of their respective service. Line sharing consists of an xDSL-based service provisioned by a CLEC and the voiceband service provisioned by the GTE. Line sharing is an Exchange – Basic UNE.

Network Interface Device (NID)

The NID is the point of demarcation between GTE's network and the customer's inside wiring. The NID is available to CLECs on an unbundled basis; the NID provides the CLEC a point of connection to the customer's wiring. The NID is an Exchange – Basic UNE.

Interoffice Dedicated Transport (IDT)

Unbundled IDT is the transport facility associated with point-to-point dedicated circuits (special circuits) between GTE service wire centers (SWC). UNE IDT includes facilities to transport the circuit between the two GTE SWCs and the equipment required to terminate the inter-office facility (IOF) within each of these GTE SWCs. IDT is an Advanced/Special – Complex UNE.

CLEC Dedicated Transport (CDT)

CDT is the dedicated transport facility connecting the GTE SWC to the CLEC's central office location. UNE CDT includes the equipment required to terminate the transport within the CLEC's central office location and within the GTE SWC. UNE CDT also includes the transport facility between the two locations, but extends no further into GTE's network than the SWC. The termination of the service at the GTE SWC is at a DSX (DS3, DS1) or term block (DS0). CDT is an Advanced/Special – Complex UNE.

Signaling System 7 (SS7)

GTE's SS7 network uses signaling links to transmit routing messages between switches, and between switches and call-related databases. The signaling network includes a link that transmits signaling information in packets from the local switch to a signaling transfer point

GTE – Florida

Unbundled Network Element (UNE) Non-Recurring Cost Study

(STP). The link terminates on an STP port. The STP processes information contained in the packets and will:

- Route the call to the terminating end office and establish a call path on the voice network between the switches;
- Or will query a call-related database which returns customer information or call routing instructions to the switch.

GTE has unbundled its signaling network. The following elements are costed in this study:

- **SS7 Links:** A Links from end offices to STPs; B Links between STPs; and D Links between STPs.
- **STP Port Termination.**

The signaling link provides a dedicated transmission path to connect the CLEC location to GTE's STP. The links are provided in:

- 56 Kbps digital by Dedicated Switched Access Lines (DSALs)
- or DS1 formats by Dedicated Switched Access Transport (DSAT).

The 56 Kbps format provides connection to one port at the STP; the DS1 format provides an equivalence of 24 56 Kbps facilities for connection of up to 24 ports at the STP.

Both the SS7 Links and the STP Port Termination are Advanced/Special – Complex UNEs. The NRCs for the DS1 format and the 56 Kbps SS7 link are identified in the “Trunk Port” section of Network Wholesale Products in the cost worksheets.

Call-related Databases

Call-related databases are used in the signaling network for billing and collection, or for the transmission, routing, or other provision of telecommunications service. Access to GTE's call-related databases, such as Line Information Database (LIDB) and Toll-free Calling Database, is provided through the physical interconnection at the STP.

Advanced Intelligent Network (AIN) Platform and Architecture

Unbundled AIN is a product offering that allows the CLEC to take advantage of GTE's AIN infrastructure so that it may provide AIN services to its end users. Due to the complexity and number of options for AIN platform, the CLEC must submit a bona fide request (BFR) for unbundled AIN elements; there are no NRCs for AIN platform in this study.

Entrance Facilities

Entrance facilities provide a dedicated facility between a CLEC's POP and one or more end user locations. Entrance Facilities may be HiCap (DS1 or DS3) or lower capacity facilities (DS0). The DS1 and DS3 entrance facilities are Advanced/Special – Complex UNEs. The DS0 level entrance facility is an Advanced/Special – Basic UNE. The NRCs for entrance facilities are in the Network Wholesale Products section of the cost worksheets.

Enhanced Extended Link (EEL)

The combined elements that make up EELs are unbundled dedicated transport, multiplexing (if required), and unbundled loops. EELs do not require a collocation arrangement at each end

GTE – Florida

Unbundled Network Element (UNE) Non-Recurring Cost Study

office. The Enhanced Extended Link is an Advanced/Special – Complex UNE. The NRCs for EELs are in the Network Wholesale Products section of the cost worksheets.

UNE-P

Unbundled Network Element Platforms are combinations of unbundled ports, unbundled shared transport, and unbundled loops. These platforms will provide CLECs with residential and business local exchange service capability.

UNE Basic Analog Voice Grade Platform is an Exchange – Basic UNE that consists of the following components:

- 2-Wire Analog Loop or Complex Non-digital Loop
- Basic Analog Line Side Port
- Shared Transport

UNE ISDN BRI Platform is an Exchange – Complex Digital UNE that consists of the following components:

- 2-Wire Digital Loop
- ISDN BRI Digital Line Side Port
- Shared Transport

ISDN PRI Platform is an Advanced/Special – Complex UNE that consists of the following components:

- DS1 Loop
- ISDN PRI Digital Trunk Side Port
- Shared Transport

DS1 Platform is an Advanced/Special – Complex UNE that consists of the following components:

- DS1 Loop
- DS1 Digital Trunk Side Port
- Shared Transport

Custom Routing of Operator and Directory Assistance Service

Custom Routing provides the capability for routing of calls originating from CLEC lines to dedicated operator assisted or directory assisted trunk groups and the operator platform designated by the CLEC. A bona fide request (BFR) submitted after completion of an Interconnection Agreement is required for ordering of Custom Routing Service. NRCs for Custom Routing are for systems modifications, additional switch memory and labor costs for switch programming.

UNE NRC Study Organization

The UNE NRC study is organized into the following sections – 1) Summary of Costs, 2) Work Group Costs, and 3) OSS, 4) Customized Routing, and 5) Appendices of Data Inputs and supporting workpapers.

Following is the Summary of Costs.

GTE - Florida
Wholesale Non-recurring Cost Study
Unbundled Network Elements (UNEs)
Summary of Cost

Description	Mechanized Order Processing								
	Initial Line					Additional Lines			
	Ordering	Provisioning	Field Work		Total Cost	Provisioning	Field Work		Total Cost
			CO Work	Field Install.			CO Work	Field Install.	
S	T	U	V	W=Sum(S..V)	X	Y	Z	AA=Sum(X..Z)	
Unbundled Network Elements (UNEs)									
Exchange Products									
Sub-Loop Unbundling									
MDF Interconnection									
New	n/a								
Disconnect	n/a								
Change CO Interconnection	n/a								
FDI - Feeder Interconnection									
New	n/a								
Disconnect	n/a								
Change Facility Interconnection	n/a								
FDI - Distribution Interconnection									
New	n/a								
Disconnect	n/a								
Change Facility Interconnection	n/a								
Serving Terminal Interconnection									
New	n/a								
Disconnect	n/a								
Change Facility Interconnection	n/a								

Summary

Not Included in This Filing

vs 52000

13

14-FL 16
 Wholesale - June 2000

GTE - Florida
Wholesale Non-recurring Cost Study
Unbundled Network Elements (UNEs)
Summary of Cost

Description	Manual Order Processing								
	Initial Line					Additional Lines			
	Ordering	Provisioning	Field Work		Total Cost	Provisioning	Field Work		Total Cost
			CO Work	Field Install.			CO Work	Field Install.	
A	B	C	D	E=Sum(A..D)	F	G	H	I=Sum(F..H)	
Unbundled Network Elements (UNEs)									
Exchange Products									
Sub-Loop Unbundling									
MDF Interconnection									
New	\$20.26	\$8.06	\$6.63	\$25.20	\$60.15	\$8.06	\$5.67	\$12.97	\$26.70
Disconnect	\$9.90	\$5.37	\$3.13	\$0.26	\$18.66	\$5.37	\$2.17	\$0.26	\$7.81
Change CO Interconnection	\$8.85	\$5.37	\$8.80	\$0.00	\$23.03	\$5.37	\$7.85	\$0.00	\$13.22
FDI - Feeder Interconnection									
New	\$20.26	\$8.06	\$6.63	\$11.62	\$46.57	\$8.06	\$5.67	\$1.85	\$15.58
Disconnect	\$9.90	\$5.37	\$3.13	\$11.39	\$29.79	\$5.37	\$2.17	\$1.85	\$9.39
Change Facility Interconnection	\$8.85	\$5.37	\$0.00	\$11.62	\$25.84	\$5.37	\$0.00	\$1.85	\$7.22
FDI - Distribution Interconnection									
New	\$20.26	\$8.06	\$0.00	\$36.82	\$65.14	\$8.06	\$0.00	\$14.82	\$22.87
Disconnect	\$9.90	\$5.37	\$0.00	\$11.65	\$26.92	\$5.37	\$0.00	\$2.11	\$7.48
Change Facility Interconnection	\$8.85	\$5.37	\$0.00	\$11.62	\$25.84	\$5.37	\$0.00	\$1.85	\$7.22
Serving Terminal Interconnection									
New	\$20.26	\$8.06	\$0.00	\$7.86	\$36.18	\$8.06	\$0.00	\$1.04	\$9.10
Disconnect	\$9.90	\$5.37	\$0.00	\$7.70	\$22.97	\$5.37	\$0.00	\$1.04	\$6.41
Change Facility Interconnection	\$8.85	\$5.37	\$0.00	\$7.86	\$22.08	\$5.37	\$0.00	\$1.04	\$6.41

GTE - Florida
Wholesale Non-recurring Cost Study
Unbundled Network Elements (UNEs)
Summary of Cost

Description	Semi-Mechanized Order Processing								
	Initial Line					Additional Lines			
	Ordering	Provisioning	Field Work		Total Cost	Provisioning	Field Work		Total Cost
			CO Work	Field Install.			CO Work	Field Install.	
J	K	L	M	N=Sum(J..M)	O	P	Q	R=Sum(O..Q)	
Unbundled Network Elements (UNEs)									
Exchange Products									
Sub-Loop Unbundling									
MDF Interconnection									
New	\$13.74	\$8.06	\$6.63	\$25.20	\$53.63	\$8.06	\$5.67	\$12.97	\$26.70
Disconnect	\$6.98	\$5.37	\$3.13	\$0.26	\$15.74	\$5.37	\$2.17	\$0.26	\$7.81
Change CO Interconnection	\$5.67	\$5.37	\$8.80	\$0.00	\$19.85	\$5.37	\$7.85	\$0.00	\$13.22
FDI - Feeder Interconnection									
New	\$13.74	\$8.06	\$6.63	\$11.62	\$40.05	\$8.06	\$5.67	\$1.85	\$15.58
Disconnect	\$6.98	\$5.37	\$3.13	\$11.39	\$26.87	\$5.37	\$2.17	\$1.85	\$9.39
Change Facility Interconnection	\$5.67	\$5.37	\$0.00	\$11.62	\$22.66	\$5.37	\$0.00	\$1.85	\$7.22
FDI - Distribution Interconnection									
New	\$13.74	\$8.06	\$0.00	\$36.82	\$58.62	\$8.06	\$0.00	\$14.82	\$22.87
Disconnect	\$6.98	\$5.37	\$0.00	\$11.65	\$24.00	\$5.37	\$0.00	\$2.11	\$7.48
Change Facility Interconnection	\$5.67	\$5.37	\$0.00	\$11.62	\$22.66	\$5.37	\$0.00	\$1.85	\$7.22
Serving Terminal Interconnection									
New	\$13.74	\$8.06	\$0.00	\$7.86	\$29.66	\$8.06	\$0.00	\$1.04	\$9.10
Disconnect	\$6.98	\$5.37	\$0.00	\$7.70	\$20.05	\$5.37	\$0.00	\$1.04	\$6.41
Change Facility Interconnection	\$5.67	\$5.37	\$0.00	\$7.86	\$18.90	\$5.37	\$0.00	\$1.04	\$6.41

GTE - Florida
Wholesale Non-recurring Cost Study
Unbundled Network Elements (UNEs)
Summary of Cost

Description	Mechanized Order Processing								
	Initial Line					Additional Lines			
	Ordering	Provisioning	Field Work		Total Cost	Provisioning	Field Work		Total Cost
			CO Work	Field Install.			CO Work	Field Install.	
S	T	U	V	W=Sum(S..V)	X	Y	Z	AA=Sum(X..Z)	
Unbundled Network Elements (UNEs)									
Exchange Products									
Sub-Loop Unbundling									
MDF Interconnection									
New	n/a								
Disconnect	n/a								
Change CO Interconnection	n/a								
FDI - Feeder Interconnection									
New	n/a								
Disconnect	n/a								
Change Facility Interconnection	n/a								
FDI - Distribution Interconnection									
New	n/a								
Disconnect	n/a								
Change Facility Interconnection	n/a								
Serving Terminal Interconnection									
New	n/a								
Disconnect	n/a								
Change Facility Interconnection	n/a								

Not Included in This Filing

GTE - Florida
Wholesale Non-recurring Cost Study
Unbundled Network Elements (UNEs)
Summary of Cost

Description	Manual Order Processing								
	Initial Line					Additional Lines			
	Ordering	Provisioning	Field Work		Total Cost	Provisioning	Field Work		Total Cost
			CO Work	Field Install.			CO Work	Field Install.	
A	B	C	D	E=Sum(A..D)	F	G	H	I=Sum(F..H)	
Unbundled Network Elements (UNEs)									
Advanced/Special Products									
Dark Fiber									
Preordering									
Exchange Facilities	\$2.40	\$143.52	n/a	n/a	\$145.92	\$143.52	n/a	n/a	\$143.52
Interoffice Facilities	\$2.40	\$282.05	n/a	n/a	\$284.45	\$282.05	n/a	n/a	\$282.05
UNE Interoffice Dedicated Transport									
New	\$42.29	\$42.97	\$33.60	\$0.00	\$118.86	\$25.63	\$29.51	\$0.00	\$55.14
Disconnect	\$21.56	\$42.97	\$33.60	\$0.00	\$98.13	\$25.63	\$29.51	\$0.00	\$55.14
Unbundled Loop									
New	\$42.29	\$42.97	\$14.75	\$16.46	\$116.47	\$25.63	\$14.75	\$12.88	\$53.27
Disconnect	\$21.56	\$42.97	\$14.75	\$16.46	\$95.74	\$25.63	\$14.75	\$12.88	\$53.27
Sub-loop Feeder									
New	\$42.29	\$42.97	\$14.75	\$16.46	\$116.47	\$25.63	\$14.75	\$12.88	\$53.27
Disconnect	\$21.56	\$42.97	\$14.75	\$16.46	\$95.74	\$25.63	\$14.75	\$12.88	\$53.27
Sub-loop Distribution									
New	\$42.29	\$42.97	\$0.00	\$32.92	\$118.18	\$25.63	\$0.00	\$25.77	\$51.40
Disconnect	\$21.56	\$42.97	\$0.00	\$32.92	\$97.45	\$25.63	\$0.00	\$25.77	\$51.40

GTE - Florida
Wholesale Non-recurring Cost Study
Unbundled Network Elements (UNEs)
Summary of Cost

Description	Semi-Mechanized Order Processing								
	Initial Line					Additional Lines			
	Ordering	Provisioning	Field Work		Total Cost	Provisioning	Field Work		Total Cost
			CO Work	Field Install.			CO Work	Field Install.	
J	K	L	M	N=Sum(J..M)	O	P	Q	R=Sum(O..Q)	
Unbundled Network Elements (UNEs)									
Advanced/Special Products									
Dark Fiber									
Preordering									
Exchange Facilities	\$2.40	\$143.52	n/a	n/a	\$145.92	\$143.52	n/a	n/a	\$143.52
Interoffice Facilities	\$2.40	\$282.05	n/a	n/a	\$284.45	\$282.05	n/a	n/a	\$282.05
UNE Interoffice Dedicated Transport									
New	\$42.29	\$42.97	\$33.60	\$0.00	\$118.86	\$25.63	\$29.51	\$0.00	\$55.14
Disconnect	\$21.56	\$42.97	\$33.60	\$0.00	\$98.13	\$25.63	\$29.51	\$0.00	\$55.14
Unbundled Loop									
New	\$42.29	\$42.97	\$14.75	\$16.46	\$116.47	\$25.63	\$14.75	\$12.88	\$53.27
Disconnect	\$21.56	\$42.97	\$14.75	\$16.46	\$95.74	\$25.63	\$14.75	\$12.88	\$53.27
Sub-loop Feeder									
New	\$42.29	\$42.97	\$14.75	\$16.46	\$116.47	\$25.63	\$14.75	\$12.88	\$53.27
Disconnect	\$21.56	\$42.97	\$14.75	\$16.46	\$95.74	\$25.63	\$14.75	\$12.88	\$53.27
Sub-loop Distribution									
New	\$42.29	\$42.97	\$0.00	\$32.92	\$118.18	\$25.63	\$0.00	\$25.77	\$51.40
Disconnect	\$21.56	\$42.97	\$0.00	\$32.92	\$97.45	\$25.63	\$0.00	\$25.77	\$51.40

GTE - Florida
Wholesale Non-recurring Cost Study
Unbundled Network Elements (UNEs)
Summary of Cost

Description	Mechanized Order Processing								
	Initial Line					Additional Lines			
	Ordering	Provisioning	Field Work		Total Cost	Provisioning	Field Work		Total Cost
			CO Work	Field Install.			CO Work	Field Install.	
S	T	U	V	W=Sum(S..V)	X	Y	Z	AA=Sum(X..Z)	
Unbundled Network Elements (UNEs)									
Advanced/Special Products									
Dark Fiber									
Preordering									
Exchange Facilities	n/a								
Interoffice Facilities	n/a								
UNE Interoffice Dedicated Transport									
New	n/a								
Disconnect	n/a								
Unbundled Loop									
New	n/a								
Disconnect	n/a								
Sub-loop Feeder									
New	n/a								
Disconnect	n/a								
Sub-loop Distribution									
New	n/a								
Disconnect	n/a								

Not Included in This Filing

GTE - Florida
Wholesale Non-recurring Cost Study
Exchange and Advanced/Special Products and Network Wholesale Services
Summary of Cost

Description	Manual Order Processing				
	Per Order				
	Ordering	Provisioning	Field Work		Total Cost
			CO Work	Field Install.	
A	B	C	D	E=Sum(A..D)	
Exchange and Advanced/Special Products					
Network Interface Device (NID)	\$18.47	\$0.00	\$0.00	\$1.74	\$20.21
Coordinated Conversion					
Exchange Products					
Process 1					
Standard Interval	\$1.80	\$1.93	\$0.00	\$0.00	\$3.73
Process 2					
Standard Interval	\$0.00	\$5.78	\$6.94	\$0.00	\$12.73
Additional Interval	\$0.00	\$5.78	\$10.42	\$0.00	\$16.20
Process 3					
Standard Interval	\$0.00	\$0.00	\$3.47	\$9.05	\$12.52
Additional Interval	\$0.00	\$0.00	\$0.00	\$9.05	\$9.05
Advanced/Special Products					
Process 1					
Standard Interval	\$1.80	\$0.00	\$0.00	\$0.00	\$1.80
Process 2					
Standard Interval	\$0.00	\$0.00	\$6.94	\$0.00	\$6.94
Additional Interval	\$0.00	\$0.00	\$10.42	\$0.00	\$10.42
Process 3					
Standard Interval	\$0.00	\$0.00	\$3.47	\$9.05	\$12.52
Additional Interval	\$0.00	\$0.00	\$0.00	\$9.05	\$9.05

GTE - Florida
Wholesale Non-recurring Cost Study
Exchange and Advanced/Special Products and Network Wholesale Services
Summary of Cost

Description	Semi-Mechanized Order Processing				
	Per Order				
	Ordering	Provisioning	Field Work		Total Cost
			CO Work	Field Install.	
J	K	L	M	N=Sum(J..M)	
Exchange and Advanced/Special Products					
Network Interface Device (NID)	\$11.95	\$0.00	\$0.00	\$1.74	\$13.69
Coordinated Conversion					
Exchange Products					
Process 1					
Standard Interval	\$1.80	\$1.93	\$0.00	\$0.00	\$3.73
Process 2					
Standard Interval	\$0.00	\$5.78	\$6.94	\$0.00	\$12.73
Additional Interval	\$0.00	\$5.78	\$10.42	\$0.00	\$16.20
Process 3					
Standard Interval	\$0.00	\$0.00	\$3.47	\$9.05	\$12.52
Additional Interval	\$0.00	\$0.00	\$0.00	\$9.05	\$9.05
Advanced/Special Products					
Process 1					
Standard Interval	\$1.80	\$0.00	\$0.00	\$0.00	\$1.80
Process 2					
Standard Interval	\$0.00	\$0.00	\$6.94	\$0.00	\$6.94
Additional Interval	\$0.00	\$0.00	\$10.42	\$0.00	\$10.42
Process 3					
Standard Interval	\$0.00	\$0.00	\$3.47	\$9.05	\$12.52
Additional Interval	\$0.00	\$0.00	\$0.00	\$9.05	\$9.05

GTE - Florida
Wholesale Non-recurring Cost Study
Exchange and Advanced/Special Products and Network Wholesale Services
Summary of Cost

Description	Mechanized Order Processing				
	Per Order				
	Ordering	Provisioning	Field Work		Total Cost
			CO Work	Field Install.	
S	T	U	V	W=Sum(S..V)	
Exchange and Advanced/Special Products Network Interface Device (NID)	n/a				
Coordinated Conversion					
Exchange Products					
Process 1					
Standard Interval	n/a				
Process 2					
Standard Interval	n/a				
Additional Interval	n/a				
Process 3					
Standard Interval	n/a				
Additional Interval	n/a				
Advanced/Special Products					
Process 1					
Standard Interval	n/a				
Process 2					
Standard Interval	n/a				
Additional Interval	n/a				
Process 3					
Standard Interval	n/a				
Additional Interval	n/a				

Not Included in
This Filing

GTE - Florida
Wholesale Non-recurring Cost Study
Exchange and Advanced/Special Products and Network Wholesale Services
Summary of Cost

Description	Manual Order Processing				
	Per Order				
	Ordering	Provisioning	Field Work		Total Cost
			CO Work	Field Install.	
A	B	C	D	E=Sum(A..D)	
Exchange and Advanced/Special Products					
Hot Cut Coordinated Conversion					
Exchange Products					
Process 1					
Standard Interval	\$1.80	\$1.93	\$0.00	\$0.00	\$3.73
Process 2					
Standard Interval	\$0.00	\$23.14	\$27.77	\$0.00	\$50.91
Additional Interval	\$0.00	\$5.78	\$10.42	\$0.00	\$16.20
Process 3					
Standard Interval	\$0.00	\$0.00	\$13.89	\$36.19	\$50.08
Additional Interval	\$0.00	\$0.00	\$0.00	\$9.05	\$9.05
Advanced/Special Products					
Process 1					
Standard Interval	\$1.80	\$0.00	\$0.00	\$0.00	\$1.80
Process 2					
Standard Interval	\$0.00	\$0.00	\$27.77	\$0.00	\$27.77
Additional Interval	\$0.00	\$0.00	\$10.42	\$0.00	\$10.42
Process 3					
Standard Interval	\$0.00	\$0.00	\$13.89	\$36.19	\$50.08
Additional Interval	\$0.00	\$0.00	\$0.00	\$9.05	\$9.05

GTE - Florida
Wholesale Non-recurring Cost Study
Exchange and Advanced/Special Products and Network Wholesale Services
Summary of Cost

Description	Semi-Mechanized Order Processing				
	Per Order				
	Ordering	Provisioning	Field Work		Total Cost
			CO Work	Field Install.	
J	K	L	M	N=Sum(J..M)	
Exchange and Advanced/Special Products					
Hot Cut Coordinated Conversion					
Exchange Products					
Process 1					
Standard Interval	\$1.80	\$1.93	\$0.00	\$0.00	\$3.73
Process 2					
Standard Interval	\$0.00	\$23.14	\$27.77	\$0.00	\$50.91
Additional Interval	\$0.00	\$5.78	\$10.42	\$0.00	\$16.20
Process 3					
Standard Interval	\$0.00	\$0.00	\$13.89	\$36.19	\$50.08
Additional Interval	\$0.00	\$0.00	\$0.00	\$9.05	\$9.05
Advanced/Special Products					
Process 1					
Standard Interval	\$1.80	\$0.00	\$0.00	\$0.00	\$1.80
Process 2					
Standard Interval	\$0.00	\$0.00	\$27.77	\$0.00	\$27.77
Additional Interval	\$0.00	\$0.00	\$10.42	\$0.00	\$10.42
Process 3					
Standard Interval	\$0.00	\$0.00	\$13.89	\$36.19	\$50.08
Additional Interval	\$0.00	\$0.00	\$0.00	\$9.05	\$9.05

GTE - Florida
Wholesale Non-recurring Cost Study
Exchange and Advanced/Special Products and Network Wholesale Services
Summary of Cost

Description	Mechanized Order Processing				
	Per Order				
	Ordering	Provisioning	Field Work		Total Cost
			CO Work	Field Install.	
S	T	U	V	W=Sum(S..V)	
Exchange and Advanced/Special Products					
Hot Cut Coordinated Conversion					
Exchange Products					
Process 1					
Standard Interval	n/a				
Process 2					
Standard Interval	n/a				
Additional Interval	n/a				
Process 3					
Standard Interval	n/a				
Additional Interval	n/a				
Advanced/Special Products					
Process 1					
Standard Interval	n/a				
Process 2					
Standard Interval	n/a				
Additional Interval	n/a				
Process 3					
Standard Interval	n/a				
Additional Interval	n/a				

Not Included in
This Filing

GTE - Florida
Wholesale Non-recurring Cost Study
Exchange and Advanced/Special Products and Network Wholesale Services
Summary of Cost

Description	Manual Order Processing				
	Per Order				
	Ordering	Provisioning	Field Work		Total Cost
			CO Work	Field Install.	
A	B	C	D	E=Sum(A..D)	
Exchange and Advanced/Special Products					
Expedites					
Exchange Products	\$3.36	\$0.00	\$0.00	\$0.00	\$3.36
Advanced/Special Products	\$3.36	\$22.44	\$0.00	\$0.00	\$25.80
Preordering	\$2.97	\$0.00	\$0.00	\$0.00	\$2.97
Record Order	\$9.46	\$0.00	\$0.00	\$0.00	\$9.46
Customer Service Record Search	\$4.21	\$0.00	\$0.00	\$0.00	\$4.21
CLEC Account Establishment	\$166.32	\$0.00	\$0.00	\$0.00	\$166.32

GTE - Florida
 Wholesale Non-recurring Cost Study
 Exchange and Advanced/Special Products and Network Wholesale Services
 Summary of Cost

Description	Semi-Mechanized Order Processing				
	Per Order				
	Ordering	Provisioning	Field Work		Total Cost
			CO Work	Field Install.	
J	K	L	M	N=Sum(J..M)	
Exchange and Advanced/Special Products					
Expedites					
Exchange Products	\$3.36	\$0.00	\$0.00	\$0.00	\$3.36
Advanced/Special Products	\$3.36	\$22.44	\$0.00	\$0.00	\$25.80
Preordering	\$0.00	\$0.00	\$0.00	\$0.00	\$0.00
Record Order	\$7.21	\$0.00	\$0.00	\$0.00	\$7.21
Customer Service Record Search	\$0.00	\$0.00	\$0.00	\$0.00	\$0.00
CLEC Account Establishment	\$166.32	\$0.00	\$0.00	\$0.00	\$166.32

GTE - Florida
Wholesale Non-recurring Cost Study
Exchange and Advanced/Special Products and Network Wholesale Services
Summary of Cost

Description	Mechanized Order Processing				
	Per Order				
	Ordering	Provisioning	Field Work		Total Cost
			CO Work	Field Install.	
S	T	U	V	W=Sum(S..V)	
Exchange and Advanced/Special Products					
Expedites					
Exchange Products	n/a				
Advanced/Special Products	n/a				
Preordering	n/a				
Record Order	n/a				
Customer Service Record Search	n/a				
CLEC Account Establishment	n/a				

**Not Included in
This Filing**

GTE - Florida
Wholesale Non-recurring Cost Study
Non-volume Sensitive Costs
Summary of Cost

Description	Annual Total Cost	National Total Costs
Ordering		
NOMC Shared/Fixed Costs	\$18,800,590.05	
OSS		
Transaction Specific Costs		n/a
Transition Costs		
Incurred Transition Costs 1996 - 1998		n/a
1999 Capitalized OSS Transition Costs		n/a

GTE - Florida

Unbundled Network Element (UNE) Non-Recurring Cost Study

Ordering Function

This section addresses the costs of the non-recurring activities to pre-order and order Local Wholesale and Network Wholesale UNEs, UNE-Ps, and other services the CLEC may request with its order.

There are three centers involved in processing Local Service Requests (LSRs) and Access Service Requests (ASRs):

- ♦ The National Open Market Center (NOMC) serves as the single point of contact for pre-ordering and ordering local network UNEs. The NOMC offices are located in Durham, North Carolina, Ft. Wayne, Indiana, and Coeur d'Alene, Idaho.
- ♦ There is an off-line group within the National Access Subscription Services Center (NASSC) in San Angelo, Texas, responsible for entering all faxed LSRs (Manual Orders) into SIGS. Once the Manual Order is in SIGS, the NOMC is responsible for the rest of the order processing.
- ♦ The National Access Customer Center (NACC) processes all ASRs for the Network Wholesale UNEs.

Ordering Cost Methodology

GTE's cost team documented the pre-ordering and ordering process flows in the NOMC, NASSC, and NACC. (See Appendix Tab 15 for Process Flow Diagrams.) The process flows take into account system enhancements that will eliminate or modify work done by the Service Representatives.

The Pre-ordering and Ordering NRCs were developed from work sampling studies, time-and-motion studies, and estimates from Subject Matter Experts (SMEs).

The cost team used the most current Loaded Labor Rates for each of the workgroups. (See Appendix Tab 20 for Loaded Labor Rates.) The cost team calculated the costs for each type of UNE order using the standard non-recurring cost calculation –

$$\text{Activity Time} \times \text{Probability} \times \text{Labor Rate} = \text{Cost}$$

The process flows, data collection, and cost calculations for each of these centers are discussed below.

NOMC

The NOMC is staffed with Service Representatives who are involved in varying degrees with CLECs' pre-orders and orders. The LSR processing mode (manual, semi-mechanized, or mechanized) used by the CLEC and the complexity of the order determine the involvement of GTE's Service Representative in the pre-ordering and

GTE - Florida
Unbundled Network Element (UNE) Non-Recurring Cost Study

ordering processes. CLECs' pre-order requests and LSRs are the cost-drivers for the NOMC.

The following chart depicts the NOMC's Service Representative involvement for each of the order processing modes for New Exchange – Basic UNE service:

Manual Mode ¹	Semi-mechanized Mode	Mechanized Mode
<ul style="list-style-type: none"> • Order entry into SIGS/NOCV • Field visit determination • Telephone number assignment • Due date assignment • Provide Local Service Confirmation (LSC) to CLEC • Jeopardy notification • Follow-up phone call(s) 	<ul style="list-style-type: none"> • Order entry into NOCV • Provide LSC to CLEC • Jeopardy notification • Error correction 	<ul style="list-style-type: none"> • Error fall-out/CLEC notification ²

(For Exchange – Complex and Advanced/Special UNE services all order entry is currently done manually by the NOMC personnel regardless of the order receipt mode. For these types of orders, a GTE Service Representative inputs the order and, if applicable, the Data Gathering Form (DGF) into the system.)

NASSC

The Service Representatives in the NASSC enter all faxed orders into SIGS. The table below lists the tasks completed by the NASSC:

Manual Order Processing	Manual Order Editing
<ul style="list-style-type: none"> ♦ Log receipt of faxed LSR ♦ Determine LSOG number ♦ Manually note NOMC on LSR ♦ Enter LSR into tracking system ♦ Enter LSR into SIGS ♦ File manual LSR for editing 	<ul style="list-style-type: none"> ♦ Access Editor ♦ Review LSR for completeness ♦ Correct errors ♦ Verify changes; fax CLEC changes

Once the manual order is in SIGS and has been edited, further processing is done by the NOMC.

¹ A Service Representative in the NASSC enters the faxed LSR into SIGS.

² Approximately 22% of the New Basic Exchange UNE LSRs submitted electronically by the CLEC fall out of NOCV and require a GTE Service Representative to manually input the order.

GTE - Florida Unbundled Network Element (UNE) Non-Recurring Cost Study

NOMC and NASSC – Data Collection

The cost team conducted Work Sampling studies in the Durham NOMC and the San Angelo NASSC in 1999. Work Sampling is a method of work measurement. In this study, the cost managers estimated the proportions of time spent by the Service Representatives on the pre-ordering and ordering activities. These estimates are based on a large number of observations. The underlying assumption is that the proportion of time the activity is observed in the sample will be the proportion of time spent on the activity in general. After the cost team recorded their observations for the Work Sampling study, they worked with SMEs to determine the frequency of the activities for each of the order processing modes. Additionally, SMEs provided time estimates for activities that were not observed during the study. (See Appendix Tab 16 for details of the Work Sampling study.)

NOMC/NASSC: UNEs and Services

The NOMC/NASSC process all of the CLEC LSRs for Local Wholesale Products. Local Wholesale Products include the following UNEs:

<p>Exchange – Basic UNEs:</p> <ul style="list-style-type: none"> ♦ 2-wire Analog Loop ♦ 4-wire Analog Loop ♦ NID ♦ Analog Line Side Port ♦ Vertical Features ♦ INP ♦ Subloop Distribution-Standard ♦ Subloop Feeder-Standard ♦ Unbundled Customer Serving Terminal (drop) 	<p>Exchange – Complex UNEs</p> <ul style="list-style-type: none"> ♦ CentraNet Port ♦ ISDN BRI Port ♦ Switch Feature Group ♦ Complex Non-digital Loop ♦ Complex Digital Loop ♦ Subloop Distribution – Non-loaded ♦ Subloop Feeder – Non-loaded ♦ Loop Conditioning ♦ Line-sharing
<p>Advanced/Special – Basic UNEs:</p>	<p>Advanced/Special – Complex UNEs:</p>
<ul style="list-style-type: none"> ♦ 2-Wire Digital Loop ♦ 4-Wire Digital Loop 	<ul style="list-style-type: none"> ♦ DS1 Loop ♦ DS3 Loop

The cost team calculated the ordering costs for Local Wholesale UNEs on a *per order* basis.

GTE costed the following NOMC/NASSC responsibilities for UNEs:

CLEC Establishment – As described in the Introduction, GTE establishes an account in each state that the CLEC requests. Once the accounts are established, the CLEC can submit LSRs to GTE. The NOMC processes all of the CLEC Establishment requests.

GTE - Florida

Unbundled Network Element (UNE) Non-Recurring Cost Study

GTE's Service Representative receives and reviews the CLEC profile, then updates the billing usage tables for toll. This creates the bill masters in NOCV.

Pre-ordering Information – If the CLEC requests pre-order information for Exchange or Advanced/Special UNEs, the NOMC Service Representative enters the end-user customer information, provides a telephone number if requested, and verifies that vertical services are available if requested. The frequency of Pre-order requests was determined through Work Sampling in the NOMC. The cost for the manual look-up of Pre-ordering information is on a per occurrence basis.

Customer Service Record (CSR) Request – If the CLEC requests a CSR and the request cannot be completed electronically, the Service Representative processes the request, pulls the record, then faxes (or mails) it to the CLEC. The cost is per occurrence.

New Orders for Exchange – Basic UNE– New orders can be received electronically or via facsimile. GTE's NASSC Service Representative enters the faxed LSR into SIGS. LSRs received electronically are checked for errors by the front-end editor; if there are errors, the LSR is returned electronically to the CLEC. For both faxed and electronically submitted LSRs, the NOMC representative manually enters the new order into NOCV and sends the Local Service Confirmation (LSC) to the CLEC.

New Orders for Exchange – Basic UNE-P – For most of the Exchange – Basic UNE-Ps determination of field visit, telephone number assignment, and due date assignment is mechanized. The exceptions are:

- LSRs with more than twelve lines;
- LSRs with a field used that has not been defined by the Ordering and Billing Forum (OBF); and
- LSRs from CLECs using one of the fields on the LSR differently than how OBF has defined the field to be used.

A NOMC Service Representative processes the exceptions manually. (See Appendix Tab 15 for Process Flow diagrams of the Service Representative's activities for UNE orders.)

New Orders for Exchange – Complex UNE/UNE-P – These orders can be received electronically or via facsimile. The order processing, however, currently is done manually by the NOMC Service Representative because of the complexity of the service and the number of variables. Complex services require the Data Gathering Form (DGF); the DGF details system /station features and service configuration. The NOMC Service Representative enters the DGF information into the Gathering On-line Data (GOLD) system for distribution to the appropriate work centers. (See Appendix Tab 15 for Process Flows for UNE orders.)

New Orders for Advanced/Special UNEs – Orders for Advanced/Special Services – Basic and Complex can be received electronically or via facsimile. The order processing,

GTE - Florida

Unbundled Network Element (UNE) Non-Recurring Cost Study

however, is done manually by the NOMC Service Representative due to the number of variables, the complexity of the service, and because these services require designs.

UNE-P Migration Orders - As Is, As Is + or -, and As Specified Migration orders can be received electronically or via facsimile. The front end processing and the entry into the NOCV system are the same as for "New" UNE-P orders.

Change Orders – When a CLEC requests changes in vertical features, central office Switch Feature Groups or in central office wiring (C.O. Interconnection), the change order is used. (If the CLEC wants to add loops, ports, or other UNEs to an existing service, the new order process applies.) Change orders can be received electronically or via facsimile. GTE's NASSC Service Representative enters the faxed LSR into SIGS. LSRs received electronically are checked for errors by the front-end editor; if there are errors, the LSR is returned electronically to the CLEC. For both faxed and electronically submitted LSRs, the NOMC Representative enters the change order into NOCV and sends the LSC to the CLEC.

Disconnect Orders – Disconnect orders can be received electronically or via facsimile. GTE's NASSC Service Representative enters the faxed LSR into SIGS. LSRs received electronically are checked for errors by the front-end editor; if there are errors, the LSR is returned electronically to the CLEC. For both faxed and electronically submitted LSRs, the NOMC representative enters the disconnect order into NOCV and sends the LSC to the CLEC.

Record Orders – These orders can be received electronically or via facsimile. GTE's NASSC Service Representative enters the faxed LSR into SIGS. LSRs received electronically are checked for errors by the front-end editor; if there are errors, the LSR is returned electronically to the CLEC. For both faxed and electronically submitted LSRs, the NOMC representative enters the record into NOCV and sends the LSC to the CLEC.

Other Services – The NOMC Service Representative is involved in other services required by the CLEC, such as Coordinated Conversion, Hot Cut Coordinated Conversion, and Expedites.

- ♦ Coordinated Conversion/ Hot Cut Coordinated Conversion – When the NOMC receives the request from the CLEC, the Service Representative calls Provisioning to establish the time of the conversion and to set the appointment.
- ♦ Expedites – When the NOMC receives the request from the CLEC, the Service Representative calls the Division Resource Management Group to establish the expedited order and set the due date.

GTE - Florida
Unbundled Network Element (UNE) Non-Recurring Cost Study

NACC

The NACC processes all of the CLEC ASRs for Network Wholesale Products. Network Wholesale Products include the following UNEs and Access services:

- | | |
|-------------------------------------|---------------------------------|
| Dedicated Switched Access Lines | Entrance Facilities |
| Dedicated Switched Access Transport | Enhanced Extended Links (EEL) |
| SS7 Links | Interoffice Facility Dark Fiber |
| STP Ports | Entrance Facility Dark Fiber |
| Dedicated Non-Switched Transport | |

The CLEC sends an ASR to GTE's NACC using the EXACT system, fax or mail. When the ASR is received in the NACC, the Service Representative performs the following tasks:

Receipt via EXACT:	Receipt via fax or mail:
<ul style="list-style-type: none"> ◆ Reviews ASR for completeness and accuracy ◆ Receives facility information from other workgroups ◆ Clears any discrepancies with the CLEC ◆ Generates the Service Order Processor (SOP) to downstream workgroups. ◆ Receives a completion notice from SOP ◆ Posts completion notice in CABS and the EXACT system 	<ul style="list-style-type: none"> ◆ Logs receipt of ASR ◆ Enters ASR information into EXACT ◆ ASR is then processed like those received via the EXACT system.

Resource Management conducted a time and motion study of the activities required to process ASRs in the NACC. (See Appendix Tab 16 for details of the time and motion study.)

The cost team calculated the ordering costs for Network Wholesale UNEs on a *per order* basis.

NACC: UNEs and Services

GTE costed the following NACC responsibilities for UNEs:

New Order – This type order applies when the CLEC requests the installation of EELs, facilities and/or trunks; this can be for completely new facilities/trunks, or for an augment to existing facilities/trunk groups. An order for a facility with trunks will lead to the generation of two separate orders, one for the facility and one for the trunks that ride it.

Disconnect Order – This type of order applies when the CLEC requests the complete removal of an EEL, the cancellation of both the facility and associated trunks, or for the

GTE - Florida

Unbundled Network Element (UNE) Non-Recurring Cost Study

reduction in the number of trunks on a facility (without canceling the facility itself.) A disconnect order for a facility with trunks will lead to the generation of two separate orders, one for the facility and one for the trunks that ride it.

Change Order – This type of order applies when the CLEC requests the addition, modification, or removal of a feature or option of the existing service. Change orders do not apply to adding or removing trunks/facilities. A revision to a pending ASR is not considered a change order; it is a supplemental (“supp’d”) order.

There are two types of change orders: 1) Without Engineering Review, and 2) With Engineering Review. When a GTE Design Engineer or Design Technician is involved to ensure the modification will not change the circuit transmission parameters, there are additional non-recurring costs.

Dark Fiber Pre-ordering Information – If the CLEC requests pre-order information for Dark Fiber, the NACC Service Representative contacts the appropriate provisioning group. Once the assessment of availability is made, the information is forwarded to the CLEC.

Expedite – The NACC Service Representative must contact the Business Response Provisioning Center (BRPC) to set the due date requested by the CLEC.

Fixed Costs of Ordering

The Summary of Costs includes certain fixed non-recurring costs of Local Wholesale activities. These costs are not attributable to any particular Local Wholesale activity or order type. The ordering fixed costs are displayed as a national aggregate amount. These costs are in addition to the shared/fixed costs of Operations Support Systems (OSS) which are a separate module of the NRC Study entitled “OSS UNE Non-recurring Cost Study.” The OSS Transition and Transaction-specific costs are state-specific costs.

Summary of Ordering Costs

Following is the Summary of Ordering Costs for Local and Network Wholesale UNEs and other services.

GTE - Florida
Wholesale Non-recurring Cost Study
Ordering
Summary of Costs

Description	Source	Manual Order	Semi-Mechanized Order	Mechanized Order	Destination
		A=Source	B=Source	C=Source	
Unbundled Network Elements (UNEs)					
Exchange Products					
Sub-Loop Unbundling					
MDF Interconnection					
New	ORD-1	\$20.26	\$13.74	n/a	SUM-1..3
Disconnect	ORD-1	\$9.90	\$6.98	n/a	SUM-1..3
Change CO Interconnection	ORD-1	\$8.85	\$5.67	n/a	SUM-1..3
FDI - Feeder Interconnection					
New	ORD-2	\$20.26	\$13.74	n/a	SUM-1..3
Disconnect	ORD-2	\$9.90	\$6.98	n/a	SUM-1..3
Change Facility Interconnection	ORD-2	\$8.85	\$5.67	n/a	SUM-1..3
FDI - Distribution Interconnection					
New	ORD-3	\$20.26	\$13.74	n/a	SUM-1..3
Disconnect	ORD-3	\$9.90	\$6.98	n/a	SUM-1..3
Change Facility Interconnection	ORD-3	\$8.85	\$5.67	n/a	SUM-1..3
Serving Terminal Interconnection					
New	ORD-4	\$20.26	\$13.74	n/a	SUM-1..3
Disconnect	ORD-4	\$9.90	\$6.98	n/a	SUM-1..3
Change Facility Interconnection	ORD-4	\$8.85	\$5.67	n/a	SUM-1..3

GTE - Florida
Wholesale Non-recurring Cost Study
Ordering
Summary of Costs

Description	Source	Semi-Mechanized Order			Destination
		Manual Order	Mechanized Order	Mechanized Order	
		A=Source	B=Source	C=Source	
Unbundled Network Elements (UNEs)					
Advanced/Special Products					
Dark Fiber					
Preordering					
Exchange Facilities	ORD-5	\$2.40	\$2.40	n/a	SUM-4.6
Interoffice Facilities	ORD-5	\$2.40	\$2.40	n/a	SUM-4.6
UNE Interoffice Dedicated Transport					
New	ORD-5	\$42.29	\$42.29	n/a	SUM-4.6
Disconnect	ORD-5	\$21.56	\$21.56	n/a	SUM-4.6
Unbundled Loop					
New	ORD-5	\$42.29	\$42.29	n/a	SUM-4.6
Disconnect	ORD-5	\$21.56	\$21.56	n/a	SUM-4.6
Sub-loop Feeder					
New	ORD-5	\$42.29	\$42.29	n/a	SUM-4.6
Disconnect	ORD-5	\$21.56	\$21.56	n/a	SUM-4.6
Sub-loop Distribution					
New	ORD-5	\$42.29	\$42.29	n/a	SUM-4.6
Disconnect	ORD-5	\$21.56	\$21.56	n/a	SUM-4.6

GTE - Florida
Wholesale Non-recurring Cost Study
Ordering
Summary of Costs

Description	Source	Semi-Mechanized Order			Destination
		Manual Order	Mechanized Order	Mechanized Order	
		A=Source	B=Source	C=Source	
Exchange and Advanced/Special Products Network Interface Device (NID)	ORD-6	\$18.47	\$11.95	n/a	SUM-7..9
Coordinated Conversion Exchange Products					
Process 1					
Standard Interval	ORD-7	\$1.80	\$1.80	n/a	SUM-7..9
Process 2					
Standard Interval	ORD-7	\$0.00	\$0.00	n/a	SUM-7..9
Additional Interval	ORD-7	\$0.00	\$0.00	n/a	SUM-7..9
Process 3					
Standard Interval	ORD-7	\$0.00	\$0.00	n/a	SUM-7..9
Additional Interval	ORD-7	\$0.00	\$0.00	n/a	SUM-7..9
Advanced/Special Products					
Process 1					
Standard Interval	ORD-7	\$1.80	\$1.80	n/a	SUM-7..9
Process 2					
Standard Interval	ORD-7	\$0.00	\$0.00	n/a	SUM-7..9
Additional Interval	ORD-7	\$0.00	\$0.00	n/a	SUM-7..9
Process 3					
Standard Interval	ORD-7	\$0.00	\$0.00	n/a	SUM-7..9
Additional Interval	ORD-7	\$0.00	\$0.00	n/a	SUM-7..9

14-FL 10
Wholesale - June 2000

GTE - Florida
Wholesale Non-recurring Cost Study
Ordering
Summary of Costs

Description	Source	Semi-Mechanized Order			Destination
		Manual Order A=Source	Order B=Source	Order C=Source	
Exchange and Advanced/Special Products					
Hot Cut Coordinated Conversion					
Exchange Products					
Process 1					
Standard Interval	ORD-8	\$1.80	\$1.80	n/a	SUM-10..12
Process 2					
Standard Interval	ORD-8	\$0.00	\$0.00	n/a	SUM-10..12
Additional Interval	ORD-8	\$0.00	\$0.00	n/a	SUM-10..12
Process 3					
Standard Interval	ORD-8	\$0.00	\$0.00	n/a	SUM-10..12
Additional Interval	ORD-8	\$0.00	\$0.00	n/a	SUM-10..12
Advanced/Special Products					
Process 1					
Standard Interval	ORD-8	\$1.80	\$1.80	n/a	SUM-10..12
Process 2					
Standard Interval	ORD-8	\$0.00	\$0.00	n/a	SUM-10..12
Additional Interval	ORD-8	\$0.00	\$0.00	n/a	SUM-10..12
Process 3					
Standard Interval	ORD-8	\$0.00	\$0.00	n/a	SUM-10..12
Additional Interval	ORD-8	\$0.00	\$0.00	n/a	SUM-10..12

GTE - Florida
Wholesale Non-recurring Cost Study
Ordering
Summary of Costs

Description	Source	Semi-Mechanized Order			Destination
		Manual Order A=Source	Order B=Source	Order C=Source	
Exchange and Advanced/Special Products					
Expedites					
Exchange Products	ORD-9	\$3.36	\$3.36	n/a	SUM-13..15
Advanced/Special Products	ORD-9	\$3.36	\$3.36	n/a	SUM-13..15
Preordering	ORD-9	\$2.97	\$0.00	n/a	SUM-13..15
Record Order	ORD-9	\$9.46	\$7.21	n/a	SUM-13..15
Customer Service Record Search	ORD-9	\$4.21	\$0.00	n/a	SUM-13..15
CLEC Account Establishment	ORD-9	\$166.32	\$166.32	n/a	SUM-13..15

)))

GTE - Florida
Wholesale Non-recurring Cost Study
Ordering
Summary of Costs

Description	Source	Annual Cost	Destination
NOMC Shared/Fixed Costs		A=Source	
	AOIS-7	\$18,800,590.05	SUM-10

GTE - Florida
Wholesale Non-recurring Cost Study
Ordering
Cost Calculations

Description	Source	LLR per Minute	Manual Order		Semi-Mechanized Order		Mechanized Order		Destination
			Minutes per Order	Cost per Order	Minutes per Order	Cost per Order	Minutes per Order	Cost per Order	
		A=Source	B=Source	C=A*B	D=Source	E=A*D	F=Source	G=A*F	
Unbundled Network Elements (UNEs)									
Exchange Products									
Sub-Loop Unbundling									
MDF Interconnection									
New									
Manual LSR Receipt	AOIS-1	\$0.32	1.97	\$0.63					
Manual LSR Entry	AOIS-1	\$0.32	14.51	\$4.64					
Manual LSR Edit	AOIS-1	\$0.32	3.75	\$1.20					
Order Processing	AOIS-2	\$0.36	33.10	\$11.92	33.10	\$11.92	n/a	n/a	
Off-line Processing	AOIS-1	\$0.36	5.18	\$1.87	5.05	\$1.82	n/a	n/a	
Total				\$20.26		\$13.74		n/a	ORS-1
Disconnect									
Manual LSR Receipt	AOIS-1	\$0.32	1.97	\$0.63					
Manual LSR Entry	AOIS-1	\$0.32	5.07	\$1.62					
Manual LSR Edit	AOIS-1	\$0.32	1.95	\$0.62					
Order Processing	AOIS-2	\$0.36	14.33	\$5.16	14.33	\$5.16	n/a	n/a	
Off-line Processing	AOIS-1	\$0.36	5.18	\$1.87	5.05	\$1.82	n/a	n/a	
Total				\$9.90		\$6.98		n/a	ORS-1
Change CO Interconnection									
Manual LSR Receipt	AOIS-1	\$0.32	1.97	\$0.63					
Manual LSR Entry	AOIS-1	\$0.32	5.46	\$1.75					
Manual LSR Edit	AOIS-1	\$0.32	2.34	\$0.75					
Order Processing	AOIS-2	\$0.36	10.70	\$3.85	10.70	\$3.85	n/a	n/a	
Off-line Processing	AOIS-1	\$0.36	5.18	\$1.87	5.05	\$1.82	n/a	n/a	
Total				\$8.85		\$5.67		n/a	ORS-1

GTE - Florida
 Wholesale Non-recurring Cost Study
 Ordering
 Cost Calculations

Description	Source	LLR per Minute	Manual Order		Semi-Mechanized Order		Mechanized Order		Destination
			Minutes per Order	Cost per Order	Minutes per Order	Cost per Order	Minutes per Order	Cost per Order	
		A=Source	B=Source	C=A*B	D=Source	E=A*D	F=Source	G=A*F	
Unbundled Network Elements (UNEs)									
Exchange Products									
Sub-Loop Unbundling									
FDI - Feeder Interconnection									
New									
Manual LSR Receipt	AOIS-1	\$0.32	1.97	\$0.63					
Manual LSR Entry	AOIS-1	\$0.32	14.51	\$4.64					
Manual LSR Edit	AOIS-1	\$0.32	3.75	\$1.20					
Order Processing	AOIS-2	\$0.36	33.10	\$11.92	33.10	\$11.92	n/a	n/a	
Off-line Processing	AOIS-1	\$0.36	5.18	\$1.87	5.05	\$1.82	n/a	n/a	
Total				\$20.26		\$13.74		n/a	ORS-1
Disconnect									
Manual LSR Receipt	AOIS-1	\$0.32	1.97	\$0.63					
Manual LSR Entry	AOIS-1	\$0.32	5.07	\$1.62					
Manual LSR Edit	AOIS-1	\$0.32	1.95	\$0.62					
Order Processing	AOIS-2	\$0.36	14.33	\$5.16	14.33	\$5.16	n/a	n/a	
Off-line Processing	AOIS-1	\$0.36	5.18	\$1.87	5.05	\$1.82	n/a	n/a	
Total				\$9.90		\$6.98		n/a	ORS-1
Change Facility Connection									
Manual LSR Receipt	AOIS-1	\$0.32	1.97	\$0.63					
Manual LSR Entry	AOIS-1	\$0.32	5.46	\$1.75					
Manual LSR Edit	AOIS-1	\$0.32	2.34	\$0.75					
Order Processing	AOIS-2	\$0.36	10.70	\$3.85	10.70	\$3.85	n/a	n/a	
Off-line Processing	AOIS-1	\$0.36	5.18	\$1.87	5.05	\$1.82	n/a	n/a	
Total				\$8.85		\$5.67		n/a	ORS-1

14-FL 15
 Wholesale - June 2000

GTE - Florida
Wholesale Non-recurring Cost Study
Ordering
Cost Calculations

Description	Source	LLR per Minute	Manual Order		Semi-Mechanized Order		Mechanized Order		Destination
			Minutes per Order	Cost per Order	Minutes per Order	Cost per Order	Minutes per Order	Cost per Order	
		A=Source	B=Source	C=A*B	D=Source	E=A*D	F=Source	G=A*F	
Unbundled Network Elements (UNEs)									
Exchange Products									
Sub-Loop Unbundling									
FDI - Distribution Interconnection									
New									
Manual LSR Receipt	AOIS-1	\$0.32	1.97	\$0.63					
Manual LSR Entry	AOIS-1	\$0.32	14.51	\$4.64					
Manual LSR Edit	AOIS-1	\$0.32	3.75	\$1.20					
Order Processing	AOIS-2	\$0.36	33.10	\$11.92	33.10	\$11.92	n/a	n/a	
Off-line Processing	AOIS-1	\$0.36	5.18	\$1.87	5.05	\$1.82	n/a	n/a	
Total				\$20.26		\$13.74		n/a	ORS-1
Disconnect									
Manual LSR Receipt	AOIS-1	\$0.32	1.97	\$0.63					
Manual LSR Entry	AOIS-1	\$0.32	5.07	\$1.62					
Manual LSR Edit	AOIS-1	\$0.32	1.95	\$0.62					
Order Processing	AOIS-2	\$0.36	14.33	\$5.16	14.33	\$5.16	n/a	n/a	
Off-line Processing	AOIS-1	\$0.36	5.18	\$1.87	5.05	\$1.82	n/a	n/a	
Total				\$9.90		\$6.98		n/a	ORS-1
Change Facility Connection									
Manual LSR Receipt	AOIS-1	\$0.32	1.97	\$0.63					
Manual LSR Entry	AOIS-1	\$0.32	5.46	\$1.75					
Manual LSR Edit	AOIS-1	\$0.32	2.34	\$0.75					
Order Processing	AOIS-2	\$0.36	10.70	\$3.85	10.70	\$3.85	n/a	n/a	
Off-line Processing	AOIS-1	\$0.36	5.18	\$1.87	5.05	\$1.82	n/a	n/a	
Total				\$8.85		\$5.67		n/a	ORS-1

GTE - Florida
 Wholesale Non-recurring Cost Study
 Ordering
 Cost Calculations

Description	Source	Manual Order		Semi-Mechanized Order		Mechanized Order		Destination	
		LLR per Minute	Minutes per Order	Cost per Order	Minutes per Order	Cost per Order	Minutes per Order		Cost per Order
		A=Source	B=Source	C=A*B	D=Source	E=A*D	F=Source	G=A*F	
Unbundled Network Elements (UNEs)									
Exchange Products									
Sub-Loop Unbundling									
Serving Terminal Interconnection									
New									
Manual LSR Receipt	AOIS-1	\$0.32	1.97	\$0.63					
Manual LSR Entry	AOIS-1	\$0.32	14.51	\$4.64					
Manual LSR Edit	AOIS-1	\$0.32	3.75	\$1.20					
Order Processing	AOIS-2	\$0.36	33.10	\$11.92	33.10	\$11.92	n/a	n/a	
Off-line Processing	AOIS-1	\$0.36	5.18	\$1.87	5.05	\$1.82	n/a	n/a	
Total				\$20.26		\$13.74		n/a	ORS-1
Disconnect									
Manual LSR Receipt	AOIS-1	\$0.32	1.97	\$0.63					
Manual LSR Entry	AOIS-1	\$0.32	5.07	\$1.62					
Manual LSR Edit	AOIS-1	\$0.32	1.95	\$0.62					
Order Processing	AOIS-2	\$0.36	14.33	\$5.16	14.33	\$5.16	n/a	n/a	
Off-line Processing	AOIS-1	\$0.36	5.18	\$1.87	5.05	\$1.82	n/a	n/a	
Total				\$9.90		\$6.98		n/a	ORS-1
Change Facility Connection									
Manual LSR Receipt	AOIS-1	\$0.32	1.97	\$0.63					
Manual LSR Entry	AOIS-1	\$0.32	5.46	\$1.75					
Manual LSR Edit	AOIS-1	\$0.32	2.34	\$0.75					
Order Processing	AOIS-2	\$0.36	10.70	\$3.85	10.70	\$3.85	n/a	n/a	
Off-line Processing	AOIS-1	\$0.36	5.18	\$1.87	5.05	\$1.82	n/a	n/a	
Total				\$8.85		\$5.67		n/a	ORS-1

14-FL 17
 Wholesale - June 2000

GTE - Florida
 Wholesale Non-recurring Cost Study
 Ordering
 Cost Calculations

Description	Source	Manual Order			Semi-Mechanized Order		Mechanized Order		Destination
		LLR per Minute	Minutes per Order	Cost per Order	Minutes per Order	Cost per Order	Minutes per Order	Cost per Order	
		A=Source	B=Source	C=A*B	D=Source	E=A*D	F=Source	G=A*F	
Unbundled Network Elements (UNEs)									
Advanced/Special Products									
Dark Fiber									
Preordering									
Exchange Facilities	AOIS-3	\$0.48	5.00	\$2.40	5.00	\$2.40	n/a	n/a	ORS-2
Interoffice Facilities	AOIS-3	\$0.48	5.00	\$2.40	5.00	\$2.40	n/a	n/a	ORS-2
UNE Interoffice Dedicated Transport									
New	AOIS-3	\$0.48	88.10	\$42.29	88.10	\$42.29	n/a	n/a	ORS-2
Disconnect	AOIS-3	\$0.48	44.92	\$21.56	44.92	\$21.56	n/a	n/a	ORS-2
Unbundled Loop									
New	AOIS-3	\$0.48	88.10	\$42.29	88.10	\$42.29	n/a	n/a	ORS-2
Disconnect	AOIS-3	\$0.48	44.92	\$21.56	44.92	\$21.56	n/a	n/a	ORS-2
Sub-loop Feeder									
New	AOIS-3	\$0.48	88.10	\$42.29	88.10	\$42.29	n/a	n/a	ORS-2
Disconnect	AOIS-3	\$0.48	44.92	\$21.56	44.92	\$21.56	n/a	n/a	ORS-2
Sub-loop Distribution									
New	AOIS-3	\$0.48	88.10	\$42.29	88.10	\$42.29	n/a	n/a	ORS-2
Disconnect	AOIS-3	\$0.48	44.92	\$21.56	44.92	\$21.56	n/a	n/a	ORS-2

GTE - Florida
 Wholesale Non-recurring Cost Study
 Ordering
 Cost Calculations

Description	Source	Manual Order		Semi-Mechanized Order		Mechanized Order		Destination	
		LLR per Minute	Minutes per Order	Cost per Order	Minutes per Order	Cost per Order	Minutes per Order		Cost per Order
		A=Source	B=Source	C=A*B	D=Source	E=A*D	F=Source	G=A*F	
Exchange and Advanced/Special Products Network Interface Device (NID)									
Manual LSR Receipt	AOIS-1	\$0.32	1.97	\$0.63					
Manual LSR Entry	AOIS-1	\$0.32	14.51	\$4.64					
Manual LSR Edit	AOIS-1	\$0.32	3.75	\$1.20					
Order Processing	AOIS-4	\$0.36	28.14	\$10.13	28.14	\$10.13	n/a	n/a	
Off-line Processing	AOIS-1	\$0.36	5.18	\$1.87	5.05	\$1.82	n/a	n/a	
Total				<u>\$18.47</u>		<u>\$11.95</u>		<u>n/a</u>	ORS-3

GTE - Florida
Wholesale Non-recurring Cost Study
Ordering
Cost Calculations

Description	Source	Manual Order			Semi-Mechanized Order		Mechanized Order		Destination
		LLR per Minute	Minutes per Order	Cost per Order	Minutes per Order	Cost per Order	Minutes per Order	Cost per Order	
		A=Source	B=Source	C=A*B	D=Source	E=A*D	F=Source	G=A*F	
Exchange and Advanced/Special Products									
Coordinated Conversion									
Exchange Products									
Process 1									
Standard Interval	AOIS-4	\$0.36	5.00	\$1.80	5.00	\$1.80	n/a	n/a	ORS-3
Process 2									
Standard Interval	AOIS-4	\$0.36	n/a	\$0.00	n/a	\$0.00	n/a	n/a	ORS-3
Additional Interval	AOIS-4	\$0.36	n/a	\$0.00	n/a	\$0.00	n/a	n/a	ORS-3
Process 3									
Standard Interval	AOIS-4	\$0.36	n/a	\$0.00	n/a	\$0.00	n/a	n/a	ORS-3
Additional Interval	AOIS-4	\$0.36	n/a	\$0.00	n/a	\$0.00	n/a	n/a	ORS-3
Advanced/Special									
Process 1									
Standard Interval	AOIS-4	\$0.36	5.00	\$1.80	5.00	\$1.80	n/a	n/a	ORS-3
Process 2									
Standard Interval	AOIS-4	\$0.36	n/a	\$0.00	n/a	\$0.00	n/a	n/a	ORS-3
Additional Interval	AOIS-4	\$0.36	n/a	\$0.00	n/a	\$0.00	n/a	n/a	ORS-3
Process 3									
Standard Interval	AOIS-4	\$0.36	n/a	\$0.00	n/a	\$0.00	n/a	n/a	ORS-3
Additional Interval	AOIS-4	\$0.36	n/a	\$0.00	n/a	\$0.00	n/a	n/a	ORS-3

GTE - Florida
Wholesale Non-recurring Cost Study
Ordering
Cost Calculations

Description	Source	Manual Order		Semi-Mechanized Order		Mechanized Order		Destination	
		LLR per Minute A=Source	Minutes per Order B=Source	Cost per Order C=A*B	Minutes per Order D=Source	Cost per Order E=A*D	Minutes per Order F=Source		Cost per Order G=A*F
Exchange and Advanced/Special Products									
Hot Cut Coordinated Conversion									
Exchange									
Process 1									
Standard Interval	AOIS-5	\$0.36	5.00	\$1.80	5.00	\$1.80	n/a	n/a	ORS-4
Process 2									
Standard Interval	AOIS-5	\$0.36	n/a	\$0.00	n/a	\$0.00	n/a	n/a	ORS-4
Additional Interval	AOIS-5	\$0.36	n/a	\$0.00	n/a	\$0.00	n/a	n/a	ORS-4
Process 3									
Standard Interval	AOIS-5	\$0.36	n/a	\$0.00	n/a	\$0.00	n/a	n/a	ORS-4
Additional Interval	AOIS-5	\$0.36	n/a	\$0.00	n/a	\$0.00	n/a	n/a	ORS-4
Advanced/Special									
Process 1									
Standard Interval	AOIS-5	\$0.36	5.00	\$1.80	5.00	\$1.80	n/a	n/a	ORS-4
Process 2									
Standard Interval	AOIS-5	\$0.36	n/a	\$0.00	n/a	\$0.00	n/a	n/a	ORS-4
Additional Interval	AOIS-5	\$0.36	n/a	\$0.00	n/a	\$0.00	n/a	n/a	ORS-4
Process 3									
Standard Interval	AOIS-5	\$0.36	n/a	\$0.00	n/a	\$0.00	n/a	n/a	ORS-4
Additional Interval	AOIS-5	\$0.36	n/a	\$0.00	n/a	\$0.00	n/a	n/a	ORS-4

GTE - Florida
 Wholesale Non-recurring Cost Study
 Ordering
 Cost Calculations

Description	Source	LLR per Minute A=Source	Manual Order		Semi-Mechanized Order		Mechanized Order		Destination
			Minutes per Order B=Source	Cost per Order C=A*B	Minutes per Order D=Source	Cost per Order E=A*D	Minutes per Order F=Source	Cost per Order G=A*F	
Exchange and Advanced/Special Products									
Expedites									
Exchange	AOIS-6	\$0.36	9.33	\$3.36	9.33	\$3.36	n/a	n/a	ORS-5
Advanced/Special	AOIS-6	\$0.36	9.33	\$3.36	9.33	\$3.36	n/a	n/a	ORS-5
Preordering	AOIS-6	\$0.36	8.25	\$2.97	0.00	\$0.00	n/a	n/a	ORS-5
Record Order									
Manual LSR Receipt	AOIS-1	\$0.32	1.97	\$0.63					
Manual LSR Entry	AOIS-1	\$0.32	3.11	\$1.00					
Manual LSR Edit	AOIS-1	\$0.32	1.78	\$0.57					
Order Processing	AOIS-6	\$0.36	14.97	\$5.39	14.97	\$5.39	n/a	n/a	
Off-line Processing	AOIS-1	\$0.36	5.18	\$1.87	5.05	\$1.82	n/a	n/a	
Total				\$9.46		\$7.21		n/a	ORS-5
Customer Service Record Search	AOIS-6	\$0.36	11.69	\$4.21	0.00	\$0.00	n/a	n/a	ORS-5
CLEC Account Establishment	AOIS-6	\$0.36	462.00	\$166.32	462.00	\$166.32	n/a	n/a	ORS-5

GTE – Florida

Unbundled Network Element (UNE) Non-Recurring Cost Study

Provisioning Function

This section addresses the costs of the non-recurring activities to provision Local Wholesale and Network Wholesale UNEs, UNE-Ps, and other services the CLEC may request with its order. Provisioning for Exchange – Basic and Complex UNE/UNE-Ps is very different from the provisioning required for Advanced/Special UNEs.

Exchange UNE/UNE-Ps

Provisioning activities include facility assignment and switch translations (if required). Exchange UNEs require manual provisioning. For the Exchange – Basic UNE-Ps much of the provisioning is automated. The Exchange – Basic services can be provisioned using standard network components maintained in inventory without specialized switch translations. The Facility Assignment Center (FAC) consists of the Select, Special Products Assignment Group (SPAG), and Provisioning Support groups. These groups are involved only when there is system fall-out requiring manual assignment and switch updates.

The Exchange – Complex UNE/UNE-Ps require more manual provisioning due to switch translations, routing instructions, and service arrangements. The Data Gathering Form (DGF) is used to record and organize these instructions. The Database Management (DBM) group reviews the translation requirements, codes them, and inputs the translations into the switch. The Voice, Infrastructure, Video, Intelligence, Data (VIVID) group monitors all of the critical dates associated with the Exchange – Complex Digital UNE orders.

Identified below are the workgroups involved in the Exchange UNEs:

Exchange – Basic	Exchange – Complex
<ul style="list-style-type: none">● Select Assignment● FAC Provisioning Support	<ul style="list-style-type: none">● FAC - SPAG● DBM● VIVID

Advanced/Special UNEs

Provisioning activities for Advanced/Special UNEs include: facility assignment, switch translations, design/engineering, and Plant Control Office (PCO) activities such as scheduling, circuit testing, and order completions.

The Advanced/Special – Basic services are unbundled loops capable of DS0 transmission levels; the number of options for these loops is limited since the circuits are not as sensitive to noise and loop length as the Advanced/Special – Complex services.

The Advanced/Special – Complex services include all DS1 and DS3 services, dedicated switched access and transport, SS7 Links and STP ports, dedicated non-switched

GTE – Florida
Unbundled Network Element (UNE) Non-Recurring Cost Study

transport, EELs, and Dark Fiber. These services require facilities and circuit equipment assignments, design for A to Z locations, and information for updating the switch database and programming trunk translations (if required.) The Advanced – Complex services have a greater number of service options, more stringent testing parameters, and are sensitive to noise and loop length.

Identified below are the workgroups involved in the Advanced/Special UNEs:

Advanced/Special – Basic	Advanced/Special – Complex
<ul style="list-style-type: none"> ● FAC ● DBM - Work Control Center (WCC) ● Business Response Provisioning Center (BRPC) <ul style="list-style-type: none"> - Scheduler/Screenener - Design Group - Testing Group - Administration 	<ul style="list-style-type: none"> ● FAC ● Outside Plant (OSP) Engineering ● DBM - WCC ● BRPC <ul style="list-style-type: none"> - Scheduler/Screenener - HiCap Prework Group - Design Group - Testing Group - Administration ● VIVID

Provisioning Work Groups

Following is a brief description of the provisioning work groups. (Please see Appendix Tab 1 Process Flow Diagrams for order flow and interaction between work groups.)

FAC

The FAC has the responsibility for assignment of outside plant facilities and central office line equipment for Exchange – Basic, Exchange – Complex, and Advanced/Special – Basic UNEs. All Exchange and Advanced/Special UNEs require manual assignment. The Assignment, Activation and Inventory System (AAIS) will automatically process an order for Exchange-Basic UNE-Ps whenever possible. However, when mechanized assignment does not happen, the FAC will manually provision the order.

There are specialized subgroups within the FAC (the Multi-line group, the CentraNet group, and Special Services) that assign plant facilities to the Exchange-Complex orders. For the Advanced/Special services, the FAC determines the loop assignments for DS0 circuits, while the BRPC HiCap Prework Group and OSP Engineering perform this task for DS1 and above.

Within the FAC there is a Provisioning Support Group responsible for the simple switch translation for vertical features and functions associated with subscriber lines. Provisioning Support inputs these switch translations when they cannot be electronically downloaded. Provisioning Support also works the orders that fail the Automated Service Assurance Verification Program (ASAVP) test. (ASAVP is a system that ensures that the

GTE – Florida

Unbundled Network Element (UNE) Non-Recurring Cost Study

features in the switch match both the AAIS inventory and the customer requested features on the order.)

DBM- WCC

The DBM –WCC reviews all Access Service Requests (ASRs) for completeness and routes the order to the correct DBM group. Specialists in the DBM perform translations and routing information for the Exchange – Complex UNEs such as CentraNet Port, and for the Advanced/Special – Complex UNEs such as ISDN – PRI. This group receives the information that details the *specific vertical features, switch feature groups, and routing instructions* of the ordered service. The DBM specialist codes this information and then enters the translations into the network switch.

VIVID

The service coordinators in VIVID manage the critical dates for some types of UNE/UNE-P orders. They escalate the order when a milestone is missed. They also perform root cause analysis to improve the provisioning process.

BRPC

The BRPC has Plant Control Office and design/engineering responsibilities for Advanced/Special UNEs. The BRPC is comprised of five subgroups: Scheduler/Screenener (SOE), HiCap Prework, Design, Testing, and Administration (Admin).

The BRPC SOE receives orders from the NOMC and NACC. The SOE group verifies that the NOCV/EXACT orders are properly entered into Telecom Business Solutions (TBS); if the orders were not downloaded electronically into TBS, the scheduler/screenener enters the order manually. The Scheduler/Screenener checks the order for accuracy and completeness, ensuring that the order contains all of the information needed by the other BRPC groups. The Scheduler/Screenener routes the order to the required work groups by entering a distribution code into TBS.

The BRPC HiCap Prework group reserves and assigns the facilities for all DS1 and above orders.

The BRPC Design group creates the Circuit Layout Record (CLR), which is used to install and test the circuit. The designer ensures that the central office has the correct equipment for the circuit, and that the facilities have been reserved for the circuit. The designer routes the completed CLR to the testing group, central office, and dispatch centers.

The BRPC Testing group is responsible for coordinating testing with the Central Office, Field, and CLEC. The testing group completes circuit tests by the Plant Test Date (PTD) or Due Date (DD) listed in TBS. When necessary, the tester will update TBS for design (i.e., equipment) changes.

GTE – Florida

Unbundled Network Element (UNE) Non-Recurring Cost Study

The BRPC Admin employees handle the jeopardies, expedites, escalations, completions, and reporting for all BRPC orders.

Provisioning Cost Methodology

The cost team documented the process flows for the Exchange and Advanced/Special provisioning workgroups. The process flows take into account system enhancements that will eliminate or modify work done by these groups.

The provisioning NRCs were developed from system reports, order volumes, workgroup hours, time and motion studies, and SME estimates. The cost team used the most current loaded labor rates for each of the workgroups. (See Appendix Tab 6 for Loaded Labor Rates.)

The cost team calculated the provisioning costs for each type of UNE order using the standard non-recurring cost calculation –

$$\text{Activity Time} \times \text{Probability} \times \text{Labor Rate} = \text{Cost}$$

The costs for the Local Wholesale UNEs are shown on a per-line basis for the initial line and for additional lines. The costs for Network Wholesale UNEs are calculated and shown on a per order basis.

Data Collection

Data collection methods varied by provisioning group. Detailed information about the activity times, probability, and labor rates is provided in the cost calculation section for each workgroup. Below is an overview of the source for the cost data by workgroup.

FAC GTE's management methods and reports focus on "touches" in the FAC as an activity measure. The cost managers collected data from NOCV on "touches" by the various order types. Every order, whether automatically provisioned or manually provisioned by the FAC, is represented by a job in NOCV. NOCV contains a comprehensive statistical view of order activity from all sources. GTE pulled data from NOCV to determine the number of orders routed to the FAC for manual assignment and the cost of provisioning those orders.

The task cost for a DS0 order depends on the order type and service type. DS0 orders require from one to three touches in the FAC. For Advanced/Special Complex UNE/UNE-P orders, the task cost is developed by weighting the FAC cost per line, the HiCap Prewrite group cost per line, and the OSP Engineering cost per line.

If the order requires a manual switch update, an additional FAC touch is added to the cost per line.

GTE – Florida Unbundled Network Element (UNE) Non-Recurring Cost Study

**DBM-
WCC** The cost team developed the time per order worked by DBM by taking the total productive hours worked during the study period by this workgroup and dividing by the number of orders worked in the same time period.

VIVID The cost team developed the time per order worked by VIVID by taking the total productive hours worked during the study period by this workgroup and dividing by the number of orders worked in the same time period.

BRPC Cost managers used data from the TBS database to determine the number and type of orders or lines as appropriate worked by each of the following BRPC groups: SOE, HiCap Prework, Design, and Admin. Only those orders handled by a workgroup during provisioning are included in determining that group's cost per order provisioned.

The cost per order for each workgroup is developed separately based on the number of orders worked by that group and the group's productive hours spent on those orders. The costs for Advanced/Special – Basic and Advanced/Special – Complex are calculated separately since there are different provisioning requirements for each type of order.

The section manager of the BRPC Testing group conducted a time study to determine the productive hours attributed to circuit testing. This time was applied to all inward ("I") orders since all newly installed Advanced/Special UNEs require this type of testing activity. Outward ("O") orders do not require a touch by the Testing group.

EPG EPG Management Support personnel in the EPG determined the time-per-activity by using reports for EPG clerks' productive hours and number of orders worked. The EPG supervisors also conducted studies to determine the amount of time spent on non-recurring activity versus recurring activities.

Costs of Exchange UNE/UNE-Ps and Other Services

GTE costed the following UNE activities:

New Orders for Exchange – Basic UNE: The FAC manually assigns the cable pair/central office line equipment. If the recent change translations do not download electronically into the switch, then the Provisioning Support group manually enters the translations.

New Orders for Exchange – Basic UNE-P: Generally the LSR is automatically processed by AAIS. However, when mechanized assignment and translations do not happen, the FAC and Switch Update group manually provision the order.

GTE – Florida

Unbundled Network Element (UNE) Non-Recurring Cost Study

New Orders for Exchange – Complex UNE/UNE-P: The FAC manually assigns the cable pair/central office line equipment. DBM codes and inputs switch translations. VIVID monitors all critical dates for Complex Digital services.

Change Orders for Exchange UNEs: There are three types of changes the CLEC can order. When the CLEC orders changes in vertical features, the translations generally flow-through to the switch electronically. Changes in Switch Feature Groups for CentraNet and ISDN BRI ports require manual coding and input by the DBM. Changes of C.O. Interconnection require manual assignment by the FAC.

Disconnect Orders for Exchange UNE/UNE-P: The FAC manually updates AAIS records. Vertical features are disconnected electronically. Complex switch translations are removed by the DBM.

Other Services

The FAC may be involved in Coordinated Conversion or Hot Cut Coordinated Conversion for Exchange UNEs.

The Coordinated Conversion for the FAC is estimated to require 15 minutes of a service coordinator's time. If the CLEC is not ready to authorize the conversion when the FAC calls for the first time, additional telephone calls will be required. The FAC is involved in five or more phone calls with the GTE field and CLEC personnel. The 15-minute estimate is the lower bound on the time required for a Coordinated Conversion in the FAC.

Hot Cut Coordinated Conversion – this process requires all of the activities described above for Coordinated Conversions. However, for this process, all of the parties remain on a conference call for the duration of the conversion process. This process requires a minimum of one hour (phone calls, the hot cut activity, and order completion.) Additional time (intervals) is costed in quarter hour increments at the Loaded Labor Rate for the provisioning support employees shown in the study.

Costs for Advanced/Special UNEs/UNE-Ps

GTE costed the following UNE activities:

New Orders for Advanced/Special – Basic UNE: The FAC manually assigns the cable pair. The BRPC SOE ensures that TBS is updated with the correct order information and distributes the order electronically to the downstream provisioning groups. BRPC Design reserves the facilities and equipment, creates the CLR/DLR and distributes the CLR/DLR to involved work groups. BRPC Testing Group tests the circuits on the Plant Test Date (PTD) and coordinates tests with the Central Office Technician, Field Technician and the CLEC on the PTD. BRPC Admin clears any jeopardy, handles escalations, and completes the order.

GTE – Florida

Unbundled Network Element (UNE) Non-Recurring Cost Study

Disconnect Orders for Advanced/Special – Basic UNE: The same provisioning groups are involved in disconnect orders as in new orders.

New Orders for Advanced/Special – Complex UNEs: The BRPC SOE ensures that TBS is updated with the correct order information and distributes the order electronically to the downstream provisioning groups. BRPC HiCap Prework reviews the facility requirements and assigns the IOF; OSP Engineering determines the local cable make-up and assigns the cable pair. BRPC Design reserves the facilities and equipment, creates the CLR/DLR and distributes the CLR/DLR to involved work groups. BRPC Testing tests the circuits on the PTD and coordinates tests with the Central Office Technician, Field Technician and the CLEC on the due date. BRPC Admin clears any jeopardy, handles escalations, and completes the order. VIVID monitors critical due dates for certain UNE/UNE-Ps.

Disconnect Orders for Advanced/Special – Basic UNE: The same provisioning groups are involved in disconnect orders as in new orders.

Inward and Outward Orders for Network Wholesale UNEs: The BRPC HiCap Prework, SOE, Design, Testing, and Admin groups manually provision the following Network Wholesale UNEs:

- Trunk Ports (includes STP Ports), Trunks (includes SS7 Links), and Trunk Facilities
- Enhanced Extended Links (EELs)
- Dark Fiber
- Entrance Facilities

Summary of Provisioning Costs

Following is the Summary of Provisioning Costs for Local Wholesale and Network Wholesale UNEs and other services.

GTE - Florida
 Wholesale Non-recurring Cost Study
 Provisioning
 Provisioning Group Summary - UNEs and UNE-Ps

Description	Source	Initial Line / Circuit									Total Cost		Destination
							Additional Lines / Circuits				Initial	Addtl	
		SOE	Facility Assign	DBM	VIVID	Admin Group	Facility Assign	Design Group	Switch Update	Testing	Line/ Circuit	Lines/ Circuits	
A	B	C	D	E	F	G	H	I	J=Sum A..I	K=Sum F..I			
Unbundled Network Elements (UNEs)													
Sub-loop Unbundling													
MDF Interconnection													
New	PRC-1	n/a	n/a	n/a	n/a	n/a	\$8.06	n/a	n/a	n/a	\$8.06	\$8.06	SUM-1..6
Disconnect	PRC-1	n/a	n/a	n/a	n/a	n/a	\$5.37	n/a	n/a	n/a	\$5.37	\$5.37	SUM-1..6
Change CO Interconnection	PRC-1	n/a	n/a	n/a	n/a	n/a	\$5.37	n/a	n/a	n/a	\$5.37	\$5.37	SUM-1..6
FDI - Feeder Interconnection													
New	PRC-1	n/a	n/a	n/a	n/a	n/a	\$8.06	n/a	n/a	n/a	\$8.06	\$8.06	SUM-1..6
Disconnect	PRC-1	n/a	n/a	n/a	n/a	n/a	\$5.37	n/a	n/a	n/a	\$5.37	\$5.37	SUM-1..6
Change CO Interconnection	PRC-1	n/a	n/a	n/a	n/a	n/a	\$5.37	n/a	n/a	n/a	\$5.37	\$5.37	SUM-1..6
FDI - Distribution													
New	PRC-1	n/a	n/a	n/a	n/a	n/a	\$8.06	n/a	n/a	n/a	\$8.06	\$8.06	SUM-1..6
Disconnect	PRC-1	n/a	n/a	n/a	n/a	n/a	\$5.37	n/a	n/a	n/a	\$5.37	\$5.37	SUM-1..6
Change CO Interconnection	PRC-1	n/a	n/a	n/a	n/a	n/a	\$5.37	n/a	n/a	n/a	\$5.37	\$5.37	SUM-1..6
Serving Terminal Interconnection													
New	PRC-1	n/a	n/a	n/a	n/a	n/a	\$8.06	n/a	n/a	n/a	\$8.06	\$8.06	SUM-1..6
Disconnect	PRC-1	n/a	n/a	n/a	n/a	n/a	\$5.37	n/a	n/a	n/a	\$5.37	\$5.37	SUM-1..6
Change CO Interconnection	PRC-1	n/a	n/a	n/a	n/a	n/a	\$5.37	n/a	n/a	n/a	\$5.37	\$5.37	SUM-1..6

GTE - Florida
 Wholesale Non-recurring Cost Study
 Provisioning
 Provisioning Group Summary - UNEs and UNE-Ps

Description	Source	Initial Line / Circuit									Total Cost		Destination	
		Additional Lines / Circuits									Initial Line/ Circuit	Addti Lines/ Circuits		
		SOE	Facility Assign	DBM	VIVID	Admin Group	Facility Assign	Design Group	Switch Update	Testing				J=Sum A..I
A	B	C	D	E	F	G	H	I						
Unbundled Network Elements (UNEs)														
Advanced/Special Products														
Dark Fiber														
Preordering														
Exchange Facilities	PRC-1	n/a	n/a	n/a	n/a	n/a	n/a	\$143.52	n/a	n/a	\$143.52	\$143.52	SUM-1..6	
Interoffice Facilities	PRC-2	n/a	n/a	n/a	n/a	n/a	n/a	\$282.05	n/a	n/a	\$282.05	\$282.05	SUM-1..6	
UNE Interoffice Dedicated Transport														
New	PRC-2	\$11.09	n/a	n/a	n/a	\$6.25	n/a	\$25.63	n/a	n/a	\$42.97	\$25.63	SUM-1..6	
Disconnect	PRC-2	\$11.09	n/a	n/a	n/a	\$6.25	n/a	\$25.63	n/a	n/a	\$42.97	\$25.63	SUM-1..6	
Unbundled Loop														
New	PRC-2	\$11.09	n/a	n/a	n/a	\$6.25	n/a	\$25.63	n/a	n/a	\$42.97	\$25.63	SUM-1..6	
Disconnect	PRC-2	\$11.09	n/a	n/a	n/a	\$6.25	n/a	\$25.63	n/a	n/a	\$42.97	\$25.63	SUM-1..6	
Sub-loop Feeder														
New	PRC-2	\$11.09	n/a	n/a	n/a	\$6.25	n/a	\$25.63	n/a	n/a	\$42.97	\$25.63	SUM-1..6	
Disconnect	PRC-2	\$11.09	n/a	n/a	n/a	\$6.25	n/a	\$25.63	n/a	n/a	\$42.97	\$25.63	SUM-1..6	
Sub-loop Distribution														
New	PRC-2	\$11.09	n/a	n/a	n/a	\$6.25	n/a	\$25.63	n/a	n/a	\$42.97	\$25.63	SUM-1..6	
Disconnect	PRC-2	\$11.09	n/a	n/a	n/a	\$6.25	n/a	\$25.63	n/a	n/a	\$42.97	\$25.63	SUM-1..6	

GTE - Florida
 Wholesale Non-recurring Cost Study
 Provisioning
 Provisioning Group Summary - Network Wholesale

Description	Source	DBM - WCC	SOE	Facility Assign	VIVID	Design Group	Switch Update	Testing	Admin Group	Total Cost	Destination
		A	B	C	D	E	F	G	H	I=Sum A..H	
Exchange and Advanced/Special Products											
Network Interface Device (NID)		n/a	n/a	n/a	n/a	n/a	n/a	n/a	n/a	\$0.00	SUM-7..9
Coordinated Conversion											
Exchange Products											
Process 1											
Standard Interval	PCC-1	n/a	n/a	\$1.93	n/a	n/a	n/a	n/a	n/a	\$1.93	SUM-7..9
Process 2											
Standard Interval	PCC-1	n/a	n/a	\$5.78	n/a	n/a	n/a	n/a	n/a	\$5.78	SUM-7..9
Additional Interval	PCC-1	n/a	n/a	\$5.78	n/a	n/a	n/a	n/a	n/a	\$5.78	SUM-7..9
Process 3											SUM-7..9
Standard Interval	PCC-1	n/a	n/a	n/a	n/a	n/a	n/a	n/a	n/a	\$0.00	SUM-7..9
Additional Interval	PCC-1	n/a	n/a	n/a	n/a	n/a	n/a	n/a	n/a	\$0.00	SUM-7..9
Advanced/Special Products											
Process 1											
Standard Interval		n/a	n/a	n/a	n/a	n/a	n/a	n/a	n/a	\$0.00	SUM-7..9
Process 2											
Standard Interval		n/a	n/a	n/a	n/a	n/a	n/a	n/a	n/a	\$0.00	SUM-7..9
Additional Interval		n/a	n/a	n/a	n/a	n/a	n/a	n/a	n/a	\$0.00	SUM-7..9
Process 3											
Standard Interval		n/a	n/a	n/a	n/a	n/a	n/a	n/a	n/a	\$0.00	SUM-7..9
Additional Interval		n/a	n/a	n/a	n/a	n/a	n/a	n/a	n/a	\$0.00	SUM-7..9
Hot Cut Coordinated Conversion											
Exchange Products											
Process 1											
Standard Interval	PCC-1	n/a	n/a	\$1.93	n/a	n/a	n/a	n/a	n/a	\$1.93	SUM-10..12
Process 2											
Standard Interval	PCC-1	n/a	n/a	\$23.14	n/a	n/a	n/a	n/a	n/a	\$23.14	SUM-10..12
Additional Interval	PCC-1	n/a	n/a	\$5.78	n/a	n/a	n/a	n/a	n/a	\$5.78	SUM-10..12
Process 3											
Standard Interval		n/a	n/a	n/a	n/a	n/a	n/a	n/a	n/a	\$0.00	SUM-10..12
Additional Interval		n/a	n/a	n/a	n/a	n/a	n/a	n/a	n/a	\$0.00	SUM-10..12

GTE - Florida
 Wholesale Non-recurring Cost Study
 Provisioning
 Provisioning Group Summary - Network Wholesale

Description	Source	DBM - WCC	SOE	Facility Assign	VIVID	Design Group	Switch Update	Testing	Admin Group	Total Cost	Destination
		A	B	C	D	E	F	G	H	I=Sum A..H	
Exchange and Advanced/Special Products											
Hot Cut Coordinated Conversion											
Advanced/Special Products											
Process 1											
Standard Interval		n/a	n/a	n/a	n/a	n/a	n/a	n/a	n/a	\$0.00	SUM-10..12
Process 2											
Standard Interval		n/a	n/a	n/a	n/a	n/a	n/a	n/a	n/a	\$0.00	SUM-10..12
Additional Interval		n/a	n/a	n/a	n/a	n/a	n/a	n/a	n/a	\$0.00	SUM-10..12
Process 3											
Standard Interval		n/a	n/a	n/a	n/a	n/a	n/a	n/a	n/a	\$0.00	SUM-10..12
Additional Interval		n/a	n/a	n/a	n/a	n/a	n/a	n/a	n/a	\$0.00	SUM-10..12
Expedites											
Exchange Products		n/a	n/a	n/a	n/a	n/a	n/a	n/a	n/a	\$0.00	SUM-13..15
Advanced/Special Products	PRC-3	n/a	n/a	n/a	n/a	n/a	n/a	n/a	\$22.44	\$22.44	SUM-13..15
Preordering		n/a	n/a	n/a	n/a	n/a	n/a	n/a	n/a	\$0.00	SUM-13..15
Record Order		n/a	n/a	n/a	n/a	n/a	n/a	n/a	n/a	\$0.00	SUM-13..15
Customer Service Record Search		n/a	n/a	n/a	n/a	n/a	n/a	n/a	n/a	\$0.00	SUM-13..15
CLEC Account Establishment		n/a	n/a	n/a	n/a	n/a	n/a	n/a	n/a	\$0.00	SUM-13..15

GTE - Florida
 Wholesale Non-recurring Cost Study
 Provisioning - Exchange Products
 Calculation of Costs- UNEs

Description	Weighted Minutes per Occurrence	Probability of Occurrence	Minutes per Line	LLR per Minute	Cost per Line	Destination
	A= AINP- 1..2	B= AINP- 1..2	C= A*B	D= AINP-1	E= C*D	
Unbundled Network Elements (UNEs)						
Exchange Products						
Sub-Loop Unbundling						
MDF Interconnection						
New						
FAC	20.89	1.00	20.89	\$0.39	\$8.06	PRO-1
Disconnect						
FAC	13.93	1.00	13.93	\$0.39	\$5.37	PRO-1
Change C.O. Interconnection						
FAC	13.93	1.00	13.93	\$0.39	\$5.37	PRO-1
FDI-Feeder Interconnection						
New						
FAC	20.89	1.00	20.89	\$0.39	\$8.06	PRO-1
Disconnect						
FAC	13.93	1.00	13.93	\$0.39	\$5.37	PRO-1
Change C.O. Interconnection						
FAC	13.93	1.00	13.93	\$0.39	\$5.37	PRO-1
FDI-Distribution Interconnection						
New						
FAC	20.89	1.00	20.89	\$0.39	\$8.06	PRO-1
Disconnect						
FAC	13.93	1.00	13.93	\$0.39	\$5.37	PRO-1
Change C.O. Interconnection						
FAC	13.93	1.00	13.93	\$0.39	\$5.37	PRO-1

GTE - Florida
 Wholesale Non-recurring Cost Study
 Provisioning - Exchange Products
 Calculation of Costs- UNEs

Description	Weighted Minutes per Occurrence	Probability of Occurrence	Minutes per Line	LLR per Minute	Cost per Line	Destination
	A= AINP- 1..2	B= AINP- 1..2	C= A*B	D= AINP-1	E= C*D	
Unbundled Network Elements (UNEs)						
Exchange Products						
Sub-Loop Unbundling						
Serving Terminal Interconnection						
New						
FAC	20.89	1.00	20.89	\$0.39	\$8.06	PRO-1
Disconnect						
FAC	13.93	1.00	13.93	\$0.39	\$5.37	PRO-1
Change C.O. Interconnection						
FAC	13.93	1.00	13.93	\$0.39	\$5.37	PRO-1

GTE - Florida
Wholesale Non-recurring Cost Study
Provisioning - Advanced/Special Products
Calculations of Costs - UNEs

Description	Probability					Destination
	Minutes per Occurrence	of Occurrence	Minutes per Circuit	LLR per Minute	Cost per Circuit	
	A=APRI-1..9	B=APRI-1..9	C=A*B	D=APRI-1..8	E=C*D	
Unbundled Network Elements (UNEs)						
Advanced/Special Products						
Dark Fiber						
Preordering						
Exchange Facilities						
Design Group						
Access	243.25	100.00%	243.25	0.59	\$143.52	PRO-3
Inter-office Facilities						
Design Group						
Access Design	265.00	100.00%	265.00	0.59	\$156.35	
Network Design	209.50	100.00%	209.50	0.60	\$125.70	
Total Design Group					\$282.05	PRO-3
UNE Inter-office Dedicated Transport						
Service Order Entry - Non-Message	38.24	100.00%	38.24	0.29	\$11.09	PRO-3
Design Group - Hi-Cap	90.56	44.92%	40.68	0.63	\$25.63	PRO-3
Admin - Non-Message	18.39	100.00%	18.39	0.34	\$6.25	PRO-3
Unbundled Loop						
Service Order Entry - Non-Message	38.24	100.00%	38.24	0.29	\$11.09	PRO-3
Design Group - Hi-Cap	90.56	44.92%	40.68	0.63	\$25.63	PRO-3
Admin - Non-Message	18.39	100.00%	18.39	0.34	\$6.25	PRO-3
Sub-loop Feeder						
Service Order Entry - Non-Message	38.24	100.00%	38.24	0.29	\$11.09	PRO-3
Design Group - Hi-Cap	90.56	44.92%	40.68	0.63	\$25.63	PRO-3
Admin - Non-Message	18.39	100.00%	18.39	0.34	\$6.25	PRO-3
Sub-loop Distribution						
Service Order Entry - Non-Message	38.24	100.00%	38.24	0.29	\$11.09	PRO-3
Design Group - Hi-Cap	90.56	44.92%	40.68	0.63	\$25.63	PRO-3
Admin - Non-Message	18.39	100.00%	18.39	0.34	\$6.25	PRO-3
Expedite						
Admin Group - Non-Message	66.00	100.00%	66.00	\$0.34	\$22.44	PRO-6, 7

GTE - Florida
Wholesale Non-recurring Cost Study
Provisioning - Advanced/Special Products
Provisioning Calculations

Description	Probability					Destination
	Minutes per Occurrence	of Occurrence	Minutes per Order	LLR per Minute	Cost per Order	
	A=APRI-1..8	B=APRI-1..8	C=A*B	D=APRI-1..8	E=C*D	
Network Wholesale Services						
Expedites						
Trunk Ports						
Database Management - Work Control Center	25.00	100.00%	25.00	\$0.60	\$15.00	PRO-7
Database Management	10.20	100.00%	10.20	\$0.64	\$6.56	PRO-7
Entrance Facilities						
Admin Clerks	66.00	100.00%	66.00	\$0.34	\$22.44	PRO-7

GTE - Florida
 Wholesale Non-recurring Cost Study
 Provisioning - Exchange Products
 Calculation of Costs- UNEs

Description	Minutes per Order	Probability of Occurrence	Minutes per Unit	LLR per Minute	Cost per Unit	Destination
	A= AINP-3	B= AINP-3	C= A*B	D= AINP-3	E= C*D	
Other Exchange Products/Services						
Coordinated Conversion						
Process 1						
Standard Interval	5.00	100.00%	5.00	\$0.39	\$1.93	PRO-5
Process 2						
Standard Interval	15.00	100.00%	15.00	\$0.39	\$5.78	PRO-5
Additional Interval	15.00	100.00%	15.00	\$0.39	\$5.78	PRO-5
Process 3						
Standard Interval	N/A	N/A	N/A	N/A	N/A	PRO-5
Additional Interval	N/A	N/A	N/A	N/A	N/A	PRO-5
Hot Cut Coordinated Conversion						
Process 1						
Standard Interval	5.00	100.00%	5.00	\$0.39	\$1.93	PRO-5
Process 2						
Standard Interval	60.00	100.00%	60.00	\$0.39	\$23.14	PRO-5
Additional Interval	15.00	100.00%	15.00	\$0.39	\$5.78	PRO-5
Process 3						
Standard Interval	N/A	N/A	N/A	N/A	N/A	PRO-5
Additional Interval	N/A	N/A	N/A	N/A	N/A	PRO-5

GTE – Florida

Unbundled Network Element (UNE) Non-Recurring Cost Study

Field Work

This section addresses the costs of the non-recurring activities to install, change, and disconnect UNEs/UNE-Ps in the field (outside plant) and central office. Outside plant work is any non-recurring activity on the facilities between the central office and the customer's premises. This includes any cross-connect activity at the Feeder/Distribution Interface (FDI), cross-connect box, pedestal or pole, and Network Interface Device (NID).

Central office activities include running/breaking jumpers on the Main Distribution Frame (MDF), Intermediate Distribution Frames (IDFs), and Tie-Cable Frames. The Central Office Technicians are responsible for orders in the host office, as well as, remote offices.

Installation Cost Methodology

The cost team documented the installation process flows for outside plant and central office. (See Appendix Tab 1 for Process Flow Diagrams.) The process flows address system enhancements that will modify work done by these groups. The cost team also accounted for Express Dial Tone (EDT) and Left-in-Jumper (LIJ) when they determined the probability of cross-connect and jumper activity.

The installation UNE/UNE-P NRCs were developed from time and motion studies, system reports, order volumes, workgroup hours and Subject Matter Experts (SME) estimates. The cost team used the most current loaded labor rates for each of the workgroups. (See Appendix Tab 6 for Loaded Labor Rates.) The cost team calculated the installation costs for each type of UNE order using the standard non-recurring cost calculation –

$$\text{Activity Time} \times \text{Probability} \times \text{Labor Rate} = \text{Cost}$$

The cost data for the Local Wholesale UNEs/UNE-Ps are expressed in terms of initial line and additional line. Costs for Network Wholesale UNEs are calculated on a per order basis.

Costs of Local Wholesale UNEs

Data Collection

Below is an overview of the installation workgroups, activity times, and probability of occurrence.

Field Installation

The outside plant work is usually performed by Customer Zone Technicians (CZTs) or Business Zone Technicians (BZTs). CZTs install all Exchange – Basic and Complex unbundled loops and sub-loops for residential customers and one- or two-line business

GTE – Florida

Unbundled Network Element (UNE) Non-Recurring Cost Study

customers throughout the state. BZTs install the unbundled loop and sub-loop orders for three or more lines within the business zones in metropolitan areas of the state.

The cost team used data from the following sources for CZT/BZT drive time and cross-connect activity times to calculate the outside plant NRCs:

- ◆ Time and motion study for drive time and cross-connects at the FDI, cross-connect box, pedestal/pole, and NID;
- ◆ Reports from Service Office Record Computer Entry System (SORCES) and the Standard Time and Activity Reporting (STAR) system for probability of dispatch, productive hours, and number and type of orders and corresponding lines;
- ◆ SME estimates for services such as Coordinated Conversions and Hot Cut Coordinated Conversions.

Time and Motion Study

A team of Arthur Andersen personnel conducted time and motion studies in six states to determine the CZT/BZT drive times from point-to-point during the normal workday. The study included timed observations of the technicians running and breaking cross-connects at various terminal locations in the feeder, distribution and drop plant. The drive times are used for all of the CZT/BZT UNE activities. The cost team applied the cross-connect and drive times to the CZT/BZT sub-loop activities.

System Extracts

The cost team obtained completed order files from SORCES to identify the type of service being installed or removed, and the number of lines on the order. They matched the SORCES records with STAR data to categorize the dispatched orders into the UNE categories: Exchange – Basic or Complex and Advanced/Special – Basic or Complex. Then the cost team used the STAR positive time reporting data to identify the average time spent on field work performed by CZTs/BZTs for each of the UNE categories.

The “% Load” data from SORCES and STAR were used to determine the probability of dispatch for the Exchange – Basic and Complex loops and UNE-Ps. For many services there is no outside plant work. For example, loops may be connected through from the customer’s premises to the cable head on the MDF because of EDT and LIJ procedures. Also, when a CLEC migrates an existing end-user POTS to the UNE platform, there will generally be no outside plant activity.

The Probability of Occurrence of outside plant work for the Advanced/Special – Basic and Complex Loops requiring a field trip is 100%. All inward digital loops (DS0, DS1 and higher) require cross-connect work. The BZT downloads the job from AWAS, completes the field work, cooperatively tests the line(s), and reports completion. The probability of field work for disconnect orders is 100%.

SME Estimates

Time estimates were used to calculate the costs for Coordinated Conversion and Hot Cut Coordinated Conversion of UNEs where the amount of time required for CZTs/BZTs,

GTE – Florida

Unbundled Network Element (UNE) Non-Recurring Cost Study

Central Office Technicians, testing and assignment personnel is not available from analogous services in the Retail market. The costs reflect estimates of the field installation time for a standard interval (base case) and for additional intervals of time when the conversion extends beyond the standard interval.

Central Office Activity

In the manned central offices, Central Office Technicians run/break the frame jumpers. Depending on the location of remote offices, a Central Office Technician or a CZT/BZT will complete the jumper work. Central Office Technicians download “Jumper Run Lists” from AAIS; the lists identify all instructions for running or breaking frame jumpers to complete the UNE/UNE-P orders.

All inward and outward unbundled loops and ports require frame work. The time to run or break a jumper depends on the type of frame, the length of the frame and the physical location of the equipment. The cost managers used the “Jumper Study” and the “Drive Time Study” to calculate the central office costs for each type of UNE category: Exchange – Basic or Complex and Advanced/Special – Basic or Complex.

Data Collection

The cost team and Arthur Andersen personnel conducted time and motion studies to determine the activity times for all of the central office work for UNEs. Study personnel observed and timed with a stopwatch the jumper activity in ten central office locations for the period of one week. The central offices were chosen to provide a mix of size, frame types, and host vs. remote activity. To develop the average time to run a jumper in the host office, the observers included all jumper activity for inward orders on the jumper run list; for disconnects of jumpers, they included all jumper activity for outward orders.

A separate study was conducted to determine drive times for service order activity in remote offices. The observer calculated the percentage of time spent at the remote running or breaking jumpers versus other all other central office work. This percentage was then applied to the total drive time to the remote. To determine jumper run times for remote offices, the observer included an allocation of drive time to the remote location.

Using the number of access lines for the manned and unmanned offices, the cost team computed a host/remote ratio and then weighted the average time to run a jumper at a manned vs. unmanned location. This results in a single weighted average jumper time. The average jumper time is used in the per-line cost calculation for each type of UNE/UNE-P.

Probability of Jumper Activity

All unbundled loops and ports require jumper activity. There is a 100% Probability of Occurrence of jumper activity for inward UNE orders because the loop/port must be jumpered from the cable pair/office equipment to the CLEC’s collocation cage terminal block. When the CLEC places a disconnect order for an unbundled loop/port, the Central

Office Technician (or CZT/BZT) breaks the jumpers, leaving no jumpers between the CLEC's terminal block and GTE's terminal blocks on the frame.

New orders for UNE-Ps may require frame jumpers. If the line is already connected from the customer's premises to the office equipment on the MDF to provide EDT (Express Dial Tone) or the loop is already connected as with LIJ, then no jumpers will be required. The data for EDT and LIF is identified in an AAIS Central Office Activity Report. For other new UNE-P orders, the Central Office Technician will run a jumper from the cable pair to the office equipment to complete the order.

Migration of existing POTS service to UNE-P will not require frame jumper work.

Change Central Office Interconnection

When the CLEC places a change order for Central Office Interconnection, the Central Office Technician disconnects the "out" jumpers and runs new jumpers according to the instructions on the order. The costs are determined from the Jumper Study.

Costs of Other Services

Central Office Technicians may be involved in Coordinated Conversions and Hot Cut Coordinated Conversions. Time estimates were used to calculate the costs for Central Office Technicians. The costs reflect estimates of the central office time for a standard interval and for additional intervals of time when the conversion extends beyond the standard interval.

Costs of Network Wholesale UNEs

Central Office and Field Installation activity are required for the Network Wholesale UNEs. Arthur Andersen personnel conducted time and motion studies to determine the activities and the time involved for new installations and disconnects for Switched and Special Access services. The Access Services correspond directly to Network Wholesale UNEs, so the activities and the times were used in this NRC study. Following is a brief description of the activities.

For the following Network Wholesale UNEs, Central office activities to run/break jumpers, activate trunks, and perform call-through testing were costed:

- ♦ Trunk Ports – Trunks, Trunk Facilities, SS7 Links and STP Termination
- ♦ Enhanced Extended Links (EELs)

Entrance Facilities require both Central Office and Field Installation. The central office costs (running jumpers and optioning/inserting plug-in cards) are based on the results of a self-administered time-and-motion study. Field Installation costs are determined from STAR extracts for BZT/Special Services Technician installation of Special Access orders.

GTE – Florida Unbundled Network Element (UNE) Non-Recurring Cost Study

Costs of Loop Conditioning

This section of the NRC Study addresses the costs of Loop Conditioning. Loop Conditioning is the removal of load coils and/or bridged tap¹ from the local cable pairs. Load coils and bridged tap impede the transmission of digital signals. If the CLEC requires clean copper pairs for the digital service it offers its customers, then the CLEC has the option of ordering Loop Conditioning from GTE.

Removing a load coil and/or bridged tap from a cable pair requires coordination of several GTE work groups to ensure that cable pairs for other end user customers are not affected.

Cost Methodology

The method used to develop the time and cost factors associated with deloading and removing bridged tap from cable pairs for use with high frequency equipment was completed by the Outside Plant Construction and Outside Plant Engineer support groups. Subject Matter Experts (SME) in conjunction with field managers developed the activities and times to accomplish these activities. The SME's are located in Irving, Texas and are the support group for all field forces. The SME's consulted with the field forces to verify the time and activities were valid. This information was collected and prepared in April 2000.

Load Coil Removal

Load coils are an integral part of the copper, voice grade communications network. Their purpose is to provide for the proper operation of voice grade equipment on loops that exceed normal accepted telecommunications voice grade circuit length. Load coils have been in the network in the past and are still used today for those loops that exceed the limits of the switching equipment.

Load coils are not needed in the provisioning of high frequency circuits. The opposite is actually true in that the load coil inhibits the proper transmission of the high frequency signals of the circuit. In order for these circuits to work correctly, a properly loaded cable pair for voice grade service must be deloaded.

When the CLEC requests a conditioned loop for a customer and the cable pair is loaded, a request is sent to the local engineering department to analyze the network and draft a work order for the pair to be deloaded. The engineering group will create a work order that will be sent to the outside plant construction forces outlining the work necessary to

¹ A long-time telephone company practice has been to provide for multiple appearances of the same cable pair at many distribution points and branch feeder cables. These multiple appearances (which are not in the direct current path between central office and end user customer) are called bridged tap. Bridged tap causes swings in loss versus frequency; this impairs digital transmission.

GTE – Florida

Unbundled Network Element (UNE) Non-Recurring Cost Study

deload the cable pair. The outside plant construction splicing group will work the order and advise the engineering group upon the completion of the activity. The engineering group will then advise the service office the order can be worked as requested. All records are updated showing the change in the loading of the pair.

Bridged Tap Removal

Bridged tap is when a cable pair count branches off to serve various locations. These branches provide flexibility in the use of the cable pairs. The bridged taps have a negative affect on the transmission of high frequency signals. The bridged tap does not affect voice grade signals. This method of provisioning copper voice grade service has been an accepted method by all telecommunication companies for years.

When the CLEC requests a conditioned loop that requires all the cable pair bridged taps to be removed, the engineering department is advised and the outside plant engineering records are examined to determine the location of the bridge taps. A work order is created to remove the bridged taps and is sent to the outside plant construction work group. A construction cable splicer is assigned to the activity and the pair is cleared of the taps. When the work order is complete both the engineering group and the service office are notified that the CLEC request can be completed.

The costs for removing bridged taps were determined in the same manner as the load coil removal. Outside plant engineering and construction support SME's in conjunction with field forces determined the activities and the time required to perform the removal. In addition it was necessary to determine the number of bridged taps that may need to be removed. This was determined by acknowledging that the minimum number of removals would be one, and the maximum number is unknown. To determine the maximum number it would need to be at least two, more than one, and could be three or more. A conservative estimate is to average the minimum of two and three, which results in an average of two and one-half.

Method of Calculation

Load Coils

The first criteria used in determining the cost of removal is to ascertain the footage of aerial/buried cable and underground cable. This is done because of the differences in the amount of time for the load coil removal in the various types of outside plant. The time for removal is then weighted by this calculation.

Load coils are placed on copper voice grade loops based on their distance from the central office. The load coils are placed at engineering distances to develop the maximum result. Therefore, as the footage of the cable increases from the central office the number of load coils increase proportionally. The use of cable footage is then used to determine the number of loads to be removed. An inventory of cable lengths is then

GTE – Florida

Unbundled Network Element (UNE) Non-Recurring Cost Study

completed on the specific state. The footages are segregated into the lengths that require the addition of a load coil. This percentage is then used to weight the time necessary to complete the load coil removal in that type of plant.

The resulting calculation from the two steps above provides an amount of minutes to remove the load coil(s). The minutes are then multiplied by the loaded labor rate for a construction cable splicer for the specific state. This calculation then provides a cost for load coil removal.

The engineering costs are calculated by taking the minutes required to complete a work order for the load coil removal. The loaded labor rate for an outside plant engineer is used to multiply by the minutes to determine the cost for the engineering process. The engineering process will be the same regardless of the number of load coils being removed.

Bridged Tap

The calculation for bridged tap removal is calculated for both single and multiple occurrences of bridged taps. These occurrences, single or multiple, apply to only one pair.

The calculation is based on the amount of time required to remove a bridged tap from the cable pair. This time is weighted by the amount of aerial/buried and underground cable in the specific state.

The calculation is based on the removal of one bridged tap and multiple occurrences. The average number of multiple occurrences is based on two and one-half occurrences. The cost to remove a bridged tap is weighted by the amount of aerial/buried and underground plant. The time to perform the activities is then multiplied by the loaded labor rate of a construction cable splicer. The same process is performed on the multiple occurrences cost times the loaded labor rate of a construction cable splicer.

The engineering time for the bridged tap removal involves the same type functions necessary to determine the number and location of load coils on a cable pair. Therefore the engineering time is the same for bridged tap removal. The bridged tap costs are based on a per pair basis.

GTE – Florida
Unbundled Network Element (UNE) Non-Recurring Cost Study

Summary of Installation Costs

Following is the Summary of Installation Costs for Local Wholesale and Network Wholesale UNEs and other services.

GTE - Florida
 Wholesale Non-recurring Cost Study
 Field Work
 Summary

Description	Initial Line			Additional Lines			Destination
	Field Installation		Total Cost	Field Installation		Total Cost	
	CO Work	Field Installation		CO Work	Field Installation		
	A=SBLC-1	B=SBLC-1	C=A + B	D=SBLC-1	E=SBLC-1	F=D + E	
Unbundled Network Elements (UNEs)							
Exchange Products							
Sub-Loop Unbundling							
MDF Interconnection							
New	\$6.63	\$25.20	\$31.83	\$5.67	\$12.97	\$18.64	SUM 1.3
Disconnect	\$3.13	\$0.26	\$3.39	\$2.17	\$0.26	\$2.44	SUM 1.3
Change CO Interconnection	\$8.80	\$0.00	\$8.80	\$7.85	\$0.00	\$7.85	SUM 1.3
FDI - Feeder Interconnection							
New	\$6.63	\$11.62	\$18.25	\$5.67	\$1.85	\$7.52	SUM 1.3
Disconnect	\$3.13	\$11.39	\$14.52	\$2.17	\$1.85	\$4.02	SUM 1.3
Change Facility Interconnection	\$0.00	\$11.62	\$11.62	\$0.00	\$1.85	\$1.85	SUM 1.3
FDI - Distribution Interconnection							
New	\$0.00	\$36.82	\$36.82	\$0.00	\$14.82	\$14.82	SUM 1.3
Disconnect	\$0.00	\$11.65	\$11.65	\$0.00	\$2.11	\$2.11	SUM 1.3
Change Facility Interconnection	\$0.00	\$11.62	\$11.62	\$0.00	\$1.85	\$1.85	SUM 1.3
Serving Terminal Interconnection							
New	\$0.00	\$7.86	\$7.86	\$0.00	\$1.04	\$1.04	SUM 1.3
Disconnect	\$0.00	\$7.70	\$7.70	\$0.00	\$1.04	\$1.04	SUM 1.3
Change Facility Interconnection	\$0.00	\$7.86	\$7.86	\$0.00	\$1.04	\$1.04	SUM 1.3

**GTE - Florida
Wholesale Non-recurring Cost Study
Field Work
Summary**

Description	Initial Line			Additional Lines			Destination
	Field Installation		Total Cost	Field Installation		Total Cost	
	CO Work	Field Installation		CO Work	Field Installation		
	A=DFCC-1	B=DFCC-1	C=A + B	D=DFCC-1	E=DFCC-1	F=D + E	
Unbundled Network Elements (UNEs) Advanced/Special Products							
Dark Fiber							
Preordering							
Exchange Facilities	n/a	n/a	\$0.00	n/a	n/a	\$0.00	SUM 4.6
Interoffice Facilities	n/a	n/a	\$0.00	n/a	n/a	\$0.00	SUM 4.6
UNE Interoffice Dedicated Transport							
New	\$33.60	\$0.00	\$33.60	\$29.51	\$0.00	\$29.51	SUM 4.6
Disconnect	\$33.60	\$0.00	\$33.60	\$29.51	\$0.00	\$29.51	SUM 4.6
Unbundled Loop							
New	\$14.75	\$16.46	\$31.21	\$14.75	\$12.88	\$27.64	SUM 4.6
Disconnect	\$14.75	\$16.46	\$31.21	\$14.75	\$12.88	\$27.64	SUM 4.6
Sub-loop Feeder							
New	\$14.75	\$16.46	\$31.21	\$14.75	\$12.88	\$27.64	SUM 4.6
Disconnect	\$14.75	\$16.46	\$31.21	\$14.75	\$12.88	\$27.64	SUM 4.6
Sub-loop Distribution							
New	\$0.00	\$32.92	\$32.92	\$0.00	\$25.77	\$25.77	SUM 4.6
Disconnect	\$0.00	\$32.92	\$32.92	\$0.00	\$25.77	\$25.77	SUM 4.6

**GTE - Florida
Wholesale Non-recurring Cost Study
Field Work
Summary**

Description	Per Order			Destination
	Field Installation		Total Cost	
	CO Work	Field Installation		
	A=COC-4..8	B=FIC-4..8	C=A + B	
Exchange and Advanced/special Products Network Interface Device(NID)				
New	\$0.00	\$1.74	\$1.74	SUM 7..9
Coordinated Conversion Exchange Products				
Process 1				
Standard Interval	\$0.00	\$0.00	\$0.00	SUM 7..9
Process 2				
Standard Interval	\$6.94	\$0.00	\$6.94	SUM 7..9
Additional Interval	\$10.42	\$0.00	\$10.42	SUM 7..9
Process 3				
Standard Interval	\$3.47	\$9.05	\$12.52	SUM 7..9
Additional Interval	\$0.00	\$9.05	\$9.05	SUM 7..9
Advanced/Special Products				
Process 1				
Standard Interval	\$0.00	\$0.00	\$0.00	SUM 7..9
Process 2				
Standard Interval	\$6.94	\$0.00	\$6.94	SUM 7..9
Additional Interval	\$10.42	\$0.00	\$10.42	SUM 7..9
Process 3				
Standard Interval	\$3.47	\$9.05	\$12.52	SUM 7..9
Additional Interval	\$0.00	\$9.05	\$9.05	SUM 7..9

Wholesale - June 2000
16-FL 11

GTE - Florida
 Wholesale Non-recurring Cost Study
 Field Work
 Summary

Description	Per Order			Destination
	Field Installation		Total Cost	
	CO Work	Field Installation		
	A=COC-4..8	B=FIC-4..8	C=A + B	
Exchange and Advanced/special Products				
Hot Cut Coordinated Conversion				
Exchange Products				
Process 1				
Standard Interval	\$0.00	\$0.00	\$0.00	SUM 10..12
Process 2				
Standard Interval	\$27.77	\$0.00	\$27.77	SUM 10..12
Additional Interval	\$10.42	\$0.00	\$10.42	SUM 10..12
Process 3				
Standard Interval	\$13.89	\$36.19	\$50.08	SUM 10..12
Additional Interval	\$0.00	\$9.05	\$9.05	SUM 10..12
Advanced/Special Products				
Process 1				
Standard Interval	\$0.00	\$0.00	\$0.00	SUM 10..12
Process 2				
Standard Interval	\$27.77	\$0.00	\$27.77	SUM 10..12
Additional Interval	\$10.42	\$0.00	\$10.42	SUM 10..12
Process 3				
Standard Interval	\$13.89	\$36.19	\$50.08	SUM 10..12
Additional Interval	\$0.00	\$9.05	\$9.05	SUM 10..12

GTE - Florida
 Wholesale Non-recurring Cost Study
 Field Work
 Summary

Description	Per Order			Destination
	Field Installation		Total Cost	
	CO Work	Field Installation		
	A=COC-4.8	B=FIC-4.8	C=A + B	
Exchange and Advanced/Special Products				
Expedites				
Exchange Products	\$0.00	\$0.00	\$0.00	SUM 13..15
Advanced/Special Products	\$0.00	\$0.00	\$0.00	SUM 13..15
Preordering	\$0.00	\$0.00	\$0.00	SUM 13..15
Record Order	\$0.00	\$0.00	\$0.00	SUM 13..15
Customer Service Record Search	\$0.00	\$0.00	\$0.00	SUM 13..15
CLEC Account Establishment	\$0.00	\$0.00	\$0.00	SUM 13..15

GTE - Florida
Wholesale Non-recurring Cost Study
Field Work
Central Office Calculation

Description	Minutes					Total Cost	Destination
	Minutes per Order	Probability of Occurrence	Minutes per Order	LLR per Minute			
	A = AINS-1.4 B = AINS-1.4 C = A * B D=AINS-1.4 E = C * D						
Exchange and Advanced/Special products							
Network Interface Device (NID)							
New	n/a	n/a	0.00	n/a	\$0.00	FWS-3.5	
Coordinated Conversion							
Exchange Products							
Process 1							
Standard Interval	n/a	n/a	0.00	n/a	\$0.00	FWS-3.5	
Process 2							
Standard Interval	10.00	100.00%	10.00	\$0.69	\$6.94	FWS-3.5	
Additional Interval	15.00	100.00%	15.00	\$0.69	\$10.42	FWS-3.5	
Process 3							
Standard Interval	5.00	100.00%	5.00	\$0.69	\$3.47	FWS-3.5	
Additional Interval	n/a	n/a	0.00	n/a	\$0.00	FWS-3.5	
Advanced/Special Products							
Process 1							
Standard Interval	n/a	n/a	0.00	n/a	\$0.00	FWS-3.5	
Process 2							
Standard Interval	10.00	100.00%	10.00	\$0.69	\$6.94	FWS-3.5	
Additional Interval	15.00	100.00%	15.00	\$0.69	\$10.42	FWS-3.5	
Process 3							
Standard Interval	5.00	100.00%	5.00	\$0.69	\$3.47	FWS-3.5	
Additional Interval	n/a	n/a	0.00	n/a	\$0.00	FWS-3.5	

16-RL 14
Wholesale - June 2000

GTE - Florida
Wholesale Non-recurring Cost Study
Field Work
Central Office Calculation

Description	Minutes					Destination
	Minutes per Order	Probability of Occurrence	per Order	LLR per Minute	Total Cost	
	A = AINS-1..4 B = AINS-1..4 C = A * B D=AINS-1..4 E = C * D					
Hot Cut Coordinated Conversion Exchange Products						
Process 1						
Standard Interval	n/a	n/a	0.00	n/a	\$0.00	FWS-3..5
Process 2						
Standard Interval	40.00	100.00%	40.00	\$0.69	\$27.77	FWS-3..5
Additional Interval	15.00	100.00%	15.00	\$0.69	\$10.42	FWS-3..5
Process 3						
Standard Interval	20.00	100.00%	20.00	\$0.69	\$13.89	FWS-3..5
Additional Interval	n/a	n/a	0.00	n/a	\$0.00	FWS-3..5
Advanced/Special Products						
Process 1						
Standard Interval	n/a	n/a	0.00	n/a	\$0.00	FWS-3..5
Process 2						
Standard Interval	40.00	100.00%	40.00	\$0.69	\$27.77	FWS-3..5
Additional Interval	15.00	100.00%	15.00	\$0.69	\$10.42	FWS-3..5
Process 3						
Standard Interval	20.00	100.00%	20.00	\$0.69	\$13.89	FWS-3..5
Additional Interval	n/a	n/a	0.00	n/a	\$0.00	FWS-3..5

GTE - Florida
 Wholesale Non-recurring Cost Study
 Field Work
 Central Office Calculation

Description	Minutes per Order	Probability of Occurrence	Minutes per Order	LLR per Minute	Total Cost	Destination
A = AINS-1.4 B = AINS-1.4 C = A * B D=AINS-1.4 E = C * D						
Exchange and Advanced/Special Products						
Expedites						
Exchange Products	n/a	n/a	0.00	n/a	\$0.00	FWS-3..5
Advanced/Special Products	n/a	n/a	0.00	n/a	\$0.00	FWS-3..5
Preordering	n/a	n/a	0.00	n/a	\$0.00	FWS-3..5
Record Order	n/a	n/a	0.00	n/a	\$0.00	FWS-3..5
Customer Service Record Search	n/a	n/a	0.00	n/a	\$0.00	FWS-3..5
CLEC Account Establishment	n/a	n/a	0.00	n/a	\$0.00	FWS-3..5
Network Wholesale Services						
Expedites						
Trunk Ports	n/a	n/a	0.00	n/a	\$0.00	FWS-3..5
Entrance Facilities/Deciated Transport	n/a	n/a	0.00	n/a	\$0.00	FWS-3..5
Record Order	n/a	n/a	0.00	n/a	\$0.00	FWS-3..5

GTE - Florida
Wholesale Non-recurring Cost Study
Field Work
Field Installation Calculation

Description	Minutes per Order	Probability of Occurrence	Minutes per Order	LLR per Minute	Total Cost	Destination
A=AINS-1.4 B=AINS-1.4 C = A * B D=AINS-1.4 E = C * D						
Exchange and Advanced/Special Products						
Network Interface Device (NID)						
New	2.86	100.00%	2.86	\$0.61	\$1.74	FWS-3.5
Coordinated Conversion						
Exchange Products						
Process 1						
Additional Interval	n/a	n/a	0.00	n/a	\$0.00	FWS-3.5
Process 2						
Standard Interval	n/a	n/a	0.00	n/a	\$0.00	FWS-3.5
Additional Interval	n/a	n/a	0.00	n/a	\$0.00	FWS-3.5
Process 3						
Standard Interval	15.00	100.00%	15.00	\$0.60	\$9.05	FWS-3.5
Additional Interval	15.00	100.00%	15.00	\$0.60	\$9.05	FWS-3.5
Advanced/Special Products						
Process 1						
Standard Interval	n/a	n/a	0.00	n/a	\$0.00	FWS-3.5
Process 2						
Standard Interval	n/a	n/a	0.00	n/a	\$0.00	FWS-3.5
Additional Interval	n/a	n/a	0.00	n/a	\$0.00	FWS-3.5
Process 3						
Standard Interval	15.00	100.00%	15.00	\$0.60	\$9.05	FWS-3.5
Additional Interval	15.00	100.00%	15.00	\$0.60	\$9.05	FWS-3.5

**GTE - Florida
Wholesale Non-recurring Cost Study
Field Work
Field Installation Calculation**

Description	Minutes per Order	Probability of Occurrence	Minutes per Order	LLR per Minute	Total Cost	Destination
A=AINS-1.4 B=AINS-1.4 C = A * B D=AINS-1.4 E = C * D						
Exchange and Advanced/Special Products						
Hot Cut Coordinated Conversion						
Exchange Products						
Process 1						
Standard Interval	n/a	n/a	0.00	n/a	\$0.00	FWS-3.5
Process 2						
Standard Interval	n/a	n/a	0.00	n/a	\$0.00	FWS-3.5
Additional Interval	n/a	n/a	0.00	n/a	\$0.00	FWS-3.5
Process 3						
Standard Interval	60.00	100.00%	60.00	\$0.60	\$36.19	FWS-3.5
Additional Interval	15.00	100.00%	15.00	\$0.60	\$9.05	FWS-3.5
Advanced/Special Products						
Process 1						
Standard Interval	n/a	n/a	0.00	n/a	\$0.00	FWS-3.5
Process 2						
Standard Interval	n/a	n/a	0.00	n/a	\$0.00	FWS-3.5
Additional Interval	n/a	n/a	0.00	n/a	\$0.00	FWS-3.5
Process 3						
Standard Interval	60.00	100.00%	60.00	\$0.60	\$36.19	FWS-3.5
Additional Interval	15.00	100.00%	15.00	\$0.60	\$9.05	FWS-3.5

**GTE - Florida
Wholesale Non-recurring Cost Study
Field Work
Field Installation Calculation**

Description	Minutes per Order	Probability of Occurrence	Minutes per Order	LLR per Minute	Total Cost	Destination
$A = \text{AINS-1..4}$ $B = \text{AINS-1..4}$ $C = A * B$ $D = \text{AINS-1..4}$ $E = C * D$						
Exchange and Advanced/Special Products Expedites						
Exchange Products	n/a	n/a	0.00	n/a	\$0.00	FWS-3..5
Advanced/Special Products	n/a	n/a	0.00	n/a	\$0.00	FWS-3..5
Preordering	n/a	n/a	0.00	n/a	\$0.00	FWS-3..5
Record Order	n/a	n/a	0.00	n/a	\$0.00	FWS-3..5
Customer Service Record Search	n/a	n/a	0.00	n/a	\$0.00	FWS-3..5
CLEC Account Establishment	n/a	n/a	0.00	n/a	\$0.00	FWS-3..5
Network Wholesale Services						
Expedites						
Trunk Ports	n/a	n/a	0.00	n/a	\$0.00	FWS-3..5
Entrance Facilities/Deciated Transport	n/a	n/a	0.00	n/a	\$0.00	FWS-3..5
Record Order	n/a	n/a	0.00	n/a	\$0.00	FWS-3..5

GTE - Florida
Wholesale Non-recurring Cost Study
Field Work
Sub-Loop Calculations

Description	Field				Central Office				Destination
	Minutes per Line/Ckt	Probability of Occurrence	Loaded Labor Rate Per Minute	Total Field Cost	Minutes per Initial Line/Ckt	Probability of Occurrence	Loaded Labor Rate Per Minute	Total C.O. Cost	
Unbundled Network Elements (UNEs) Exchange Products Sub-Loop Unbundling Initial Line MDF Interconnection New Central Office n/a n/a n/a \$0.00 9.55 100.00% \$ 0.69 \$6.63 Customer Location 182.82 27.57% \$0.50 \$25.20 n/a n/a n/a \$0.00 Total \$25.20 \$6.63 FWS-1									
Disconnect Central Office n/a n/a n/a \$0.00 4.51 100.00% \$ 0.69 \$3.13 Customer Location 178.36 0.30% \$0.49 \$0.26 n/a n/a n/a \$0.00 Total \$0.26 \$3.13 FWS-1									
Change CO Interconnection n/a n/a n/a \$0.00 12.68 100.00% \$ 0.69 \$8.80 FWS-1									
FDI - Feeder Interconnection New Central Office n/a n/a n/a \$0.00 9.55 100.00% \$ 0.69 \$6.63 Cross Box 23.24 100.00% \$0.50 \$11.62 n/a n/a n/a \$0.00 Total \$11.62 \$6.63 FWS-4									
Disconnect Central Office n/a n/a n/a \$0.00 4.51 100.00% \$ 0.69 \$3.13 Cross Box 23.24 100.00% \$0.49 \$11.39 n/a n/a n/a \$0.00 Total \$11.39 \$3.13 FWS-1									
Change Facility Connection 23.24 100.00% \$0.50 \$11.62 n/a n/a n/a \$0.00 FWS-1									

GTE - Florida
Wholesale Non-recurring Cost Study
Field Work
Sub-Loop Calculations

Description	Field			Central Office					Destination
	Minutes per Line/Ckt	Probability of Occurrence	Loaded Labor Rate Per Minute	Total Field Cost	Minutes per Initial Line/Ckt	Probability of Occurrence	Loaded Labor Rate Per Minute	Total C.O. Cost	
A=AINS-5.8 C=AINS-5.8 D=AINS-5.8 E=A*B*C F=AINS-5.8 G=AINS-5.8 H=ALLR-1 I=F*G*H									
Unbundled Network Elements (UNEs)									
Exchange Products									
Sub-Loop Unbundling									
Initial Line									
FDI - Distribution Interconnection									
New									
Cross Box	23.24	100.00%	\$0.50	\$11.62	n/a	n/a	n/a	\$0.00	
Customer Location	182.82	27.57%	\$0.50	\$25.20	n/a	n/a	n/a	\$0.00	
Total				\$36.82				\$0.00	FWS-1
Disconnect									
Cross Box	23.24	100.00%	\$0.49	\$11.39	n/a	n/a	n/a	\$0.00	
Customer Location	178.36	0.30%	\$0.49	\$0.26	n/a	n/a	n/a	\$0.00	
Total				\$11.65				\$0.00	FWS-1
Change Facility Connection	23.24	100.00%	\$0.50	\$11.62	n/a	n/a	n/a	\$0.00	FWS-1
Serving Terminal Interconnection									
Customer Location									
New	15.72	100.00%	\$0.50	\$7.86	n/a	n/a	n/a	\$0.00	FWS-1
Disconnect	15.72	100.00%	\$0.49	\$7.70	n/a	n/a	n/a	\$0.00	FWS-1
Change Facility Connection	15.72	100.00%	\$0.50	\$7.86	n/a	n/a	n/a	\$0.00	FWS-1

GTE - Florida
 Wholesale Non-recurring Cost Study
 Field Work
 Sub-Loop Calculations

Description	Field				Central Office				Destination
	Minutes per Line/Ckt	Probability of Occurrence	Loaded Labor Rate Per Minute	Total Field Cost	Minutes per Initial Line/Ckt	Probability of Occurrence	Loaded Labor Rate Per Minute	Total C.O. Cost	
Unbundled Network Elements (UNEs)	A=AINS-5.8 C=AINS-5.8 D=AINS-5.8 E=A*B*C F=AINS-5.8 G=AINS-5.8 H=ALLR-1 I=F*G*H								
Exchange Products									
Sub-Loop Unbundling									
Additional Line									
MDF Interconnection									
New									
Central Office	n/a	n/a	n/a	\$0.00	8.17	100.00%	\$0.69	\$5.67	
Customer Location	96.00	27.57%	\$0.49	\$12.97	n/a	n/a	n/a	\$0.00	
Total				\$12.97				\$5.67	FWS-1
Disconnect									
Central Office	n/a	n/a	n/a	\$0.00	3.13	100.00%	\$0.69	\$2.17	
Customer Location	178.36	0.30%	\$0.49	\$0.26	n/a	n/a	n/a	\$0.00	
Total				\$0.26				\$2.17	FWS-1
Change CO Interconnection	n/a	n/a	n/a	\$0.00	11.30	100.00%	\$0.69	\$7.85	FWS-1
FDI - Feeder Interconnection									
New									
Central Office	n/a	n/a	n/a	\$0.00	8.17	100.00%	\$0.69	\$5.67	
Cross Box	3.77	100.00%	\$0.49	\$1.85	n/a	n/a	n/a	\$0.00	
Total				\$1.85				\$5.67	FWS-1
Disconnect									
Central Office	n/a	n/a	n/a	\$0.00	3.13	100.00%	\$0.69	\$2.17	
Cross Box	3.77	100.00%	\$0.49	\$1.85	n/a	n/a	n/a	\$0.00	
Total				\$1.85				\$2.17	FWS-1
Change Facility Connection	3.77	100.00%	\$0.49	\$1.85	n/a	n/a	n/a	\$0.00	FWS-1

16-FL-22
 Wholesale - June 2000

GTE - Florida
 Wholesale Non-recurring Cost Study
 Field Work
 Sub-Loop Calculations

Description	Field				Central Office				Destination
	Minutes per Line/Ckt	Probability of Occurrence	Loaded	Total	Minutes per Initial Line/Ckt	Probability of Occurrence	Loaded	Total	
			Labor Rate Per Minute	Field Cost			Labor Rate Per Minute	C.O. Cost	
A=AINS-5.8 C=AINS-5.8 D=AINS-5.8 E=A*B*C F=AINS-5.8 G=AINS-5.8 H=ALLR-1 I=F*G*H									
Unbundled Network Elements (UNEs)									
Exchange Products									
Sub-Loop Unbundling									
Additional Line									
FDI - Distribution Interconnection									
New									
Cross Box	3.77	100.00%	\$0.49	\$1.85	n/a	n/a	n/a	\$0.00	
Customer Location	96.00	27.57%	\$0.49	\$12.97	n/a	n/a	n/a	\$0.00	
Total				\$14.82				\$0.00	FWS-1
Disconnect									
Cross Box	3.77	100.00%	\$0.49	\$1.85	n/a	n/a	n/a	\$0.00	
Customer Location	178.36	0.30%	\$0.49	\$0.26	n/a	n/a	n/a	\$0.00	
Total				\$2.11				\$0.00	FWS-1
Change Facility Connection	3.77	100.00%	\$0.49	\$1.85	n/a	n/a	n/a	\$0.00	FWS-1
Serving Terminal Interconnection									
Customer Location									
New	2.12	100.00%	\$0.49	\$1.04	n/a	n/a	n/a	\$0.00	FWS-1
Disconnect	2.12	100.00%	\$0.49	\$1.04	n/a	n/a	n/a	\$0.00	FWS-1
Change Facility Connection	2.12	100.00%	\$0.49	\$1.04	n/a	n/a	n/a	\$0.00	FWS-1

GTE - Florida
Wholesale Non-recurring Cost Study
Field Work
Dark Fiber Cost Calculations

Description	Field				Central Office				Destination
	Minutes per Line/Ckt	Probability of Occurrence	Loaded Labor Rate	Field Total	Minutes per Line/Ckt	Probability of Occurrence	Loaded Labor Rate	CO Total	
A=AINS-9,10 B = AINS-9,10 C=AINS-9,10 D=A*B*C E=AINS-9,10 F=AINS-9,10 G=AINS-9,10 H=E*F*G									
Unbundled Network Elements (UNEs)									
Advanced/Special Products									
Dark Fiber									
Initial Line									
Preordering	n/a	n/a	n/a	\$0.00	n/a	n/a	n/a	\$0.00	FWS-2
UNE Interoffice Dedicated Transport									
Host Central Office	n/a	n/a	n/a	\$0.00	21.25	100.00%	\$0.69	\$14.75	
Remote Central Office	n/a	n/a	n/a	\$0.00	27.14	100.00%	\$0.69	\$18.85	
Total				\$0.00				\$33.60	FWS-2
Unbundled Loop									
Central Office	n/a	n/a	n/a	\$0.00	21.25	100.00%	\$0.69	\$14.75	
Customer Location	27.14	100.00%	\$0.61	\$16.46	n/a	n/a	n/a	\$0.00	
Total				\$16.46				\$14.75	FWS-2
Sub-loop Feeder									
Central Office	n/a	n/a	n/a	\$0.00	21.25	100.00%	\$0.69	\$14.75	
Cross Box	27.14	100.00%	\$0.61	\$16.46	n/a	n/a	n/a	\$0.00	
Total				\$16.46				\$14.75	FWS-2
Sub-loop Distribution									
Cross Box	27.14	100.00%	\$0.61	\$16.46	n/a	n/a	n/a	\$0.00	
Customer Location	27.14	100.00%	\$0.61	\$16.46	n/a	n/a	n/a	\$0.00	
Total				\$32.92				\$0.00	FWS-2

GTE - Florida
Wholesale Non-recurring Cost Study
Field Work
Dark Fiber Cost Calculations

Description	Field				Central Office				Destination
	Minutes per Line/Ckt	Probability of Occurrence	Loaded Labor Rate	Field Total	Minutes per Line/Ckt	Probability of Occurrence	Loaded Labor Rate	CO Total	
	A=AINS-9,10 B = AINS-9,10 C=AINS-9,10 D=A*B*C E=AINS-9,10 F=AINS-9,10 G=AINS-9,10 H=E*F*G								
Unbundled Network Elements (UNEs)									
Advanced/Special Products									
Dark Fiber									
Additional Line									
Preordering	n/a	n/a	n/a	\$0.00	n/a	n/a	n/a	\$0.00	FWS-2
UNE Interoffice Dedicated Transport									
Host Central Office	n/a	n/a	n/a	\$0.00	21.25	100.00%	\$0.69	\$14.75	
Remote Central Office	n/a	n/a	n/a	\$0.00	21.25	100.00%	\$0.69	\$14.75	
Total				\$0.00				\$29.51	FWS-2
Unbundled Loop									
Central Office	n/a	n/a	n/a	\$0.00	21.25	100.00%	\$0.69	\$14.75	
Customer Location	21.25	100.00%	\$0.61	\$12.88	n/a	n/a	n/a	\$0.00	
Total				\$12.88				\$14.75	FWS-2
Sub-loop Feeder									
Central Office	n/a	n/a	n/a	\$0.00	21.25	100.00%	\$0.69	\$14.75	
Cross Box	21.25	100.00%	\$0.61	\$12.88	n/a	n/a	n/a	\$0.00	
Total				\$12.88				\$14.75	FWS-2
Sub-loop Distribution									
Cross Box	21.25	100.00%	\$0.61	\$12.88	n/a	n/a	n/a	\$0.00	
Customer Location	21.25	100.00%	\$0.61	\$12.88	n/a	n/a	n/a	\$0.00	
Total				\$25.77				\$0.00	FWS-2

**This tab has intentionally
been left blank.**

GTE - Florida
Unbundled Network Element (UNE) Non-Recurring Cost Study

Custom Routing of Operator and Directory Assistance Service

GTE offers Custom Routing of Operator and Directory Assistance Service on a bona fide request basis.

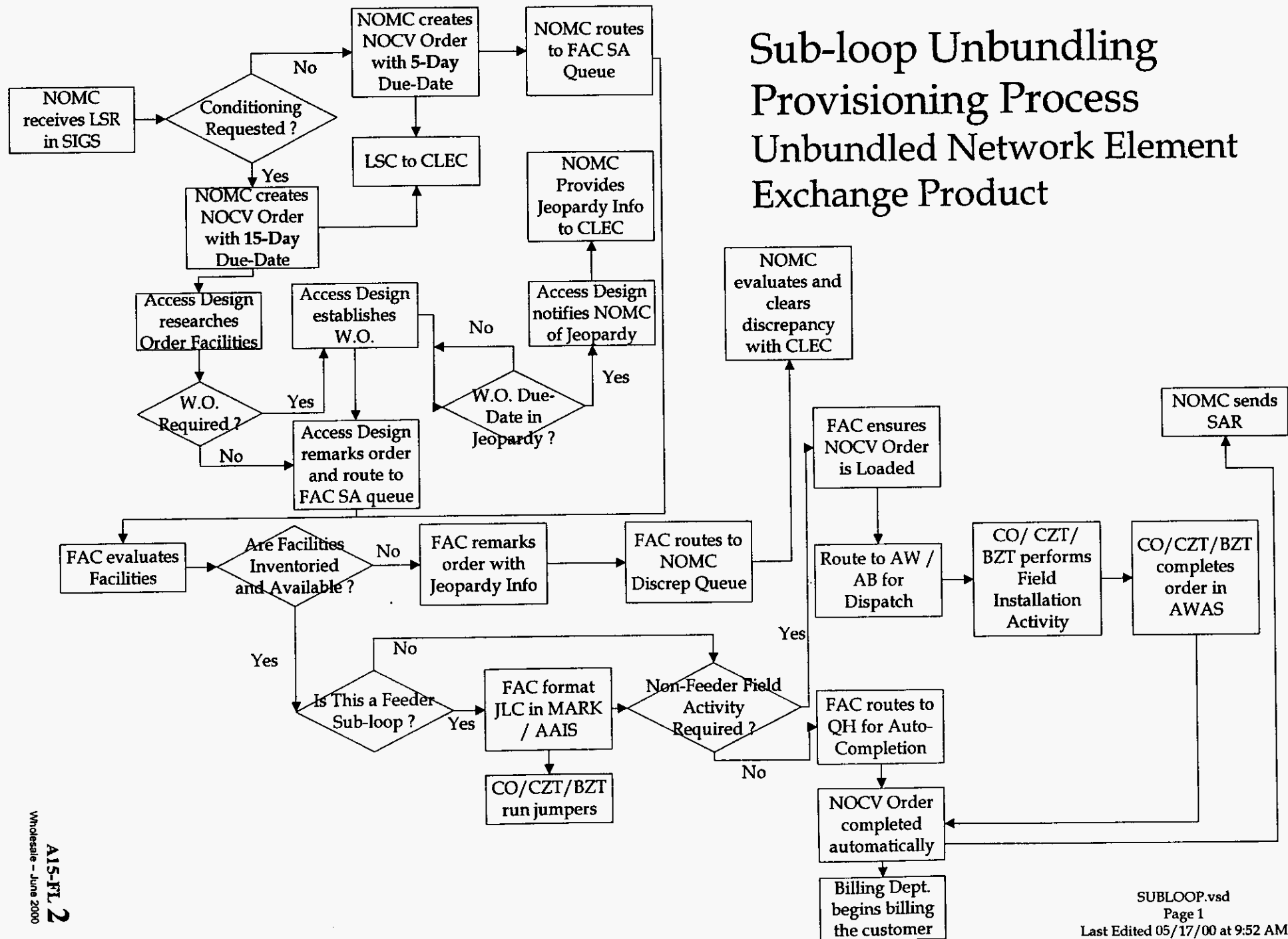
GTE Wholesale Non-Recurring Cost Study

Florida

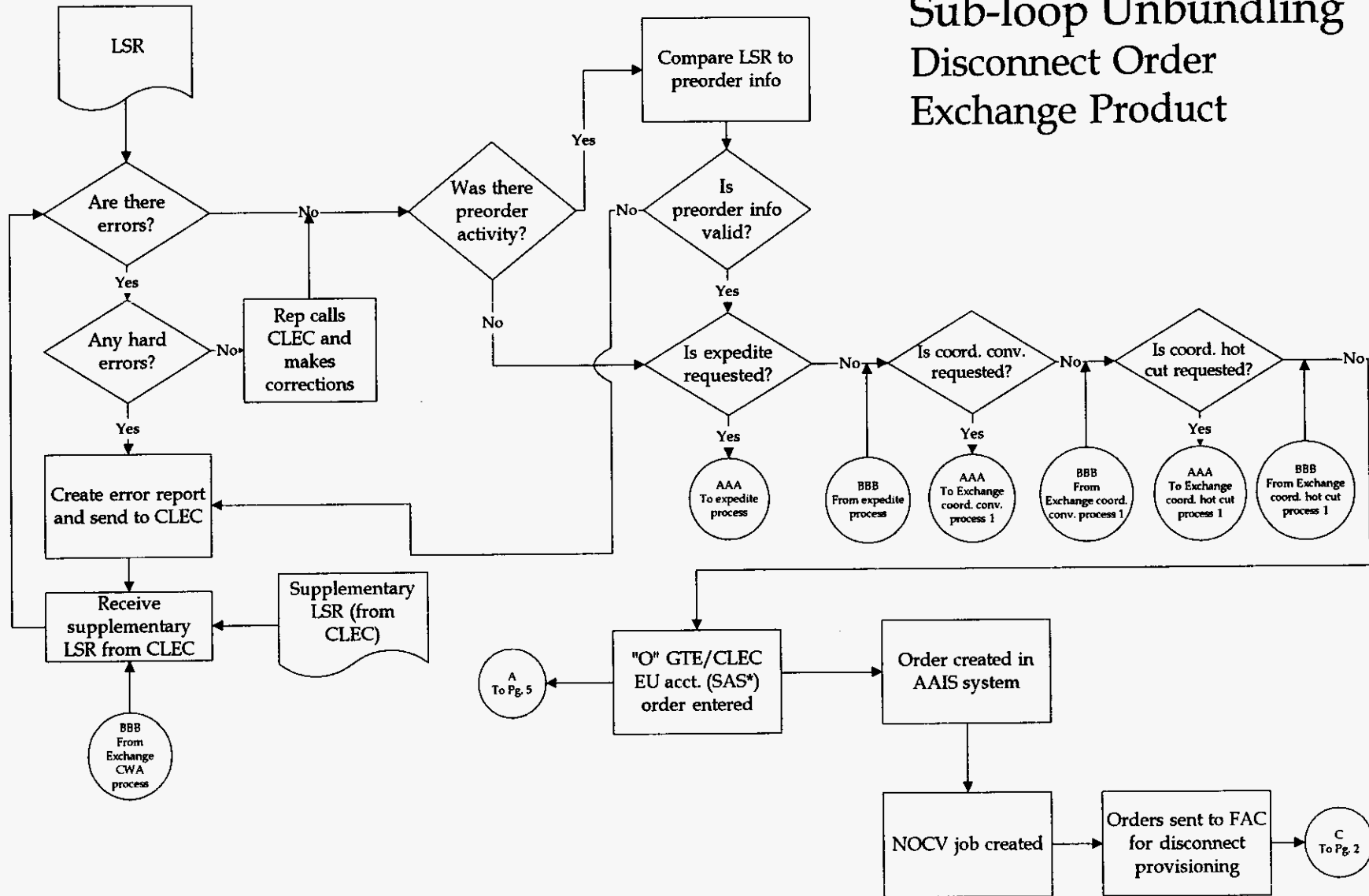
Table of Process Flow Maps

Map Title	Page
Sub-loop Unbundling Provisioning Process	A1-2
Sub-loop Unbundling Disconnect Order	A1-3
Sub-loop Unbundling Change Facility Interconnection	A1-8
Dark Fiber Preordering Ten Day Inquiry Response	A1-12

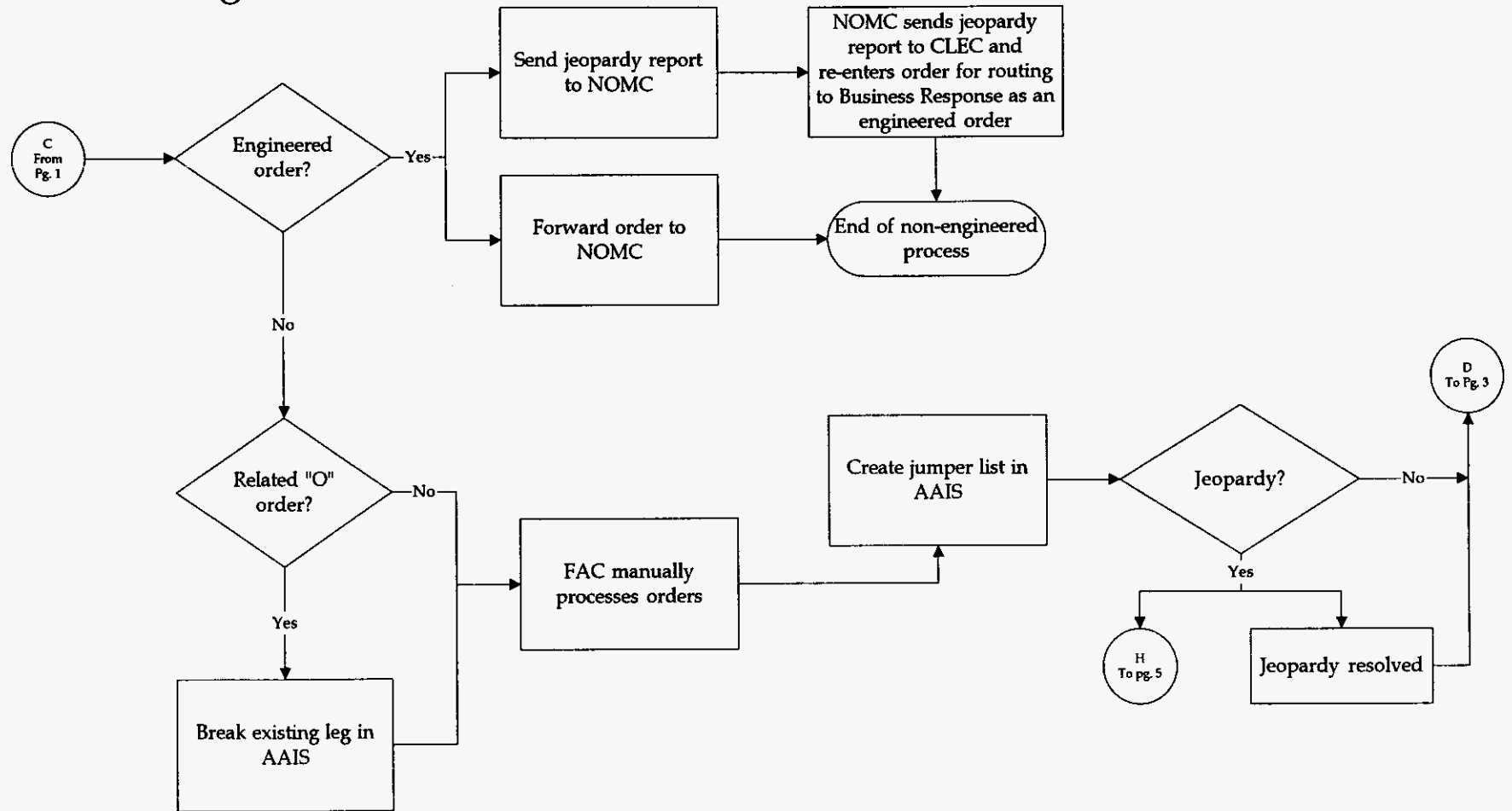
Sub-loop Unbundling Provisioning Process Unbundled Network Element Exchange Product



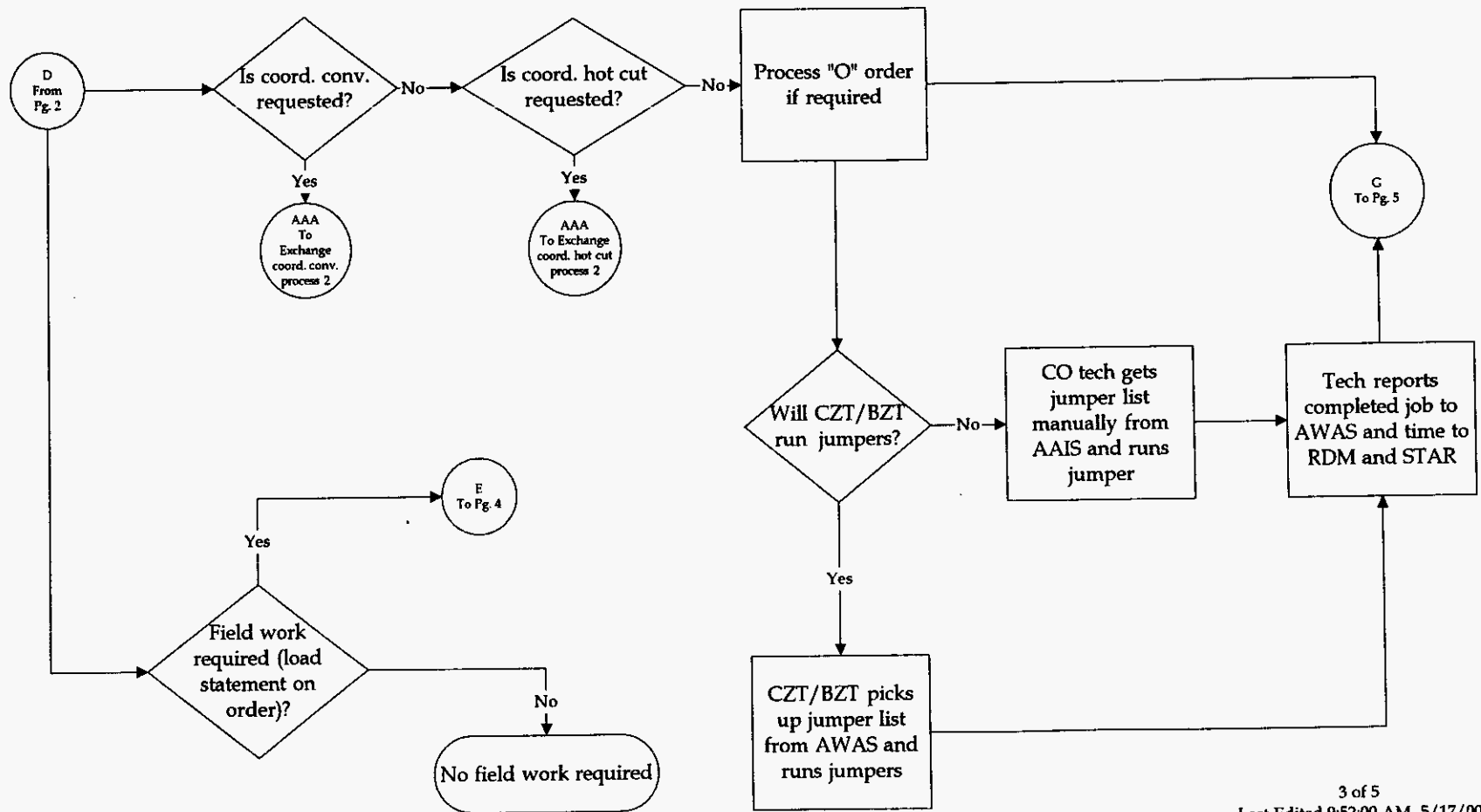
Sub-loop Unbundling Disconnect Order Exchange Product



Sub-loop Unbundling Disconnect Order Exchange Product



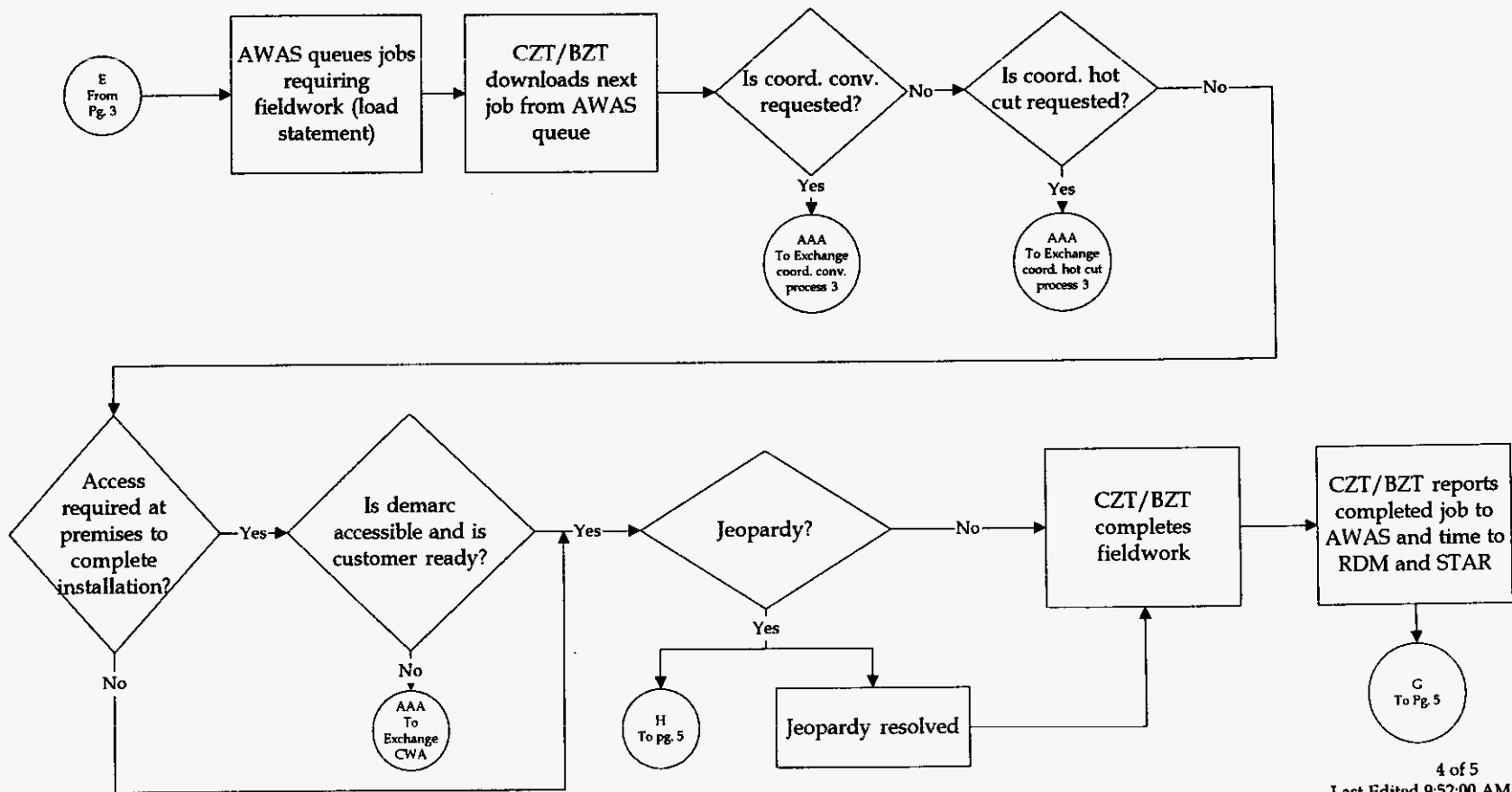
Sub-loop Unbundling Disconnect Order Exchange Product



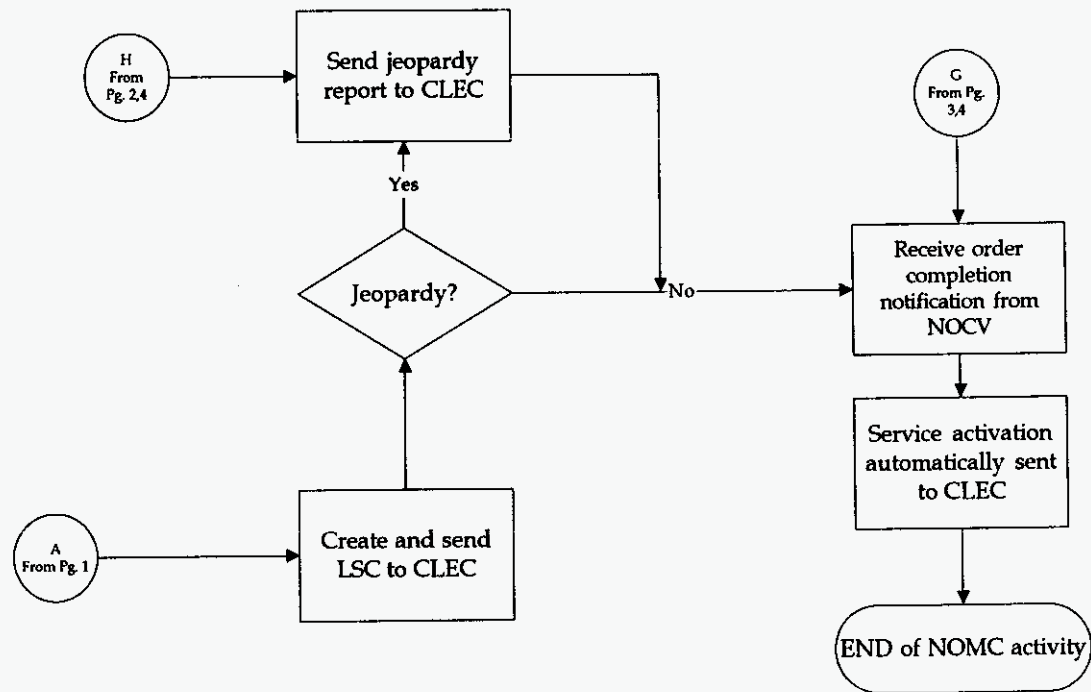
Sub-loop Unbundling

Disconnect Order

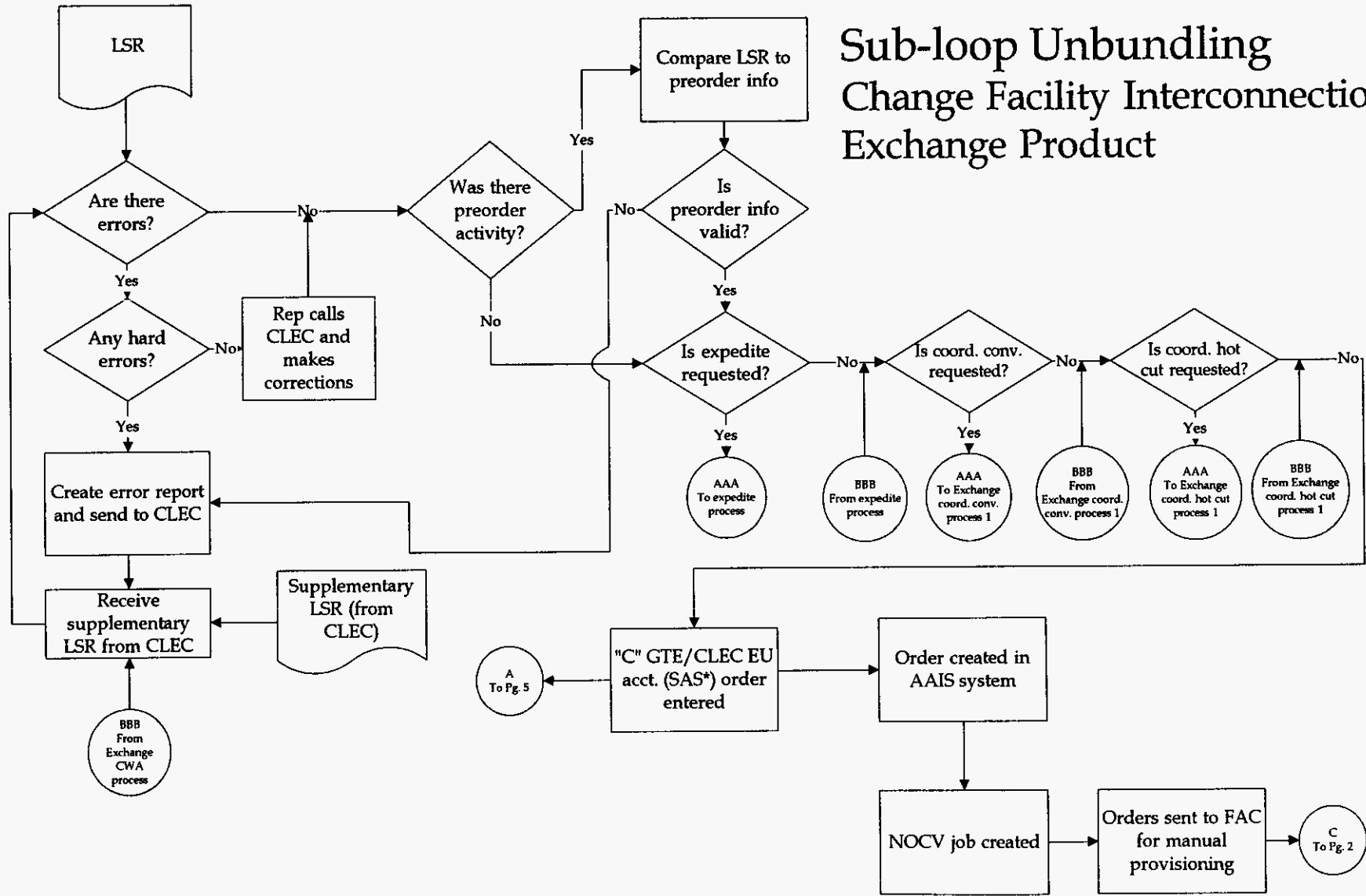
Exchange Product



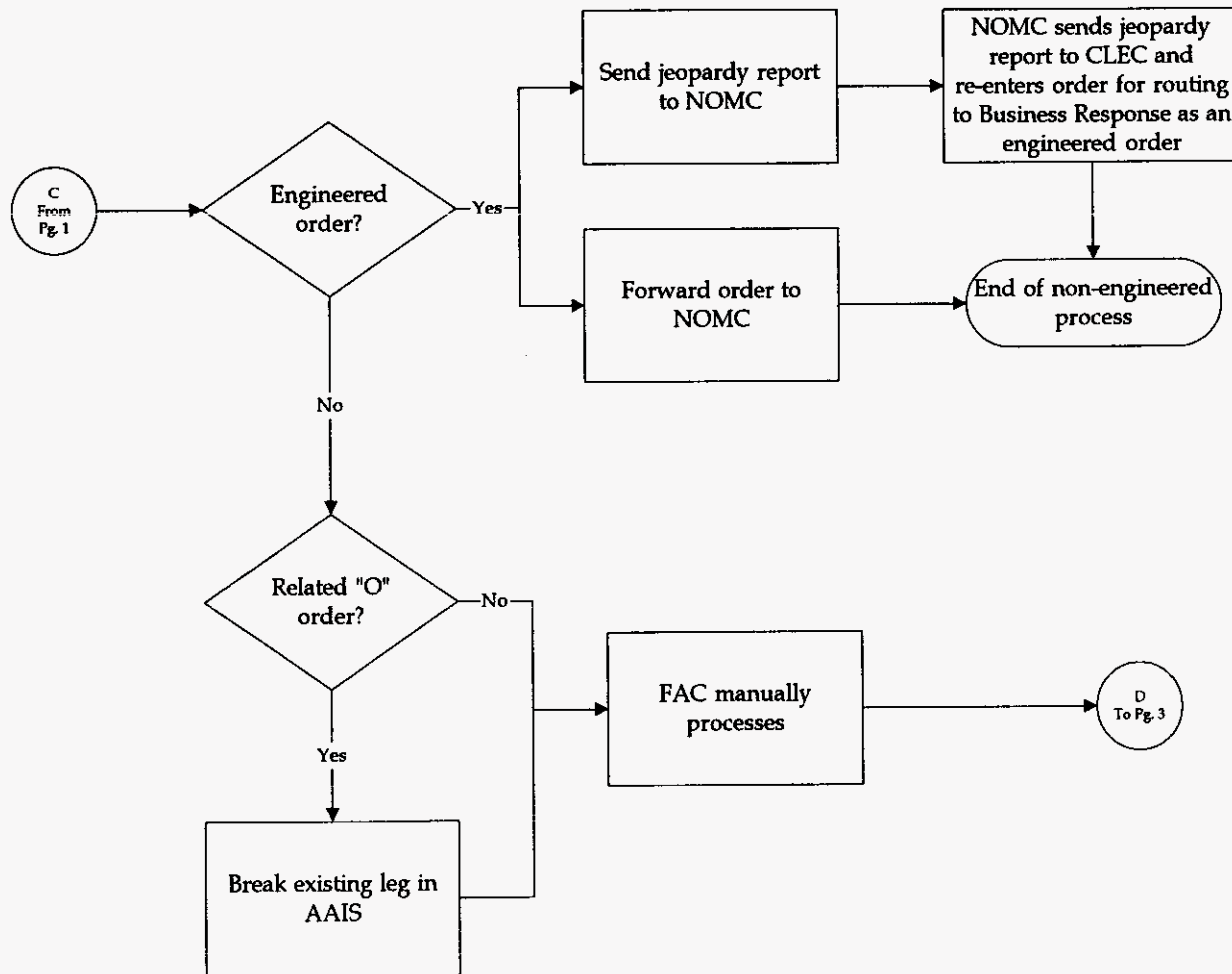
Sub-loop Unbundling Disconnect Order Exchange Product



Sub-loop Unbundling Change Facility Interconnection Exchange Product



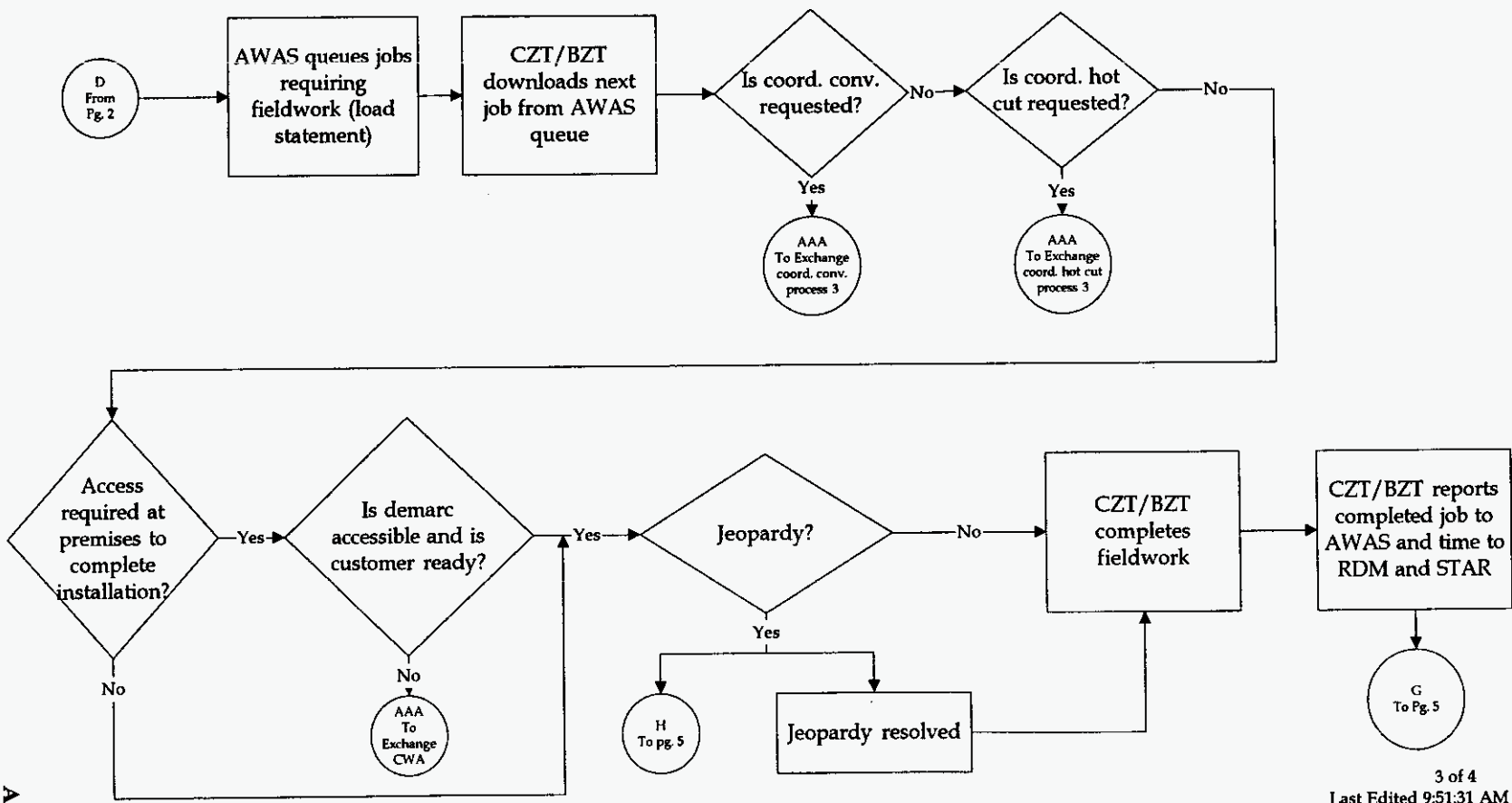
Sub-loop Unbundling Change Facility Interconnection Exchange Product



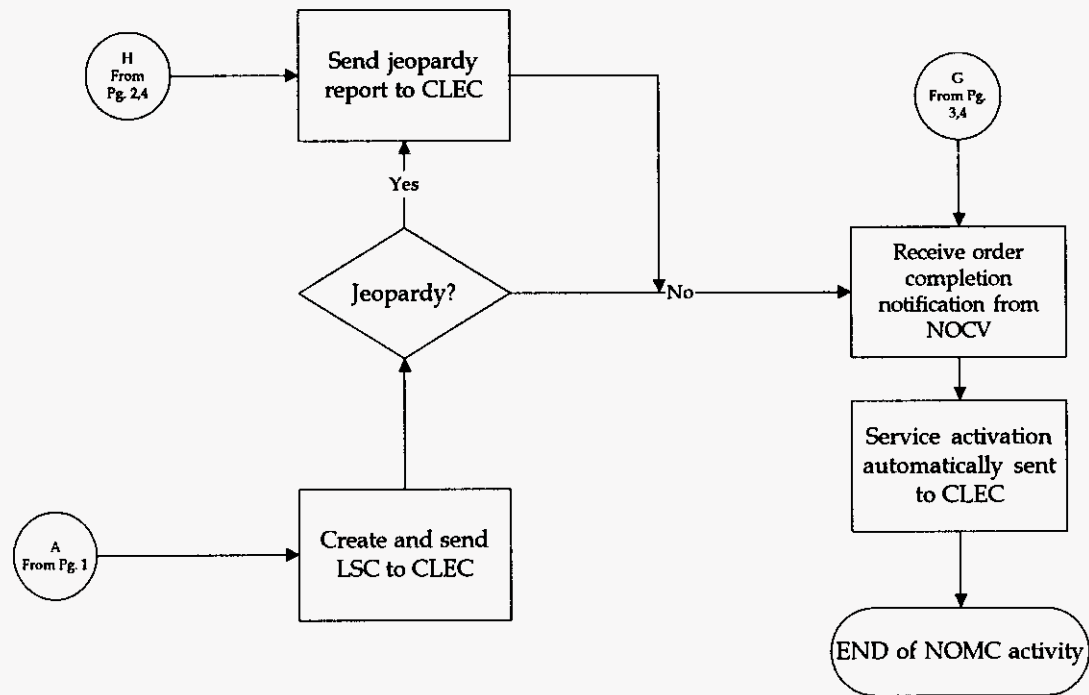
Sub-loop Unbundling

Change Facility Interconnection

Exchange Product



Sub-loop Unbundling Change Facility Interconnection Exchange Product



Dark Fiber Preordering Ten Day Inquiry Response

CLEC: Required Information:
 Request Type = SR (SI for Firm Order)
 A Location
 Z Location (Enduser, FDI, or Office by NCI)
 Quantity (Character 1 and 2 of NCI)

CLEC makes a web inquiry via Intercom, or Dial-Up via BDS TELIS

NACC completes Exact Mechanized Form

Real Time ASR Tracking System (RATS)

Access Design evaluates the inquiry

Local Loop or Inter-Office?

Network Design evaluates the inquiry

NACC communicates Inquiry Results

Access Design documents results in SOP notes

CLEC evaluates Inquiry Results

Proceed with Order?

> 30 calendar days since FOC?

> 2 business days since FOC?

Fiber identified is no longer on reserve

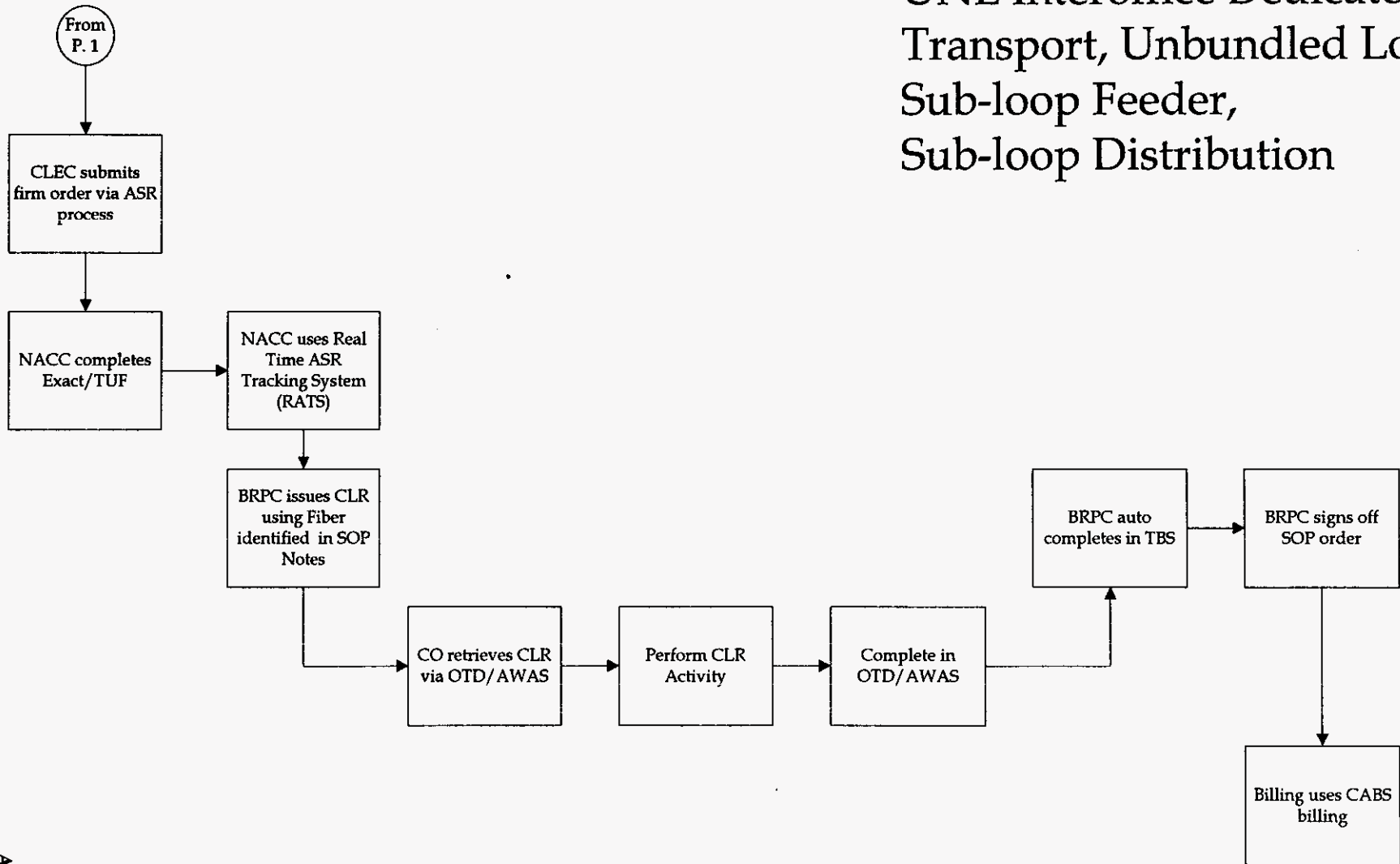
Fiber on Reserve

Access Design: Results Include:

- Length in Segments
- A & Z Locations for Each Segment
- Type of Fiber
- Reason for Rejection (No Fiber Avail, etc.)

AIS-FL 12
 Wholesale - June 2000

Dark Fiber Firm Order Process UNE Interoffice Dedicated Transport, Unbundled Loop, Sub-loop Feeder, Sub-loop Distribution



GTE Wholesale Non-Recurring Cost Study

Florida

Table of Appendix Exhibits - Ordering by Page

	Exhibit Name	Page
Ordering Inputs -----	AOIS	A2-3
Weighted Loaded Labor Rates Calculation -----	AOLR	A2-10
Manual Order Processing - Work Sampling Summary -----	AMON	A2-11
Manual Order Editing - Work Sampling Summary -----	AMOE	A2-13
Off-Line Processing - Minutes per Order Calculation -----	AOLC	A2-15
Off-Line Processing - Work Sampling Summary -----	AOLS	A2-16
Exchange Basic Unbundled Loop Order and Record Order Processing Calculations -----	AOUC	A2-18
Unbundled Loop Exchange Basic Order Processing - Work Sampling Results -----	AULS	A2-19
Other Ordering Activities - Work Sampling Summary -----	AOAS	A2-21
Network Interface Device Order Processing - Minutes per Order -----	ANIO	A2-22
Sub-Loop Unbundling Order Processing - Minutes per Order -----	ASLU	A2-23
Dark Fiber Order Processing - Minutes per Order -----	ADFO	A2-24
Coordinated Conversion, Hot Cut Coordinated Conversion, Expedite and CLEC Account Establishment -----	AECC	A2-25
NOMC Shared/Fixed Costs -----	ASFC	A2-28
Capital Cost Factors -----	ACCF	A2-30

GTE Wholesale Non-Recurring Cost Study

Florida

Table of Appendix Exhibits - Ordering by Exhibit Name

	Exhibit Name	Page
Capital Cost Factors -----	ACCF	A2-30
Dark Fiber Order Processing - Minutes per Order -----	ADFO	A2-24
Coordinated Conversion, Hot Cut Coordinated Conversion, Expedite and CLEC Account Establishment -----	AECC	A2-25
Manual Order Editing - Work Sampling Summary -----	AMOE	A2-13
Manual Order Processing - Work Sampling Summary -----	AMON	A2-11
Network Interface Device Order Processing - Minutes per Order -----	ANIO	A2-22
Other Ordering Activities - Work Sampling Summary -----	AOAS	A2-21
Ordering Inputs -----	AOIS	A2-3
Off-Line Processing - Minutes per Order Calculation -----	AOLC	A2-15
Weighted Loaded Labor Rates Calculation -----	AOLR	A2-10
Off-Line Processing - Work Sampling Summary -----	AOLS	A2-16
Exchange Basic Unbundled Loop Order and Record Order Processing Calculations -----	AOUC	A2-18
NOMC Shared/Fixed Costs -----	ASFC	A2-28
Sub-Loop Unbundling Order Processing - Minutes per Order -----	ASLU	A2-23
Unbundled Loop Exchange Basic Order Processing - Work Sampling Results -----	AULS	A2-19

GTE - Florida
Wholesale Non-recurring Cost Study
Ordering
Ordering Inputs

Description	Source	Manual	Semi-	Mechanized	LLR per Minute	Annual Costs	Destination
		Minutes per Order	Mechanized	Mechanized			
		A=Source	B=Source	C=Source	D=AOLR-1		
Unbundled Network Elements (UNEs)							
Manual Order Processing							
Manual LSR Receipt	AMON-1	1.97			\$0.32		ORD-1.4
Manual LSR Order Entry							
New	AMON-1	14.51					ORD-1.4
Disconnect	AMON-1	5.07					ORD-1.4
Change	AMON-2	5.46					ORD-1.4
Record	AMON-2	3.11					ORD-9
Manual Order Editing							
New	AMOE-1	3.75			\$0.32		ORD-1.4
Disconnect	AMOE-1	1.95					ORD-1.4
Change	AMOE-2	2.34					ORD-1.4
Record	AMOE-2	1.78					ORD-9
Off-Line Processing	AOLC-1	5.18	5.05	n/a	\$0.36		ORD-1.9

GTE - Florida
Wholesale Non-recurring Cost Study
Ordering
Ordering Inputs

Description	Source	Manual	Semi-	Mechanized	LLR per Minute D=AOLR-1	Annual Costs	Destination
		Minutes per Order A=Source	Mechanized	Mechanized			
		Order	Minutes per Order B=Source	Minutes per Order C=Source			
Unbundled Network Elements (UNEs)							
Sub-Loop Unbundling Order Processing					\$0.36		ORD-1..4
MDF Interconnection							
New	ASLU-1	33.10	33.10	n/a			ORD-1
Disconnect	ASLU-1	14.33	14.33	n/a			ORD-1
Change CO Interconnection	ASLU-1	10.70	10.70	n/a			ORD-1
FDI - Feeder Interconnection							
New	ASLU-1	33.10	33.10	n/a			ORD-2
Disconnect	ASLU-1	14.33	14.33	n/a			ORD-2
Change Facility Connection	ASLU-1	10.70	10.70	n/a			ORD-2
FDI - Distribution Interconnection							
New	ASLU-1	33.10	33.10	n/a			ORD-3
Disconnect	ASLU-1	14.33	14.33	n/a			ORD-3
Change Facility Connection	ASLU-1	10.70	10.70	n/a			ORD-3
Serving Terminal Interconnection							
New	ASLU-1	33.10	33.10	n/a			ORD-4
Disconnect	ASLU-1	14.33	14.33	n/a			ORD-4
Change Facility Connection	ASLU-1	10.70	10.70	n/a			ORD-4

GTE - Florida
Wholesale Non-recurring Cost Study
Ordering
Ordering Inputs

Description	Source	Manual	Semi-	Mechanized	LLR per Minute D=AOLR-1	Annual Costs	Destination
		Minutes per Order A=Source	Mechanized	Mechanized			
		Minutes per Order A=Source	Minutes per Order B=Source	Minutes per Order C=Source			
Unbundled Network Elements (UNEs)							
Dark Fiber					\$0.48		ORD-5
Preordering							
Exchange Facilities	ADFO-1	5.00	5.00	n/a			ORD-5
Interoffice Facilities	ADFO-1	5.00	5.00	n/a			ORD-5
UNE Interoffice Dedicated Transport							
New	ADFO-1	88.10	88.10	n/a			ORD-5
Disconnect	ADFO-1	44.92	44.92	n/a			ORD-5
Unbundled Loop							
New	ADFO-1	88.10	88.10	n/a			ORD-5
Disconnect	ADFO-1	44.92	44.92	n/a			ORD-5
Sub-loop Feeder							
New	ADFO-1	88.10	88.10	n/a			ORD-5
Disconnect	ADFO-1	44.92	44.92	n/a			ORD-5
Sub-loop Distribution							
New	ADFO-1	88.10	88.10	n/a			ORD-5
Disconnect	ADFO-1	44.92	44.92	n/a			ORD-5

GTE - Florida
Wholesale Non-recurring Cost Study
Ordering
Ordering Inputs

Description	Source	Manual	Semi-	Mechanized	LLR per Minute	Annual Costs	Destination
		Minutes per Order	Mechanized	Mechanized			
		A=Source	B=Source	C=Source	D=AOLR-1		
Exchange and Advanced/Special Products							
Network Interface Device (NID) Order Processing	ANIO-1	28.14	28.14	n/a	\$0.36		ORD-6
Coordinated Conversion					\$0.36		ORD-7
Exchange Products							
Process 1							
Standard Interval	AECC-1	5.00	5.00	n/a			ORD-7
Process 2							
Standard Interval	AECC-1	n/a	n/a	n/a			ORD-7
Additional Interval	AECC-1	n/a	n/a	n/a			ORD-7
Process 3							
Standard Interval	AECC-1	n/a	n/a	n/a			ORD-7
Additional Interval	AECC-1	n/a	n/a	n/a			ORD-7
Advanced/Special Products							
Process 1							
Standard Interval	AECC-1	5.00	5.00	n/a			ORD-7
Process 2							
Standard Interval	AECC-1	n/a	n/a	n/a			ORD-7
Additional Interval	AECC-1	n/a	n/a	n/a			ORD-7
Process 3							
Standard Interval	AECC-1	n/a	n/a	n/a			ORD-7
Additional Interval	AECC-1	n/a	n/a	n/a			ORD-7

GTE - Florida
 Wholesale Non-recurring Cost Study
 Ordering
 Ordering Inputs

Description	Source	Semi-			LLR per Minute	Annual Costs	Destination
		Manual Minutes per Order	Mechanized Minutes per Order	Mechanized Minutes per Order			
		A=Source	B=Source	C=Source	D=AOLR-1		
Exchange and Advanced/Special Products							
Hot Cut Coordinated Conversion					\$0.36		ORD-8
Exchange Products							
Process 1							
Standard Interval	AECC-2	5.00	5.00	n/a			ORD-8
Process 2							
Standard Interval	AECC-2	n/a	n/a	n/a			ORD-8
Additional Interval	AECC-2	n/a	n/a	n/a			ORD-8
Process 3							
Standard Interval	AECC-2	n/a	n/a	n/a			ORD-8
Additional Interval	AECC-2	n/a	n/a	n/a			ORD-8
Advanced/Special Products							
Process 1							
Standard Interval	AECC-2	5.00	5.00	n/a			ORD-8
Process 2							
Standard Interval	AECC-2	n/a	n/a	n/a			ORD-8
Additional Interval	AECC-2	n/a	n/a	n/a			ORD-8
Process 3							
Standard Interval	AECC-2	n/a	n/a	n/a			ORD-8
Additional Interval	AECC-2	n/a	n/a	n/a			ORD-8

GTE - Florida
 Wholesale Non-recurring Cost Study
 Ordering
 Ordering Inputs

Description	Source	Semi-			LLR per Minute	Annual Costs	Destination
		Manual Minutes per Order	Mechanized Minutes per Order	Mechanized Minutes per Order			
		A=Source	B=Source	C=Source	D=AOLR-1		
Exchange and Advanced/Special Products							
Expedites					\$0.36		ORD-9
Exchange Products	AECC-3	9.33	9.33	n/a			ORD-9
Advanced/Special Products	AECC-3	9.33	9.33	n/a			ORD-9
Preordering	AOAS-1	8.25	0.00	n/a	\$0.36		ORD-9
Record Order	AOUC-1	14.97	14.97	n/a	\$0.36		ORD-9
Customer Service Record Search	AOAS-1	11.69	0.00	n/a	\$0.36		ORD-9
CLEC Account Establishment	AECC-3	462.00	462.00	n/a	\$0.36		ORD-9

GTE - Florida
 Wholesale Non-recurring Cost Study
 Ordering
 Ordering Inputs

Description	Source	Semi-			LLR per Minute	Annual Costs	Destination
		Manual Minutes per Order	Mechanized Minutes per Order	Mechanized Minutes per Order			
		A=Source	B=Source	C=Source	D=AOLR-1		
NOMC Shared/Fixed Costs	ASFC-2					\$18,800,590.05	ORS-6

GTE - Florida
Wholesale Non-recurring Cost Study
Ordering
Weighted Loaded Labor Rates Calculation

Ln	Description	Source	LLR per Minute	Number of Reps	Percent of Reps	Weighted LLR per Minute	Destination
			A=ALLR-1	B=Note 1	C=Source	D=A*C	
NOMC Personnel Weighted LLR							
1	Indiana NOMC - Representative 1	B Ln 1/ B Ln 4	\$0.33	76	18.49%	\$0.06	
2	Indiana NOMC - Representative 2	B Ln 2/ B Ln 4	\$0.35	156	37.96%	\$0.13	
3	North Carolina NOMC - Representative	B Ln 3/ B Ln 4	\$0.38	179	43.55%	\$0.17	
4	Average	Sum Lns (1..3)		411		\$0.36	AOIS-1..6
NASSC Personnel							
5	Texas NASSC - General Clerk	Note 2	\$0.32	n/a	100.00%	\$0.32	AOIS-1
NACC Personnel							
6	North Carolina NACC - Service Consultant	Note 2	\$0.48	n/a	100.00%	\$0.48	AOIS-3

Note 1: Provided by NOMC Staff Support personnel.

Note 2: There is one job class performing this work, therefore weighting of the LLR per minute is unnecessary and the percent is 100%.

GTE - Florida
Wholesale Non-recurring Cost Study
Ordering - NOMC
Manual Order Processing - Work Sampling Summary

Ln	Description	Source	Observations	Direct Minutes	Total Minutes	Activity Volume	Minutes per Order	Destination
			A=Note 1	B=A*15	C=B*(1+Ln B31)	D=Note 1	E=C/D	
Manual Order Processing								
Manual LSR Receipt								
1	Enter Time of Receipt in Log		8					
2	Reject "Unables" to CLEC		3					
3	Sort and Staple LSR Pages		17					
4	Determine LSOG Number		2					
5	Manually Note NOMC on LSR		6					
6	Enter LSR into Tracking System		29					
7	File Manual LSR for Processing		4					
8	Total	Sum Lns (1..7)	69	1,035	1,104	561	1.97	AOIS-1
Manual LSR Order Entry								
New								
9	Review LSR		19					
10	Order Entry into SIGS		198					
11	File Manual LSR for Editing		8					
12	Total	Sum Lns (9..11)	225	3,375	3,599	248	14.51	AOIS-1
Disconnect								
13	Review LSR		6					
14	Order Entry into SIGS		31					
15	File Manual LSR for Editing		2					
16	Total	Sum Lns (13..15)	39	585	624	123	5.07	AOIS-1

GTE - Florida
Wholesale Non-recurring Cost Study
Ordering - NOMC
Manual Order Processing - Work Sampling Summary

Ln	Description	Source	Observations	Direct Minutes	Total Minutes	Activity Volume	Minutes per Order	Destination
			A=Note 1	B=A*15	C=B*(1+Ln B31)	D=Note 1	E=C/D	
	Manual Order Processing							
	Manual LSR Order Entry							
	Migration (As Is, As Is +/-, As Specified)							
17	Review LSR		6					
18	Order Entry into SIGS		53					
19	File Manual LSR for Editing		2					
20	Total	Sum Lns (17..19)	<u>61</u>	915	976	113	8.64	
	Change							
21	Review LSR		2					
22	Order Entry into SIGS		11					
23	File Manual LSR for Editing		1					
24	Total	Sum Lns (21..23)	<u>14</u>	210	224	41	5.46	AOIS-1
	Record							
25	Review LSR		1					
26	Order Entry into SIGS		5					
27	File Manual LSR for Editing		1					
28	Total	Sum Lns (25..27)	<u>7</u>	105	112	36	3.11	AOIS-1
29	Total Direct Productive Time	Sum Lns (1..28)		6,225				
	Indirect Time							
30	Break Time			414				
31	Indirect Percent	Ln 30 / Ln 29		<u>6.65%</u>				

Note 1: Source is the Work Sampling study conducted at the NASSC.

GTE - Florida
Wholesale Non-recurring Cost Study
Ordering - NOMC
Manual Order Editing - Work Sampling Summary

Ln	Description	Source	Observations	Direct Minutes	Total Minutes	Activity Volume	Minutes per Order	Destination
			A=Note 1	B=A*15	C=B*(1+Ln B29)	D=Note 1	E=C/D	
	Manual Order Editing							
	New							
1	Access Editor/Review LSR							
2	Error Correction							
3	Verify Changes							
4	FAX CLEC Changes							
5	Verify Final Steps in SIGS							
6	File LSR for Retention							
7	Total	Sum Lns (1..6)	<u>58</u>	870	929	248	3.75	AOIS-1
	Disconnect							
8	Access Editor/Review LSR							
9	Verify Final Steps in SIGS							
10	File LSR for Retention							
11	Total	Sum Lns (8..10)	<u>15</u>	225	240	123	1.95	AOIS-1
	Migration (As Is, As Is +/-, As Specified)							
12	Access Editor/Review LSR							
13	Error Correction							
14	Verify Changes							
15	FAX CLEC Changes							
16	Verify Final Steps in SIGS							
17	File LSR for Retention							
18	Total	Sum Lns (12..17)	<u>21</u>	315	336	113	2.98	

Wholesale - June 2000
 A16-FL 13

GTE - Florida
Wholesale Non-recurring Cost Study
Ordering - NOMC
Manual Order Editing - Work Sampling Summary

Ln	Description	Source	Observations	Direct Minutes	Total Minutes	Activity Volume	Minutes per Order	Destination
			A=Note 1	B=A*15	C=B*(1+Ln B29)	D=Note 1	E=C/D	
	Manual Order Editing							
	Change							
19	Access Editor/Review LSR		4					
20	Verify Final Steps in SIGS		1					
21	File LSR for Retention		1					
22	Total	Sum Lns (19..21)	<u>6</u>	90	96	41	2.34	AOIS-1
	Record							
23	Access Editor/Review LSR		2					
24	Verify Final Steps in SIGS		1					
25	File LSR for Retention		1					
26	Total	Sum Lns (23..25)	<u>4</u>	60	64	36	1.78	AOIS-1
27	Total Direct Productive Time	Sum Lns (1..26)		1,560				
	Indirect Time							
28	Break Time			106				
29	Indirect Percent	Ln 28 / Ln 27		<u>6.79%</u>				

Note 1: Source is the Work Sampling study conducted at the NASSC.

GTE - Florida
Wholesale Non-recurring Cost Study
Ordering
Off-Line Processing - Minutes per Order Calculation

Ln	Description	Current Minutes per Order	Adjustment Percent Calculation	Minutes per Order	Destination
		A=AOLS-2	B=Note 1	C=A*(1-B)	
	Off-Line Processing				
1	Manual Orders	6.06	14.5%	5.18	AOIS-1
2	Semi-Mechanized Orders	5.91	14.5%	5.05	AOIS-1
3	Mechanized Orders	n/a	n/a	n/a	AOIS-1

Note 1: Provided by NOMC Staff Support personnel. These are the percent of orders not worked by the off-line group.

GTE - Florida
Wholesale Non-recurring Cost Study
Ordering - NOMC
Off-Line Processing - Work Sampling Summary

Ln	Description	Source	Observations	Direct Minutes	Total Minutes	Activity Volume	Minutes per Order	Destination
			A=Note 1	B=A*15	C=B*(1+Ln B32)	D=Note 1	E=C/D	
	Off-Line Processing							
1	Errors					2,174		
2	FAX Failed Report			37				
3	102 Complex Reviewed			104				
4	ADS/NOCV Queue-Smpl-Err			112				
5	ADS/NOCV Queue-Cplx-Err			137				
6	NSI Report (POI)			88				
7	E-911 Address			43				
8	Directory					664		
9	Dir Lstg Inq-Resale LMS Rev			20				
10	Dir Lstg Inq-Resale LMS Corr			299				
11	Dir Lstg Turn Back			14				
12	Dir Lstg Quality Check Rev			38				
13	Dir Lstg Quality Check Corr			154				
14	Completions					986		
15	Service Activation Report			201				
16	NOCV/ADS Completions			105				

GTE - Florida
Wholesale Non-recurring Cost Study
Ordering - NOMC
Off-Line Processing - Work Sampling Summary

Ln	Description	Source	Observations	Direct Minutes	Total Minutes	Activity Volume	Minutes per Order	Destination
	Off-Line Processing							
17	Projects					73		
18	Late Order Report		32					
19	State Project		36					
20	Miscellaneous Disconnects		56			116		
21	Subtotal Off-Line Processing	Sum Lns (1..20)	<u>1,476</u>	22,140		<u>4,013</u>		
22	Manual Orders	Ln 21	1,476	22,140	24,321	4,013	6.06	AOLC-1
23	Semi-Mechanized Orders	Ln 21 - Ln 2	1,439	21,585	23,711	4,013	5.91	AOLC-1
24	Other Off-Line Processing		220	3,300				
25	Total Off-Line Productive Time	Ln 21+ Ln 24	<u>1,696</u>	25,440				
	Indirect Time							
26	Meetings		38					
27	Telephone Inquiry		3					
28	Job Aids		1					
29	Coaching		6					
30	Break Time		119					
31	Total	Sum Lns (26..30)	<u>167</u>	2,505				
32	Indirect Percent	Ln 31 / Ln 25		9.85%				

Note 1: Source is the Work Sampling study conducted at the Durham, NC NOMC.

GTE - Florida
Wholesale Non-recurring Cost Study
Ordering
Record Order Processing Calculations

Description	Current	<u>Manual and Semi-Mechanized Orders</u>		<u>Mechanized Orders</u>		Destination	
	Minutes per Order	Adjustment Percent	Flow Through Percent	Minutes per Order	Adjustment Percent		Minutes per Order
	A=AULS-1	B=Note 1	C=Note 2	D=A*(1-B)*(1-C)	D=Note 3	E=A*(1-D)	
Unbundled Network Elements (UNEs) and UNE-Platforms (UNE-P) Products Record Order	24.12	15%	27%	14.97	n/a	n/a	AOIS-6

Note 1: Based on system and process changes that will be implemented in the NOMC, NOMC Staff Support personnel provided an efficiency gain of 15% for these order types.

Note 2: Additionally, 27% of these orders will flow-through the upfront processing systems without manual intervention.

Note 3: Not applicable to this study.

GTE - Florida
Wholesale Non-recurring Cost Study
Ordering
Unbundled Loop Exchange Basic Order Processing - Work Sampling Results

Ln	Description	Source	Observations	Direct Minutes	Total Minutes	Activity Volume	Minutes per Order	Destination
			A=Note 1	B=A*15	C=B*(1+Ln B21)	D=Note 1	E=C/D	
	Unbundled Loop Order Processing Exchange Basic New							
1	Review LSR		25					
2	LSR Reject		3					
3	Error Correction		10					
4	Directory Listing/Inquiry		24					
5	Order Entry		106					
6	Local Service Confirmation		6					
7	Jeopardy Notification		5					
8	Total	Sum Lns (1..7)	<u>179</u>	2,685	4,748	89	53.35	
	Disconnect							
9	Order Entry		25					
10	LSR Reject		2					
11	Total	Ln 9+Ln 10	<u>27</u>	405	716	31	23.10	
12	Record		10	150	265	11	24.12	AOUC-1
13	Total Productive Time	Sum Lns (8..12)		<u>3,240</u>				

GTE - Florida
Wholesale Non-recurring Cost Study
Ordering
Unbundled Loop Exchange Basic Order Processing - Work Sampling Results

Ln	Description	Source	Observations	Direct Minutes	Total Minutes	Activity Volume	Minutes per Order	Destination
			A=Note 1	B=A*15	C=B*(1+Ln B21)	D=Note 1	E=C/D	
	Unbundled Loop Order Processing Exchange							
	Indirect Hours							
14	Meetings		22					
15	Telephone Inquiry		48					
16	Job Aids		17					
17	Coaching		43					
18	Pending Order Inqry/Review		9					
19	Break Time		27					
20	Total	Sum Lns (14..19)	166	2,490				
21	Indirect Percent	Ln 21 / Ln 13		76.85%				

Note 1: Source is the Work Sampling study conducted at the Durham, NC NOMC.

GTE - Florida
 Wholesale Non-recurring Cost Study
 Ordering - NOMC
 Other Ordering Activities - Work Sampling Summary

Ln	Description	Source	Observations	Direct Minutes	Total Minutes	Activity Volume	Manual Minutes per Activity	Semi-Mech Minutes per Activity	Destination
			A=Note 1	B=A*15	C=B*(1+Ln B13)	D=Note 1	E=C/D	F=Note 2	
1	Preordering		54	810	1,189	144	8.25	0.00	AOIS-6
2	Customer Record Search		129	1,935	2,840	243	11.69	0.00	AOIS-6
3	Basic Exchange Order Work		895	13,425					
4	Total Productive Time	Sum Lns (1..3)		<u>16,170</u>					
	Indirect Productive Hours								
5	Meetings		45						
6	Telephone Inquiry		258						
7	Job Aids		46						
8	Coaching		31						
9	Table/Memo/Form		4						
10	NOCV/ADS Queues		29						
11	Break Time		91						
12	Total	Sum Lns (5..11)	<u>504</u>	7,560					
13	Indirect Percent	Ln 12 / Ln 4		46.75%					

Note 1: Source is the Work Sampling study conducted at the Durham, NC NOMC.

Note 2: Only manual processing is worked by NOMC personnel. Semi-mechanized activity is 100% electronic.

GTE - Florida
Wholesale Non-recurring Cost Study
Ordering - NOMC
Network Interface Device Order Processing - Minutes per Order

Description	Current	Manual and Semi-Mech Orders		Mechanized Orders		Destination
	Minutes per Order	Adjustment Percent	Minutes per Order	Adjustment Percent	Minutes per Order	
	A=Note 1	B=Note 1	$C=A*(1-B)$	D=Note 2	$E=A*(1-D)$	
Unbundled Network Elements (UNEs) Network Interface Device (NID) Order Processing	33.10	15%	28.14	n/a	n/a	AOIS-4

Note 1: Provided by NOMC Staff Support personnel.

Note 2: Per NOMC Support Personnel, the efficiency percent for mechanized orders is 100%.

GTE - Florida
Wholesale Non-recurring Cost Study
Ordering - NOMC
Sub-Loop Unbundling Order Processing - Minutes per Order

Description	Manual and Semi-		Destination
	Mechanized Minutes per Order	Mechanized Minutes per Order	
	A=Note 1	B=Note 1	
Unbundled Network Elements (UNEs)			
Sub-Loop Unbundling Order Processing			
MDF Interconnection			
New	33.10	n/a	AOIS-2
Disconnect	14.33	n/a	AOIS-2
Change CO Interconnection	10.70	n/a	AOIS-2
FDI - Feeder Interconnection			
New	33.10	n/a	AOIS-2
Disconnect	14.33	n/a	AOIS-2
Change Facility Connection	10.70	n/a	AOIS-2
FDI - Distribution Interconnection			
New	33.10	n/a	AOIS-2
Disconnect	14.33	n/a	AOIS-2
Change Facility Connection	10.70	n/a	AOIS-2
Serving Terminal Interconnection			
New	33.10	n/a	AOIS-2
Disconnect	14.33	n/a	AOIS-2
Change Facility Connection	10.70	n/a	AOIS-2

Note 1: Provided by NOMC Staff Support personnel.

GTE - Florida
Wholesale Non-recurring Cost Study
Ordering
Dark Fiber Order Processing - Minutes per Order

Description	Manual and Semi- Mechanized Minutes per Order	Mechanized Minutes per Order	Destination
	A=Note 1	D=Note 1	
Unbundled Network Elements (UNEs)			
Dark Fiber			
Preordering			
Exchange Facilities	5.00	n/a	AOIS-3
Interoffice Facilities	5.00	n/a	AOIS-3
UNE Interoffice Dedicated Transport Order Processing			
New	88.10	n/a	AOIS-3
Disconnect	44.92	n/a	AOIS-3
Unbundled Loop Order Processing			
New	88.10	n/a	AOIS-3
Disconnect	44.92	n/a	AOIS-3
Sub-loop Feeder Order Processing			
New	88.10	n/a	AOIS-3
Disconnect	44.92	n/a	AOIS-3
Sub-loop Distribution Order Processing			
New	88.10	n/a	AOIS-3
Disconnect	44.92	n/a	AOIS-3

Note 1: Provided by NACC Staff Support personnel. There are no further mechanizations of the NACC.

GTE - Florida

Wholesale Non-recurring Cost Study

Ordering - NOMC

Coordinated Conversion, Hot Cut Coordinated Conversion, Expedite and CLEC Account Establishment

Description	Minutes per Order	Destination
A=Note 1		
Unbundled Network Elements (UNEs) and UNE-Platforms		
Coordinated Conversion		
Exchange		
Process 1		
Standard Interval	5.00	AOIS-4
Process 2		
Standard Interval	n/a	AOIS-4
Additional Interval	n/a	AOIS-4
Process 3		
Standard Interval	n/a	AOIS-4
Additional Interval	n/a	AOIS-4
Advanced/Special		
Process 1		
Standard Interval	5.00	AOIS-4
Process 2		
Standard Interval	n/a	AOIS-4
Additional Interval	n/a	AOIS-4
Process 3		
Standard Interval	n/a	AOIS-4
Additional Interval	n/a	AOIS-4

GTE - Florida
Wholesale Non-recurring Cost Study
Ordering - NOMC
Coordinated Conversion, Hot Cut Coordinated Conversion, Expedite and CLEC Account Establishment

Description	Minutes per Order	Destination
A=Note 1		
Unbundled Network Elements (UNEs) and UNE-Platforms		
Hot Cut Coordinated Conversion		
Exchange		
Process 1		
Standard Interval	5.00	AOIS-5
Process 2		
Standard Interval	n/a	AOIS-5
Additional Interval	n/a	AOIS-5
Process 3		
Standard Interval	n/a	AOIS-5
Additional Interval	n/a	AOIS-5
Advanced/Special		
Process 1		
Standard Interval	5.00	AOIS-5
Process 2		
Standard Interval	n/a	AOIS-5
Additional Interval	n/a	AOIS-5
Process 3		
Standard Interval	n/a	AOIS-5
Additional Interval	n/a	AOIS-5

GTE - Florida

Wholesale Non-recurring Cost Study

Ordering - NOMC

Coordinated Conversion, Hot Cut Coordinated Conversion, Expedite and CLEC Account Establishment

Description	Minutes per Order	Destination
Unbundled Network Elements (UNEs) and UNE-Platforms Expedites Exchange Advanced/Special CLEC Account Establishment	A=Note 1	
	9.33	AOIS-6
	9.33	AOIS-6
	462.00	AOIS-6

Note 1: Provided by NOMC Staff Support personnel.

GTE - Florida
Wholesale Non-recurring Cost Study
Ordering
NOMC Shared/Fixed Costs

Description	Per Center Cost	Total Cost for All NOMCs	Total Annual Charge Factor	Annual Cost	Destination
	A=Note 1	B=A*3	C=ACCF-1	D=B*C	
Recurring Nonlabor Expense					
Rent Expense	\$800,000	\$2,400,000	n/a	\$2,400,000.00	
ACD Maintenance Contract	\$100,290	\$300,870	n/a	\$300,870.00	
INS Circuit Charges	\$715,200	\$2,145,600	n/a	\$2,145,600.00	
Implementation Nonlabor Costs					
Facility Expansion	\$681,000	\$2,043,000	0.19552	\$399,452.72	
Furniture & Fixtures	\$1,516,000	\$4,548,000	0.22613	\$1,028,453.52	
Support Assets/LAN/SIGS	\$472,600	\$1,417,800	0.33628	\$476,783.79	
ACD/IVRU	\$37,500	\$112,500	0.33628	\$37,831.98	
Scheduling System	\$25,000	\$75,000	0.33628	\$25,221.32	
Recruiting	\$320,000	\$960,000	n/a	\$960,000.00	
Relocations	\$275,000	\$825,000	n/a	\$825,000.00	
Other Implementation Cost	\$15,000	\$45,000	n/a	\$45,000.00	
Ordering Center Capital Requirements					
LAN / SIGS Implementation	\$1,212,900	\$3,638,700	0.33628	\$1,223,637.46	
PCs for Staff	\$1,828,000	\$5,484,000	0.33628	\$1,844,182.76	
ACD / IVRU	\$1,059,766	\$3,179,298	0.33628	\$1,069,147.81	
Scheduling System	\$250,000	\$750,000	0.33628	\$252,213.18	
Facilities Expansion	\$3,600,000	\$10,800,000	0.19552	\$2,111,644.33	
Furniture & Fixtures	\$517,500	\$1,552,500	0.22613	\$351,071.70	

GTE - Florida
 Wholesale Non-recurring Cost Study
 Ordering
 NOMC Shared/Fixed Costs

Description	Per Center Cost	Total Cost for All NOMCs	Total Annual Charge Factor	Annual Cost	Destination
	A=Note 1	B=A*3	C=ACCF-1	D=B*C	
NOMC Support					
Support and Administration Labor	\$988,384	\$2,965,152	n/a	\$2,965,152.00	
Support and Administration Nonlabor	\$84,525	\$253,575	n/a	\$253,575.00	
Support and Administration PCs	\$85,000	\$255,000	0.33628	\$85,752.48	
Total				<u>\$18,800,590.05</u>	AOIS-7

Note 1: Provided by NOMC Staff Support personnel.

Note 2: Provided by ICM.

GTE - Florida
Wholesale Non-recurring Cost Study
Ordering
Capital Cost Factors

Description	Capital Factor	Composite Income Tax Factor	Property Tax Factor	Total Annual Charge Factor	Destination
	A=Note 1	B=Note 1	C=Note 1	D=A+B+C	
Account					
212100 Buildings	0.12932	0.05487	0.01133	0.19552	ASFC-1
212200 Furniture	0.18236	0.03244	0.01133	0.22613	ASFC-1
212400 Computers	0.28249	0.04246	0.01133	0.33628	ASFC-1,2

Note 1: Provided by Financial Group personnel.

GTE Wholesale Non-Recurring Cost Study

Florida

Table of Appendix Exhibits - Provisioning by Page

	Exhibit Name	Page
Provisioning - Exchange Products Inputs -----	AINP	A3-3
Weighted Minutes per Line -----	AWML	A3-6
Minutes per Line Calculation -----	AMPU	A3-8
Minutes Per Line Calculation -----	AMCC	A3-10
Order/Touch Summary -----	ACXI	A3-11
Lines Per Order Calculation -----	ALNS	A3-14
Unbundled Network Element Processing -----	ASME	A3-15
Unbundled Network Element Processing-----	APCT	A3-18
FAC Minutes Per Touch -----	AMPT	A3-21
FAC LLR Computation -----	AFLC	A3-21
AAIS Rejects Calculation -----	AMSI	A3-25
DBM Time Calculation -----	ADTC	A3-26
DBM LLR Computation-----	ADLC	A3-27
NOVC Touches Summary-----	ANSC	A3-28
Distribution of Service orders by Type-----	ASID	A3-29
NOVC Appendix (SODA - HI 9/98 - 10/98) -----	ANVI	A3-31
Input Sheet -----	APRI	A3-32
Work Time Calculations-----	APMC	A3-34
Work Time Calculations - Dark Fiber-----	AFMC	A3-36
Testing - Work Times-----	ATMC	A3-37
DBM - Work Times-----	ADMC	A3-38
Weighted Loaded Labor Rate Calculation-----	APLC	A3-39
Local Loop Assignment Work Times-----	ALLA	A3-43
Admin and DBM-WCC Productive Minutes and LLRs-----	AEXP	A3-45
Orders and Circuits - Percentages-----	APOP	A3-46
Orders and Circuits - Counts -----	APOC	A3-52

GTE Wholesale Non-Recurring Cost Study

Florida

Table of Appendix Exhibits - Provisioning by Exhibit Name

	Exhibit Name	Page
Order/Touch Summary -----	ACXI	A3-11
DBM LLR Computation-----	ADLC	A3-27
DBM - Work Times-----	ADMC	A3-38
DBM Time Calculation -----	ADTC	A3-26
Admin and DBM-WCC Productive Minutes and LLRs-----	AEXP	A3-45
FAC LLR Computation -----	AFLC	A3-21
Work Time Calculations - Dark Fiber-----	AFMC	A3-36
Provisioning - Exchange Products Inputs -----	AINP	A3-3
Local Loop Assignment Work Times-----	ALLA	A3-43
Lines Per Order Calculation -----	ALNS	A3-14
Minutes Per Line Calculation -----	AMCC	A3-10
FAC Minutes Per Touch -----	AMPT	A3-21
Minutes per Line Calculation -----	AMPU	A3-8
AAIS Rejects Calculation -----	AMSI	A3-25
NOVC Touches Summary-----	ANSC	A3-28
NOVC Appendix (SODA - HI 9/98 - 10/98) -----	ANVI	A3-31
Unbundled Network Element Processing-----	APCT	A3-18
Weighted Loaded Labor Rate Calculation-----	APLC	A3-39
Work Time Calculations-----	APMC	A3-34
Orders and Circuits - Counts -----	APOC	A3-52
Orders and Circuits - Percentages-----	APOP	A3-46
Input Sheet -----	APRI	A3-32
Distribution of Service orders by Type-----	ASID	A3-29
Unbundled Network Element Processing -----	ASME	A3-15
Testing - Work Times-----	ATMC	A3-37
Weighted Minutes per Line -----	AWML	A3-6

GTE-Florida
 Wholesale Non-recurring Cost Study
 Provisioning- Exchange Products
 Input Sheet

Description	Source	Weighted Minutes per Occurrence	Probability of Occurrence	Weighted LLR per Minute	Destination
<p>Weighted Loaded Labor Rate</p> <p>A= AWML- 1..2 B= APCT-1..2 C= Source</p>					
FAC	AFLC-2			\$0.39	PRC-1..2
DBM	ADLC-1			\$0.64	PRC-1..2
<p>Unbundled Network Elements (UNEs)</p> <p>Exchange Products</p> <p>Sub-Loop Unbundling</p> <p>MDF Interconnection</p>					
New					
FAC		20.89	100.00%		PRC-1
Disconnect					
FAC		13.93	100.00%		PRC-1
Change C.O. Interconnection					
FAC		13.93	100.00%		PRC-1
<p>FDI-Feeder Interconnection</p>					
New					
FAC		20.89	100.00%		PRC-1
Disconnect					
FAC		13.93	100.00%		PRC-1
Change Facility Connection					
FAC		13.93	100.00%		PRC-1
<p>FDI-Distribution Interconnection</p>					
New					
FAC		20.89	100.00%		PRC-1
Disconnect					
FAC		13.93	100.00%		PRC-1
Change Facility Connection					
FAC		13.93	100.00%		PRC-1

A17-FL 3
 Wholesale - June 2000

**GTE-Florida
Wholesale Non-recurring Cost Study
Provisioning- Exchange Products
Input Sheet**

Description	Source	Weighted Minutes per Occurrence	Probability of Occurrence	Weighted LLR per Minute	Destination
Unbundled Network Elements (UNEs)	A= AWML- 1..2		B= APCT-1..2	C= Source	
Exchange Products					
Sub-Loop Unbundling					
Serving Terminal Interconnection					
New					
FAC		20.89	100.00%		PRC-2
Disconnect					
FAC		13.93	100.00%		PRC-2
Change Facility Connection					
FAC		13.93	100.00%		PRC-2

**GTE-Florida
Wholesale Non-recurring Cost Study
Provisioning- Exchange Products
Input Sheet**

Description	Minutes per Order	Probability of Occurrence	Weighted LLR per Minute	Destination
	A= AMCC-1	B= APCT-3	C= AFLC-2	
Other Exchange Products				
Coordinated Conversion				
Process 1				
Standard Interval	5.000	100.00%	\$0.39	PCC-1
Process 2				
Standard Interval	15.000	100.00%	\$0.39	PCC-1
Additional Interval	15.000	100.00%	\$0.39	PCC-1
Process 3				
Standard Interval	N/A	N/A	N/A	PCC-1
Additional Interval	N/A	N/A	N/A	PCC-1
Hot Cut Coordinated Conversion				
Process 1				
Standard Interval	5.000	100.00%	\$0.39	PCC-1
Process 2				
Standard Interval	60.000	100.00%	\$0.39	PCC-1
Additional Interval	15.000	100.00%	\$0.39	PCC-1
Process 3				
Standard Interval	N/A	N/A	N/A	PCC-1
Additional Interval	N/A	N/A	N/A	PCC-1

GTE-Florida
Wholesale Non-recurring Cost Study
Provisioning- Exchange Products
Weighted Minutes per Line

Description	Source	Minutes per Occurrence	Service Order Lines	Weighted Total	Weighted Minutes per Occurrence	Destination	
		A=AMPU-1..3	B= Source	C= A*B	D=C/B		
Unbundled Network Elements (UNEs)							
Exchange Products							
Sub-Loop Unbundling							
MDF Interconnection							
New							
1	FAC	Note 1	20.89	N/A	20.89	20.89	AINP-1
	Disconnect						
2	FAC	Note 1	13.93	N/A	13.93	13.93	AINP-1
	Change C.O. Interconnection						
3	FAC	Note 1	13.93	N/A	13.93	13.93	AINP-1
FDI-Feeder Interconnection							
New							
4	FAC	Note 1	20.89	N/A	20.89	20.89	AINP-1
	Disconnect						
5	FAC	Note 1	13.93	N/A	13.93	13.93	AINP-1
	Change Facility Connection						
6	FAC	Note 1	13.93	N/A	13.93	13.93	AINP-1
FDI-Distribution Interconnection							
New							
7	FAC	Note 1	20.89	N/A	20.89	20.89	AINP-1
	Disconnect						
8	FAC	Note 1	13.93	N/A	13.93	13.93	AINP-1
	Change Facility Connection						
9	FAC	Note 1	13.93	N/A	13.93	13.93	AINP-1

**GTE-Florida
Wholesale Non-recurring Cost Study
Provisioning- Exchange Products
Weighted Minutes per Line**

Description	Source	Minutes per Occurrence	Service Order Lines	Weighted Total	Weighted Minutes per Occurrence	Destination
		A=AMPU- 1.3	B= Source	C= A*B	D=C/B	
Unbundled Network Elements (UNEs) Exchange Products Sub-Loop Unbundling Serving Terminal Interconnection New						
10 FAC	Note 1	20.89	N/A	20.89	20.89	AINP-2
11 Disconnect FAC	Note 1	13.93	N/A	13.93	13.93	AINP-2
12 Change Facility Connection FAC	Note 1	13.93	N/A	13.93	13.93	AINP-2

Note 1: Service order line count not necessary because there is no weighting of this product.

**GTE-Florida
Wholesale Non-recurring Cost Study
Provisioning- Exchange Products
Minutes Per Line Calculation**

Description	Minutes per Touch	Touches per Touched Order	Minutes per Order	Lines per Order	Minutes per Occurrence	Destination
Unbundled Network Elements (UNEs)	A= ACXI-1	B= ACXI-1..2	C= A*B	D= ACXI-1..2	E= C/D	
Exchange Products						
Sub-Loop Unbundling						
MDF Interconnection						
New						
FAC	13.93	1.500	20.89	N/A	20.89	AWML-1
Disconnect						
FAC	13.93	1.000	13.93	N/A	13.93	AWML-1
Change C.O. Interconnection						
FAC	13.93	1.000	13.93	N/A	13.93	AWML-1
FDI-Feeder Interconnection						
New						
FAC	13.93	1.500	20.89	N/A	20.89	AWML-1
Disconnect						
FAC	13.93	1.000	13.93	N/A	13.93	AWML-1
Change Facility Connection						
FAC	13.93	1.000	13.93	N/A	13.93	AWML-1
FDI-Distribution Interconnection						
New						
FAC	13.93	1.500	20.89	N/A	20.89	AWML-1
Disconnect						
FAC	13.93	1.000	13.93	N/A	13.93	AWML-1
Change Facility Connection						
FAC	13.93	1.000	13.93	N/A	13.93	AWML-1

GTE-Florida
Wholesale Non-recurring Cost Study
Provisioning- Exchange Products
Minutes Per Line Calculation

Description	Minutes per Touch	Touches per Touched Order	Minutes per Order	Lines per Order	Minutes per Occurrence	Destination
Unbundled Network Elements (UNEs) Exchange Products Sub-Loop Unbundling Serving Terminal Interconnection	A= ACXI-1	B= ACXI- 1.2	C= A*B	D= ACXI- 1.2	E= C/D	
New FAC	13.93	1.500	20.89	N/A	20.89	AWML-2
Disconnect FAC	13.93	1.000	13.93	N/A	13.93	AWML-2
Change Facility Connection FAC	13.93	1.000	13.93	N/A	13.93	AWML-2

GTE-Florida
 Wholesale Non-recurring Cost Study
 Provisioning- Exchange Products
 Minutes Per Line Calculation

Description	Minutes per Touch	Touches per Touched Order	Minutes per Order	Destination
Other Exchange Products	A= ACXI-3	B= ACXI-3	C= A*B	
Unbundled Network Elements (UNEs)				
Coordinated Conversion				
Process 1				
Standard Interval	5.00	1.000	5.00	AINP-3
Process 2				
Standard Interval	15.00	1.000	15.00	AINP-3
Additional Interval	15.00	1.000	15.00	AINP-3
Process 3				
Standard Interval	N/A	N/A	N/A	AINP-3
Additional Interval	N/A	N/A	N/A	AINP-3
Hot Cut Coordinated Conversion				
Process 1				
Standard Interval	5.00	1.000	5.00	AINP-3
Process 2				
Standard Interval	60.00	1.000	60.00	AINP-3
Additional Interval	15.00	1.000	15.00	AINP-3
Process 3				
Standard Interval	N/A	N/A	N/A	AINP-3
Additional Interval	N/A	N/A	N/A	AINP-3

GTE-Florida
Wholesale Non-recurring Cost Study
Provisioning- Exchange Products
Order/Touch Summary

Description	Source	Touches per		Minutes per Touch	Destination
		Lines per Order	Touched Order		
		A= ALNS- 1.3	B= ASME- 1.3	C= Source	
Minutes per Touch					
FAC	AMPT-1			13.93	AMPU- 1..2
DBM					
New, Change, and Migration as Specified	ADTC-1			27.00	AMPU- 1..2
Disconnect	ADTC-1			28.00	AMPU- 1..2
Unbundled Network Elements (UNEs)					
Exchange Products					
Sub-Loop Unbundling					
MDF Interconnection					
New					
FAC		N/A	1.500		AMPU-1
Disconnect					
FAC		N/A	1.000		AMPU-1
Change C.O. Interconnection					
FAC		N/A	1.000		AMPU-1
FDI-Feeder Interconnection					
New					
FAC		N/A	1.500		AMPU-1
Disconnect					
FAC		N/A	1.000		AMPU-1
Change Facility Connection					
FAC		N/A	1.000		AMPU-1
FDI-Distribution Interconnection					
New					
FAC		N/A	1.500		AMPU-1
Disconnect					
FAC		N/A	1.000		AMPU-1
Change Facility Connection					
FAC		N/A	1.000		AMPU-1

A17-FL 11
 Wholesale - June 2000

GTE-Florida
 Wholesale Non-recurring Cost Study
 Provisioning- Exchange Products
 Order/Touch Summary

Description	Source	Touches per		Minutes per Touch	Destination
		Lines per Order	Touched Order		
		A= ALNS- 1.3	B= ASME- 1.3	C= Source	
Unbundled Network Elements (UNEs)					
Exchange Products					
Sub-Loop Unbundling					
Serving Terminal Interconnection					
New					
FAC		N/A	1.500		AMPU-2
Disconnect					
FAC		N/A	1.000		AMPU-2
Change Facility Connection					
FAC		N/A	1.000		AMPU-2

**GTE-Florida
Wholesale Non-recurring Cost Study
Provisioning- Exchange Products
Order/Touch Summary**

Description	Touches per Touched Order	Percentage Touched	Minutes per Touch	Destination
	A= ASME-10	B= ASME-10	C= AMPT-2	
Other Exchange Products				
Coordinated Conversion				
Process 1				
Standard Interval	1.000	100.00%	5.00	AMCC-1
Process 2				
Standard Interval	1.000	100.00%	15.00	AMCC-1
Additional Interval	1.000	100.00%	15.00	AMCC-1
Process 3				
Standard Interval	N/A	N/A	N/A	AMCC-1
Additional Interval	N/A	N/A	N/A	AMCC-1
Hot Cut Coordinated Conversion				
Process 1				
Standard Interval	1.000	100.00%	5.00	AMCC-1
Process 2				
Standard Interval	1.000	100.00%	60.00	AMCC-1
Additional Interval	1.000	100.00%	15.00	AMCC-1
Process 3				
Standard Interval	N/A	N/A	N/A	AMCC-1
Additional Interval	N/A	N/A	N/A	AMCC-1

GTE-Florida
Wholesale Non-recurring Cost Study
Provisioning- Exchange Products
Lines per Order Calculation

Ln	Description	Source	Number of	Number of	Lines per	Destination
			Lines	Orders	Order	
			A= Source	B= Source	C= A/B	
	Exchange Products					
1	FAC- Change Line/Port Feature	Note 1	108,321	92,364	1.173	ACXI- 1..3
2	FAC- Change Switch Feature Group	Note 3	N/A	N/A	N/A	ACXI-1..3
3	FAC- Change C.O. Interconnection	Note 6	N/A	N/A	N/A	ACXI-1..3
4	FAC- Change Facility Connection	Note 6	N/A	N/A	N/A	ACXI-1..3
5	DBM- Change Switch Feature Group	Note 3	N/A	N/A	N/A	ACXI-1..3
6	VIVID- Change Switch Feature Group	Note 3	N/A	N/A	N/A	ACXI-1..3
7	Sub-Loop Unbundling	Note 5	N/A	N/A	N/A	ACXI-1..3

Note 1: Number of Lines and Orders obtained from NOCV queries.

Note 2: Same number of Lines per Order as New.

Note 3: Costs are for the Initial Line only.

Note 4: Composite of Exchange Basic, Complex Non-digital, and Complex Digital lines and order counts (ex: New= Ln 5+ Ln 17+ Ln 29).

Note 5: Lines per Order count provided by Headquarters FAC Subject Matter Expert.

Note 6: Costs would be the same for each line on an order.

**GTE-Florida
Wholesale Non-recurring Cost Study
Provisioning- Exchange Products
Unbundled Network Element Processing**

Description	Source	Touches per Touched Order	Destination
A= Source			
Unbundled Network Elements (UNEs)			
Exchange Products			
Sub-Loop Unbundling			
MDF Interconnection			
New			
FAC	Note 1	1.500	ACXI-1
Disconnect			
FAC	Note 1	1.000	ACXI-1
Change C.O. Interconnection			
FAC	Note 1	1.000	ACXI-1
FDI-Feeder Interconnection			
New			
FAC	Note 1	1.500	ACXI-1
Disconnect			
FAC	Note 1	1.000	ACXI-1
Change Facility Connection			
FAC	Note 1	1.000	ACXI-1
FDI-Distribution Interconnection			
New			
FAC	Note 1	1.500	ACXI-1
Disconnect			
FAC	Note 1	1.000	ACXI-1
Change Facility Connection			
FAC	Note 1	1.000	ACXI-1

**GTE-Florida
 Wholesale Non-recurring Cost Study
 Provisioning- Exchange Products
 Unbundled Network Element Processing**

Description	Source	Touches per Touched Order	Destination
A= Source			
Unbundled Network Elements (UNEs)			
Exchange Products			
Sub-Loop Unbundling			
Serving Terminal Interconnection			
New			
FAC	Note 1	1.500	ACXI-2
Disconnect			
FAC	Note 1	1.000	ACXI-2
Change Facility Connection			
FAC	Note 1	1.000	ACXI-2

GTE-Florida
Wholesale Non-recurring Cost Study
Provisioning- Exchange Products
Unbundled Network Element Processing

Description	Source	Touches per Touched Order	Destination
A= Source			
Other Products/Services			
Coordinated Conversion			
Process 1			
Standard Interval	Note 1	1.000	ACXI-3
Process 2			
Standard Interval	Note 1	1.000	ACXI-3
Additional Interval	Note 1	1.000	ACXI-3
Process 3			
Standard Interval		N/A	ACXI-3
Additional Interval		N/A	ACXI-3
Hot Cut Coordinated Conversion			
Process 1			
Standard Interval	Note 1	1.000	ACXI-3
Process 2			
Standard Interval	Note 1	1.000	ACXI-3
Additional Interval	Note 1	1.000	ACXI-3
Process 3			
Standard Interval	Note 1	N/A	ACXI-3
Additional Interval	Note 1	N/A	ACXI-3

Note 1: Touches per Touched Oder based on Headquarters FAC Subject Matter Expert.

Note 2: Touches per Touched Order data represent proxy data based on Retail/ Resale activity.

**GTE-Florida
Wholesale Non-recurring Cost Study
Provisioning- Exchange Products
Unbundled Network Element Processing**

Description	Source	Percentage Touched	Destination
A= Source			
Unbundled Network Elements (UNEs)			
Exchange Products			
Sub-Loop Unbundling			
MDF Interconnection			
New			
FAC	Note 1	100.00%	AINP-1
Disconnect			
FAC	Note 1	100.00%	AINP-1
Change C.O. Interconnection			
FAC	Note 1	100.00%	AINP-1
FDI-Feeder Interconnection			
New			
FAC	Note 1	100.00%	AINP-1
Disconnect			
FAC	Note 1	100.00%	AINP-1
Change Facility Connection			
FAC	Note 1	100.00%	AINP-1
FDI-Distribution Interconnection			
New			
FAC	Note 1	100.00%	AINP-1
Disconnect			
FAC	Note 1	100.00%	AINP-1
Change Facility Connection			
FAC	Note 1	100.00%	AINP-1

GTE-Florida
 Wholesale Non-recurring Cost Study
 Provisioning- Exchange Products
 Unbundled Network Element Processing

Description	Source	Percentage Touched	Destination
Unbundled Network Elements (UNEs) Exchange Products Sub-Loop Unbundling Serving Terminal Interconnection New FAC Disconnect FAC Change Facility Connection FAC		A= Source 100.00% 100.00% 100.00%	 AINP-2 AINP-2 AINP-2
	Note 1		
	Note 1		
	Note 1		

**GTE-Florida
Wholesale Non-recurring Cost Study
Provisioning- Exchange Products
Unbundled Network Element Processing**

Description	Source	Percentage Touched	Destination
A= Source			
Other Products/Services			
Coordinated Conversion			
Process 1			
Standard Interval	Note 1	100.00%	AINP-3
Process 2			
Standard Interval	Note 1	100.00%	AINP-3
Additional Interval	Note 1	100.00%	AINP-3
Process 3			
Standard Interval		N/A	AINP-3
Additional Interval		N/A	AINP-3
Hot Cut Coordinated Conversion			
Process 1			
Standard Interval	Note 1	100.00%	AINP-3
Process 2			
Standard Interval	Note 1	100.00%	AINP-3
Additional Interval	Note 1	100.00%	AINP-3
Process 3			
Standard Interval		N/A	AINP-3
Additional Interval		N/A	AINP-3

Note 1: Percentage touched data represent proxy data based on Retail/ Resale activity.

Note 2: DBM handles 100% of Exchange-Complex New and Disconnect orders.

Note 3: Line Sharing percent touched provided by Headquarters FAC Subject Matter Expert.

Note 4: Percentage touched provided by Headquarters FAC Subject Matter Experts.

**GTE-Florida
Wholesale Non-recurring Cost Study
Provisioning- Exchange Products
FAC Minutes per Touch**

Ln	Description	Source	Calculation	Destination
A= Source				
Minutes per Touch				
1	Total Service Orders	ANSC-1	n/a	
2	Percent Trouble to Service Order Touch	Note 1	n/a	
3	Trouble Tickets Handled	Ln1 * Ln2	1,048.00	
4	Service Order Touches	ANSC-1	204,437	
5	Incoming Call Touches	Note 2	63,096	
6	AAIS Rejects	AMSI-1	12,369	
7	Total Touches	Sum Lns (3.. 6)	280,950	
8	Total Productive Minutes	AFLC-5	3,912,900	
9	FAC Minutes per Touch	Ln8 / Ln7	13.93	ACXI-1

GTE-Florida
Wholesale Non-recurring Cost Study
Provisioning- Exchange Products
FAC Minutes per Touch

Ln	Description	Source	Calculation	Destination
			A= Source	
	Coordinated Conversion			
	Process 1			
10	Standard Interval	Note 3	5.00	ACXI-11
	Process 2			
11	Standard Interval	Note 3	15.00	ACXI-11
12	Additional Interval	Note 3	15.00	ACXI-11
	Process 3			
13	Standard Interval		N/A	ACXI-11
14	Additional Interval		N/A	ACXI-11
	Hot Cut Coordinated Conversion			
	Process 1			
15	Standard Interval	Note 3	5.00	ACXI-11
	Process 2			
16	Standard Interval	Note 3	60.00	ACXI-11
17	Additional Interval	Note 3	15.00	ACXI-11
	Process 3			
18	Standard Interval		N/A	ACXI-11
19	Additional Interval		N/A	ACXI-11

Note 1: Factor was based upon statistics gathered in states where trouble ticket counts were available.

Note 2: FAC senior supervisors provided the average incoming call touch data.

Note 3: Headquarters FAC Subject Matter Expert provided the average minutes per touch data.

GTE-Florida
 Wholesale Non-recurring Cost Study
 Provisioning- Exchange Products
 FAC LLR Computation

Ln	Description	Source	Hours	Minutes	LLR per Minute	Extended Group Cost	Weighted LLR per Minute	Destination
			A= Note 1	B= A*60	C= ALLR-1	D= B*C	E= D/B	
	Florida Regional FAC							
1	Select Assignment		34,806.25	2,088,375	\$0.34	\$710,047.50		
2	SPAG		19,116.50	1,146,990	\$0.46	\$527,615.40		
3	Pending Order Inquiry		9,192.25	551,535	\$0.42	\$231,644.70		
4	OMT		2,100.00	126,000	\$0.46	\$57,960.00		
5								
6								
7								
8								
9								
10								
11								
12								
13	Florida FAC Total	Sum (Lns 1..12)		3,912,900		\$1,527,267.60		

GTE-Florida
 Wholesale Non-recurring Cost Study
 Provisioning- Exchange Products
 FAC LLR Computation

Ln	Description	Source	Hours	Minutes	LLR per Minute	Extended Group Cost	Weighted LLR per Minute	Destination
			A= Note 1	B= A*60	C= ALLR-1	D= B*C	E= D/B	
	FAC Total							
14	Florida Regional FAC	Ln 13		3,912,900		\$1,527,267.60		
15								
16								
17								
18	Total	Sum (Ln 53..56)		<u>3,912,900</u>		<u>\$1,527,267.60</u>		AMPT-1
	FAC LLR	(D57)/(B57)					\$0.39	AINP-1, 12

Note 1: FAC hours provided by FAC senior supervisors.

GTE-Florida
 Wholesale Non-recurring Cost Study
 Provisioning- Exchange Products
 AAIS Rejects Calculation

Ln	Description	Source	Calculation	Destination
			A= Source	
1	AAIS Rejects	Note 1	12,369	AMPT-1
2	Total Orders	Note 1	653,693	
3	AAIS Reject Percent	Ln 1/ Ln 2	1.89%	AFMC-1

Note 1: Data obtained from AAIS Reject report

**GTE-Florida
 Wholesale Non-recurring Cost Study
 Provisioning- Exchange Products
 DBM Time Calculation**

Description	Work Minutes	Destination
A= Note 1		
New, Change, and Migration as Specified Orders		
Assign Order to DBM Analyst	2	
Validation and research	5	
Build Order	4	
Load Order into the Switch	10	
Route and Test Order	6	
Total	27	ACXI-1
Disconnect Orders		
Assign Order to DBM Analyst	2	
Validation and research	5	
Build Order	4	
Load Order into the Switch	15	
Clear Order	2	
Total	28	ACXI-1

Note 1: Work times were provided by Database Management senior supervisors

GTE-Florida
 Wholesale Non-recurring Cost Study
 Provisioning- Exchange Products
 DBM LLR Computation

Ln	Description	Source	DBM Site State	Number of Employees per Switch	LLR per Minute	Total LLR per Minute	Weighted LLR by Switch	Switch Percentage by Number of Lines	Weighted LLR per Minute	Destination
	Switch Type	A= Note 1		B= Note 1	C= ALLR-1	D= B*C	E= D/B	F= Note 2	G= E*F	
	5ESS									
1	Level 4			23	\$0.60	\$13.80				
2	Level 5			14	\$0.66	\$9.24				
3	Level 6			8	\$0.74	\$5.92				
4										
5			FL	<u>45</u>		<u>\$28.96</u>	\$0.64	23.75%	\$0.15	
	DMS100									
6	Level 4			23	\$0.60	\$13.80				
7	Level 5			14	\$0.66	\$9.24				
8	Level 6			8	\$0.74	\$5.92				
9										
10			FL	<u>45</u>		<u>\$28.96</u>	\$0.64	3.92%	\$0.03	
	GTD5									
11	Level 4			23	\$0.60	\$13.80				
12	Level 5			14	\$0.66	\$9.24				
13	Level 6			8	\$0.74	\$5.92				
14						\$0.00				
15			FL	<u>45</u>		<u>\$28.96</u>	\$0.64	72.33%	\$0.47	
							Total:		\$0.64	AINP-1

Note 1: Data provided from DBM Provisioning report
 Note 2: Data provided from Central Office Activity report

GTE-Florida
Wholesale Non-recurring Cost Study
Provisioning- Exchange Products
NOCV Touches Summary

Ln	Description	Source	Percent of Total	NOCV Total Touches	Percent of Total	NOCV Touched Orders	Percent of Total	NOCV Dispatched Orders	Percent of Total	NOCV Exchange Orders	Percent of Orders Touched	NOCV Touches per Touched Order	Destination
			A= Source	B=A* (Ln10 B)	C= Source	D=C* (Ln10 D)	E= Source	F=E* (Ln10 F)	G= Source	H=G* (Ln10 H)	I= D/H	J= B/D	
Basic													
1	New	ASID-1	47.24%	96,572	40.89%	43,255	68.94%	32,912	23.16%	120,851	35.79%	2.23	ASME-2, APCT-8
2	Change	ASID-1	33.00%	67,455	39.31%	41,584	27.46%	13,111	54.80%	285,912	14.54%	1.62	ASME-2, APCT-8
3	Disconnect	ASID-1	16.54%	33,823	17.33%	18,331	0.69%	330	21.15%	110,359	16.61%	1.85	ASME-2, APCT-8
Complex Non-Digital													
4	New	ASID-2	0.82%	1,670	0.50%	529	1.10%	524	0.17%	902	58.63%	3.16	ASME-2, APCT-8
5	Change	ASID-2	1.45%	2,963	1.20%	1,272	1.19%	566	0.44%	2,307	55.15%	2.33	ASME-2, APCT-8, -9
6	Disconnect	ASID-2	0.42%	854	0.29%	309	0.01%	3	0.12%	608	50.80%	2.76	ASME-2, APCT-8, -9
Digital													
7	New	ASID-2	0.39%	799	0.33%	345	0.57%	273	0.10%	543	63.49%	2.32	ASME-3, APCT-9
8	Change	ASID-2	0.05%	92	0.05%	48	0.04%	20	0.02%	82	58.84%	1.91	ASME-3, APCT-9
9	Disconnect	ASID-2	0.10%	209	0.10%	104	0.00%	2	0.04%	192	54.04%	2.01	ASME-3, APCT-9
10	NOCV Touches	ANVI-1		204,437		105,777							AMPT-1 AMST-1
11	NOCV Orders	ANVI-1						47,741		521,757			AMPT-1

A17-FL 28
Wholesale - June 2000

GTE-Florida
Wholesale Non-recurring Cost Study
Provisioning- Exchange Products
Distribution of Service Orders by Type

Ln	Description	Touches	Percent of Total	Touched	Percent of Total	Dispatched	Percent of Total	Total Orders	Percent of Total	Destination
		A= Note	B= A/ A Ln 35	C= Note	D= C/ C Ln 35	E= Note	F= E/ E Ln 35	G= Note	H= G/ G Ln 35	
	Basic									
	New									
1	MLH- I	1,652		600		358		675		
2	POTS- I	326,004		154,043		117,689		288,353		
3	Rural- I	6,894		2,588		135		2,875		
4	MLH- M+	1,281		415		263		466		
5	POTS- M+	188,705		78,214		49,049		132,772		
6	Rural- M+	3,835		1,099		37		1,186		
7	Total	528,371	47.24%	236,959	40.89%	167,531	68.94%	426,327	23.16%	ANSC-1
	Change									
8	MLH- C	1,625		709		264		871		
9	POTS- C	367,153		226,935		66,466		1,007,545		
10	Rural- C	283		159		6		196		
11	Total	369,061	33.00%	227,803	39.31%	66,736	27.46%	1,008,612	54.80%	ANSC-1
	Disconnect									
12	MLH- O	458		234		2		1,015		
13	POTS- O	61,931		42,768		1,301		254,998		
14	Rural- O	-		-		-		-		
15	MLH- M-	976		306		2		438		
16	POTS- M-	121,688		57,114		373		132,861		
17	Rural- M-	-		-		-		-		
18	Total	185,053	16.54%	100,422	17.33%	1,678	0.69%	389,312	21.15%	ANSC-1

GTE-Florida
Wholesale Non-recurring Cost Study
Provisioning- Exchange Products
Distribution of Service Orders by Type

Ln	Description	Touches	Percent of Total	Touched	Percent of Total	Dispatched	Percent of Total	Total Orders	Percent of Total	Destination
		A= Note	B= A/ A Ln 35	C= Note	D= C/ C Ln 35	E= Note	F= E/ E Ln 35	G= Note	H= G/ G Ln 35	
	Complex									
	Non-digital									
	New									
19	Centranet- I	5,552		1,937		1,713		2,190		
20	Centranet- M+	3,583		960		953		992		
21	Total	9,135	0.82%	2,897	0.50%	2,666	1.10%	3,182	0.17%	ANSC-1
	Change									
22	Centranet- C	16,213		6,969		2,881		8,138		
23	Total	16,213	1.45%	6,969	1.20%	2,881	1.19%	8,138	0.44%	ANSC-1
	Disconnect									
24	Centranet- O	2,023		932		12		1,343		
25	Centranet- M-	2,647		761		5		803		
26	Total	4,670	0.42%	1,693	0.29%	17	0.01%	2,146	0.12%	ANSC-1
	Digital									
	New									
27	ISDN- I	3,935		1,725		1,267		1,750		
28	ISDN- M+	438		164		124		166		
29	Total	4,373	0.39%	1,889	0.33%	1,391	0.57%	1,916	0.10%	ANSC-1
	Change									
30	ISDN- C	505		265		103		290		
31	Total	505	0.05%	265	0.05%	103	0.04%	290	0.02%	ANSC-1
	Disconnect									
32	ISDN- O	826		456		5		561		
33	ISDN- M-	319		113		3		117		
34	Total	1,145	0.10%	569	0.10%	8	0.00%	678	0.04%	ANSC-1
35	Grand Total	1,118,526		579,466		243,011		1,840,601		

Note: Touches Versus Orders by Line Type Report.

GTE-Florida
 Wholesale Non-recurring Cost Study
 Provisioning- Exchange Products
 NOCV Appendix

Description	Dispatched	Total	Destination
	A= Note 1	B= Note 1	
Number of Total Orders	47,741	521,757	ANSC-1
Number of Touched (Manual) Orders		105,777	ANSC-1
Number of FAC Touches		204,437	ANSC-1

Note 1: Obtained from NOCV FAC Touches per Order Report

GTE - Florida
Wholesale Non-recurring Cost Study
Provisioning - Advanced/Special Products
Input Sheet

Description	Source	Minutes per Occurrence	Probability of Occurrence	LLR per Minute	Destination
Unbundled Network Elements (UNEs) A=Source B=APOP-1..6 C=APLC-1..4					
Service Order Entry					
Non-Message	APMC-1	38.24	100.00%	\$0.29	PRC-8..14
Design Group					
Hi-Cap					
Complex	APMC-1	90.56	44.92%	\$0.63	PRC-8..14
Access					
Dark Fiber					
Exchange Facilities	AFMC-1	243.25	100.00%	\$0.59	PRC-10
Inter-office Facilities	AFMC-1	265.00	100.00%	\$0.59	PRC-11
Network					
Dark Fiber Inter-office Facilities	AFMC-1	209.50	100.00%	\$0.60	PRC-11
Admin					
Non-Message	APMC-1	18.39	100.00%		PRC-8..14
	AEXP-1			\$0.34	PRC-8..14
Expedites	AEXP-1	66.00	100.00%	\$0.34	PRC-8..14

GTE - Florida
Wholesale Non-recurring Cost Study
Provisioning - Advanced/Special Products
Input Sheet

Description	Source	Minutes per	Probability of	LLR per	Destination
		Occurrence	Occurrence	Minute	
		A=Source	B=APOP-1.6	C=APLC-1..4, Source	
Network Wholesale Services and SS7					
Database Management - Work Control Center	APMC-2	8.20	100.00%		PRC-15..31
Expedites	AEXP-1			\$0.60	
Trunk Ports	AEXP-1	25.00	100.00%	\$0.60	PRC-15..31
Network Wholesale Services and SS7					
Switch Update					
Database Management					
Expedite	ADMC-1	10.20	100.00%		PRC-15..31
	ADLC-1			\$0.64	PRC-15..31
Admin					
Non-Message	APMC-2	18.39	100.00%		PRC-15..31
	AEXP-1			\$0.34	PRC-15..31
Expedites	AEXP-1	66.00	100.00%	\$0.34	PRC-15..31
Message	APMC-2	43.65	100.00%		PRC-15..31
	AEXP-1			\$0.34	PRC-15..31

GTE - Florida
Wholesale Non-recurring Cost Study
Provisioning - Advanced/Special Products
Work Time Calculations

Description	Source	Productive	Circuits	Minutes per	Destination
		Minutes	B=Source	Occurrence	
		A=Source		C=A/B	
Unbundled Network Elements (UNEs) and UNE-Ps					
Service Order Entry (initial line only)					
Non-Message	APLC-1	300,548.57			
	APOC-3		7,860	38.24	APRI-1, 3
Admin (initial line only)					
Non-Message	AEXP-1	163,510.29			
	APOC-6		8,891	18.39	APRI-2
Facility Assignment					
Hi-Cap Prework	APLC-4	0.00			
	APOC-1		2,086	0.00	APRI-1, 3
Design Group					
DS-0	APLC-1	221,194.29			
	APOC-2		8,559	25.84	APRI-2, 4
Hi-Cap	APLC-1	248,862.86			
	APOC-2		2,748	90.56	APRI-2, 4

GTE - Florida
Wholesale Non-recurring Cost Study
Provisioning - Advanced/Special Products
Work Time Calculations

Description	Source	Productive	Orders	Minutes per	Destination
		Minutes	B=Source	Occurrence	
		A=Source		C=A/B	
Network Wholesale Services					
Database Management - Work Control Center	AEXP-1	61,660.00			
	APOC-3		7,519	8.20	APRI-5
Service Order Entry					
	Non-Message				
	APLC-1	300,548.57			
	APOC-3		7,860	38.24	APRI-5
Message	APLC-1	43,920.00			
	APOC-3		378	116.19	APRI-5
Facility Assignment					
Hi-Cap Prework	APLC-3	0.00			
	APOC-3		1,787	0.00	APRI-5
Design Group					
DS-0	APLC-1	221,194.29			
	APOC-4		3,248	68.10	APRI-6
Hi-Cap	APLC-1	248,862.86			
	APOC-4		2,257	110.26	APRI-7
Message	APLC-2	133,920.00			
	APOC-4		1,570	85.30	APRI-7
VIVID					
	APLC-2	168,705.00			
	APOC-5		965	174.82	APRI-3, 6, ACXI-1
Admin					
Non-Message	AEXP-1	163,510.29			
	APOC-6		8,891	18.39	APRI-8
Message	APLC-3	15,017.14			
	APOC-6		344	43.65	APRI-8

GTE - Florida
Wholesale Non-recurring Cost Study
Provisioning - Advanced/Special Products
Dark Fiber - Work Times

Ln	Description	Source	Productive Minutes	Destination
A=Note 1				
Dark Fiber				
Preordering				
Exchange Facilities				
Design Group				
Access				
1	OSP Engineer		219.25	APLC-1
2	Construction Splicer		24.00	APLC-1
3	Total	Sum Lns (1..2)	<u>243.25</u>	APRI-1
Inter-office Facilities				
Design Group				
Access				
4	OSP Engineer		205.00	APLC-1
5	Construction Splicer		60.00	APLC-1
6	Total	Sum Lns (4..5)	<u>265.00</u>	APRI-1
Network				
7	OSP Engineer		209.50	APLC-1
8	Construction Splicer			APLC-1
9	Total	Sum Lns (7..8)	<u>209.50</u>	APRI-1

Note 1: The work times listed were developed through interviews with Engineering Supervisors and Staff Support.

GTE - Florida
Wholesale Non-recurring Cost Study
Provisioning - Advanced/Special Products
Testing - Work Times

Ln	Description	Source	Productive	Orders	Circuits	Minutes per	Destination	
			Minutes	B=Source	C=APOC-2	Occurrence		D=A/B
1	Testing	APLC-3 APOC-2	183,840.00	2,307		79.69	APRI - 8	
	Order and Circuit Data							
2	Basic	APOC-6		1,413	4,351			
3	Complex	APOC-6		1,179	3,183			
4	Hi-Cap	APOC-6		2,125	2,637			
5	Totals	Sum Lns (2..4)		4,717	10,171			
6	Ratio of Orders to Circuits	B Ln 5/C Ln 5		0.46				
7	Minutes per Circuit	Note 1				36.66	APRI - 2, 4	

Note 1: As the costs for UNEs and UNE-Platforms are on a per Circuit basis, it is necessary to take the original calculation, done on a per Order basis, and convert to a per circuit figure by applying a ratio of Orders to Circuits.

GTE - Florida
Wholesale Non-recurring Cost Study
Provisioning - Advanced/Special Products
DBM - Work Times

Description	Work Minutes per Order A=Note 1	Work Minutes per Circuit B=Note 1	Destination
Network Wholesale Services Trunk Ports Expedites	10.20		APRI-8

GTE - Florida
Wholesale Non-recurring Cost Study
Provisioning - Advanced/Special Products
Weighted Loaded Labor Rate Calculation

Ln	Description	Source	Productive Minutes	LLR per Minute	Total Productive Cost	Weighted LLR per Minute	Destination
			A=Source	B=ALLR-1, Source	C=A*B	D=C/A	
	Service Order Entry						
	Non-Message						
1	Assignment Clerk	Note 1	252,973.37	\$0.34	\$86,010.95		
2	Assignment Tech		47,575.20		\$0.00		
3	1 Total	Sum Lns (1..2)	<u>300,548.57</u>		<u>\$86,010.95</u>	\$0.29	APMC-1, 2 APRI-1, 3, 5
	Message						
4	2 Assignment Clerk	Note 1	43,920.00	\$0.34	\$14,932.80		
5							
6	1 Total	Sum Lns (4..5)	<u>43,920.00</u>		<u>\$14,932.80</u>	\$0.34	APMC-2 APRI-5
	Design Group						
	DS-0						
7	1 Design Tech	Note 1	221,194.29	\$0.60	\$132,716.57		
8							
9	1 Total	Sum Lns (7..8)	<u>221,194.29</u>		<u>\$132,716.57</u>	\$0.60	APMC-1, 2 APRI-2, 4, 6
	Hi-Cap						
10	2 Design Tech	Note 1	225,694.46	\$0.66	\$148,958.34		
11	Clerk	Note 1	23,168.40	\$0.34	\$7,877.26		
12	Total	Sum Lns (10..12)	<u>248,862.86</u>		<u>\$156,835.60</u>	\$0.63	APMC-1, 2 APRI-2, 4, 6

GTE - Florida
Wholesale Non-recurring Cost Study
Provisioning - Advanced/Special Products
Weighted Loaded Labor Rate Calculation

Ln	Description	Source	Productive Minutes	LLR per Minute	Total Productive Cost	Weighted LLR per Minute	Destination
			A=Source	B=ALLR-1, Source	C=A*B	D=C/A	
	Design Group						
	Message						
13	1 Design Tech	Note 1	133,920.00	\$0.60	\$80,352.00		
14	2	Note 1					
15	Total	Sum Lns (13..15)	<u>133,920.00</u>		<u>\$80,352.00</u>	\$0.60	APMC-2 APRI-7
	Access						
	Dark Fiber						
	Preordering						
	Exchange Facilities						
16	3 OSP Engineer	AFMC-1	219.25	\$0.60	\$131.55		
17	4 Construction Splicer	AFMC-1	24.00	\$0.48	\$11.52		
18	Total	Sum Lns (16..18)	<u>243.25</u>		<u>\$143.07</u>	\$0.59	APRI-2
	Inter-office Facilities						
19	1 OSP Engineer	AFMC-1	205.00	\$0.60	\$123.00		
20	2 Construction Splicer	AFMC-1	60.00	\$0.48	\$28.80		
21	Total	Sum Lns (19..21)	<u>265.00</u>		<u>\$151.80</u>		
	Network						
23	5 OSP Engineer	AFMC-1	209.50	\$0.60	\$125.70		
24	6 Construction Splicer						
25	Total	Sum Lns (23..25)	<u>209.50</u>		<u>\$125.70</u>	\$0.60	APRI-2

GTE - Florida
Wholesale Non-recurring Cost Study
Provisioning - Advanced/Special Products
Weighted Loaded Labor Rate Calculation

Ln	Description	Source	Productive Minutes	LLR per Minute	Total Productive Cost	Weighted LLR per Minute	Destination
			A=Source	B=ALLR-1, Source	C=A*B	D=C/A	
	Testing						
26	Coordinator	Note 1	183,840.00	\$0.45	\$82,728.00		
27							
28	1 Total	Sum Lns (26..27)	<u>183,840.00</u>		<u>\$82,728.00</u>	\$0.45	ATMC-1 APRI-2, 4, 8
	Admin						
	Message						
29	Admin Clerk	Note 1	15,017.14	\$0.34	\$5,105.83		
30							
31	1 Total	Sum Lns (29..30)	<u>15,017.14</u>		<u>\$5,105.83</u>	\$0.34	APMC-2 APRI-2, 8
	VIVID						
32	VIVID Advocate	Note 1	168,705.00	\$0.34	\$57,359.70		
33							
34	1 Total	Sum Lns (32..33)	<u>168,705.00</u>		<u>\$57,359.70</u>	\$0.34	APMC-2 APRI-3, 6, AINP-1

GTE - Florida
Wholesale Non-recurring Cost Study
Provisioning - Advanced/Special Products
Weighted Loaded Labor Rate Calculation

Ln	Description	Source	Productive Minutes	LLR per Minute	Total Productive Cost	Weighted LLR per Minute	Destination
			A=Source	B=ALLR-1, Source	C=A*B	D=C/A	
	Facility Assignment						
	Hi-Cap Prework						
35	Assignment Clerks	Note 1					
36	1						
37	Total	Sum Lns (35..36)	<u>0.00</u>		<u>\$0.00</u>	#DIV/0!	APMC-1, 2 APRI-1, 3, 5
	Local Loop Assignment						
	Advanced/Special Services						
	Complex Hi-Cap						
	New						
38	Facility Tech	ALLA-2	25.50	\$0.48	\$12.24		
39	Switch Services Tech	ALLA-2	120.00	\$0.60	\$72.00		
40	FAC Clerk	ALLA-2	4.50				
		AINP-1		\$0.39	\$1.76		
41	Total	Sum Lns (38..40)	<u>150.00</u>		<u>\$86.00</u>	\$0.57	APRI-1, 3, 6 APRI-1, 3, 6

Note 1: The productive minutes were provided by the Group Supervisors.

GTE - Florida
 Wholesale Non-recurring Cost Study
 Provisioning - Advanced/Special Products
 Local Loop Assignment Work Times

Ln	Description	Job Title	Source	Work Minutes	Destination
				A=Note 1	
Facility Assignment					
Local Loop Assignment					
Advanced/Special Services					
Basic and Complex DS-0					
New					
1	Determine Loop Assignment and Loop Make-up request	FAC Clerk		2.00	
2	Determine customer's serving terminal and cable count at terminal	FAC Clerk		2.00	
3	Determine vacant pairs for service order	FAC Clerk		3.00	
4	Determine the loop make-up of the cable pair facilities serving the customer	FAC Clerk		11.00	
5	Update/Initialize the service order in the system	FAC Clerk		4.50	
6	Enter facilities assignment and complete status in system	FAC Clerk		6.50	
7	Total		Sum Lns (1..6)	<u>29.00</u>	APRI-1, 3, 6
Disconnect					
8	Determine disconnect request	FAC Clerk		2.00	
9	Recover cable pairs, note conditioning	FAC Clerk		4.50	
10	Total		Sum Lns (8..9)	<u>6.50</u>	APRI-1, 3, 6

GTE - Florida
Wholesale Non-recurring Cost Study
Provisioning - Advanced/Special Products
Local Loop Assignment Work Times

Ln	Description	Job Title	Source	Work Minutes	Destination
				A=Note 1	
Facility Assignment					
Local Loop Assignment					
Advanced/Special Services					
Complex Hi-Cap					
New					
11	Determine Loop Assignment and Loop Make-up request	OSP Engineer		2.00	
12	Determine customer's serving terminal and cable count at terminal	OSP Engineer		2.00	
13	Determine vacant pairs for service order	OSP Engineer		3.00	
14	Determine the loop make-up of the cable pair facilities serving the customer	OSP Engineer		11.00	
15	Reserve cable pair facilities in system	OSP Engineer		3.00	
16	Enter facilities assignment and complete status in system	OSP Engineer		4.50	
17	Test circuit conditioning in field	Switch Services Tech		120.00	
18	Update/Initialize the service order in the system	FAC Clerk		4.50	
19	Total		Sum Lns (11..18)	<u>150.00</u>	APLC-4
Disconnect					
20	Determine disconnect request	FAC Clerk		2.00	
21	Recover cable pairs, note conditioning	FAC Clerk		4.50	
22	Total		Sum Lns (20..22)	<u>6.50</u>	APRI-1, 3, 6

Note 1: The work minutes listed were provided by FAC and Outside Plant Engineering personnel.

GTE - Florida
Wholesale Non-recurring Cost Study
Provisioning - Advanced/Special Products
Admin and DBM-WCC Productive Minutes and LLRs

Ln	Description	Source	Expedites A=Source	Productive Minutes C=B*60	LLR per Minute D=ALLR-1	Total Productive Cost E=C*D	Weighted LLR per Minute F=E/C	Destination
Admin								
Non-Message								
1	Admin Clerks			189,514.29	\$0.34	\$64,434.86		
2								
3	Subtotal	Sum Lns (1..2)		<u>189,514.29</u>		<u>\$64,434.86</u>	\$0.34	APRI-2, 4, 8
Expedites								
4	Minutes per Expedite	Note 2	66.00					APRI-2
5	Number of Expedites	Note 3	394					
6	Productive Time - Expedites	Ln 4*Ln 5		<u>26,004.00</u>				
7	Total Productive Time less Expedites	Ln 3-Ln 6		<u>163,510.29</u>				APMC-1, 2
Database Management - Work Control Center								
8	Database Admin			62,460.00	\$0.60	\$37,476.00		
9								
10	Subtotal	Sum Lns (8..9)		<u>62,460.00</u>		<u>\$37,476.00</u>	\$0.60	APRI-5
Expedites								
11	Minutes per Expedite	Note 2	25.00					APRI-5
12	Number of Expedites	Note 3	32					
13	Productive Time - Expedites	Ln 11*Ln 12		<u>800.00</u>				
14	Total Productive Time less Expedites	Ln 10-Ln 13		<u>61,660.00</u>				APMC-2

Note 1: The productive minutes were provided by the Group Supervisors.

Note 2: This work time was provided by the Group Supervisor.

Note 3: The expedites counts were extrated from the TBS system.

GTE - Florida
Wholesale Non-recurring Cost Study
Provisioning - Advanced/Special Products
Orders and Circuits - Percentages

Ln	Description	Source	Circuits	Probability of Occurrence	Destination
			A=APOC-1..7	B=Source	
Unbundled Network Elements (UNEs) and UNE-Platforms					
Advanced/Special Products					
Service Order Entry					
1	Non-message	Note 1		100.00%	APRI-1, 3
Facility Assignment					
2	Local Loop Assignment	Note 18		100.00%	APRI-1
Complex					
3	Complex (DS-0) circuits requiring Assignment	Ln 3/Ln 5	2109	50.27%	APRI-3
4	Complex (Hi-Cap) circuits requiring Assignment	Ln 4/Ln 5	2086	49.73%	APRI-1
5	Total	Sum Lns (3..4)	4195	100.00%	
Hi-Cap Prework					
6	Complex (Hi-Cap)	Ln 4		49.73%	APRI-1, 3
Switch Update					
FAC					
Basic					
7	Basic (DS-0) circuits requiring Switch Update	Ln 7/Ln 8	2022	68.29%	APRI-3
8	Total Basic (DS-0) circuits		2961		

GTE - Florida
Wholesale Non-recurring Cost Study
Provisioning - Advanced/Special Products
Orders and Circuits - Percentages

Ln	Description	Source	Circuits	Probability of Occurrence	Destination
			A=APOC-1..7	B=Source	
Unbundled Network Elements (UNEs) and UNE-Platforms					
Advanced/Special Products					
Switch Update					
Database Management					
Complex					
9	Complex (DS-0) circuits requiring Switch Update	Ln 9/Ln 10	1088	22.24%	APRI-3
10	Complex (Total) circuits Issued		4892		
Design Group					
DS-0					
11	Basic	Note 2		100.00%	APRI-2
Complex					
12	Complex (DS-0) circuits requiring Design	Ln 12/Ln 14	3369	55.08%	APRI-2, 4
13	Complex (Hi-Cap) circuits requiring Design	Ln 13/Ln 14	2748	44.92%	
14	Total	Sum Lns (12..13)	6117	100.00%	
Hi-Cap					
15	Complex	Ln 13		44.92%	APRI-2, 4
Dark Fiber					
16	Exchange Facilities	Note 19		100.00%	APRI-2
17	Inter-office Facilities	Note 19		100.00%	APRI-2
Access					
Dark Fiber					
18	Exchange Facilities	Note 19		100.00%	APRI-2
19	Inter-office Facilities	Note 19		100.00%	APRI-2
Network					
20	Dark Fiber Inter-office Facilities	Note 19		100.00%	APRI-2
Testing					
21	Basic	Note 3		100.00%	APRI-2

A17-FL 47
 Wholesale - June 2000

GTE - Florida
 Wholesale Non-recurring Cost Study
 Provisioning - Advanced/Special Products
 Orders and Circuits - Percentages

Ln	Description	Source	Circuits	Probability of Occurrence	Destination
22	Complex	Note 4	A=APOC-1..7	B=Source 100.00%	APRI-4
23	Admin Non-message	Note 5		100.00%	APRI-2, 4

GTE - Florida
Wholesale Non-recurring Cost Study
Provisioning - Advanced/Special Products
Orders and Circuits - Percentages

Ln	Description	Source	Orders	Probability of Occurrence	Destination
			A=APOC-1..7	B=Source	
Network Wholesale Services					
Database Management - Work Control Center					
24	Trunk Ports	Note 6		100.00%	APRI-5
Service Order Entry					
Non-message					
25	Trunk Ports and Entrance Facilities	Note 7		100.00%	APRI-5
Message					
26	Trunk Ports	Note 7		100.00%	APRI-5
Facility Assignment					
Local Loop Assignment					
Entrance Facilities					
DS-0 and Fractional T-1					
27	DS-0	Ln 27/Ln 29	60	86.96%	APRI-6
28	Fractional T-1	Ln 28/Ln 29	9	13.04%	
29	Total	Sum Lns (27..28)	69	100.00%	APRI-6
30	DS-1 and Higher	Note 8		100.00%	APRI-6
Hi-Cap Prework					
Entrance Facilities					
31	DS-0 and Fractional T-1	Ln 28		13.04%	APRI-5
32	DS-1 and Higher	Note 8		100.00%	APRI-5

GTE - Florida
Wholesale Non-recurring Cost Study
Provisioning - Advanced/Special Products
Orders and Circuits - Percentages

Ln	Description	Source	Orders A=APOC-1..7	Probability of Occurrence B=Source	Destination
Network Wholesale Services					
Design Group					
DS-0					
33	Trunk Ports	Note 9		100.00%	APRI-6
Entrance Facilities					
34	DS-0 and Fractional T-1	Note 9		100.00%	APRI-6
Hi-Cap					
Entrance Facilities					
35	DS-1 and Higher	Note 10		100.00%	APRI-7
Message					
36	Trunk Ports	Note 11		100.00%	APRI-7
Database Management					
DBM					
37	Trunk Ports	Note 12		100.00%	APRI-7
Central Office - Call through Testing					
38	Trunk Ports	Note 13		100.00%	APRI-8
39	Testing	Note 14		100.00%	APRI-8

GTE - Florida
Wholesale Non-recurring Cost Study
Provisioning - Advanced/Special Products
Orders and Circuits - Percentages

Ln	Description	Source	Orders	Probability of Occurrence	Destination
	Unbundled Network Elements (UNEs) and UNE-Platforms			A=APOC-1..7 B=Source	
	VIVID				
	Advanced/Special				
	Complex				
40	Total Region VIVID orders	Ln 40/Ln 41	629	11.17%	APRI-4
41	Total Region orders		5632		
	Admin				
42	Non-Message	Note 15		100.00%	APRI-8
43	Message	Note 17		100.00%	APRI-8

Note 1: The Service Order Entry clerks work on all service orders.

Note 2: All Basic orders are worked by the DS-0 designers.

Note 3: All Basic New and Migration As Specified orders require testing.

Note 4: All Complex New orders require testing.

Note 5: All Non-message service orders are completed and monitored by the Administration group.

Note 6: The DBM-WCC works every trunk port order, thus the percent is 100%.

Note 7: The Service Order Entry clerks work all orders except Change orders without Engineering Review, therefore the percent is 100%. Change orders without Engineering Review are translation orders and require only DBM provisioning.

Note 8: Hi-Cap Prework and Local Loop Assignment work all Hi-Cap new orders, therefore the percent is 100%.

Note 9: The DS-0 designers work all Trunk Port New, Change with Engineering Review and Entrance Facilities DS-0 and Fractional T-1 orders, therefore the percent is 100%.

Note 10: The Hi-Cap designers work all DS-1 level Entrance Facilities orders, therefore the percent is 100%.

Note 11: The Message designers work all Trunk Port orders except Change without Engineering Review, therefore the percent is 100%.

Note 12: The DBM group works all Trunk Port orders, therefore the percent is 100%.

Note 13: Central Office Technicians perform call-through testing for all Trunk Port orders except disconnect orders, therefore the percent is 100%.

Note 14: The Testing group works all new Trunk Port orders except Trunk Only orders, therefore the percent is 100%.

Note 15: The Non-Message Admin group works all Trunk Port - Facilities and Trunks new and disconnect orders, therefore the percent is 100%.

Note 16: The Non-Message Admin group works all Entrance Facilities orders, therefore the percent is 100%.

Note 17: The Message Admin group works all Trunk Port orders, therefore the percent is 100%.

Note 18: All Basic orders require assignment by the FAC, therefore the percent is 100%.

Note 19: All Dark Fiber orders require design work, therefore the percent is 100%.

GTE - Florida
Wholesale Non-recurring Cost Study
Provisioning - Advanced/Special Products
Orders and Circuits - Counts

Ln	Description	Source	Circuits	Destination
			A=Note 1	
Unbundled Network Elements (UNEs) and UNE-Platforms				
Facility Assignment				
Hi-Cap Prework and Outside Plant Engineering				
Complex Circuits (LLAM Date)				
1	Complex DS-0 requiring Assignment		2,109	APOP-1
2	Complex Hi-Cap requiring Assignment		2,086	APOP-1, APMC-1
3	Total	Sum Lns (1..2)	<u>4,195</u>	APOP-1
Switch Update				
FAC				
Basic DS-0 Circuits (LLAM Date)				
4	Basic DS-0 requiring Switch Update		2,022	APOP-1
5	Total Basic DS-0 Circuits		2,961	APOP-1
Database Management				
6	Complex DS-0 Circuits requiring Switch Update		1,088	APOP-2
Complex Circuits (Issue Date)				
7	Complex DS-0		2,835	
8	Complex Hi-Cap		2,057	
9	Total	Sum Lns (7..8)	<u>4,892</u>	APOP-2

GTE - Florida
Wholesale Non-recurring Cost Study
Provisioning - Advanced/Special Products
Orders and Circuits - Counts

Ln	Description	Source	Circuits	Destination
			A=Note 1	
Unbundled Network Elements (UNEs) and UNE-Platforms				
Design Group				
DS-0 and Hi-Cap Design				
DS-0 Circuits (Design Date)				
10	Basic		5,190	
11	Complex		3,369	APOP-2
12	Total	Sum Lns (10..11)	<u>8,559</u>	APMC-1
13	Total Hi-Cap Circuits (Design Date)		2,748	APOP-2, APMC-1
Testing				
14	Total Orders requiring Testing		2,307	ATMC-1
Study State Circuit Data (Plant Test Date)				
15	Basic		4,351	ATMC-1
16	Complex		3,183	ATMC-1
17	Hi-Cap		2,637	ATMC-1
18	Total	Sum Lns (15..17)	<u>10,171</u>	ATMC-1

GTE - Florida
Wholesale Non-recurring Cost Study
Provisioning - Advanced/Special Products
Orders and Circuits - Counts

Ln	Description	Source	Orders	Destination
			A=Note 1	
	Network Wholesale Services			
	Database Management - Work Control Center			
19	Number of ASRs touched		7,519	APMC-2
	Service Order Entry Group			
	Non-Message Order Entry			
	Non-Message Orders (Issue Date)			
20	Basic DS-0		3,442	
21	Complex DS-0		1,577	
22	Hi-Cap		2,841	
23	Total	Sum Lns (20..22)	<u>7,860</u>	APMC-1, 2
	Message Order Entry			
24	Message Orders		378	APMC-2
	Facility Assignment			
	Hi-Cap Prework and Outside Plant Engineering			
	Complex Orders (LLAM Date)			
25	Complex DS-0 Orders requiring Assignment		931	
26	Complex Hi-Cap orders requiring Assignment		1,787	APMC-2
27	Total	Sum Lns (25..26)	<u>2,718</u>	
	Entrance Facilities Orders DS-0 and Fractional T-1 (Issue Date)			
28	Telcordia Code YG (Frame Relay DS-0)		60	APOP-3
29	Telcordia Code DK (Fractional T-1)		9	APOP-3
30	Total	Sum Lns (28..29)	<u>69</u>	APOP-3

GTE - Florida
Wholesale Non-recurring Cost Study
Provisioning - Advanced/Special Products
Orders and Circuits - Counts

Ln	Description	Source	Orders	Destination
			A=Note 1	
	Network Wholesale Services			
	Design Group			
	DS-0 and Hi-Cap Design			
	DS-0 Orders (Design Date)			
31	Basic		1,940	
32	Complex		1,308	
33	Total	Sum Lns (31..32)	<u>3,248</u>	APMC-2
34	Total Hi-Cap Orders (Design Date)		2,257	APMC-2
	Trunk Ports Orders			
35	Trunks and Facilities		1,317	
36	Trunk Only		240	
37	Change w/Engineering Review		13	
38	Total	Sum Lns (35..37)	<u>1,570</u>	AMPC-2

GTE - Florida
 Wholesale Non-recurring Cost Study
 Provisioning - Advanced/Special Products
 Orders and Circuits - Counts

Ln	Description	Source	Orders	Destination
			A=Note 1	
	Network Wholesale Services			
	VIVID			
39	Total VIVID Orders		965	APMC-2
40	Non-Engineered ISDN-BRI Orders		336	
41	Total Engineered VIVID Orders	Ln 39 less Ln 40	<u>629</u>	APOP-5
	Complex Orders			
42	Complex DS-0 Orders		2,065	
43	Complex Hi-Cap Orders		3,567	
44	Total	Sum Lns (42..43)	<u>5,632</u>	APOP-5
	Entrance Facilities Orders (VIVID)			
45	Total		n/a	

GTE - Florida
Wholesale Non-recurring Cost Study
Provisioning - Advanced/Special Products
Orders and Circuits - Counts

Ln	Description	Source	Orders	Destination
			A=Note 1	
	Network Wholesale Services			
	Testing			
	Study State Order Data (Plant Test Date)			
46	Basic DS-0		1,413	ATMC-1
47	Complex DS-0		1,179	ATMC-1
48	Hi-Cap		2,125	ATMC-1
49	Total	Sum Lns (46..48)	<u>4,717</u>	ATMC-1
	Admin			
	Non-Message Clerks			
	Non-Message Orders (Completion Date)			
50	Basic DS-0 Orders		3,259	
51	Complex DS-0 Orders		2,065	
52	Complex Hi-Cap Orders		3,567	
53	Total	Sum Lns (50..52)	<u>8,891</u>	APMC-1, 2
	Message Clerks			
54	Message Orders		344	APMC-2

Note 1: The Circuit and Order counts were extracted from system data.

GTE Wholesale Non-Recurring Cost Study

Florida

Table of Appendix Exhibits - Field Work by Page

	Exhibit Name	Page
Field Work Inputs -----	AINS	A4-3
Dark Fiber Inputs -----	AINS	A4-11
Summary Of Jumper/Driver Time Study - Central Office Installation -----	AJDT	A4-13
Jumper Study - Activity Summary Sheet-----	AJSS	A4-15
Jumper Study - Other Jumper Activities Calculation-----	AAJT	A4-16
Jumper Study - Input Sheet-----	AJIS	A4-17
Probability of Running/Breaking a Jumper - Central Office Installation-----	APRJ	A4-18
Probability of Dispatch - Field Installation-----	ADSP	A4-23
Coord. Conversion and Hot Cut Coordinated Conv. Minutes/ Activity-----	ACCC	A4-24
Order Summary - Field Installation-----	AOSM	A4-28
Sub-Loop Unbundling Activity Summary - Field Installation-----	ASBL	A4-30
Sub-Loop Unbundling Activity Summary II - Field Installation-----	ASBL	A4-32
Sub-Loop Unbundling Order Summary - Field Installation-----	ASBL	A4-34
Probability of Dispatch - Sub-Loop-----	ASBL	A4-36
Dark Fiber-----	ADFB	A4-37

GTE Wholesale Non-Recurring Cost Study

Florida

Table of Appendix Exhibits - Field Work by Exhibit Name

	Exhibit Name	Page
Jumper Study - Other Jumper Activities Calculation-----	AAJT	A4-16
Coord. Conversion and Hot Cut Coordinated Conv. Minutes/ Activity----	ACCC	A4-24
Dark Fiber-----	ADFB	A4-37
Probability of Dispatch - Field Installation-----	ADSP	A4-23
Field Work Inputs -----	AINS	A4-3
Dark Fiber Inputs -----	AINS	A4-11
Summary Of Jumper/Driver Time Study - Central Office Installation ----	AJDT	A4-13
Jumper Study - Input Sheet-----	AJIS	A4-17
Jumper Study - Activity Summary Sheet-----	AJSS	A4-15
Order Summary - Field Installation-----	AOSM	A4-28
Probability of Running/Breaking a Jumper - Central Office Installation----	APRJ	A4-18
Sub-Loop Unbundling Activity Summary - Field Installation-----	ASBL	A4-30
Sub-Loop Unbundling Activity Summary II - Field Installation-----	ASBL	A4-32
Sub-Loop Unbundling Order Summary - Field Installation-----	ASBL	A4-34
Probability of Dispatch - Sub-Loop-----	ASBL	A4-36

**GTE - Florida
Wholesale Non-recurring Study
Field Work
Input Sheet**

Description	Field			Central Office			Destination
	Minutes per Order	Probability of Occurrence	LLR per Minute	Minutes per Order	Probability of Occurrence	LLR per Minute	
	A = ACCC B = ACCC C = ALLR-1 A = ACCC B = ACCC C = ALLR-1						
Exchange and Advanced/Special Products Network Interface Device (NID) New	2.86	100.00%	0.61	n/a	n/a	n/a	FIC & COC 1.3
Coordinated Conversion Exchange Products							
Process 1							
Standard Interval	n/a	n/a	n/a	n/a	n/a	n/a	FIC & COC 1.3
Process 2							
Standard Interval	n/a	n/a	n/a	10.00	100.00%	\$0.69	FIC & COC 1.3
Additional Interval	n/a	n/a	n/a	15.00	100.00%	\$0.69	FIC & COC 1.3
Process 3							
Standard Interval	15.00	100.00%	\$0.60	5.00	100.00%	\$0.69	FIC & COC 1.3
Additional Interval	15.00	100.00%	\$0.60	n/a	n/a	n/a	FIC & COC 1.3
Advanced/Special Products							
Process 1							
Standard Interval	n/a	n/a	n/a	n/a	n/a	n/a	FIC & COC 1.3
Process 2							
Standard Interval	n/a	n/a	n/a	10.00	100.00%	\$0.69	FIC & COC 1.3
Additional Interval	n/a	n/a	n/a	15.00	100.00%	\$0.69	FIC & COC 1.3
Process 3							
Standard Interval	15.00	100.00%	\$0.60	5.00	100.00%	\$0.69	FIC & COC 1.3
Additional Interval	15.00	100.00%	\$0.60	n/a	n/a	n/a	FIC & COC 1.3

**GTE - Florida
Wholesale Non-recurring Study
Field Work
Input Sheet**

Description	Field			Central Office			Destination
	Minutes per Order	Probability of Occurrence	LLR per Minute	Minutes per Order	Probability of Occurrence	LLR per Minute	
	A = ACCC B = ACCC C = ALLR-1 A = ACCC B = ACCC C = ALLR-1						
Exchange and Advanced/Special Products							
Hot Cut Coordinated Conversion							
Exchange Products							
Process 1							
Standard Interval	n/a	n/a	n/a	n/a	n/a	n/a	FIC & COC 1.3
Process 2							
Standard Interval	n/a	n/a	n/a	40.00	100.00%	\$0.69	FIC & COC 1.3
Additional Interval	n/a	n/a	n/a	15.00	100.00%	\$0.69	FIC & COC 1.3
Process 3							
Standard Interval	60.00	100.00%	\$0.60	20.00	100.00%	\$0.69	FIC & COC 1.3
Additional Interval	15.00	100.00%	\$0.60	n/a	n/a	n/a	FIC & COC 1.3
Advanced/Special Products							
Process 1							
Standard Interval	n/a	n/a	n/a	n/a	n/a	n/a	FIC & COC 1.3
Process 2							
Standard Interval	n/a	n/a	n/a	40.00	100.00%	\$0.69	FIC & COC 1.3
Additional Interval	n/a	n/a	n/a	15.00	100.00%	\$0.69	FIC & COC 1.3
Process 3							
Standard Interval	60.00	100.00%	\$0.60	20.00	100.00%	\$0.69	FIC & COC 1.3
Additional Interval	15.00	100.00%	\$0.60	n/a	n/a	n/a	FIC & COC 1.3

GTE - Florida
 Wholesale Non-recurring Study
 Field Work
 Input Sheet

Description	Field			Central Office			Destination
	Minutes per Order	Probability of Occurrence	LLR per Minute	Minutes per Order	Probability of Occurrence	LLR per Minute	
	A = ACCC B = ACCC C = ALLR-1 A = ACCC B = ACCC C = ALLR-1						
Exchange and Advanced/Special Products							
Expedites							
Exchange Products	n/a	n/a	n/a	n/a	n/a	n/a	FIC & COC 1.3
Advanced/Special Products	n/a	n/a	n/a	n/a	n/a	n/a	FIC & COC 1.3
Preordering	n/a	n/a	n/a	n/a	n/a	n/a	FIC & COC 1.3
Record Order	n/a	n/a	n/a	n/a	n/a	n/a	FIC & COC 1.3
Customer Service Record Search	n/a	n/a	n/a	n/a	n/a	n/a	FIC & COC 1.3
CLEC Account Establishment	n/a	n/a	n/a	n/a	n/a	n/a	FIC & COC 1.3

GTE - Florida
 Wholesale Non-recurring Study
 Field Work
 Input Sheet

Description	Field			Central Office			Destination
	Minutes per Order	Probability of Occurrence	LLR per Minute	Minutes per Order	Probability of Occurrence	LLR per Minute	
	A = ACCC B = ACCC C = ALLR-1 A = ACCC B = ACCC C = ALLR-1						
Network Wholesale Services							
Expedites							
Trunk Ports	n/a	n/a	n/a	n/a	n/a	n/a	FIC & COC 1..3
Entrance Facilities/Deciated Transport	n/a	n/a	n/a	n/a	n/a	n/a	FIC & COC 1..3
Record Order	n/a	n/a	n/a	n/a	n/a	n/a	FIC & COC 1..3

GTE - Florida
Wholesale Non-recurring Cost Study
Field Work
Input Sheet

Description	Field			Central Office			Destination
	Minutes per Line/Ckt	Probability of Occurrence	Loaded Labor Rate Per Minute	Minutes per Line/Ckt	Probability of Occurrence	Loaded Labor Rate Per Minute	
	A=ASBL	C = ADSP	D=ASBL	F=AJDT	H=APRJ-1	I=ALLR-1	
Unbundled Network Elements (UNEs)							
Exchange Products							
Sub-Loop Unbundling							
Initial Line							
MDF Interconnection							
New							
Central Office	n/a	n/a	n/a	9.55	100.00%	\$0.69	SBLC-1
Customer Location	182.82	27.57%	\$0.50	n/a	n/a	n/a	SBLC-1
Disconnect							
Central Office	n/a	n/a	n/a	4.51	100.00%	\$0.69	SBLC-1
Customer Location	178.36	0.30%	\$0.49	n/a	n/a	n/a	SBLC-1
Change CO Interconnection	n/a	n/a	n/a	12.68	100.00%	\$0.69	SBLC-1
FDI - Feeder Interconnection							
New							
Central Office	n/a	n/a	n/a	9.55	100.00%	\$0.69	SBLC-1
Cross Box	23.24	100.00%	\$0.50	n/a	n/a	n/a	SBLC-1
Disconnect							
Central Office	n/a	n/a	n/a	4.51	100.00%	\$0.69	SBLC-1
Cross Box	23.24	100.00%	\$0.49	n/a	n/a	n/a	SBLC-1
Change Facility Connection	23.24	100.00%	\$0.50	n/a	n/a	n/a	SBLC-1

GTE - Florida
 Wholesale Non-recurring Cost Study
 Field Work
 Input Sheet

Description	Field			Central Office			Destination
	Minutes per Line/Ckt	Probability of Occurrence	Loaded Labor Rate Per Minute	Minutes per Line/Ckt	Probability of Occurrence	Loaded Labor Rate Per Minute	
	A=ASBL	C = ADSP	D=ASBL	F=AJDT	H=APRJ-1	I=ALLR-1	
Unbundled Network Elements (UNEs)							
Exchange Products							
Sub-Loop Unbundling							
Initial Line							
FDI - Distribution Interconnection							
New							
Cross Box	23.24	100.00%	\$0.50	n/a	n/a	n/a	SBLC-2
Customer Location	182.82	27.57%	\$0.50	n/a	n/a	n/a	SBLC-2
Disconnect							
Cross Box	23.24	100.00%	\$0.49	n/a	n/a	n/a	SBLC-2
Customer Location	178.36	0.30%	\$0.49	n/a	n/a	n/a	SBLC-2
Change Facility Connection	23.24	100.00%	\$0.50	n/a	n/a	n/a	SBLC-2
Serving Terminal Interconnection							
Customer Location							
New	15.72	100.00%	\$0.50	n/a	n/a	n/a	SBLC-2
Disconnect	15.72	100.00%	\$0.49	n/a	n/a	n/a	SBLC-2
Change Facility Connection	15.72	100.00%	\$0.50	n/a	n/a	n/a	SBLC-2

GTE - Florida
Wholesale Non-recurring Cost Study
Field Work
Input Sheet

Description	Field			Central Office			Destination
	Minutes per Line/Ckt	Probability of Occurrence	Loaded Labor Rate Per Minute	Minutes per Line/Ckt	Probability of Occurrence	Loaded Labor Rate Per Minute	
	A=ASBL	C = ADSP	D=ASBL	F=AJDT	H=APRJ-1	I=ALLR-1	
Unbundled Network Elements (UNEs)							
Exchange Products							
Sub-Loop Unbundling							
Additional Line							
MDF Interconnection							
New							
Central Office	n/a	n/a	n/a	8.17	100.00%	\$0.69	SBLC-3
Customer Location	96.00	27.57%	\$0.49	n/a	n/a	n/a	SBLC-3
Disconnect							
Central Office	n/a	n/a	n/a	3.13	100.00%	\$0.69	SBLC-3
Customer Location	178.36	0.30%	\$0.49	n/a	n/a	n/a	SBLC-3
Change CO Interconnection	n/a	n/a	n/a	11.30	100.00%	\$0.69	SBLC-3
FDI - Feeder Interconnection							
New							
Central Office	n/a	n/a	n/a	8.17	100.00%	\$0.69	SBLC-3
Cross Box	3.77	100.00%	\$0.49	n/a	n/a	n/a	SBLC-3
Disconnect							
Central Office	n/a	n/a	n/a	3.13	100.00%	\$0.69	SBLC-3
Cross Box	3.77	100.00%	\$0.49	n/a	n/a	n/a	SBLC-3
Change Facility Connection	3.77	100.00%	\$0.49	n/a	n/a	n/a	SBLC-3

GTE - Florida
Wholesale Non-recurring Cost Study
Field Work
Input Sheet

Description	Field			Central Office			Destination
	Minutes per Line/Ckt	Probability of Occurrence	Loaded Labor Rate Per Minute	Minutes per Line/Ckt	Probability of Occurrence	Loaded Labor Rate Per Minute	
	A=ASBL	C = ADSP	D=ASBL	F=AJDT	H=APRJ-1	I=ALLR-1	
Unbundled Network Elements (UNEs)							
Exchange Products							
Sub-Loop Unbundling							
Additional Line							
FDI - Distribution Interconnection							
New							
Cross Box	3.77	100.00%	\$0.49	n/a	n/a	n/a	SBLC-4
Customer Location	96.00	27.57%	\$0.49	n/a	n/a	n/a	SBLC-4
Disconnect							
Cross Box	3.77	100.00%	\$0.49	n/a	n/a	n/a	SBLC-4
Customer Location	178.36	0.30%	\$0.49	n/a	n/a	n/a	SBLC-4
Change Facility Connection	3.77	100.00%	\$0.49	n/a	n/a	n/a	SBLC-4
Serving Terminal Interconnection							
Customer Location							
New	2.12	100.00%	\$0.49	n/a	n/a	n/a	SBLC-4
Disconnect	2.12	100.00%	\$0.49	n/a	n/a	n/a	SBLC-4
Change Facility Connection	2.12	100.00%	\$0.49	n/a	n/a	n/a	SBLC-4

GTE - Florida
Wholesale Non-recurring Cost Study
Field Work
Dark Fiber Input Sheet

Description	Field			Central Office			Destination
	Minutes per Line/Ckt	Probability of Occurrence	Loaded Labor Rate	Minutes per Line/Ckt	Probability of Occurrence	Loaded Labor Rate	
	A=ADFB-1,2	B=ADFB-1,2	C=ADFB-1,2	D=ADFB-1,2	E=ADFB-1,2	F=ADFB-1,2	
Unbundled Network Elements (UNEs)							
Advanced/Special Products							
Dark Fiber							
Initial Line							
Preordering	n/a	n/a	n/a	n/a	n/a	n/a	DFCC-1
UNE Interoffice Dedicated Transport							
Host Central Office	n/a	n/a	n/a	21.25	100.00%	\$0.69	DFCC-1
Remote Central Office	n/a	n/a	n/a	27.14	100.00%	\$0.69	DFCC-1
Unbundled Loop							
Central Office	n/a	n/a	n/a	21.25	100.00%	\$0.69	DFCC-1
Customer Location	27.14	100.00%	\$0.61	n/a	n/a	n/a	DFCC-1
Sub-loop Feeder							
Central Office	n/a	n/a	n/a	21.25	100.00%	\$0.69	DFCC-1
Cross Box	27.14	100.00%	\$0.61	n/a	n/a	n/a	DFCC-1
Sub-loop Distribution							
Cross Box	27.14	100.00%	\$0.61	n/a	n/a	n/a	DFCC-1
Customer Location	27.14	100.00%	\$0.61	n/a	n/a	n/a	DFCC-1

GTE - Florida
 Wholesale Non-recurring Cost Study
 Field Work
 Dark Fiber Input Sheet

Description	Field			Central Office			Destination
	Minutes per Line/Ckt	Probability of Occurrence	Loaded Labor Rate	Minutes per Line/Ckt	Probability of Occurrence	Loaded Labor Rate	
	A=ADFB-1,2	B=ADFB-1,2	C=ADFB-1,2	D=ADFB-1,2	E=ADFB-1,2	F=ADFB-1,2	
Unbundled Network Elements (UNEs)							
Advanced/Special Products							
Dark Fiber							
Additional Line							
Preordering	n/a	n/a	n/a	n/a	n/a	n/a	DFCC-2
UNE Interoffice Dedicated Transport							
Host Central Office	n/a	n/a	n/a	21.25	100.00%	\$0.69	DFCC-2
Remote Central Office	n/a	n/a	n/a	21.25	100.00%	\$0.69	DFCC-2
Unbundled Loop							
Central Office	n/a	n/a	n/a	21.25	100.00%	\$0.69	DFCC-2
Customer Location	21.25	100.00%	\$0.61	n/a	n/a	n/a	DFCC-2
Sub-loop Feeder							
Central Office	n/a	n/a	n/a	21.25	100.00%	\$0.69	DFCC-2
Cross Box	21.25	100.00%	\$0.61	n/a	n/a	n/a	DFCC-2
Sub-loop Distribution							
Cross Box	21.25	100.00%	\$0.61	n/a	n/a	n/a	DFCC-2
Customer Location	21.25	100.00%	\$0.61	n/a	n/a	n/a	DFCC-2

GTE - Florida
 Wholesale Non-recurring Cost Study
 Field Work
 Summary Of Jumper/Drive Time Study - Central Office Installation

Ln	Description	Source	Average Time per Line/Circuit	Central Office Weighting Factor	Time * Wtg. Factor	Destination
			A = Source	B=Note 2	A * B	
	Line/Circuit - "Runs"					
	Exchange					
1	Average Drive Time per Line/Circuit	Note 1	5.89			
2	Average Host Time per Line/Circuit	AJSS-1	8.17			
3	Average Remote Time per Line/Circuit	Ln 1 + Ln 2	14.06	23.41%	3.29	
4	Average Host time per Line/Circuit	AJSS-1	8.17	76.59%	6.26	
5	Average Time per Line/Circuit	Ln 3 + Ln 4			9.55	ADFB - 1..2
	Advanced/Special Products					
6	Average Drive Time per Line/Circuit	Note 1	5.89			
7	Average Host Time per Line/Circuit	AJSS-1	21.25			
8	Average Remote Time per Line/Circuit	Ln 6 + Ln 7	27.14	23.41%	6.35	
9	Average Host Time per Line/Circuit	AJSS-1	21.25	76.59%	16.28	
10	Average Time per Line/Circuit	Ln 8 + Ln 9			22.63	ADFB - 1..2

A18-FL-13
 Wholesale - June 2000

GTE - Florida
 Wholesale Non-recurring Cost Study
 Field Work
 Summary Of Jumper/Drive Time Study - Central Office Installation

Ln	Description	Source	Average Time per Line/Circuit A = Source	Central Office Weighting Factor B=Note 2	Time * Wtg. Factor A * B	Destination
Jumper Breaks						
All Products						
11	Average Drive Time Line/Circuit	Note 1	5.89			
12	Average Time for Line/Circuit Break	AJSS-1	3.13			
13	Average Remote Time per Line/Circuit	Ln 11 + Ln 1	9.02	23.41%	2.11	
14	Average Host Time for Line/Circuit Break	AJSS-1	3.13	76.59%	2.40	
15	Average Time per Line/Circuit	Ln 13 + Ln 14			4.51	ADFB - 1..2
Change CO Interconnection						
Exchange Product						
16	Average Drive Time Line/Circuit	Note 1	5.89			
17	Average Time for Line/Circuit Run & Break	Ln 2 + Ln 12	11.30			ADFB - 1..2
18	Average Remote Time per Line/Circuit	Ln 16 + Ln 1	17.19	23.41%	4.03	
19	Average Time for Line/Circuit Run & Break	Ln 2 + Ln 12	11.30	76.59%	8.65	
20	Average Time per Line/Circuit	Ln 18 + Ln 19			12.68	ADFB - 1..2

Note 1: Results taken from Drive Time Study.

Note 2: Weighting based on Host/Remote ratio of central offices in state.

GTE - Florida
 Wholesale Non-recurring Cost Study
 Field Work
 Jumper Study - Activity Summary Sheet

Description	Jumper Work	Jumper Admin	AAIS Jumper List	Program	Resolve Service Order	Total Minutes	Destination
A=AAJT-1 B=AAJT-1 C=AAJT-1 D=AAJT-1 E=AAJT-1 F=Sum(A..E)							
Jumper Runs							
Exchange Order Minutes per Line	5.29	0.05	0.78		2.05	8.17	AJDT-1,2
Advanced/Special Order Minutes per Line	14.74	0.05		6.46		21.25	AJDT- 5
Jumper Breaks							
All Services Minutes per Line	2.30	0.05	0.78			3.13	AJDT-1,2

GTE - Florida
Wholesale Non-recurring Cost Study
Field Work
Jumper Study - Other Jumper Activities Calculation

Ln	Description	Source	Lines A=Source	Minutes B=AJIS-1	Minutes per Line C=B/A	Destination
Jumper Runs						
1	Exchange Orders	AJIS-1	666	3,522.00	5.29	AJSS-1
2	Advanced/Special Orders	AJIS-1	18	265.40	14.74	AJSS-1
Jumper Breaks						
3	All Services	AJIS-1	336	772.30	2.30	AJSS-1
Other Jumper Activities						
4	Jumper Admin	Sum Lns (1.	1,020	55.10	0.05	AJSS-1
5	AAIS Jumper List	Ln 1 + Ln 3	1,002	779.50	0.78	AJSS-1
6	Programming	Ln 2	18	116.30	6.46	AJSS-1
7	Resolve Service Order	Ln 1	666	1,364.50	2.05	AJSS-1

GTE - Florida
 Wholesale Non-recurring Cost Study
 Field Work
 Jumper Study - Input Sheet

Description	Total Lines	Total Minutes	Destination
	A=Note 1	B=Note 1	
Jumper Runs			
Exchange Orders	666	3,522.00	AAJT-1
Advanced/Special Orders	18	265.40	AAJT-1
Jumper Breaks			
All Services	336	772.30	AAJT-1
Other Jumper Activities			
Jumper Admin		55.10	AAJT-1
AAIS Jumper List		779.50	AAJT-1
Programming		116.30	AAJT-1
Resolve Service Order		1,364.50	AAJT-1

Note 1: Obtained through a time and motion study.

GTE - Florida
Wholesale Non-recurring Cost Study
Field Work
Probability of Running/Breaking a Jumper - Central Office Installation

Description	Source	Probability of Occurrence	Central Office Lines	Destination
A = Source				
Unbundled Network Elements (UNEs)				
Exchange Products				
Unbundled Loop				
Basic				
New	Note 1	100.00%	n/a	AINS- 5.8
Disconnect	Note 1	100.00%	n/a	AINS- 5.8
Change CO Interconnection	Note 2	100.00%	n/a	AINS- 5.8
Complex Non-digital				
New	Note 1	100.00%	n/a	AINS- 5.8
Disconnect	Note 1	100.00%	n/a	AINS- 5.8
Change CO Interconnection	Note 2	100.00%	n/a	AINS- 5.8
Complex Digital				
New	Note 1	100.00%	n/a	AINS- 5.8
Disconnect	Note 1	100.00%	n/a	AINS- 5.8
Change CO Interconnection	Note 2	100.00%	n/a	AINS- 5.8

GTE - Florida
Wholesale Non-recurring Cost Study
Field Work
Probability of Running/Breaking a Jumper - Central Office Installation

Description	Source	Probability of Occurrence	Central Office Lines	Destination
A = Source				
Unbundled Network Elements (UNEs)				
Exchange Products				
Unbundled Port				
Basic				
New	Note 1	100.00%	n/a	AINS- 5..8
Disconnect	Note 1	100.00%	n/a	AINS- 5..8
Change Port Feature	Note 1	n/a	n/a	AINS- 5..8
Change Switch Feature Group	Note 1	n/a	n/a	AINS- 5..8
Change CO Interconnection	Note 2	100.00%	n/a	AINS- 5..8
Complex Non-digital				
New	Note 1	100.00%	n/a	AINS- 5..8
Disconnect	Note 1	100.00%	n/a	AINS- 5..8
Change Port Feature	Note 1	n/a	n/a	AINS- 5..8
Change Switch Feature Group	Note 1	n/a	n/a	AINS- 5..8
Change CO Interconnection	Note 2	100.00%	n/a	AINS- 5..8
Complex Digital				
New	Note 1	100.00%	n/a	AINS- 5..8
Disconnect	Note 1	100.00%	n/a	AINS- 5..8
Change Port Feature	Note 1	n/a	n/a	AINS- 5..8
Change Switch Feature Group	Note 1	n/a	n/a	AINS- 5..8
Change CO Interconnection	Note 2	100.00%	n/a	AINS- 5..8

GTE - Florida
 Wholesale Non-recurring Cost Study
 Field Work
 Probability of Running/Breaking a Jumper - Central Office Installation

Description	Source	Probability of Occurrence	Central Office Lines	Destination
A = Source				
Unbundled Network Elements (UNEs)				
Advanced/Special Products				
Unbundled Loop				
Basic				
New	Note 1	100.00%	n/a	AINS- 5.8
Disconnect	Note 1	100.00%	n/a	AINS- 5.8
Complex				
New	Note 1	100.00%	n/a	AINS- 5.8
Disconnect	Note 1	100.00%	n/a	AINS- 5.8
Sub-loop Distribution				

GTE - Florida
Wholesale Non-recurring Cost Study
Field Work
Probability of Running/Breaking a Jumper - Central Office Installation

Description	Source	Probability of Occurrence	Central Office Lines	Destination	
		A = Source			
UNE - Platforms (UNE-Ps)					
Exchange Products					
Basic					
11	New	Note 2	65,676		
12	Activated EDT	Note 2	32,033		
13	Activated ALIJ	Note 2	<u>0</u>		
14	Total EDT/ALIJ Activated	Sum Lns (12..13)	32,033		
15	Percent EDT/ALIJ Activated	Ln 14 / Ln 11	48.77%	n/a	
16	Probability of Running a Jumper	100% - Ln 15	51.23%	n/a	AINS- 5.8
17	Disconnect	Note 1	0.00%	n/a	AINS- 5.8
Complex Non-digital and Digital					
18	New	Note 1	100.00%	n/a	AINS- 5.8
19	Disconnect	Note 1	100.00%	n/a	AINS- 5.8

GTE - Florida
 Wholesale Non-recurring Cost Study
 Field Work
 Probability of Running/Breaking a Jumper - Central Office Installation

Description		Source	Probability of Occurrence	Central Office Lines	Destination
A = Source					
UNE - Platforms (UNE-Ps) Advanced/Special Products Complex					
20	New	Note 1	100.00%	n/a	AINS- 5.8
21	Disconnect	Note 1	100.00%	n/a	AINS- 5..8

Note 1: Probability of Running/Breaking jumpers provided by Headquarters Staff Support..

Note 2: This data is taken from the Central Office Activity report.

GTE - Florida
Wholesale Non-recurring Cost Study
Field Work
Probability of Dispatch - Field Installation

Description	Source	Dispatched	Total Orders	Percent	Destination
		Orders		Dispatched	
		A = Source	B = Source	C = A / B	
Exchange Products					
Basic					
1 New	Note 1	32,913	120,830	27.24%	
2 Disconnect	Note 1	330	110,339	0.30%	
Complex Non-Digital					
3 New	Note 1	524	902	58.09%	
4 Disconnect	Note 1	3	608	0.49%	
Complex Digital					
5 New	Note 1	273	543	50.28%	
6 Disconnect	Note 1	1	283	0.35%	
Total					
7 New	Ln 1+ Ln 3+ Ln 5	33,710	122,275	27.57%	ABSL - 7
8 Disconnect	Ln 2+ Ln 4+ Ln 6	334	111,230	0.30%	ABSL - 7

Note 1: Data developed using NOCV Touches Report.
 Note 2: Probability of Dispatch provided by Headquarters Staff Support.

GTE - Florida

Wholesale Non-recurring Cost Study

Field Work

Coordinated Conversion and Hot Cut Coordinated Conversion Minutes per Activity

Description	Source	Probability of Occurrence	Minutes per Activity Field Work	Minutes per Activity Central Office	Destination
		A = Source	B = Source	C = Source	
Exchange and Advanced/Special Products Network Interface Device (NID) New	ASBL - 2	100.00%	2.86	n/a	AINS- 1.4
Coordinated Conversion Exchange Products Process 1 Standard Interval	Note 1	n/a	n/a	n/a	AINS- 1.4
Process 2 Standard Interval	Note 1	100.00%	n/a	10.00	AINS- 1.4
Additional Interval	Note 1	100.00%	n/a	15.00	AINS- 1.4
Process 3 Standard Interval - CZT/BZT	Note 1	100.00%	15.00	n/a	AINS- 1.4
- C.O. Technician	Note 1	100.00%	n/a	5.00	AINS- 1.4
Additional Interval	Note 1	100.00%	15.00	n/a	AINS- 1.4

GTE - Florida

Wholesale Non-recurring Cost Study

Field Work

Coordinated Conversion and Hot Cut Coordinated Conversion Minutes per Activity

Description	Source	Probability of Occurrence	Minutes per Activity Field Work	Minutes per Activity Central Office	Minutes per Activity Destination
		A = Source	B = Source	C = Source	
Coordinated Conversion					
Advanced/Special Products					
Process 1					
Standard Interval	Note 1	n/a	n/a	n/a	AINS- 1..4
Process 2					
Standard Interval	Note 1	100.00%	n/a	10.00	AINS- 1.4
Additional Interval	Note 1	100.00%	n/a	15.00	AINS- 1.4
Process 3					
Standard Interval					
- CZT/BZT	Note 1	100.00%	15.00	n/a	AINS- 1.4
- C.O. Technician	Note 1	100.00%	n/a	5.00	AINS- 1.4
Additional Interval	Note 1	100.00%	15.00	n/a	AINS- 1.4

GTE - Florida

Wholesale Non-recurring Cost Study

Field Work

Coordinated Conversion and Hot Cut Coordinated Conversion Minutes per Activity

Description	Source	Probability of Occurrence	Minutes per Activity Field Work	Minutes per Activity Central Office	Destination
		A = Source	B = Source	C = Source	
Hot Cut Coordinated Conversion					
Exchange Products					
Process 1					
Standard Interval	Note 1	n/a	n/a	n/a	AINS- 1.4
Process 2					
Standard Interval	Note 1	100.00%	n/a	40.00	AINS- 1.4
Additional Interval	Note 1	100.00%	n/a	15.00	AINS- 1.4
Process 3					
Standard Interval					
- CZT/BZT	Note 1	100.00%	60.00	n/a	AINS- 1.4
- C.O. Technician	Note 1	100.00%	n/a	20.00	AINS- 1.4
Additional Interval	Note 1	100.00%	15.00	n/a	AINS- 1.4

GTE - Florida

Wholesale Non-recurring Cost Study

Field Work

Coordinated Conversion and Hot Cut Coordinated Conversion Minutes per Activity

Description	Source	Probability of Occurrence	Minutes per Activity Field Work	Minutes per Activity Central Office	Destination
		A = Source	B = Source	C = Source	
Hot Cut Coordinated Conversion					
Advanced/Special Products					
Process 1					
Standard Interval	Note 1	n/a	n/a	n/a	AINS- 1.4
Process 2					
Standard Interval	Note 1	100.00%	n/a	40.00	AINS- 1.4
Additional Interval	Note 1	100.00%	n/a	15.00	AINS- 1.4
Process 3					
Standard Interval					
- CZT/BZT	Note 1	100.00%	60.00	n/a	AINS- 1.4
- C.O. Technician	Note 1	100.00%	n/a	20.00	AINS- 1.4
Additional Interval	Note 1	100.00%	15.00	n/a	AINS- 1.4

Note 1: Provided by Headquarters Staff Support.

GTE - Florida
 Wholesale Non-recurring Cost Study
 Field Work
 Order Summary - Field Installation

Description	Source	Total	Total	Minutes	Total Dollars	Weighted	Destination
		Lines	Minutes	per Line		LLR per Minute	
		A = Source	B = Source	C=B/A	D = Source	E=D/B	
Unbundled Network Elements (UNEs)							
Exchange Products							
Unbundled Loop							
Basic							
New							
Initial	Note 1	7,534	1,094,348.00	145.25	\$530,555.24	\$0.48	ASBL - 5.6
Additional	Note 1	31	4,228.91	136.42	\$2,050.23	\$0.48	ASBL - 5.6
Disconnect							
Initial	Note 1	1,892	282,112.80	149.11	\$137,478.89	\$0.49	ASBL - 5.6
Additional	Note 1	1,892	282,112.80	149.11	\$137,478.89	\$0.49	ASBL - 5.6
Complex Non-Digital							
New							
Initial	Note 1	917	309,155.40	337.14	\$159,996.94	\$0.52	ASBL - 5.6
Additional	Note 1	9	237.56	26.40	\$122.94	\$0.52	ASBL - 5.6
Disconnect							
Initial	Note 1	233	69,232.80	297.14	\$35,276.50	\$0.51	ASBL - 5.6
Additional	Note 1	233	69,232.80	297.14	\$35,276.50	\$0.51	ASBL - 5.6

Wholesale - June 2000
A18-FL28

GTE - Florida
Wholesale Non-recurring Cost Study
Field Work
Order Summary - Field Installation

Description	Source	Total	Total	Minutes	Total Dollars	Weighted	Destination
		Lines	Minutes	per Line		LLR per Minute	
		A = Source	B = Source	C=B/A	D = Source	E=D/B	
Unbundled Network Elements (UNEs)							
Exchange Products							
Unbundled Loop							
Complex Digital							
New							
Initial	Note 1	917	309,155.40	337.14	\$159,996.94	\$0.52	ASBL - 5..6
Additional	Note 1	9	237.56	26.40	\$122.94	\$0.52	ASBL - 5..6
Disconnect							
Initial	Note 1	233	69,232.80	297.14	\$35,276.50	\$0.51	ASBL - 5..6
Additional	Note 1	233	69,232.80	297.14	\$35,276.50	\$0.51	ASBL - 5..6

GTE - Florida

Wholesale Non-recurring Cost Study

Field Work

Sub-Loop Unbundling Activity Summary - Field Installation

Description	Average Distance (Miles)	Drive Time (Minutes)	Set-Up Time (Minutes)	Verifying Time (Minutes)	Removing Jumpers (Minutes)	Running Jumpers (Minutes)	Dialing into Awas (Minutes)	Complete Time (Minutes)	Total Work Time	Total Time	Destination
	A=Note 1	B=Note 1	C=Note 1	D=Note 1	E=Note 1	F=Note 1	G=Note 1	H=Note 1	I=Sum(C..	J=B+I	
Unbundled Network Elements (UNEs)											
Exchange Products											
Sub-Loop Unbundling											
Digital Line Concentrator (DLC)											
California											
Florida	7.10	22.20	1.42	0.30	0.30	1.62	6.02	1.25	10.91	33.11	
Illinois	5.92	9.18	1.28	0.71	0.33	1.25	5.62	1.93	11.12	20.30	
North Carolina	1.60	3.11									
Texas	4.70	6.41	1.06	0.42	0.40	2.25	5.41	8.08	17.62	24.03	
Washington	5.77	12.14	2.68	0.47	0.70	1.72	3.76	1.38	10.71	22.85	
Remote Switching Unit (RSU)											
California	7.20	11.50	3.25	0.53	0.45	3.20	11.33	5.52	24.28	35.78	
Florida	3.50	9.53	2.04	0.27			4.21	0.59	7.11	16.64	
Illinois											
North Carolina	1.00	4.71	2.13	1.15	1.35	4.75	11.77	1.27	22.42	27.13	
Texas	2.60	6.64	2.74	0.44	0.68	2.28	5.39	1.75	13.28	19.92	
Washington	2.53	7.34	2.40	0.99	2.32	4.70	5.95	1.89	18.25	25.59	
Cross Connect Box (Xbox)											
California	2.69	6.57	1.80	0.48	0.32	2.27	7.75	2.57	15.19	21.76	
Florida	2.43	8.15	1.08	0.33	0.42	1.77	4.95	1.13	9.68	17.83	
Illinois	2.84	7.21	1.07	0.47	0.37	1.24	6.34	1.60	11.09	18.30	
North Carolina	3.71	9.17	1.62	0.60	0.95	3.34	11.76	2.43	20.70	29.87	
Texas	2.47	6.65	1.35	0.52	0.69	1.73	4.94	1.64	10.87	17.52	
Washington	2.40	6.73	1.82	0.45	0.93	2.89	5.93	1.46	13.48	20.21	
Average (DLC, RSU, Xbox)	3.65	8.58	1.85	0.54	0.73	2.50	6.74	2.30	14.66	23.24	AINS- 5..8

ASBL-1
 Wholesale - June 2000

GTE - Florida
Wholesale Non-recurring Cost Study
Field Work
Sub-Loop Unbundling Activity Summary - Field Installation

Description	Average Distance (Miles)	Drive Time (Minutes)	Set-Up Time (Minutes)	Verifying Time (Minutes)	Removing Jumpers (Minutes)	Running Jumpers (Minutes)	Dialing into Awas (Minutes)	Complete Time (Minutes)	Total Work Time	Total Time	Destination
	A=Note 1	B=Note 1	C=Note 1	D=Note 1	E=Note 1	F=Note 1	G=Note 1	H=Note 1	I=Sum(C..	J=B+I	
Unbundled Network Elements (UNEs)											
Exchange Products											
Sub-Loop Unbundling											
Customer Terminal											
California	0.65	2.41	3.21	1.14	0.32	1.58	7.23	4.30	17.78	20.19	
Florida	0.70	3.12	1.01	0.26	0.16	0.28	4.63	1.23	7.57	10.69	
Illinois	0.58	2.38	2.01	0.47	0.23	0.40	5.69	2.19	10.99	13.37	
North Carolina	0.92	3.07	2.48	0.52	0.24	1.37	8.69	2.87	16.17	19.24	
Texas	0.62	2.77	2.42	0.49	0.47	0.96	5.19	2.09	11.62	14.39	
Washington	0.88	3.42	2.34	0.64	0.85	2.35	4.62	2.21	13.01	16.43	
Average Customer Terminal	0.73	2.86	2.25	0.59	0.38	1.16	6.01	2.48	12.86	15.72	AINS-5.8

Note 1: These figures are the results of Jumper and Drive Time Studies conducted in California, Florida, Illinois, North Carolina, Texas, and Washington.

GTE - Florida
Wholesale Non-recurring Cost Study
Field Work
Sub-Loop Unbundling Activity Summary II - Field Installation

Description	Average	Drive	Set-Up	Verifying	Removing	Running	Complete	Total	Work		
	Distance (Miles)	Time (Minutes)	Time (Minutes)	Time (Minutes)	Jumpers (Minutes)	Jumpers (Minutes)	Time (Minutes)	Work Time - AWAS	Time per Additional Line	Total Time	Destination
	A=Note 1	B=Note 1	C=Note 1	D=Note 1	E=Note 1	F=Note 1	H=Note 1	H)	J=D+E+F	K=B+I	
Unbundled Network Elements (UNEs)											
Exchange Products											
Sub-Loop Unbundling											
Additional Line											
Digital Line Concentrator (DLC)											
California											
Florida	7.10	22.20	1.42	0.30	0.30	1.62	1.25	4.89	2.22	27.09	
Illinois	5.92	9.18	1.28	0.71	0.33	1.25	1.93	5.50	2.29	14.68	
North Carolina	1.60	3.11									
Texas	4.70	6.41	1.06	0.42	0.40	2.25	8.08	12.21	3.07	18.62	
Washington	5.77	12.14	2.68	0.47	0.70	1.72	1.38	6.95	2.89	19.09	
Remote Switching Unit (RSU)											
California	7.20	11.50	3.25	0.53	0.45	3.20	5.52	12.95	4.18	24.45	
Florida	3.50	9.53	2.04	0.27			0.59	2.90	0.27	12.43	
Illinois											
North Carolina	1.00	4.71	2.13	1.15	1.35	4.75	1.27	10.65	7.25	15.36	
Texas	2.60	6.64	2.74	0.44	0.68	2.28	1.75	7.89	3.40	14.53	
Washington	2.53	7.34	2.40	0.99	2.32	4.70	1.89	12.30	8.01	19.64	
Cross Connect Box (Xbox)											
California	2.69	6.57	1.80	0.48	0.32	2.27	2.57	7.44	3.07	14.01	
Florida	2.43	8.15	1.08	0.33	0.42	1.77	1.13	4.73	2.52	12.88	
Illinois	2.84	7.21	1.07	0.47	0.37	1.24	1.60	4.75	2.08	11.96	
North Carolina	3.71	9.17	1.62	0.60	0.95	3.34	2.43	8.94	4.89	18.11	
Texas	2.47	6.65	1.35	0.52	0.69	1.73	1.64	5.93	2.94	12.58	
Washington	2.40	6.73	1.82	0.45	0.93	2.89	1.46	7.55	4.27	14.28	
Average (DLC, RSU, Xbox)	3.65	8.58	1.85	0.54	0.73	2.50	2.30	7.92	3.77	16.50	AINS- 5.8

Wholesale - June 2000
A18-FL32

GTE - Florida
Wholesale Non-recurring Cost Study
Field Work
Sub-Loop Unbundling Activity Summary II - Field Installation

Description	Average	Drive	Set-Up	Verifying	Removing	Running	Complete	Total	Work		
	Distance (Miles)	Time (Minutes)	Time (Minutes)	Time (Minutes)	Jumpers (Minutes)	Jumpers (Minutes)	Time (Minutes)	Work Time - AWAS	Time per Additional Line	Total Time	Destination
	A=Note 1	B=Note 1	C=Note 1	D=Note 1	E=Note 1	F=Note 1	H=Note 1	H)	J=D+E+F	K=B+I	
Unbundled Network Elements (UNEs)											
Exchange Products											
Sub-Loop Unbundling											
Additional Line											
Customer Terminal											
California	0.65	2.41	3.21	1.14	0.32	1.58	4.30	10.55	3.04	12.96	
Florida	0.70	3.12	1.01	0.26	0.16	0.28	1.23	2.94	0.70	6.06	
Illinois	0.58	2.38	2.01	0.47	0.23	0.40	2.19	5.30	1.10	7.68	
North Carolina	0.92	3.07	2.48	0.52	0.24	1.37	2.87	7.48	2.13	10.55	
Texas	0.62	2.77	2.42	0.49	0.47	0.96	2.09	6.43	1.92	9.20	
Washington	0.88	3.42	2.34	0.64	0.85	2.35	2.21	8.39	3.84	11.81	
Average Customer Terminal	0.73	2.86	2.25	0.59	0.38	1.16	2.48	6.85	2.12	9.71	AINS- 5..8

Note 1: These figures are the results of Jumper and Drive Time Studies conducted in California, Florida, Illinois, North Carolina, Texas, and Washington.

GTE - Florida
 Wholesale Non-recurring Cost Study
 Field Work
 Sub-Loop Unbundling Order Summary - Field Installation

Description	Source	Total Lines	Total Minutes	Minutes per Line	Total Dollars	Weighted LLR per Minute	Destination
A=AOSM-1,2 B=AOSM-1,2 C=B/A D=AOSM-1,2 E=D/B							
Unbundled Network Elements (UNEs)							
Exchange Products							
Unbundled Loop							
Basic							
New							
Initial	Note 1	7,534	1,094,348	145.25	\$530,555.24	\$0.48	
Additional	Note 1	31	4,229	136.42	\$2,050.23	\$0.48	
Disconnect							
Initial	Note 1	1,892	282,113	149.11	\$137,478.89	\$0.49	
Additional	Note 1	1,892	282,113	149.11	\$137,478.89	\$0.49	
Complex Non-Digital							
New							
Initial	Note 1	917	309,155	337.14	\$159,996.94	\$0.52	
Additional	Note 1	9	238	26.40	\$122.94	\$0.52	
Disconnect							
Initial	Note 1	233	69,233	297.14	\$35,276.50	\$0.51	
Additional	Note 1	233	69,233	297.14	\$35,276.50	\$0.51	

A18-FL34
 Wholesale - June 2000

GTE - Florida
 Wholesale Non-recurring Cost Study
 Field Work
 Sub-Loop Unbundling Order Summary - Field Installation

Description	Source	Total Lines	Total Minutes	Minutes per Line	Total Dollars	Weighted LLR per Minute	Destination
		A=AOSM-1,2	B=AOSM-1,2	C=B/A	D=AOSM-1,2	E=D/B	
Unbundled Network Elements (UNEs)							
Exchange Products							
Unbundled Loop							
Complex Digital							
New							
Initial	Note 1	917	309,155	337.14	\$159,996.94	\$0.52	
Additional	Note 1	9	238	26.40	\$122.94	\$0.52	
Disconnect							
Initial	Note 1	233	69,233	297.14	\$35,276.50	\$0.51	
Additional	Note 1	233	69,233	297.14	\$35,276.50	\$0.51	
Totals							
New							
Initial		9,368	1,712,659	182.82	\$850,549.12	\$0.50	AINS- 5.8
Additional		49	4,704	96.00	\$2,296.11	\$0.49	AINS- 5.8
Disconnect							
Initial		2,358	420,578	178.36	\$208,031.89	\$0.49	AINS- 5.8
Additional		2,358	420,578	178.36	\$208,031.89	\$0.49	AINS- 5.8

Note 1: Results from NOCV and STAR data

A18-FL35
 Wholesale - June 2000

GTE - Florida
 Wholesale Non-recurring Cost Study
 Field Work
 Probability of Dispatch - Sub-Loop

Description	Source	Dispatched	Total Orders	Percent	Destination
		Orders		Dispatched	
		A = Source	B = Source	C = A / B	
Percentage Field Dispatch I					
New	Note 1	33,710	122,275	27.57%	AINS- 5.8
Disconnect	Note 1	334	111,230	0.30%	AINS- 5.8
Percentage Field Dispatch II					
New	Note 2	n/a	n/a	100.00%	AINS- 5.8
Disconnect	Note 2	n/a	n/a	100.00%	AINS- 5.8

Note 1: Percentage Dispatched equals Unbundled Loop Basic and Complex
 Note 2: Percentage Dispatched provided by Headquarters SME

GTE - Florida
 Wholesale Non-recurring Cost Study
 Field Work
 Dark Fiber

Description	Field			Central Office			Destination
	Minutes per Line/Ckt	Probability of Occurrence	Loaded Labor Rate	Minutes per Line/Ckt	Probability of Occurrence	Loaded Labor Rate	
	A=AJDT-2	B = Note 1	C=ALLR-1	D=AJDT-2	E= Note 1	F=ALLR-1	
Unbundled Network Elements (UNEs)							
Advanced/Special Products							
Dark Fiber							
Initial Line							
Preordering	n/a	n/a	n/a	n/a	n/a	n/a	AINS- 9..10
UNE Interoffice Dedicated Transport							
Host Central Office	n/a	n/a	n/a	21.25	100.00%	\$0.69	AINS- 9..10
Remote Central Office	n/a	n/a	n/a	27.14	100.00%	\$0.69	AINS- 9..10
Unbundled Loop							
Central Office	n/a	n/a	n/a	21.25	100.00%	\$0.69	AINS- 9..10
Customer Location	27.14	100.00%	\$0.61	n/a	n/a	n/a	AINS- 9..10
Sub-loop Feeder							
Central Office	n/a	n/a	n/a	21.25	100.00%	\$0.69	AINS- 9..10
Cross Box	27.14	100.00%	\$0.61	n/a	n/a	n/a	AINS- 9..10
Sub-loop Distribution							
Cross Box	27.14	100.00%	\$0.61	n/a	n/a	n/a	AINS- 9..10
Customer Location	27.14	100.00%	\$0.61	n/a	n/a	n/a	AINS- 9..10

GTE - Florida
Wholesale Non-recurring Cost Study
Field Work
Dark Fiber

Description	Field			Central Office			Destination
	Minutes per Line/Ckt	Probability of Occurrence	Loaded Labor Rate	Minutes per Line/Ckt	Probability of Occurrence	Loaded Labor Rate	
	A=AJDT-2	B = Note 1	C=ALLR-1	D=AJDT-2	E= Note 1	F=ALLR-1	
Unbundled Network Elements (UNEs)							
Advanced/Special Products							
Dark Fiber							
Additional Line							
Preordering	n/a	n/a	n/a	n/a	n/a	n/a	AINS- 9..10
UNE Interoffice Dedicated Transport							
Host Central Office	n/a	n/a	n/a	21.25	100.00%	\$0.69	AINS- 9..10
Remote Central Office	n/a	n/a	n/a	21.25	100.00%	\$0.69	AINS- 9..10
Unbundled Loop							
Central Office	n/a	n/a	n/a	21.25	100.00%	\$0.69	AINS- 9..10
Customer Location	21.25	100.00%	\$0.61	n/a	n/a	n/a	AINS- 9..10
Sub-loop Feeder							
Central Office	n/a	n/a	n/a	21.25	100.00%	\$0.69	AINS- 9..10
Cross Box	21.25	100.00%	\$0.61	n/a	n/a	n/a	AINS- 9..10
Sub-loop Distribution							
Cross Box	21.25	100.00%	\$0.61	n/a	n/a	n/a	AINS- 9..10
Customer Location	21.25	100.00%	\$0.61	n/a	n/a	n/a	AINS- 9..10

Note 1: Provided by Headquarters Staff Support.

**This tab has intentionally
been left blank.**

GTE - Florida
Wholesale Non-recurring Cost Study
Loaded Labor Rates
Ordering

State	Work Center	Job Title	LLR per hour	LLR per minute
IN	NOMC	Representative 1 - NOMC	\$ 20.05	\$ 0.33
IN	NOMC	Representative 2- NOMC	\$ 21.09	\$ 0.35
NC	NOMC	Representative - NOMC	\$ 22.55	\$ 0.38
NC	NACC	Service Consultant	\$ 28.83	\$ 0.48
NC	NACC	Coordinator	\$ 36.78	\$ 0.61
NC	NACC	Senior Administrator	\$ 45.23	\$ 0.75
TX	NASSC	General Clerk	\$ 19.27	\$ 0.32

GTE - Florida
Wholesale Non-recurring Cost Study
Loaded Labor Rates
Provisioning

State	Work Center	Job Title	Job Duties	LLR per hour	LLR per minute
FL	FAC	FAC Clerk	Select Assignment	\$ 20.62	\$ 0.34
FL	FAC	Customer Contact Associate	Pending Order Inquiry (POI)	\$ 25.25	\$ 0.42
FL	FAC	Assignor-Disp/ Assignment Clerk	SPAG Assignment	\$ 27.33	\$ 0.46
FL	FAC	Assignor-Disp/ Assignment Clerk	Open Market Transition (OMT)	\$ 27.33	\$ 0.46
FL	DBM	Level 4 - Analyst	Switch update	\$ 35.95	\$ 0.60
FL	DBM	Level 5 - Administrator	Switch Update	\$ 39.67	\$ 0.66
FL	DBM	Level 6 - Sr. Administrators	Switch Update	\$ 44.22	\$ 0.74
FL	ADMIN	Facility Clerk (FAC Clerk)	Compl/Jeopardy/Expedites (Non-Message)	\$ 20.62	\$ 0.34
FL	ADMIN	Facility Clerk (FAC Clerk)	Compl/Jeopardy/Expedites (Message)	\$ 20.62	\$ 0.34
FL	DESIGN	Facility Clerk (FAC Clerk)	Administrative DS-0 Design Assistance	\$ 20.62	\$ 0.34
FL	DESIGN	Level 4 - Coordinators	DS-0 Design Coordinators	\$ 35.95	\$ 0.60
FL	DESIGN	Level 4 - Coordinators	Message Design Coordinators	\$ 35.95	\$ 0.60
FL	DESIGN	Level 5 - Administrators	HiCap Design Administrators	\$ 39.67	\$ 0.66
FL	DESIGN	Clerk (Facility Clerk)	Administrative Assistance	\$ 20.62	\$ 0.34
CA	EPG	Assignment Clerk	Assignment Clerk	\$ 27.61	\$ 0.46
CA	EPG	Level 5 - Administrators	Administrative - Build/Turn up	\$ 35.78	\$ 0.60
CA	EPG	Level 6 - Sr. Administrators	Administrative Assistance	\$ 39.87	\$ 0.66
FL	SOE	Facility Clerk (FAC Clerk)	Service Order Entry (Non- Message)	\$ 20.62	\$ 0.34
FL	SOE	Facility Clerk (FAC Clerk)	Service Order Entry (Message)	\$ 20.62	\$ 0.34
IN	TESTING	Facility Tester	Testing	\$ 27.14	\$ 0.45
FL	OSP	Facilities Tech	LLAM	\$ 29.03	\$ 0.48
FL	OSP	Special Service Technician	LLAM - testing	\$ 36.13	\$ 0.60
FL	VIVID	Service Coordinator	VIVID Advocate	\$ 20.62	\$ 0.34

GTE - Florida
Wholesale Non-recurring Cost Study
Field Work
Loaded Labor Rates

State	Work Center	Job Title	Job Duties	LLR per hour	LLR per minute
FL		011 - EQUIPMENT ENG / L & B		\$ 67.64	\$ 1.13
FL		021 - OUTSIDE PLANT ENG		\$ 60.63	\$ 1.01
FL		031 - SALES ENGR		\$ 42.32	\$ 0.71
FL		101 - EQUIP INSTALL		\$ 37.62	\$ 0.63
FL		111 - CONSTR PLACER		\$ 41.74	\$ 0.70
FL		121 - CONSTR SPLICER	Build-Out Group	\$ 39.57	\$ 0.66
FL	CZT	201 - I&R/MAINT SPLICER	Field installation	\$ 36.38	\$ 0.61
FL	Central Office	211 - SWITCHING SVC	Central Office Jumpers	\$ 41.66	\$ 0.69
FL	BZT	221 - PBX INSTAL & MAINT	Field installation	\$ 36.00	\$ 0.60
FL		231 - COIN COLL/MAINT		\$ 34.04	\$ 0.57
FL		241 - FACILITIES TECH		\$ 30.13	\$ 0.50
FL		261 - DATA/OS TECH	Field installation	\$ 46.62	\$ 0.78
FL		301 - UTILITY WORKER		\$ 25.79	\$ 0.43
FL		341 - LOCAL REQUIREMENT		\$ 31.11	\$ 0.52

GTE - Florida
Unbundled Network Element (UNE) Non-Recurring Cost Study

Custom Routing of Operator and Directory Assistance Service

GTE offers Custom Routing of Operator and Directory Assistance Service on a bona fide request basis.