

000000-P.V

COMPANY:  
TITLE:

TUSA  
LIST OF CONFIDENTIAL  
WORKPAPERS  
JULY 1, 1998; OCTOBER 1, 1998  
MAY 17, 2000  
RKY

PERIOD:  
DATE:  
AUDITOR:

WP NO.	DESCRIPTION	NO. OF PAGES
1	Report	7
44-4	Company Response to Req 1 & 2	4
45	Test of Invoices	1
45-1	Company Response to Req 1 & 2	4
45-2	Print Screens	8
46	Summary of % Reduction	3
46-1	Reduction Information	5
46-1/1	Reduction Information	1
46-1/2	% Reduction informaiton	1
46-2	Company Response to Req 1 & 2	4
46-3	Flow Through WorkSheet 7/98	2
46-4	Flow Through WorkSheet 10/98	2
46-5	IntraLata Revenue	1
46-5/1-1	Calculation of IntraLata Revenue 7/98	4
46-5/1-2	Calculation of IntraLata Revenue 7/98	3
46-5/2	Calculation of IntraLata Revenue 10/98	4
46-5/2-1	Calculation of IntraLata Revenue 10/98	2

- APP \_\_\_\_\_
- CAF \_\_\_\_\_
- CMP \_\_\_\_\_
- COM \_\_\_\_\_
- CTR \_\_\_\_\_
- ECR \_\_\_\_\_
- LEG \_\_\_\_\_
- OPC \_\_\_\_\_
- PAI \_\_\_\_\_
- RGO \_\_\_\_\_
- SEC   1
- SER \_\_\_\_\_
- OTH \_\_\_\_\_



DOCUMENT NUMBER-DATE

08992 JUL 25 8

FPSC-RECORDS/REPORTING



**CONFIDENTIAL**

**FLORIDA PUBLIC SERVICE COMMISSION**

*DIVISION OF REGULATORY OVERSIGHT  
BUREAU OF AUDITING SERVICES*

*Miami District Office*

TELECOM\*USA  
FLOW THROUGH OF SWITCHED ACCESS RATE REDUCTIONS  
JULY 1, 1998  
OCTOBER 1, 1998

UNDOCKETED  
AUDIT CONTROL NO. 00-077-4-1

  
\_\_\_\_\_  
*Ruth K. Young, Audit Manager*

  
\_\_\_\_\_  
*Kathy L. Welch, Miami District  
Audit Supervisor*

000001


**CONFIDENTIAL**

**TABLE OF CONTENTS**

<b>I. AUDITOR'S REPORT</b>	<b>PAGE</b>
Purpose	1
Scope Limitation	1
Disclaim Public Use	1
Summary of Significant Procedures	2
 <b>II. DISCLOSURES</b>	
1. Test of Invoices	3
2. Total Intrastate Switched Access Reduction Compared with IntraLATA Toll Reduction	4

**000002**

**CONFIDENTIAL**



**DIVISION OF REGULATORY OVERSIGHT  
AUDITOR'S REPORT**

**July 5, 2000**

**TO: FLORIDA PUBLIC SERVICE COMMISSION AND OTHER INTERESTED PARTIES**

We have applied the procedures described later in this report to audit the tariff changes of Telecom\*USA effective July 1, 1998 and October 1, 1998. We have applied procedures to determine if the reductions on the tariff were passed through to the customers, and to determine if the company's reduced per minute IntraLATA toll rates did not exceed the per minute intrastate switched access rate reductions.

This is an internal accounting report prepared after performing a limited scope audit. Accordingly, this report should not be relied upon for any purpose except to assist the Commission staff in the performance of their duties. Substantial additional work would have to be performed to satisfy generally accepted auditing standards and produce audited financial statements for public use.

## **SUMMARY OF SIGNIFICANT PROCEDURES**

Our audit was performed by examining on a test basis, certain transactions and account balances which we believe are sufficient to base our opinion. Our examination did not entail a complete review of all financial transactions of the company. Our more important audit procedures are summarized below. The following definitions apply when used in this report:

**Scanned** - The documents or accounts were read quickly looking for obvious errors.

**Compiled** - The exhibit amount were reconciled with the general ledger, and accounts were scanned for error or inconsistency.

**Reviewed** - The exhibit amount were reconciled with the general ledger. The general ledger account balances were traced to subsidiary ledgers, and selective analytical review procedures were applied.

**Examined** - The exhibit amounts were reconciled with the general ledger. The general ledger account balances were traced to subsidiary ledgers. Selective analytical review procedures were applied, and account balances were tested to the extent further described.

**Confirmed** - Evidential matter supporting an account balance, transaction, or other information was obtained directly from an independent third party.

**Verify** - The item was tested for accuracy, and substantiation documentation was examined.

---

**General:** Company data necessary to fulfill the purpose of this audit was not available. Our audit was restricted to company written representations to our document requests. Audit disclosures 1 and 2 detail the restrictions and representations.

# CONFIDENTIAL

## AUDIT DISCLOSURE 1

### SUBJECT: TEST OF INVOICES

**STATEMENT OF FACTS:** The company reported that it reduced two rate elements in July 1998 and the same in October 1998. These are First Choice and SuperWatts Plus. In order to determine if the company was following its reduced tariffs, billing information was requested for the months before and after the tariff reductions. The company stated that billing information for these two rate elements for that time period was no longer available.

However, the company was able to provide the print screens from the company billing system for First Choice. The print screens show the effective date and the rate which agree with the tariffs effective 7/1/98 and 10/1/98.

Although we did not have customer invoices to determine the effective date of the reduction to the customer, the company stated that for the 7/1/98 reduction, rates went into effect on July 28. For the 10/1/98 reduction, rates went into effect on 11/23/98.

For the difference in the effective dates and the dates billed to the customer, the company informed us that the "... credit for both tariff filings equaled only [REDACTED] and impacted [REDACTED] customers. This would result in roughly an [REDACTED] credit per customer. Due to the minimal amount of impact to the customer, the credit recovery process was not run for this particular impact".

**OPINION:** It could not be determined whether the customer was billed the reduced tariff rates effective July 1 and October 1, 1998 because of the lack of data. The credit due the customers as calculated by the company was not refunded.

3 CONFIDENTIAL

000005

CONFIDENTIAL



**AUDIT DISCLOSURE 2**

**SUBJECT: INTRASTATE SWITCHED ACCESS REDUCTION COMPARED WITH INTRALATA TOLL REDUCTION**

**STATEMENT OF FACTS:** Order No. PSC-98-0795-FOF-TP required that Telecom\*USA reduce intrastate rates. The order also stated that an Interexchange Carrier shall not reduce per minute intraLATA toll rates by a percentage greater than the required per minute switched access rate reduction.

The company was asked to provide us with the following so that we could compare the per minutes intrastate switched access reduction with the per minute intraLATA toll reduction.

1. Data necessary to determine the annual switched access savings (access charge rate change times a study period intrastate minutes of use annualized).
2. Total intraLATA dollar reduction (estimated annual minutes of use times the tariff reduction).
3. Total intraLATA revenue (rate elements reduced times the rate in effect before the tariff reduction).

The company did not provide us with this information for Telecom\*USA. Instead the company responded as follows:

"Telecom\*USA was a subsidiary of MCI Telecommunications Corporation at the time of the access reductions and is a subsidiary of MCI WorldCom today. Neither MCI nor MCI WorldCom maintain this information separately for Telecom\*USA. Access information for both the former MCI Telecommunications corporation and Telecom\*USA are combined. As a result, the information reported on the MCI Telecommunications Corporation Flow Through Worksheets for Lines 1 through 6 (Page 4) included Telecom\*USA data." "...The calculations provided on the MCI worksheet (Page 5) were inclusive of the Telecom\*USA data."

The minutes of use in MCI's worksheets included Telecom\*USA minutes of use. However, the rate elements reduced by MCI Telecommunications Corporation to make up the switched access savings on the Interexchange Carrier Flow Through Work Sheets for both July and October 1998 reductions did not include any rate elements of Telecom\*USA.

But Telecom\*USA did reduce its tariff for First Choice and Super Watts Plus in July and October, 1998. The company representative stated that the rates for these rate elements are still in effect.



**OPINION:** Since Telecom\*USA had its own certificate, it was required to reduce tariff elements even though it was not required to file an Interexchange Carrier Flow Through Work Sheet because of its size. It appears that because MCI included the minutes of use of Telecom\*USA in its Interexchange Carrier Flow Through Work Sheet it overstated the reduction needed for MCI.





April 18, 2000

Ruth Young  
Miami District Office  
Florida Public Service Commission  
3625 NW 82 Avenue, Suite 400  
Miami, FL 33166-7602

RE: Telecom\*USA Audit Request 1 and Request 2

Dear Ms. Young:

In response to verbal Request 1 for the Telecom\*USA flow through audit, on March 27, 2000, you received copies of actual tariff filings, a copy of the letter certifying Telecom\*USA paid less than \$20 million in access charges in 1997, and copies of prior and subsequent revisions to the tariff pages impacted in these flow throughs.

The following responses are being provided to further clarify the information listed in written Request 1.

1. Provide the names of the rate elements reduced for the July 1, 1998 and October 1, 1998 reduction.

44

RESPONSE: Both the 7/1/98 and 10/1/98 Telecom\*USA flow through tariff filings impacted the First Choice intraLATA per minute usage rates and the SuperWATS Plus intrastate per minute usage rates.

2. Provide the actual date the reductions went into effect.

43

RESPONSE: For the 7/1/98 reduction, rates went into production on 7/28/98. For the 10/1/98 reduction, rates went into production on 11/23/98.

3. Provide a list of the customers for each rate element in (1) above for the following time periods:

- A. Two months before the July 1, 1998 reduction went into effect.
- B. First month the reduction went into effect after the July 1, 1998 reduction.
- C. First month the reduction went into effect after the October 1, 1998 reduction.

000009

**CONFIDENTIAL**

44-4p1

# CONFIDENTIAL

Letter to Ms. Young  
April 18, 2000  
Page Two

3. Continued

45  
RESPONSE: We are currently researching this information. Due to the fact that these rate actions took place approximately two years previous, it is difficult to readily obtain this information. Additional information will be provided in a subsequent response, but at this time it is not possible to estimate a timeframe for the response.

4. Provide the date the credit was given to the customers for the late effective dates of the tariff reductions for all rate elements involved.

RESPONSE: The total amount of the credit for both tariff filings equaled only [REDACTED] and impacted [REDACTED] customers. This would result in roughly an \$[REDACTED] credit per customer. Due to the minimal amount of impact to the customer, the credit recovery process was not run for this particular impact. However, these rate elements have remained constant since October 1998, thus customers have received the full benefit of this reduction for more than the twelve month flow through period.

5. Provide a list of customers for all rate elements at the time the credit was given.

RESPONSE: Due to the response given for Number 4 above, this information will not be provided.

The following is provided in response to Request 2:

- 44
- A. If the company prepared a calculation as found on page 4, lines 1 through 6, provide the calculation for both July 1, 1998 and October 1, 1998. Note the study periods used for the Minutes of Use. Provide supporting documentation for the study period Minutes of Use; for example invoices from the Local Exchange Company, company minutes of use data, revenue data, or other documentation. Also, provide documentation for the Statewide intrastate long distance study period billable revenue.

000010

CONFIDENTIAL CONFIDENTIAL  
44-4p2

Letter to Ms. Young  
April 18, 2000  
Page Three

**CONFIDENTIAL**

Request 2 A continued:

46  
If the company did not prepare a calculation, provide the information necessary to fill out lines one through six on Page 4 using the same study time periods as you used for MCI. Provide the supporting documentation

**RESPONSE:** Telecom\*USA was a subsidiary of MCI Telecommunications Corporation at the time of the access reductions and is a subsidiary of MCI WorldCom today. Neither MCI nor MCI WorldCom maintain this information separately for Telecom\*USA. Access information for both the former MCI Telecommunications Corporation and Telecom\*USA are combined. As a result, the information reported on the MCI Telecommunications Corporation ~~Flow Through Worksheets for Lines 1 through 6 included Telecom\*USA data.~~ I have included copies of the MCI worksheets for both the July and October reductions.

- B. If the company prepared a calculation as found on page 5, lines 1 and 2 inclusive of all subitems, provide the calculation for both July 1, 1998 and October 1, 1998. Describe how you calculated lines 1.a. and 1.b.

If the company did not prepare a calculation, provide the information necessary to fill out lines 1 and 2 inclusive of all subitems on Page 5, using the same study time periods as you used for MCI. Provide how you calculated these line items.

**RESPONSE:** As stated above, because the company does not break out the MCI and Telecom\*USA access savings separately, it is not possible to determine the information identified on Page 5 individually for MCI vs. Telecom\*USA. The calculations provided on the MCI worksheet were inclusive of the Telecom\*USA data

- C. (1) Provide the actual MOU for May 98 for GTE Originating and Terminating and for Sprint Interconnection.

**RESPONSE:** This information is not available specifically for Telecom\*USA, but rather is combined with the MCI data. The amount for GTE was actually calculated using March 1998 data and the Originating MOUs are [REDACTED] and

**CONFIDENTIAL**

44-4p3  
000011  
CONFIDENTIAL

**CONFIDENTIAL**

Letter to Ms. Young  
April 18, 2000  
Page Four

46  
terminating are [REDACTED] For Sprint interconnection the calculation was based on May 1998 and the amount is [REDACTED]

- (2) Provide statewide intrastate long distance billable revenue for May 98.

RESPONSE: This information is not available specifically for Telecom\*USA, but rather is combined with the MCI data. The total billable revenue for May 98 as reported on the MCI IXC Worksheet is \$ [REDACTED]

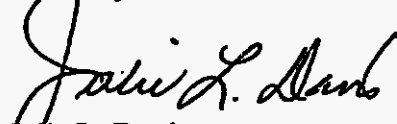
- (3) Provide Total IntraLATA Revenue for May 98.

RESPONSE: This information is not available specifically for Telecom\*USA, but rather is combined with the MCI data. The total intraLATA revenue for May 98 as reported on the MCI IXC Worksheet is \$ [REDACTED]

The responses provided in this letter contain confidential information as defined in 364.183, 366.093, or 367.156 F.S. MCI WorldCom, on behalf of Telecom\*USA, appreciates your handling this matter as confidential.

Should you have any questions regarding this matter please don't hesitate to contact me at (800) 759-3813.

Sincerely,

  
Julie L. Davis  
Regulatory Manager

Attachments

000012

**CONFIDENTIAL**

44-104  
**CONFIDENTIAL**

PBL

KW517100  
RY

**CONFIDENTIAL**

44-1

000013



April 18, 2000

Ruth Young  
Miami District Office  
Florida Public Service Commission  
3625 NW 82 Avenue, Suite 400  
Miami, FL 33166-7602

RE: Telecom\*USA Audit Request 1 and Request 2

Dear Ms. Young:

In response to verbal Request 1 for the Telecom\*USA flow through audit, on March 27, 2000, you received copies of actual tariff filings, a copy of the letter certifying Telecom\*USA paid less than \$20 million in access charges in 1997, and copies of prior and subsequent revisions to the tariff pages impacted in these flow throughs.

The following responses are being provided to further clarify the information listed in written Request 1.

1. Provide the names of the rate elements reduced for the July 1, 1998 and October 1, 1998 reduction.

RESPONSE: Both the 7/1/98 and 10/1/98 Telecom\*USA flow through tariff filings impacted the First Choice intraLATA per minute usage rates and the SuperWATS Plus intrastate per minute usage rates.

2. Provide the actual date the reductions went into effect.

RESPONSE: For the 7/1/98 reduction, rates went into production on 7/28/98. For the 10/1/98 reduction, rates went into production on 11/23/98.

3. Provide a list of the customers for each rate element in (1) above for the following time periods:

- A. Two months before the July 1, 1998 reduction went into effect.
- B. First month the reduction went into effect after the July 1, 1998 reduction.
- C. First month the reduction went into effect after the October 1, 1998 reduction.

000015

45-101  
CONFIDENTIAL



CONFIDENTIAL

Letter to Ms. Young  
April 18, 2000  
Page Two

3. Continued

RESPONSE: We are currently researching this information. Due to the fact that these rate actions took place approximately two years previous, it is difficult to readily obtain this information. Additional information will be provided in a subsequent response, but at this time it is not possible to estimate a timeframe for the response.

45 4. Provide the date the credit was given to the customers for the late effective dates of the tariff reductions for all rate elements involved.

RESPONSE: The total amount of the credit for both tariff filings equaled only \$ [REDACTED] and impacted [REDACTED] customers. This would result in roughly an \$ [REDACTED] credit per customer. Due to the minimal amount of impact to the customer, the credit recovery process was not run for this particular impact. However, these rate elements have remained constant since October 1998, thus customers have received the full benefit of this reduction for more than the twelve month flow through period.

45 5. Provide a list of customers for all rate elements at the time the credit was given.

RESPONSE: Due to the response given for Number 4 above, this information will not be provided.

The following is provided in response to Request 2:

- 46 A. If the company prepared a calculation as found on page 4, lines 1 through 6, provide the calculation for both July 1, 1998 and October 1, 1998. Note the study periods used for the Minutes of Use. Provide supporting documentation for the study period Minutes of Use; for example invoices from the Local Exchange Company, company minutes of use data, revenue data, or other documentation. Also, provide documentation for the Statewide intrastate long distance study period billable revenue.

CONFIDENTIAL

000016

45-102  
CONFIDENTIAL

# CONFIDENTIAL

Letter to Ms. Young  
April 18, 2000  
Page Three

Request 2 A continued:

If the company did not prepare a calculation, provide the information necessary to fill out lines one through six on Page 4 using the same study time periods as you used for MCI. Provide the supporting documentation

RESPONSE: Telecom\*USA was a subsidiary of MCI Telecommunications Corporation at the time of the access reductions and is a subsidiary of MCI WorldCom today. Neither MCI nor MCI WorldCom maintain this information separately for Telecom\*USA. Access information for both the former MCI Telecommunications Corporation and Telecom\*USA are combined. As a result, the information reported on the MCI Telecommunications Corporation ~~Flow-Through-Worksheets for Lines 1 through 6 included Telecom\*USA data.~~ I have included copies of the MCI worksheets for both the July and October reductions.

- 46 B. If the company prepared a calculation as found on page 5, lines 1 and 2 inclusive of all subitems, provide the calculation for both July 1, 1998 and October 1, 1998. Describe how you calculated lines 1.a. and 1.b.

If the company did not prepare a calculation, provide the information necessary to fill out lines 1 and 2 inclusive of all subitems on Page 5, using the same study time periods as you used for MCI. Provide how you calculated these line items.

RESPONSE: As stated above, because the company does not break out the MCI and Telecom\*USA access savings separately, it is not possible to determine the information identified on Page 5 individually for MCI vs. Telecom\*USA. The calculations provided on the MCI worksheet were inclusive of the Telecom\*USA data

- 46 C. (1) Provide the actual MOU for May 98 for GTE Originating and Terminating and for Sprint Interconnection.

RESPONSE: This information is not available specifically for Telecom\*USA, but rather is combined with the MCI data. The amount for GTE was actually calculated using March 1998 data and the Originating MOUs are [REDACTED] and

CONFIDENTIAL

000017

CONFIDENTIAL

CONFIDENTIAL

Letter to Ms. Young  
April 18, 2000  
Page Four

terminating are [REDACTED] For Sprint interconnection the calculation was based on May 1998 and the amount is [REDACTED]

- 45 (2) Provide statewide intrastate long distance billable revenue for May 98.

RESPONSE: This information is not available specifically for Telecom\*USA, but rather is combined with the MCI data. The total billable revenue for May 98 as reported on the MCI IXC Worksheet is \$ [REDACTED]

- 46 (3) Provide Total IntraLATA Revenue for May 98.

RESPONSE: This information is not available specifically for Telecom\*USA, but rather is combined with the MCI data. The total intraLATA revenue for May 98 as reported on the MCI IXC Worksheet is \$ [REDACTED]

The responses provided in this letter contain confidential information as defined in 364.183, 366.093, or 367.156 F.S. MCI WorldCom, on behalf of Telecom\*USA, appreciates your handling this matter as confidential.

Should you have any questions regarding this matter please don't hesitate to contact me at (800) 759-3813.

Sincerely,

  
Julie L. Davis  
Regulatory Manager

Attachments

CONFIDENTIAL 000018

CONFIDENTIAL

45-1p4



**MCI WORLD COM**

**LAW & PUBLIC POLICY**  
Six Concourse Parkway  
Suite 3200  
Atlanta, GA 30328

May 5, 2000

Ruth Young  
Miami District Office  
Florida Public Service Commission  
3625 NW 82 Avenue, Suite 400  
Miami, FL 33166 7602

RE: Telecom\*USA Audit Request 2

Dear Ms. Young:

The following information is provided in response to Request 2 Item 3 which requested customer information for the purpose of verifying the July and October 1998 flow throughs. As discussed in our phone conversation, the SuperWATS Plus product has been "decommissioned" meaning that the service no longer exists and there are no customers on it. As a result, there are no records for this service. First Choice is still present in our billing system; however, no customer records date back to 1998. So, again there are no records for this service. To verify that the First Choice rates were placed in the billing system effective July 1, 1998 and October 1, 1998, I am enclosing print screens from our in-house billing system.

The responses provided in this letter contain confidential information as defined in 364.183, 366.093, or 367.156 F.S. MCI WorldCom, on behalf of Telecom\*USA, appreciates your handling this matter as confidential.

Should you require additional information in regards to this issue, please contact me at 800-759-3813.

Sincerely,

  
Julie L. Davis  
Regulatory Manager

Enclosures

000020

**CONFIDENTIAL**

45281

MAY-02-2000 14:13

P.02/01

e: 1-Document Name: untitled

80 CEDAR RAPIDS 04/06/00 09:10:07  
 INQUIRY ON PRODUCTION RATE TABLE LOG LWML080  
 \* \* \* \* \* D E L E T E I M A G E \* \* \* \* \*  
 SIGNOFF1 01/01/0001 USERID1  
 SIGNOFF2 01/01/0001 USERID2  
 DATE 04/15/1999 TIME 14:57:20  
 DURATION:  
 INIT: 1 . 0  
 O.T.: 1 . 0

TABLE NUMBER: 7007  
 PRODUCT TYPE: 6023  
 EFFECTIVE DATE: 07/01/1998  
 RATE PERIOD: 1  
 MESSAGE LEVEL: 01

MILEAGE STEPS

DATE:	01	02	03	04	05	06
INIT	000 . 0800	000 . 0800	000 . 0800	000 . 0800	000 . 0800	000 . 0800
O.T.	000 . 0800	000 . 0800	000 . 0800	000 . 0800	000 . 0800	000 . 0800
	07	08	09	10	11	12
INIT	000 . 0000	000 . 0000	000 . 0000	000 . 0000	000 . 0000	000 . 0000
O.T.	000 . 0000	000 . 0000	000 . 0000	000 . 0000	000 . 0000	000 . 0000
	13	14	15	16	17	18
INIT	000 . 0000	000 . 0000	000 . 0000	000 . 0000	000 . 0000	000 . 0000
O.T.	000 . 0000	000 . 0000	000 . 0000	000 . 0000	000 . 0000	000 . 0000
	19	20	21	22	23	24
INIT	000 . 0000	000 . 0000	000 . 0000	000 . 0000	000 . 0000	000 . 0000
O.T.	000 . 0000	000 . 0000	000 . 0000	000 . 0000	000 . 0000	000 . 0000

F1=HELP PF2=PREV SCREEN PF3=EXIT  
 MESSAGE-->

First Choice Day Rate

44-1

**CONFIDENTIAL**

000021

Date: 04/06/2000 Time: 9:10:31 AM

45-2P2

Page: 1 Document Name: untitled

LW80 CEDAR RAPIDS 04/06/00 09:10:20  
 INQUIRY ON PRODUCTION RATE TABLE LOG LWML080  
 \* \* \* \* \* D E L E T E I M A G E \* \* \* \* \*  
 SIGNOFF1 01/01/0001 USERID1  
 SIGNOFF2 01/01/0001 USERID2  
 DATE 04/15/1999 TIME 14:57:20  
 DURATION:  
 INIT: 1 . 0  
 O.T.: 1 . 0

TABLE NUMBER: 7007  
 PRODUCT TYPE: 6023  
 EFFECTIVE DATE: 07/01/1998  
 RATE PERIOD: 2  
 USAGE LEVEL: 01

		MILEAGE STEPS																							
RATE:		01	02	03	04	05	06	07	08	09	10	11	12	13	14	15	16	17	18	19	20	21	22	23	24
INIT	000 . 0560	000 . 0560	000 . 0560	000 . 0560	000 . 0560	000 . 0560	000 . 0560	000 . 0560	000 . 0560	000 . 0560	000 . 0560	000 . 0560	000 . 0560	000 . 0560	000 . 0560	000 . 0560	000 . 0560	000 . 0560	000 . 0560	000 . 0560	000 . 0560	000 . 0560	000 . 0560	000 . 0560	000 . 0560
O.T.	000 . 0560	000 . 0560	000 . 0560	000 . 0560	000 . 0560	000 . 0560	000 . 0560	000 . 0560	000 . 0560	000 . 0560	000 . 0560	000 . 0560	000 . 0560	000 . 0560	000 . 0560	000 . 0560	000 . 0560	000 . 0560	000 . 0560	000 . 0560	000 . 0560	000 . 0560	000 . 0560	000 . 0560	000 . 0560
INIT	000 . 0000	000 . 0000	000 . 0000	000 . 0000	000 . 0000	000 . 0000	000 . 0000	000 . 0000	000 . 0000	000 . 0000	000 . 0000	000 . 0000	000 . 0000	000 . 0000	000 . 0000	000 . 0000	000 . 0000	000 . 0000	000 . 0000	000 . 0000	000 . 0000	000 . 0000	000 . 0000	000 . 0000	000 . 0000
O.T.	000 . 0000	000 . 0000	000 . 0000	000 . 0000	000 . 0000	000 . 0000	000 . 0000	000 . 0000	000 . 0000	000 . 0000	000 . 0000	000 . 0000	000 . 0000	000 . 0000	000 . 0000	000 . 0000	000 . 0000	000 . 0000	000 . 0000	000 . 0000	000 . 0000	000 . 0000	000 . 0000	000 . 0000	000 . 0000
INIT	000 . 0000	000 . 0000	000 . 0000	000 . 0000	000 . 0000	000 . 0000	000 . 0000	000 . 0000	000 . 0000	000 . 0000	000 . 0000	000 . 0000	000 . 0000	000 . 0000	000 . 0000	000 . 0000	000 . 0000	000 . 0000	000 . 0000	000 . 0000	000 . 0000	000 . 0000	000 . 0000	000 . 0000	000 . 0000
O.T.	000 . 0000	000 . 0000	000 . 0000	000 . 0000	000 . 0000	000 . 0000	000 . 0000	000 . 0000	000 . 0000	000 . 0000	000 . 0000	000 . 0000	000 . 0000	000 . 0000	000 . 0000	000 . 0000	000 . 0000	000 . 0000	000 . 0000	000 . 0000	000 . 0000	000 . 0000	000 . 0000	000 . 0000	000 . 0000

PF1=HELP PF2=PREV SCREEN PF3=EXIT  
 MESSAGE-->

7/1/98  
 Evening Rates discounted 30%  
 per Section 4.1.6.A 4th Revised  
 Sheet 21 - attached

**CONFIDENTIAL**

000022

ge: 1 Document Name: untitled

W80 CEDAR RAPIDS 04/06/00 09:10:25  
 INQUIRY ON PRODUCTION RATE TABLE LOG LWML080  
 \* \* \* \* \* D E L E T E I M A G E \* \* \* \* \*  
 SIGNOFF1 01/01/0001 USERID1  
 SIGNOFF2 01/01/0001 USERID2  
 TABLE NUMBER: 7007 DATE 04/15/1999 TIME 14:57:20  
 PRODUCT TYPE: 6023 DURATION:  
 EFFECTIVE DATE: 07/01/1998 INIT: 1 . 0  
 RATE PERIOD: 3 O.T.: 1 . 0  
 USAGE LEVEL: 01

MILEAGE STEPS

DATE:	01	02	03	04	05	06
INIT	000 . 0400	000 . 0400	000 . 0400	000 . 0400	000 . 0400	000 . 0400
O.T.	000 . 0400	000 . 0400	000 . 0400	000 . 0400	000 . 0400	000 . 0400
	07	08	09	10	11	12
INIT	000 . 0000	000 . 0000	000 . 0000	000 . 0000	000 . 0000	000 . 0000
O.T.	000 . 0000	000 . 0000	000 . 0000	000 . 0000	000 . 0000	000 . 0000
	13	14	15	16	17	18
INIT	000 . 0000	000 . 0000	000 . 0000	000 . 0000	000 . 0000	000 . 0000
O.T.	000 . 0000	000 . 0000	000 . 0000	000 . 0000	000 . 0000	000 . 0000
	19	20	21	22	23	24
INIT	000 . 0000	000 . 0000	000 . 0000	000 . 0000	000 . 0000	000 . 0000
O.T.	000 . 0000	000 . 0000	000 . 0000	000 . 0000	000 . 0000	000 . 0000

PF1=HELP PF2=PREV SCREEN PF3=EXIT  
 MESSAGE-->

7/1/98  
 Night/Weekend rates discounted 50%  
 per Section 4.1.6.B 4th Revised  
 Sheet 21 - attached

CONFIDENTIAL

000023



e: 1 Document Name: untitled

.66

CEDAR RAPIDS  
RATE TABLE INQUIRY  
INQUIRY ON PRODUCTION RATE TABLE ONLY

04/06/00 09:13:58  
LRML066

TABLE NUMBER: 7007 DURATION:  
PRODUCT TYPE: 6023 INIT: 1 . 0  
RATE PERIOD: 1 O.T.: 1 . 0  
PAGE LEVEL: 01  
EFFECTIVE DATE: 10011998

		MILEAGE STEPS					
		01	02	03	04	05	06
INIT		000 . 0700	000 . 0700	000 . 0700	000 . 0700	000 . 0700	000 . 0700
O.T.		000 . 0700	000 . 0700	000 . 0700	000 . 0700	000 . 0700	000 . 0700
		07	08	09	10	11	12
INIT		.	.	.	.	.	.
O.T.		.	.	.	.	.	.
		13	14	15	16	17	18
INIT		.	.	.	.	.	.
O.T.		.	.	.	.	.	.
		19	20	21	22	23	24
INIT		.	.	.	.	.	.
O.T.		.	.	.	.	.	.

PF2=PREV SCREEN PF3=EXIT

MESSAGE-->

44-1

10/1/98 Day Rates

CONFIDENTIAL

000024

Document Name: untitled

66

CEDAR RAPIDS  
RATE TABLE INQUIRY  
INQUIRY ON PRODUCTION RATE TABLE ONLY

04/06/00 09:16:35  
LRML066

BLE NUMBER: 7007 DURATION:  
PRODUCT TYPE: 6023 INIT: 1 . 0  
TIME PERIOD: 2 O.T.: 1 . 0  
RANGE LEVEL: 01  
EFFECTIVE DATE: 10011998

		MILEAGE STEPS					
STEPS:	01	02	03	04	05	06	
INIT	000 . 0490	000 . 0490	000 . 0490	000 . 0490	000 . 0490	000 . 0490	
O.T.	000 . 0490	000 . 0490	000 . 0490	000 . 0490	000 . 0490	000 . 0490	
	07	08	09	10	11	12	
INIT	.	.	.	.	.	.	
O.T.	.	.	.	.	.	.	
	13	14	15	16	17	18	
INIT	.	.	.	.	.	.	
O.T.	.	.	.	.	.	.	
	19	20	21	22	23	24	
INIT	.	.	.	.	.	.	
O.T.	.	.	.	.	.	.	

PF2=PREV SCREEN PF3=EXIT

MESSAGE-->

10/1/98 Evening rates discounted  
30%

CONFIDENTIAL

000025

e: i Document Name: untitled

66

CEDAR RAPIDS  
RATE TABLE INQUIRY  
INQUIRY ON PRODUCTION RATE TABLE ONLY

04/06/00

09:16:56  
LRML066

BLE NUMBER: 7007 DURATION:  
PRODUCT TYPE: 6023 INIT: 1 . 0  
RATE PERIOD: 3 O.T.: 1 . 0  
PAGE LEVEL: 01  
EFFECTIVE DATE: 10011998

		MILEAGE STEPS					
STEPS:	01	02	03	04	05	06	
INIT	000 . 0350	000 . 0350	000 . 0350	000 . 0350	000 . 0350	000 . 0350	
O.T.	000 . 0350	000 . 0350	000 . 0350	000 . 0350	000 . 0350	000 . 0350	
	07	08	09	10	11	12	
INIT	.	.	.	.	.	.	
O.T.	.	.	.	.	.	.	
	13	14	15	16	17	18	
INIT	.	.	.	.	.	.	
O.T.	.	.	.	.	.	.	
	19	20	21	22	23	24	
INIT	.	.	.	.	.	.	
O.T.	.	.	.	.	.	.	

PF2=PREV SCREEN PF3=EXIT

MESSAGE-->

10/1/98 Night Weekend rates discounted  
50%

CONFIDENTIAL

000026

452p1

FPSC TARIFF NO.1  
FOURTH REVISED SHEET 21  
REPLACES THIRD REVISED SHEET 21

SOUTHERNNET, INC. D/B/A TELECOM\*USA  
SOUTHERNNET, INC. D/B/A TELECONNECT  
SPECIALIZED COMMON CARRIER SERVICE

SECTION 4 - RATES (Continued)

4.1 RATES FOR FIRST CHOICE SERVICE (Continued)

4.1.5 For example, the distance between Miami, Florida, and New York, New York, is calculated as follows:

	V	H
Miami	8,351	527
New York	<u>4,997</u>	<u>1,406</u>
Take Difference	3,354	-879

Square and add:  $11,249,316 + 772,641 = 12,021,957$   
Divide by 10 and round:  $12,021,957/10 = 1,202,195.7$   
 $= 1,202,196$

Take square root and round  $1,202,196 = 1096.4469 =$   
1097 miles

4.1.6 The rates for First Choice are subject to the following time-of-day and day-of-the-week discount:

4.1.6.A. An Evening Discount applies to a call originating at a time from 5:00PM to, but not including 11:00PM on Sunday through Friday. New Year's Day, July 4, Labor Day, Thanksgiving Day and Christmas Day. The evening discount reduces the stated rates by thirty percent (30%).

4.1.6.B. A night and weekend discount applies to a call originating at a time from 11:00PM to, but not including, 8:00AM on Monday through Friday. The night and weekend discount also applies to a call originating on Sunday until 5:00PM and all day on Saturday. The night and weekend discount reduces the stated rates by fifty percent (50%).

4.1.6.C. All times in Paragraph 4.1.6.A. and 4.1.6.B. refer to local time in the area in the customer's home area.

4.1.6.D. When a call is established in one time of day rate application period and ends in another, the rate in effect in each rate application period applies to the portion of the call occurring within that rate application period.

Issued: NOV 13 1995

Effective: JAN 26 1996

By: Julie L. Davis, Tariff Administrator  
780 Johnson Ferry Road  
Suite 700  
Atlanta, GA 30342

000027 |



COMPANY: TELECOM\*USA  
TITLE: %RATE REDUCTION  
PERIOD: JULY AND OCTOBER 1, 1998  
DATE: MAY 15, 2000  
AUDITOR: RKY

*Yw  
5/17/00*

WP NO. 46

The analyst wanted us to make sure that Telecom\*USA reduced per minute IntraLata toll rates did not exceed per minute intrastate switched access rate reductions.

To do this, we need the same information as filed with the Commission by MCI Telecommunications on the IXC Flow through work sheet for July and Oct 98. The information is detailed on 46-1 pages 4 and 5.

The company replied that Telecom\*USA data was already included in the MCI data submitted to the Commission on the IXC Flow Through Work Sheets for July and Oct 98. 46-2, 46-3 and 46-4.

Conclusions to be drawn from this are on the disclosure and are on WP46 pages 2 & 3.

000029

**CONFIDENTIAL**

*46p183*



**AUDIT DISCLOSURE 2**

**SUBJECT: INTRASTATE SWITCHED ACCESS REDUCTION COMPARED WITH INTRALATA TOLL REDUCTION**

**STATEMENT OF FACTS:** Order No. PSC-98-0795-FOF-TP required that Telecom\*USA reduce intrastate rates. The order also stated that an Interexchange Carrier shall not reduce per minute intraLATA toll rates by a percentage greater than the required per minute switched access rate reduction.

The company was asked to provide us with the following so that we could compare the per minutes intrastate switched access reduction with the per minute intraLATA toll reduction.

- 46-1  
Page 4 & 5
1. Data necessary to determine the annual switched access savings (access charge rate change times a study period intrastate minutes of use annualized).
  2. Total intraLATA dollar reduction (estimated annual minutes of use times the tariff reduction).
  3. Total intraLATA revenue (rate elements reduced times the rate in effect before the tariff reduction).

The company did not provide us with this information for Telecom\*USA. Instead the company responded as follows:

46-2

"Telecom\*USA was a subsidiary of MCI Telecommunications Corporation at the time of the access reductions and is a subsidiary of MCI WorldCom today. Neither MCI nor MCI WorldCom maintain this information separately for Telecom\*USA. Access information for both the former MCI Telecommunications corporation and Telecom\*USA are combined. As a result, the information reported on the MCI Telecommunications Corporation Flow Through Worksheets for Lines 1 through 6 (Page 4) included Telecom\*USA data." "...The calculations provided on the MCI worksheet (Page 5) were inclusive of the Telecom\*USA data."


The minutes of use in MCI's worksheets included Telecom\*USA minutes of use. However, the rate elements reduced by MCI Telecommunications Corporation to make up the switched access savings on the Interexchange Carrier Flow Through Work Sheets for both July and October 1998 reductions did not include any rate elements of Telecom\*USA.

46-2 { But Telecom\*USA did reduce its tariff for First Choice and Super Watts Plus in July and October, 1998.

000030

4  
**CONFIDENTIAL**

46 p 283



**OPINION:** Since Telecom\*USA had its own certificate, it was required to reduce tariff elements even though it was not required to file an Interexchange Carrier Flow Through Work Sheet because of its size. It appears that because MCI included the minutes of use of Telecom\*USA in its Interexchange Carrier Flow Through Work Sheet it overstated the reduction needed for MCI.

000031

5

**CONFIDENTIAL**

46p3/3







STATE OF FLORIDA

Commissioners:  
JULIA L. JOHNSON, CHAIRMAN  
J. TERRY DEASON  
SUSAN F. CLARK  
JOE GARCIA  
E. LEON JACOBS, JR.



DIVISION OF COMMUNICATIONS  
WALTER D'HAESELEER  
DIRECTOR  
(850) 413-6600

**Public Service Commission**

June 11, 1998

TO: Facilities-Based and Reseller Interexchange Carriers

FROM: Walter D'Haeseleer, Director of Communications

RE: Docket No. 980459-TP - July 1, 1998 Flow-Through of 1998 LEC Switched Access Reductions by IXCs Pursuant to Section 364.163(6), Florida Statutes

Section 364.163(6), Florida Statutes, was recently amended by Chapter 98-277, Section 4, General Laws of Florida. This section requires GTE Florida and Sprint-Florida to make two reductions in their intrastate switched access rates in 1998: 5 percent effective July 1, 1998, and 10 percent effective October 1, 1998. This section also requires that any interexchange telecommunications company (IXC) whose intrastate switched access expense is reduced because of GTE Florida's and Sprint-Florida's intrastate switched access rate reductions must return the benefits of those reductions to its customers, i.e., "flow-through" the reduction to intrastate long distance customer rates. IXC flow-through reductions are to be effective July 1, 1998, and October 1, 1998. For the July 1, 1998 reduction, IXC tariffs are to be filed no later than June 30, 1998, to be effective July 1, 1998. For the October 1, 1998 reduction, IXC tariffs are to be filed no later than September 30, 1998, to be effective October 1, 1998.

If you do not purchase intrastate switched access from GTE Florida or Sprint-Florida, there are no flow-through reductions for you to make. In order to be in compliance with the law, you must, however, certify in a letter that you do not purchase intrastate switched access from GTE Florida or Sprint-Florida.

If you do purchase intrastate switched access from GTE Florida or Sprint-Florida, and your total intrastate expense reduction (GTE Florida plus Sprint-Florida) is \$100 or less per month, you do not need to flow through the intrastate expense reduction. In order to be in compliance with the law, you must, however, certify in a letter that your intrastate switched access expense reduction is \$100 or less per month.

If you purchase intrastate switched access from GTE Florida or Sprint-Florida, and your intrastate expense reduction is more than \$100 per month you must flow through the entire intrastate expense reduction to your intrastate long distance residence and business rates.

000033

Section 364.163(6), Florida Statutes specifies three flow-requirements:

1. An IXC's intrastate rates must be decreased by the amount necessary to return the benefits of the switched access reduction to its customers.
2. An IXC shall not reduce per minute intraLATA toll rates by a percentage greater than the required per minute switched access rate reduction.
3. An IXC may determine the specific rates to be decreased, provided that both residential and business customers benefit from the rate decreases.

Order No. PSC-98-0795-FOF-TP (Order), issued June 8, 1998, describes which IXCs must file documentation with the tariff filings, and what that documentation must contain. The complete order is available on the PSC Website ([www2.scri.net/psc/dockets/documents/06113-98.html](http://www2.scri.net/psc/dockets/documents/06113-98.html)).

Any IXC which paid less than \$20 million in total Florida intrastate switched access in 1997 need only certify in a letter accompanying its tariff filing that, first, it paid less than \$20 million in total Florida intrastate switched access in 1997, and second, that it has met the statutory requirements. Sample worksheets are attached to provide guidance in determining that an IXC has met the statutory requirements. These worksheets have been updated with the actual rate changes from GTE Florida and Sprint-Florida, thus, they differ from the ones provided in the Order. 4/15/98

IXCs which paid \$20 million or more in total Florida intrastate switched access in 1997 must file documentation with their tariff filings. Sample worksheets are attached to serve as a guide for the required documentation. These worksheets have been updated with the actual rate changes from GTE Florida and Sprint-Florida, thus, they differ from the ones provided in the Order. This documentation must include:

1. A calculation of the dollar benefit associated with the LECs' intrastate switched access rate reductions.
2. Separate demonstrations that residence and business long distance rates have been reduced and the estimated annualized revenue effect, residence versus business, including a description of how those estimates were made.
3. A demonstration that any reduction to intraLATA toll rates is equal to or less than the switched access rate reduction percentage.

**CONFIDENTIAL**

P 2 075

000034

Facilities-Based and Reseller Interexchange Carriers

Page 3

June 11, 1998

4. A demonstration that all reductions have been flowed through.

Tariffs are to be filed no later than June 30, 1998, to be effective on July 1, 1998.

To aid you in your calculations, the chart below provides the rate elements for GTE Florida and Sprint-Florida that will change on July 1, 1998. The chart includes the current rates, the July 1, 1998 rates, and the rate changes.

**LEC July 1, 1998 Intrastate Switched Access Rate Reductions**

LEC	Rate Element	Current Per Minute Rate	July 1, 1998 Per Minute Rate	Rate Change
GTE Florida	Originating CCL	\$0.0224842	\$0.0202287	(\$0.0022555)
GTE Florida	Terminating CCL	\$0.0348342	\$0.0313373	(\$0.0034969)
Sprint-Florida	Interconnection	\$0.010016	\$0.007066	(\$0.002950)

If you have any questions, you may call Sue Ollila of my staff at (850) 413-6540 or e-mail her at [sollila@psc.state.fl.us](mailto:sollila@psc.state.fl.us).

000035

**CONFIDENTIAL**

**IXC Flow-Through Worksheet**

Name of IXC: \_\_\_\_\_

Study Period (one or more months in 1998): \_\_\_\_\_

**Calculation of \$ Savings and Percent Reduction**

LEC	Rate Change	x	Study Period # Intrastate Minutes (MOUS)	=	Sw. Acc. Savings
1. GTE	\$0.0022555 (Orig. CCL)	x		=	
2.	\$0.0034969 (Term. CCL)	x		=	
3. Sprint	\$0.00295 (Interconnection)	x		=	
4. Total Sw. Acc. Savings (Sum lines 1-3)				=	_____
5. Statewide intrastate long distance study period billable revenue				=	
6. Required % reduction in IXC's FL intra- state long distance rates (line 4/line 5)				=	

The percent reduction from line 6 may be applied across-the-board to all of the IXC's intrastate rates  
OR

The study period savings may be applied to one or more rate elements such that they are passed through to your customers. An example is shown below. REMEMBER: THE % REDUCTION FOR INTRALATA TOLL RATES MUST NOT BE HIGHER THAN THE REDUCTION ON LINE 6.

**Example: Savings Spread Over Specific Rate Elements**

Rate Element	IXC Rate Change	x	Study Period # Intrastate Minutes (MOUs)	=	Study Period Reduction
7. #1		x		=	
8. #2		x		=	
9. Study period total reduction=	line 7+line 8			=	_____

Study period rate reduction in line 9 must equal or exceed line 4's study period total savings.

000036

**CONFIDENTIAL**

8415

**IXC Summary**

IXC: \_\_\_\_\_  
Effective date of flow-through: \_\_\_\_\_

**Percentage Reduction of IntraLATA toll rates**

- 1. IntraLATA Toll Rate % Reduction
  - a. Total IntraLATA Dollar Reduction\* =
  - b. Total IntraLATA Revenue\* = \_\_\_\_\_
  - c. Percent Reduction (line a/line b) =
  
- 2. LEC Percentage Switched Access Reduction =  
(comes from IXC Flow-Through Worksheet, line 6)

NOTE: Line 1c must be no greater than Line 2.

**Determination of Residence & Business Calculation**

Residential  
Description of how dollars calculated (e.g., rate elements included, etc.):

Business  
Description of how dollars calculated (e.g., rate elements included, etc.):

**IXC Flow-Through Summary**

- 1. Annualized Effect\* of Flow-Through to Residential Rates =
- 2. Annualized Effect\* of Flow-Through to Business Rates: = \_\_\_\_\_
- 3. Total Annualized Flow-Through\* (line 1+line 2) =

\*Describe how calculated

000037

**CONFIDENTIAL**











*PBC*

April 18, 2000

Ruth Young  
Miami District Office  
Florida Public Service Commission  
3625 NW 82 Avenue, Suite 400  
Miami, FL 33166-7602

RE: Telecom\*USA Audit Request 1 and Request 2

Dear Ms. Young:

In response to verbal Request 1 for the Telecom\*USA flow through audit, on March 27, 2000, you received copies of actual tariff filings, a copy of the letter certifying Telecom\*USA paid less than \$20 million in access charges in 1997, and copies of prior and subsequent revisions to the tariff pages impacted in these flow throughs.

The following responses are being provided to further clarify the information listed in written Request 1.

1. Provide the names of the rate elements reduced for the July 1, 1998 and October 1, 1998 reduction.

(44)

RESPONSE: Both the 7/1/98 and 10/1/98 Telecom\*USA flow through tariff filings impacted the First Choice intraLATA per minute usage rates and the SuperWATS Plus intrastate per minute usage rates.

2. Provide the actual date the reductions went into effect.

(45)

RESPONSE: For the 7/1/98 reduction, rates went into production on 7/28/98. For the 10/1/98 reduction, rates went into production on 11/23/98.

3. Provide a list of the customers for each rate element in (1) above for the following time periods:

- A. Two months before the July 1, 1998 reduction went into effect.  
B. First month the reduction went into effect after the July 1, 1998 reduction.  
C. First month the reduction went into effect after the October 1, 1998 reduction.

000041

**CONFIDENTIAL**

**CONFIDENTIAL**

3. Continued

(45)

**RESPONSE:** We are currently researching this information. Due to the fact that these rate actions took place approximately two years previous, it is difficult to readily obtain this information. Additional information will be provided in a subsequent response, but at this time it is not possible to estimate a timeframe for the response.

4. Provide the date the credit was given to the customers for the late effective dates of the tariff reductions for all rate elements involved.

**RESPONSE:** The total amount of the credit for both tariff filings equaled only \$ [REDACTED] and impacted [REDACTED] customers. This would result in roughly an \$ [REDACTED] credit per customer. Due to the minimal amount of impact to the customer, the credit recovery process was not run for this particular impact. However, these rate elements have remained constant since October 1998, thus customers have received the full benefit of this reduction for more than the twelve month flow through period.

5. Provide a list of customers for all rate elements at the time the credit was given.

**RESPONSE:** Due to the response given for Number 4 above, this information will not be provided.

The following is provided in response to Request 2:

- (46)
- A. If the company prepared a calculation as found on page 4, lines 1 through 6, provide the calculation for both July 1, 1998 and October 1, 1998. Note the study periods used for the Minutes of Use. Provide supporting documentation for the study period Minutes of Use; for example invoices from the Local Exchange Company, company minutes of use data, revenue data, or other documentation. Also, provide documentation for the Statewide intrastate long distance study period billable revenue.

000042

**CONFIDENTIAL**

**CONFIDENTIAL**

46-2p2

CONFIDENTIAL

Request 2 A continued:

(46) If the company did not prepare a calculation, provide the information necessary to fill out lines one through six on Page 4 using the same study time periods as you used for MCI. Provide the supporting documentation

RESPONSE: Telecom\*USA was a subsidiary of MCI Telecommunications Corporation at the time of the access reductions and is a subsidiary of MCI WorldCom today. Neither MCI nor MCI WorldCom maintain this information separately for Telecom\*USA. Access information for both the former MCI Telecommunications Corporation and Telecom\*USA are combined. As a result, the information reported on the MCI Telecommunications Corporation ~~Flow Through Worksheets for Lines 1 through 6~~ included Telecom\*USA data. I have included copies of the MCI worksheets for both the July and October reductions.

*Amt of cost savings through from red. in SWACK*

- B. If the company prepared a calculation as found on page 5, lines 1 and 2 inclusive of all subitems, provide the calculation for both July 1, 1998 and October 1, 1998. Describe how you calculated lines 1.a. and 1.b.

If the company did not prepare a calculation, provide the information necessary to fill out lines 1 and 2 inclusive of all subitems on Page 5, using the same study time periods as you used for MCI. Provide how you calculated these line items.

RESPONSE: As stated above, because the company does not break out the MCI and Telecom\*USA access savings separately, it is not possible to determine the information identified on Page 5 individually for MCI vs. Telecom\*USA. The calculations provided on the MCI worksheet were inclusive of the Telecom\*USA data

- C. (1) Provide the actual MOU for May 98 for GTE Originating and Terminating and for Sprint Interconnection.

RESPONSE: This information is not available specifically for Telecom\*USA, but rather is combined with the MCI data. The amount for GTE was actually calculated using March 1998 data and the Originating MOUs are [REDACTED] and

CONFIDENTIAL

CONFIDENTIAL

000043

Letter to Ms. Young  
April 18, 2000  
Page Four

**CONFIDENTIAL**

(46) terminating are [REDACTED] For Sprint interconnection the calculation was based on May 1998 and the amount is [REDACTED]

- (2) Provide statewide intrastate long distance billable revenue for May 98.

RESPONSE: This information is not available specifically for Telecom\*USA, but rather is combined with the MCI data. The total billable revenue for May 98 as reported on the MCI IXC Worksheet is \$ [REDACTED]

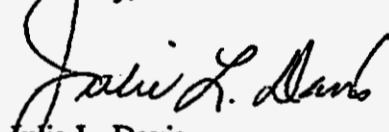
- (3) Provide Total IntraLATA Revenue for May 98.

RESPONSE: This information is not available specifically for Telecom\*USA, but rather is combined with the MCI data. The total intraLATA revenue for May 98 as reported on the MCI IXC Worksheet is \$ [REDACTED]

The responses provided in this letter contain confidential information as defined in 364.183, 366.093, or 367.156 F.S. MCI WorldCom, on behalf of Telecom\*USA, appreciates your handling this matter as confidential.

Should you have any questions regarding this matter please don't hesitate to contact me at (800) 759-3813.

Sincerely,

  
Julie L. Davis  
Regulatory Manager

Attachments

000044

**CONFIDENTIAL**

**CONFIDENTIAL**

46-2p4



Name of IXC:

MCI Telecommunications

FL 7-98

**CONFIDENTIAL**

<u>LEC</u>	<u>Rate Change</u>	X	<u>Study Period #</u> <u>Intrastate Minutes</u> <u>(MOUS)</u>	<u>Monthly SW Access</u> <u>Savings</u>	<u>Annual SW Access</u> <u>Savings</u>
1. GTE					
Orig CCL	\$0.0022555	X	March 98	[REDACTED]	[REDACTED]
2. Term CCL	\$0.0034969	X	March 98	[REDACTED]	[REDACTED]
3. Sprint	\$ 0.00295	X	May 98	[REDACTED]	[REDACTED]
4. Total Switched Access Savings (Sum lines 1-3)				[REDACTED]	[REDACTED]
5. Statewide intrastate long distance study period billable revenue				\$ [REDACTED]	[REDACTED]
6. Required % reduction in IXC's FL intrastate long distance rates (line 4/line 5)				[REDACTED]	[REDACTED]

bc

<u>Rate Element</u>	<u>Annual Intrastate MOUs</u>	X	<u>IXC Rate Change</u>	<u>Annual Reduction</u>
---------------------	-------------------------------	---	------------------------	-------------------------

Consumer

Execunet Service  
interLATA  
intraLATA

[REDACTED] X  
[REDACTED] X

[REDACTED]

(A) [REDACTED]

EA = 940,102.26

MCI One Savings  
interLATA

[REDACTED] X

[REDACTED]

[REDACTED]

Small Business

Preferred  
interLATA  
intraLATA

[REDACTED] X  
[REDACTED] X

[REDACTED]

(A) [REDACTED]

Business Markets

Vision  
interLATA  
intraLATA  
Vnet  
interLATA  
intraLATA  
800 Service  
interLATA  
intraLATA

[REDACTED] X  
[REDACTED] X  
[REDACTED]  
[REDACTED]  
[REDACTED]  
[REDACTED]

[REDACTED]  
[REDACTED]  
[REDACTED]  
[REDACTED]

(A) [REDACTED]  
(A) [REDACTED]  
(A) [REDACTED]

Total

CONFIDENTIAL

CONFIDENTIAL

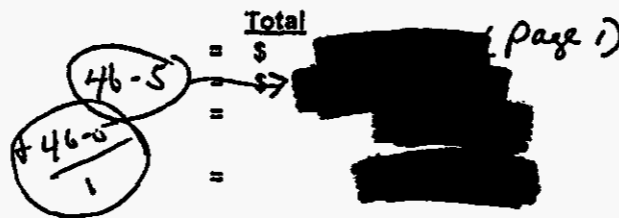
CONFIDENTIAL

CONFIDENTIAL

**CONFIDENTIAL**

Percentage Reduction of IntraLATA Toll Rates

- a. Total IntraLATA Dollar Reduction\*
  - b. Total IntraLATA Revenue\*
  - c. Percent Reduction (line a/line b)
2. LEC Percentage Switched Access Reduction  
(comes from IXC Flow-Through Worksheet, Line 6)



NOTE: Line 1c must be no greater than Line 2.

Determination of Residence & Business Calculation

Mass Markets - Residential & Small Business Services

Description of how dollars calculated (e.g., rate elements included, etc.)

For total intraLATA dollar reduction, see IXC Flow Through Worksheet. These calculations include MOUs multiplied by the average change in the rate to obtain the total dollar reduction

For Total intraLATA revenue the MOUs were multiplied by the new intraLATA tariffed rate.

Business Markets - Business Services

Description of how dollars calculated (e.g., rate elements included, etc.)

For total intraLATA dollar reduction, see IXC Flow Through Worksheet. These calculations include MOUs multiplied by the average change in the rate to obtain the total dollar reduction

For Total intraLATA revenue the MOUs were multiplied by the new intraLATA tariffed rate.

Each business units' (i.e., Residential, Small Business, and Business Markets) portion of the total reduction is calculated on a pro rata basis using the percentage of revenues for each business unit for the study period.

000047

**CONFIDENTIAL**

Business Markets	\$	[REDACTED]	
Small Business	\$	[REDACTED]	
Residential	\$	[REDACTED]	
Total Study Period			[REDACTED]
Revenues	\$	[REDACTED]	100.00%

IXC Flow Through Summary

1. Annualized Effect* of Flow Through to Residential Rates	=	\$ [REDACTED]
2. Annualized Effect* of Flow Through to Business Rates	=	\$ [REDACTED]
3. Total Annualized Flow Through* (line 1 + line 2)	=	\$ [REDACTED]

\*see IXC Flow Through Worksheet

**CONFIDENTIAL**





Name of IXC:  
Study Period:

MCI Telecommunications  
June, 1998

FL 10-98

**CONFIDENTIAL**

*PBC*

<u>LEC</u>	<u>Rate Change</u>	X	<u>Study Period # Intrastate Minutes (MOUS)</u>	<u>Monthly SW Access Savings</u>	<u>Annual SW Access Savings</u>
1. GTE					
Orig CCL	\$0.0042878	X	[REDACTED]	[REDACTED]	[REDACTED]
2. Term CCL	\$0.0066423	X	[REDACTED]	[REDACTED]	[REDACTED]
3. Sprint	\$ 0.005554	X	[REDACTED]	[REDACTED]	[REDACTED]
4. Total Switched Access Savings (Sum lines 1-3)				[REDACTED]	[REDACTED]
5. Statewide intrastate long distance study period billable revenue			may 98 \$	[REDACTED]	[REDACTED]
6. Required % reduction in IXC's FL intrastate long distance rates (line 4/line 5)				[REDACTED]	[REDACTED]

<u>Rate Element</u>	<u>Annual Intrastate MOUs X</u>	<u>IXC Rate Change</u>	<u>Annual Reduction</u>
---------------------	---------------------------------	------------------------	-------------------------

**Consumer**  
Execunet Service  
interLATA  
intraLATA

[REDACTED] X

[REDACTED] =

[REDACTED]

MCI One Savings  
interLATA

[REDACTED] X

[REDACTED]

[REDACTED]

**Small Business**  
Preferred  
interLATA

[REDACTED] X

[REDACTED]

[REDACTED]

**Business Markets**  
Vision

interLATA  
intraLATA

[REDACTED] X

[REDACTED] =

[REDACTED]

interLATA  
intraLATA

[REDACTED] X

[REDACTED] =

[REDACTED]

800 Service  
interLATA  
intraLATA

[REDACTED] X

[REDACTED] =

[REDACTED]

networkMCI One  
interLATA  
intraLATA

[REDACTED] X

[REDACTED] =

[REDACTED]

Total

Page

**CONFIDENTIAL**

000049


**CONFIDENTIAL**

*Σ (A) = 1,108,519*

**CONFIDENTIAL**

Percentage Reduction of IntraLATA Toll Rates

- a. Total IntraLATA Dollar Reduction\*
  - b. Total IntraLATA Revenue\*
  - c. Percent Reduction (line a/line b)
2. LEC Percentage Switched Access Reduction  
(comes from IXC Flow-Through Worksheet, Line 6)



NOTE: Line 1c must be no greater than Line 2.

Determination of Residence & Business Calculation

Mass Markets - Residential & Small Business Services

Description of how dollars calculated (e.g., rate elements included, etc.)

For total IntraLATA dollar reduction, see IXC Flow Through Worksheet. These calculations include MOUs multiplied by the average change in the rate to obtain the total dollar reduction.

For Total IntraLATA revenue the MOUs were multiplied by the new IntraLATA tariffed rate.

Business Markets - Business Services

Description of how dollars calculated (e.g., rate elements included, etc.)

For total IntraLATA dollar reduction, see IXC Flow Through Worksheet. These calculations include MOUs multiplied by the average change in the rate to obtain the total dollar reduction.

For Total IntraLATA revenue the MOUs were multiplied by the new IntraLATA tariffed rate.

Each business units' (i.e., Residential, Small Business, and Business Markets) portion of the total reduction is calculated on a pro rata basis using the percentage of revenues for each business unit for the study period.

000050

**CONFIDENTIAL**

Business Markets	\$	[Redacted]	
Small Business	\$	[Redacted]	
Residential	\$	[Redacted]	
<b>Total Study Period</b>			<hr/>
Revenues	\$	[Redacted]	100.00%

IXC Flow Through Summary

- 1. Annualized Effect\* of Flow Through to Residential Rates = \$ [Redacted]
- 2. Annualized Effect\* of Flow Through to Business Rates = \$ [Redacted]
- 3. Total Annualized Flow Through\* (line 1 + line 2) = \$ [Redacted]

**CONFIDENTIAL**







PBC

unaudited

Σ A

	<u>Consumer</u>	<u>SB</u>	<u>BM</u>	<u>Total</u>
IntraLata Reduction	\$ [REDACTED]	\$ [REDACTED]	\$ [REDACTED]	\$ [REDACTED]
Revenue	\$ [REDACTED]	\$ [REDACTED]	\$ [REDACTED]	\$ [REDACTED]
VNET & VISN Reduction	[REDACTED]	[REDACTED]	[REDACTED]	[REDACTED]
Revenue	[REDACTED]	[REDACTED]	[REDACTED]	[REDACTED]

46-5  
1-2

46-3

CONFIDENTIAL

Minutes	VNET	VISN-Out
Total	[REDACTED]	[REDACTED]
Intra	[REDACTED]	[REDACTED]

	SA800	VISN
Reduction	\$ [REDACTED]	\$ [REDACTED]
Revenue	\$ [REDACTED]	\$ [REDACTED]

CONFIDENTIAL

CONFIDENTIAL

46-5  
1-1p1

Florida 7/98

Current Rates					
Vision - Outbound Interlata	<u>SW Peak</u>	<u>Minutes*</u>	<u>Revenue Impact</u>	<u>New Rate per minute</u>	<u>% Change</u>
	0.1881	[REDACTED]	[REDACTED]	0.1835	2.45%
INTRALATA	0.1453	[REDACTED]	[REDACTED]	0.1421	2.20%
Vision - Outbound Interlata	<u>SW Off Peak</u>	<u>Minutes*</u>	<u>Revenue Impact</u>	<u>New Rate per minute</u>	<u>% Change</u>
	0.1505	[REDACTED]	[REDACTED]	0.1468	2.45%
INTRALATA	0.1162	[REDACTED]	[REDACTED]	0.1137	2.20%
Vision - Outbound Interlata	<u>DED Peak</u>	<u>Minutes*</u>	<u>Revenue Impact</u>	<u>New Rate per minute</u>	<u>% Change</u>
	0.1169	[REDACTED]	[REDACTED]	0.1140	2.45%
INTRALATA	0.1160	[REDACTED]	[REDACTED]	0.1134	2.20%
Vision - Outbound Interlata	<u>DED Off Peak</u>	<u>Minutes*</u>	<u>Revenue Impact</u>	<u>New Rate per minute</u>	<u>% Change</u>
	0.0935	[REDACTED]	[REDACTED]	0.0912	2.45%
INTRALATA	0.0928	[REDACTED]	[REDACTED]	0.0908	2.20%
Vision - Card Interlata	<u>Rate</u>	<u>Minutes*</u>	<u>Revenue Impact</u>	<u>New Rate per minute</u>	<u>% Change</u>
	0.2186	[REDACTED]	[REDACTED]	0.2132	2.45%
INTRALATA	0.2186	[REDACTED]	[REDACTED]	0.2138	2.20%
Vision - Inbound Interlata and Intralata	<u>SW Peak</u>	<u>Minutes*</u>	<u>Revenue Impact</u>	<u>New Rate per minute</u>	<u>% Change</u>
	0.2098	[REDACTED]	[REDACTED]	0.2050	2.30%
Vision - Inbound Interlata and Intralata	<u>SW Off Peak</u>	<u>Minutes*</u>	<u>Revenue Impact</u>	<u>New Rate per minute</u>	<u>% Change</u>
	0.1678	[REDACTED]	[REDACTED]	0.1640	2.30%
Vision - Inbound Interlata and Intralata	<u>DED Peak</u>	<u>Minutes*</u>	<u>Revenue Impact</u>	<u>New Rate per minute</u>	<u>% Change</u>
	0.1357	[REDACTED]	[REDACTED]	0.1326	2.30%
Vision - Inbound Interlata and Intralata	<u>DED Off Peak</u>	<u>Minutes*</u>	<u>Revenue Impact</u>	<u>New Rate per minute</u>	<u>% Change</u>
	0.1086	[REDACTED]	[REDACTED]	0.1061	2.30%
NM1 (includes NM1 Card) Interlata	<u>SW</u>	<u>Minutes*</u>	<u>Revenue Impact</u>	<u>New Rate per minute</u>	<u>% Change</u>
	0.1357	[REDACTED]	[REDACTED]	0.1357	0.00%
INTRALATA	0.1077	[REDACTED]	[REDACTED]	0.1077	0.00%
NM1 Interlata	<u>DED</u>	<u>Minutes*</u>	<u>Revenue Impact</u>	<u>New Rate per minute</u>	<u>% Change</u>
	0.0798	[REDACTED]	[REDACTED]	0.0798	0.00%
INTRALATA	0.0798	[REDACTED]	[REDACTED]	0.0798	0.00%

CONFIDENTIAL

CONFIDENTIAL

CONFIDENTIAL

46-5  
1-1p2

000055



PowerRate	SW	Minutes*	Revenue Impact	New Rate per minute	% Change
Interlata	0.1721	[REDACTED]	[REDACTED]	0.1681	2.30%
INTRALATA	0.1296	[REDACTED]	[REDACTED]	0.1270	2.00%

PowerRate	DED	Minutes*	Revenue Impact	New Rate per minute	% Change
Interlata	0.1042	[REDACTED]	[REDACTED]	0.1018	2.30%
INTRALATA	0.1000	[REDACTED]	[REDACTED]	0.0980	2.00%

PowerRate Card	Card	Minutes*	Revenue Impact	New Rate per minute	% Change
Interlata	0.1721	[REDACTED]	[REDACTED]	0.1681	2.30%
INTRALATA	0.1296	[REDACTED]	[REDACTED]	0.1270	2.00%

**CONFIDENTIAL**

VNET SW-SW (VNET Card minutes included in SW-SW)	1st 18	Addtl 6	Peak	Minutes*	Revenue Impact	New 1st 18	New Addtl 6	New Rate per minute	% Change
Interlata	0.0662	0.0221	0.2209	[REDACTED]	[REDACTED]	0.0646	0.0215	0.2154	2.50%
INTRALATA	0.0516	0.0172	0.1720	[REDACTED]	[REDACTED]	0.0505	0.0168	0.1683	2.15%

VNET SW-SW	1st 18	Addtl 6	Off Peak	Minutes*	Revenue Impact	New 1st 18	New Addtl 6	New Rate per minute	% Change
Interlata	0.0582	0.0194	0.1340	[REDACTED]	[REDACTED]	0.0568	0.0189	0.1892	2.50%
INTRALATA	0.0470	0.0157	0.1569	[REDACTED]	[REDACTED]	0.0461	0.0154	0.1535	2.15%

VNET SW-DED	1st 18	Addtl 6	Peak	Minutes*	Revenue Impact	New 1st 18	New Addtl 6	New Rate per minute	% Change
Interlata	0.0451	0.0150	0.1501	[REDACTED]	[REDACTED]	0.0439	0.0146	0.1463	2.50%
INTRALATA	0.0454	0.0151	0.1511	[REDACTED]	[REDACTED]	0.0444	0.0148	0.1479	2.15%

VNET SW-DED	1st 18	Addtl 6	Off Peak	Minutes*	Revenue Impact	New 1st 18	New Addtl 6	New Rate per minute	% Change
Interlata	0.0353	0.0118	0.1179	[REDACTED]	[REDACTED]	0.0345	0.0115	0.1150	2.50%
INTRALATA	0.0356	0.0119	0.1189	[REDACTED]	[REDACTED]	0.0349	0.0116	0.1163	2.15%

VNET DED-DED	1st 18	Addtl 6	Peak	Minutes*	Revenue Impact	New 1st 18	New Addtl 6	New Rate per minute	% Change
Interlata	0.0174	0.0058	0.0580	[REDACTED]	[REDACTED]	0.0174	0.0058	0.0580	0.00%
INTRALATA	0.0174	0.0058	0.0580	[REDACTED]	[REDACTED]	0.0174	0.0058	0.0580	0.00%

VNET DED-DED	1st 18	Addtl 6	Off Peak	Minutes*	Revenue Impact	New 1st 18	New Addtl 6	New Rate per minute	% Change
Interlata	0.0124	0.0041	0.0411	[REDACTED]	[REDACTED]	0.0123	0.0041	0.0411	0.00%
INTRALATA	0.0124	0.0041	0.0411	[REDACTED]	[REDACTED]	0.0123	0.0041	0.0411	0.00%

USA SuperWats Plus Service Interlata and Intralata	1st 30	Addtl 6	Day	Minutes*	Revenue Impact	New 1st 30	New Addtl 6	New Rate per minute	% Change
Interlata and Intralata	0.0678	0.0136	0.1358	[REDACTED]	[REDACTED]	0.0664	0.0133	0.1328	2.20%

USA SuperWats Plus Service Interlata and Intralata	1st 30	Addtl 6	Evening	Minutes*	Revenue Impact	New 1st 30	New Addtl 6	New Rate per minute	% Change
Interlata and Intralata	0.0670	0.0114	0.1240	[REDACTED]	[REDACTED]	0.0607	0.0114	0.1213	2.20%

USA SuperWats Plus Service Interlata and Intralata	1st 30	Addtl 6	Night	Minutes*	Revenue Impact	New 1st 30	New Addtl 6	New Rate per minute	% Change
Interlata and Intralata	0.0411	0.0082	0.0821	[REDACTED]	[REDACTED]	0.0402	0.0080	0.0803	2.20%

**CONFIDENTIAL**

**CONFIDENTIAL**

46-5  
1-183

000056

	<u>Day</u>	<u>Minutes*</u>	<u>Revenue Impact</u>	<u>New Rate per minute</u>	<u>% Change</u>
Stand Alone 800 DAL Interlata and Intralata	0.1359	[REDACTED]	[REDACTED]	0.1328	2.30%
	<u>Evening</u>	<u>Minutes*</u>	<u>Revenue Impact</u>	<u>New Rate per minute</u>	<u>% Change</u>
Stand Alone 800 DAL Interlata and Intralata	0.1144	[REDACTED]	[REDACTED]	0.1118	2.30%
	<u>Night/Weekend</u>	<u>Minutes*</u>	<u>Revenue Impact</u>	<u>New Rate per minute</u>	<u>% Change</u>
Stand Alone 800 DAL Interlata and Intralata	0.0832	[REDACTED]	[REDACTED]	0.0813	2.30%
	<u>Day</u>	<u>Minutes*</u>	<u>Revenue Impact</u>	<u>New Rate per minute</u>	<u>% Change</u>
Stand Alone 800 CBL Interlata and Intralata	0.2254	[REDACTED]	[REDACTED]	0.2201	2.33%
	<u>Evening</u>	<u>Minutes*</u>	<u>Revenue Impact</u>	<u>New Rate per minute</u>	<u>% Change</u>
Stand Alone 800 CBL Interlata and Intralata	0.2186	[REDACTED]	[REDACTED]	0.2135	2.33%
	<u>Night/Weekend</u>	<u>Minutes*</u>	<u>Revenue Impact</u>	<u>New Rate per minute</u>	<u>% Change</u>
Stand Alone 800 CBL Interlata and Intralata	0.2186	[REDACTED]	[REDACTED]	0.2135	2.33%
	<u>Day</u>	<u>Minutes*</u>	<u>Revenue Impact</u>	<u>New Rate per minute</u>	<u>% Change</u>
Stand Alone 800 WAL Interlata and Intralata	0.1996	[REDACTED]	[REDACTED]	0.1936	3.00%
	<u>Evening</u>	<u>Minutes*</u>	<u>Revenue Impact</u>	<u>New Rate per minute</u>	<u>% Change</u>
Stand Alone 800 WAL Interlata and Intralata	0.1436	[REDACTED]	[REDACTED]	0.1393	3.00%
	<u>Night/Weekend</u>	<u>Minutes*</u>	<u>Revenue Impact</u>	<u>New Rate per minute</u>	<u>% Change</u>
Stand Alone 800 WAL Interlata and Intralata	0.1022	[REDACTED]	[REDACTED]	0.0991	3.00%

CONFIDENTIAL

CONFIDENTIAL

CONFIDENTIAL

Total MCI annual flowthrough amount [REDACTED]  
 BM percentage of annual FL revenue [REDACTED]  
 Total BM annual flowthrough amount [REDACTED]  
 Revenue Impact calculated [REDACTED]  
 Variance [REDACTED]

monthly impact \$ [REDACTED]

Calc from orig  
 Vision Minutes [REDACTED]  
 Power Rate Minutes [REDACTED]  
 NM1 Minutes [REDACTED]  
 VNET Minutes [REDACTED]  
 TUSA SuperWats Plus Service 1 [REDACTED]  
 SA800 Minutes [REDACTED]  
 Total Minutes (sum of above) [REDACTED]

Total Minutes [REDACTED]

4L-5  
1-1p4

000057

W 5/17/00  
R 5/17/00

1									
2									
3									
4									
5									
6									
7									
8									
9									
10									
11									
12									
13									
14									
15									
16									
17									
18									
19									
20									
21									
22									
23									
24									
25									
26									
27									
28									
29									
30									
31									
32									
33									
34									
35									
36									
37									
38									
39									
40									
41									
42									
43									

000058

**CONFIDENTIAL**

46-5  
1-1

CONFIDENTIAL

7/98 Support

julie l. davis

From: *fbc* Diahna Williams [Diahna.Williams@mci.com]  
 Sent: Wednesday, August 19, 1998 6:05 PM  
 To: Julie L. Davis  
 Cc: Henry Lewis; Jean Dancy; Sandy Chandler; Frank M. Mancino; Elizabeth G. Frazier; Andrew Graves; Leslie Kerr; Jennifer Soder; Lana Williams  
 Subject: FLORIDA FLOW THROUGH version2.0  
 Importance: High

Julie-

Thanks, for your patience on this.....

Mass Markets BA has completed the Florida Flow Through. Below is the calculation of the percentage intralata reduction, as you will see the "total" intralata reduction is [redacted] MM would like to propose that BM make up the [redacted] difference. Following, is the FL Flow Through cost support.

CONFIDENTIAL

Henry--

MM would greatly appreciate it if you could make up the intralata [redacted] variance.

Call with questions.  
 Thanks.  
 Diahna

*unaudited*

Percentage Reduction of IntraLATA Toll Rates

	Consumer	SB	BM	Total
1 IntraLATA Rate % Reduction				
a. Total IntraLATA \$\$ Red. =	[redacted]			
b. Total IntraLATA Rev. =	[redacted]			
c. Percent Reduction =	[redacted]			
2 LEC Percentage Switched Access Reduction =	[redacted]			
	EXCEEDS REQUIREMENTS BY [redacted]			

\*NOTE: Line 1c must be no greater than Line 2.

COMPLETE COST SUPPORT

NOTE: ALL rates were revised to accommodate the INTRAlata state statute

SB - Preferred  
 ntralata  
 =====

*46-5  
1-2/1*

CONFIDENTIAL

000059

current

Day	Eve	Night
\$0.15	\$0.13	\$0.13

CONFIDENTIAL

proposed

Day	Eve	Night
\$0.1425	\$0.09	\$0.09

Annual Minutes

[REDACTED]

	Current	New	Difference
Rate	0.1442	\$0.1273	(\$0.0169)
Net Revenue	[REDACTED]	[REDACTED]	[REDACTED]

SB - Preferred Interlata

current

Eve	Day	Night
\$0.1800	\$0.1525	\$0.1500

proposed

Day	Eve	Night
\$0.1500	\$0.1300	\$0.1300

CONFIDENTIAL

Annual Minutes

[REDACTED]

	Current	New	Difference
Rate	\$0.1717	\$0.1442	(\$0.0275)
Net Revenue	[REDACTED]	[REDACTED]	[REDACTED]

Residential Dial-1 IntraLATA

current

Day	Eve	Night
\$0.12	\$0.08	\$0.08

proposed

Day	Eve	Night
\$0.1000	\$0.0800	\$0.0800

Annual Minutes

[REDACTED] 945

	Current	New	Difference
Rate	\$0.0945	\$0.0872	(\$0.0072)
Net Revenue	[REDACTED]	[REDACTED]	[REDACTED]

Residential Dial-1 Interlata

current

CONFIDENTIAL

46-5  
1-282

000060

CONFIDENTIAL

Day Eve Night  
\$.25 \$.16 \$.16

proposed

Day Eve Night  
\$0.2500 \$0.1500 \$0.1500

Annual Minutes [REDACTED]

Rate Current New Difference  
\$0.1926 \$0.1862 (\$0.0064)  
Net Revenue [REDACTED]

MCI One Savings  
Interlata

current

Day Eve Night  
\$.25 \$.10 \$.10

proposed

Day Eve Night  
\$0.2400 \$0.1000 \$0.1000

Annual Minutes [REDACTED]

Rate Current New Difference  
\$0.1461 \$0.1431 (\$0.0031)  
Net Revenue [REDACTED]

CONFIDENTIAL

T\*USA  
Intralata

current

Day Eve Night  
\$.09 \$.09 \$.09

proposed

Day Eve Night  
\$0.0800 \$0.0800 \$0.0800

Annual Minutes [REDACTED]

Rate Current New Difference  
\$0.0900 \$0.0800 (\$0.0100)  
Net Revenue [REDACTED]

CONFIDENTIAL

46-5  
1-2p3

000061



810 KBC  
unaudited

	<u>Consumer</u>	<u>SB</u>	<u>BM</u>	<u>Total</u>
IntraLata				
Reduction	\$ [REDACTED]		\$ [REDACTED]	[REDACTED]
Revenue	\$ [REDACTED]		[REDACTED]	[REDACTED]
		#DIV/0!		
VNET				
Reduction	\$ [REDACTED]			
Revenue	\$ [REDACTED]			

CONFIDENTIAL

Minutes	VNET	VISN-Out
Total	[REDACTED]	[REDACTED]
Intra	[REDACTED]	[REDACTED]

	SA800	VISN-Inbound	VISN-Out, NM1, PR
Reduction	\$ [REDACTED]	\$ [REDACTED]	\$ [REDACTED]
Revenue	\$ [REDACTED]	\$ [REDACTED]	\$ [REDACTED]

CONFIDENTIAL

CONFIDENTIAL

$\frac{46-5}{2-1}$  → [REDACTED] (A)  
[REDACTED] (B)  
[REDACTED] (48-4)

$\frac{46-5}{2}$   
p1



Florida 10/98

Current Rates

		Minutes*	Revenue Impact	New Rate per minute	% Change
Vision - Outbound Interlata	<u>SW Peak</u>				
	0.1835			0.1782	2.90%
INTRALATA				0.1421	0.00%
	0.1421				
Vision - Outbound Interlata	<u>SW Off Peak</u>				
	0.1468			0.1425	2.90%
INTRALATA				0.1137	0.00%
	0.1137				
Vision - Outbound Interlata	<u>DED Peak</u>				
	0.1140			0.1107	2.90%
INTRALATA				0.1101	2.90%
	0.1134				
Vision - Outbound Interlata	<u>DED Off Peak</u>				
	0.0912			0.0886	2.90%
INTRALATA				0.0882	2.90%
	0.0908				
Vision - Card Interlata	<u>Rate</u>				
	0.2132			0.2070	2.90%
INTRALATA				0.2132	0.00%
	0.2132				
Vision - Inbound Interlata and Intralata	<u>SW Peak</u>				
	0.2050			0.1989	3.00%
Vision - Inbound Interlata and Intralata	<u>SV/ Off Peak</u>				
	0.1640			0.1591	3.00%
Vision - Inbound Interlata and Intralata	<u>DED Peak</u>				
	0.1326			0.1288	2.90%
Vision - Inbound Interlata and Intralata	<u>DED Off Peak</u>				
	0.1061			0.1030	2.90%
NM1 (includes NM1 Card) Interlata	<u>SW</u>				
	0.1357			0.1340	1.25%
INTRALATA				0.1064	1.25%
	0.1077				
NM1 Interlata	<u>DED</u>				
	0.0798			0.0789	1.10%
INTRALATA				0.0789	1.10%
	0.0798				

CONFIDENTIAL

CONFIDENTIAL

CONFIDENTIAL

46-5  
282

000064

PowerRate	SW	Minutes*	Revenue Impact	New Rate per minute	% Change
Interlata	0.1681	[REDACTED]	[REDACTED]	0.1632	2.90%
INTRALATA	0.1270	[REDACTED]	[REDACTED]	0.1270	0.00%

PowerRate	DED	Minutes*	Revenue Impact	New Rate per minute	% Change
Interlata	0.1018	[REDACTED]	[REDACTED]	0.0988	2.90%
INTRALATA	0.0980	[REDACTED]	[REDACTED]	0.0952	2.90%

PowerRate Card	Card	Minutes*	Revenue Impact	New Rate per minute	% Change
Interlata	0.1681	[REDACTED]	[REDACTED]	0.1632	2.90%
INTRALATA	0.1270	[REDACTED]	[REDACTED]	0.1270	0.00%

VNET SW-SW (VNET Card minutes included in SW-SW)	1st 18	Addtl 6	Peak	Minutes*	Revenue Impact	New 1st 18	New Addtl 6	New Rate per minute	% Change
Interlata	0.0646	0.0215	0.2151	[REDACTED]	[REDACTED]	0.0626	0.0209	0.2086	3.00%
INTRALATA	0.0505	0.0168	0.1681	[REDACTED]	[REDACTED]	0.0489	0.0163	0.1631	3.00%

VNET SW-SW	1st 18	Addtl 6	Off Peak	Minutes*	Revenue Impact	New 1st 18	New Addtl 6	New Rate per minute	% Change
Interlata	0.0568	0.0189	0.1891	[REDACTED]	[REDACTED]	0.0550	0.0183	0.1834	3.00%
INTRALATA	0.0461	0.0154	0.1539	[REDACTED]	[REDACTED]	0.0448	0.0149	0.1493	3.00%

VNET SW-DED	1st 18	Addtl 6	Peak	Minutes*	Revenue Impact	New 1st 18	New Addtl 6	New Rate per minute	% Change
Interlata	0.0439	0.0146	0.1461	[REDACTED]	[REDACTED]	0.0425	0.0142	0.1417	3.00%
INTRALATA	0.0444	0.0148	0.1480	[REDACTED]	[REDACTED]	0.0431	0.0144	0.1436	3.00%

VNET SW-DED	1st 18	Addtl 6	Off Peak	Minutes*	Revenue Impact	New 1st 18	New Addtl 6	New Rate per minute	% Change
Interlata	0.0345	0.0115	0.1153	[REDACTED]	[REDACTED]	0.0335	0.0112	0.1116	3.00%
INTRALATA	0.0349	0.0116	0.1161	[REDACTED]	[REDACTED]	0.0338	0.0113	0.1126	3.00%

VNET DED-DED	1st 18	Addtl 6	Peak	Minutes*	Revenue Impact	New 1st 18	New Addtl 6	New Rate per minute	% Change
Interlata	0.0174	0.0058	0.0581	[REDACTED]	[REDACTED]	0.0174	0.0058	0.0580	0.00%
INTRALATA	0.0174	0.0058	0.0580	[REDACTED]	[REDACTED]	0.0174	0.0058	0.0580	0.00%

VNET DED-DED	1st 18	Addtl 6	Off Peak	Minutes*	Revenue Impact	New 1st 18	New Addtl 6	New Rate per minute	% Change
Interlata	0.0123	0.0041	0.0410	[REDACTED]	[REDACTED]	0.0123	0.0041	0.0410	0.00%
INTRALATA	0.0123	0.0041	0.0410	[REDACTED]	[REDACTED]	0.0123	0.0041	0.0410	0.00%

USA SuperWats Plus Service 1	1st 30	Addtl 6	Day	Minutes*	Revenue Impact	New 1st 30	New Addtl 6	New Rate per minute	% Change
Interlata and Intralata	0.0664	0.0133	0.1329	[REDACTED]	[REDACTED]	0.0645	0.0129	0.1289	3.00%

USA SuperWats Plus Service 1	1st 30	Addtl 6	Evening	Minutes*	Revenue Impact	New 1st 30	New Addtl 6	New Rate per minute	% Change
Interlata and Intralata	0.0607	0.0114	0.1177	[REDACTED]	[REDACTED]	0.0571	0.0114	0.1142	3.00%

USA SuperWats Plus Service 1	1st 30	Addtl 6	Night	Minutes*	Revenue Impact	New 1st 30	New Addtl 6	New Rate per minute	% Change
Interlata and Intralata	0.0402	0.0080	0.0802	[REDACTED]	[REDACTED]	0.0389	0.0078	0.0778	3.00%

CONFIDENTIAL

CONFIDENTIAL

CONFIDENTIAL

4625/03

000065

		<u>Minutes*</u>	<u>Revenue Impact</u>	<u>New Rate per minute</u>	<u>% Change</u>	
Stand Alone 800 DAL Interlata and Intralata	Day	0.1328	[REDACTED]	0.1288	3.00%	
Stand Alone 800 DAL Interlata and Intralata	Evening	0.1118	[REDACTED]	0.1084	3.00%	
Stand Alone 800 DAL Interlata and Intralata	Night/Weekend	0.0813	[REDACTED]	0.0789	3.00%	
Stand Alone 800 CBL Interlata and Intralata	Day	0.2201	[REDACTED]	0.2135	3.00%	
Stand Alone 800 CBL Interlata and Intralata	Evening	0.2135	[REDACTED]	0.2071	3.00%	
Stand Alone 800 CBL Interlata and Intralata	Night/Weekend	0.2135	[REDACTED]	0.2071	3.00%	
Stand Alone 800 WAL Interlata and Intralata	Day	0.1936	[REDACTED]	0.1896	2.05%	
Stand Alone 800 WAL Interlata and Intralata	Evening	0.1393	[REDACTED]	0.1364	2.05%	
Stand Alone 800 WAL Interlata and Intralata	Night/Weekend	0.0991	[REDACTED]	0.0971	2.05%	\$ (870,336.23)

CONFIDENTIAL

CONFIDENTIAL

CONFIDENTIAL

Total MCI annual flowthrough amount [REDACTED] 2.80%

3M percentage of annual FL revenue [REDACTED]

Total BM annual flowthrough amount [REDACTED]

Revenue Impact calculated [REDACTED]

Variance [REDACTED]

Calc from orig

vision Minutes [REDACTED]

lower Rate Minutes [REDACTED]

VM1 Minutes [REDACTED]

NET Minutes [REDACTED]

USA SuperWats Plus Service 1 [REDACTED]

3A&30 Minutes [REDACTED]

Total Minutes (sum of above) [REDACTED]

Total Minutes [REDACTED]

46-5  
284



CONFIDENTIAL

10/98

julie l. davis

Support

From: Diahna Williams [Diahna.Williams@mci.com]  
 Sent: Wednesday, November 04, 1998 5:00 PM  
 To: Julie L. Davis  
 Cc: Andrew Graves; Lana Williams; M. Boylan; Denise Margraf  
 Subject: Florida Flow Through vs.3

Importance: High

Julie-

Here are the revised FL rates. Because of the Intralata constraints, MM has exceeded the total flow through amount by [redacted] annually. MM has chosen to implement this option because of various marketing/pricing strategies in the state of FL. We proposed that the [redacted] used as a credit towards a future Florida Flow Through.

For Premier Plan purposes, please ensure that the MCI One Savings changes are effective on the 1st of the Month.

Let me know when the FI PUC gives approval.

Thanks,  
 Diahna

	Residential	BM	Total
IntraLata Reduction Revenue	[redacted]	[redacted]	[redacted]

CONFIDENTIAL

Residential Dial-1 : IntraLATA  
 Section 3.02.0211

MCI New Intercity Mileage Ba	Day	Eve	Night
0+	0.1000	0.0700	0.0700

un audited

Annual Minutes [redacted] X .0872

Rate	Current	New	Difference
[redacted]	\$0.0872	\$0.0809	(\$0.0064)

Telco [redacted]

Net Revenue [redacted]

CONFIDENTIAL

46-5  
2-1 p1

000068



