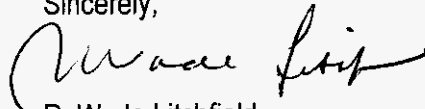


Blanca S. Bayó, Director
Division of Records and Reporting
Florida Public Service Commission
September 1, 2000
Page 2

Thanking you for your attention to this matter, I remain,

Sincerely,



R. Wade Litchfield

RWL/jsb
Enclosures

cc: Service List

MONTHLY REPORT OF COST AND QUALITY OF FUEL OIL FOR ELECTRIC PLANTS
ORIGIN, VOLUME, DELIVERED PRICE AND AS RECEIVED QUANTITY

FPSC FORM NO. 423-1

1. REPORTING MONTH: JUN YEAR: 2000

2. REPORTING COMPANY: FLORIDA POWER & LIGHT COMPANY

3. NAME, TITLE, TELEPHONE NUMBER OF CONTACT PERSON CONCERNING DATA
SUBMITTED ON THIS FORM: RITA MCLELLAN, REGULATORY AFFAIRS, (305) 552-40694. SIGNATURE OF OFFICIAL SUBMITTING REPORT: 

5. DATE COMPLETED: 08/16/2000

LINE NO	PLANT	SUPPLIER	SHIPPING POINT	PURCHASE TYPE	DELIVERY LOCATION	DELIVERY DATE	TYPE OIL	SULFUR (%)	BTU CONTENT (BTU / GAL)	VOLUME (BBLs)	PRICE (\$/BBL)
1	MANATEE	COASTAL	HOFT	MTC	PORT MANATEE	06/22/2000	F06	1.00	151190	275948	28.6650
2	MANATEE	COASTAL	HOFT	MTC	PORT MANATEE	06/29/2000	F06	1.00	152524	274888	29.4700
3	PT. EVERGLADES	COASTAL	HOUSTON	MTC	PORT EVERGLADES	06/07/2000	F06	1.00	152214	160637	26.9200
4	TURKEY POINT	COASTAL	HOUSTON	MTC	FISHER ISLAND	06/08/2000	F06	0.96	152357	111235	26.9200
5	FT. MYERS	FAMM	IMTT ST ROSE, LA	MTC	BOCA GRANDE	06/05/2000	F06	1.80	153190	94569	25.4790
6	FT. MYERS	FAMM	IMTT ST ROSE, LA	MTC	BOCA GRANDE	06/15/2000	F06	1.03	152119	97790	28.2080
7	FT. MYERS	FAMM	IMTT ST ROSE, LA	MTC	BOCA GRANDE	06/21/2000	F06	0.96	152000	97513	28.6190
8	FT. MYERS	FAMM	IMTT ST ROSE, LA	MTC	BOCA GRANDE	06/26/2000	F06	0.97	153452	97015	29.6900
9	CAPE CANAVERAL	NOVARCO	IMTT ST ROSE, LA	MTC	PORT CANAVERAL	06/17/2000	F06	1.00	151881	155891	29.0925
10	SANFORD	NOVARCO	IMTT ST ROSE, LA	MTC	JACKSONVILLE	06/08/2000	F06	0.99	151952	231280	27.2920
11	SANFORD	NOVARCO	IMTT ST ROSE	MTC	JACKSONVILLE	06/20/2000	F06	1.00	150976	72557	29.0925
12	FT. MYERS	COASTAL	IMTT GRETN, LA	S	BOCA GRANDE	06/28/2000	F06	1.00	151548	68554	28.2500
13	MARTIN	COASTAL	IMTT ST ROSE, LA	S	PALM BEACH	06/08/2000	F06	0.98	153833	117328	26.7800
14	MARTIN	COASTAL	IMTT ST ROSE & GRE	S	PALM BEACH	06/12/2000	F06	0.96	153643	123249	26.9000
15	MANATEE	COASTAL	NEW ORLEANS	S	PORT MANATEE	06/20/2000	F06	0.99	151643	123433	28.9300
16	PT. EVERGLADES	COASTAL	IMTT ST ROSE & GRE	S	PORT EVERGLADES	06/26/2000	F06	0.96	152238	102630	28.5600
17	TURKEY POINT	COASTAL	HOFT	S	FISHER ISLAND	06/29/2000	F06	0.99	154119	126951	29.2650
18	MARTIN	GLENCORE	NEW ORLEANS, LA	S	PALM BEACH	06/20/2000	F06	0.99	153738	119326	28.9420
19	MARTIN	GLENCORE	IMTT ST ROSE, LA	S	PALM BEACH	06/30/2000	F06	0.97	150786	118082	30.1920
20	MANATEE	GLENCORE	IMTT ST ROSE, LA	S	PORT MANATEE	06/10/2000	F06	0.94	153333	116300	27.7920
21	PT. EVERGLADES	GLENCORE	IMTT ST ROSE, LA	S	PORT EVERGLADES	06/01/2000	F06	0.89	152714	118982	26.7830
22	PT. EVERGLADES	GLENCORE	PERU/COLUMBIA	S	PORT EVERGLADES	06/05/2000	F06	0.78	151452	291912	26.0710
23	PT. EVERGLADES	KOCH	IMMINGHAM, UK	S	PORT EVERGLADES	06/15/2000	F06	1.00	151929	42436	28.3000
24	MARTIN	NOVARCO	IMTT ST ROSE, LA	S	PALM BEACH	06/12/2000	F06	0.93	153643	116654	28.4400
25	MARTIN	NOVARCO	IMTT ST ROSE, LA	S	PALM BEACH	06/26/2000	F06	1.00	151262	144437	29.6400
26	RIVIERA	NOVARCO	HOUSTON	S	RIVIERA	06/01/2000	F06	2.30	152095	119997	25.1870
27	RIVIERA	NOVARCO	IMTT ST ROSE, LA	S	RIVIERA	06/14/2000	F06	1.00	152381	144885	28.4400

MONTHLY REPORT OF COST AND QUALITY OF FUEL OIL FOR ELECTRIC PLANTS
ORIGIN, VOLUME, DELIVERED PRICE AND AS RECEIVED QUANTITY

1. REPORTING MONTH: JUN YEAR: 2000

2. REPORTING COMPANY: FLORIDA POWER & LIGHT COMPANY

3. NAME, TITLE, TELEPHONE NUMBER OF CONTACT PERSON CONCERNING DATA
SUBMITTED ON THIS FORM: RITA MCLELLAN, REGULATORY AFFAIRS, (305) 455-40694. SIGNATURE OF OFFICIAL SUBMITTING REPORT: *Paul A. Karnz*

5. DATE COMPLETED: 08/16/2000

LINE NO	PLANT	SUPPLIER	SHIPPING POINT	PURCHASE TYPE	DELIVERY LOCATION	DELIVERY DATE	TYPE OIL	SULFUR (%)	BTU CONTENT (BTU / GAL)	VOLUME (BBLs)	PRICE (\$/BBL)
28	RIVIERA	NOVARCO	IMTT ST ROSE, LA	S	RIVIERA	06/24/2000	F06	1.00	152119	117346	29.6400
29	TURKEY POINT	NOVARCO	IMTT ST ROSE	S	FISHER ISLAND	06/02/2000	F06	1.00	151190	115772	26.5200
30	SANFORD	STEUART	ST CROIX	S	JACKSONVILLE	06/29/2000	F06	1.70	150405	100200	26.7510
31	PT. EVERGLADES	TOSCO	NY HARBOR	S	PORT EVERGLADES	06/14/2000	F06	0.94	152881	39676	27.3500
32	TURKEY POINT	TOSCO	NY HARBOR	S	FISHER ISLAND	06/15/2000	F06	0.94	155405	90070	27.3500
33	FT. MYERS	COASTAL	NA-TRUCK DELIVERY			06/10/2000	FO3	N/A	N/A	89755	33.1170
34	PT. EVERGLADES	AMERIGAS	NA-TRUCK DELIVERY	STC		06/07/2000	PRO	N/A	N/A	8	46.6708
35	PT. EVERGLADES	AMERIGAS	NA-TRUCK DELIVERY	STC		06/22/2000	PRO	N/A	N/A	9	44.9177
36	RIVIERA	AMERIGAS	NA-TRUCK DELIVERY	STC		06/08/2000	PRO	N/A	N/A	6	91.0111
37	RIVIERA	AMERIGAS	NA-TRUCK DELIVERY	STC		06/22/2000	PRO	N/A	N/A	8	90.9409
38	TURKEY POINT	AMERIGAS	NA-TRUCK DELIVERY	STC		06/20/2000	PRO	N/A	N/A	6	45.6372
39	MARTIN	INDIANTOWN	NA-TRUCK DELIVERY	STC		06/13/2000	PRO	N/A	N/A	16	38.2200
40	MARTIN	INDIANTOWN	NA-TRUCK DELIVERY	STC		06/16/2000	PRO	N/A	N/A	10	38.2200
41	MANATEE	SUBURBAN	NA-TRUCK DELIVERY	STC		06/02/2000	PRO	N/A	N/A	4	41.7745
42	SANFORD	SUBURBAN	NA-TRUCK DELIVERY	STC		06/01/2000	PRO	N/A	N/A	9	44.8312
43	MANATEE	SUBURBAN	NA-TRUCK DELIVERY	STC		06/23/2000	PRO	N/A	N/A	5	44.6830

EDITED COPY

MONTHLY REPORT OF COST AND QUALITY OF FUEL OIL FOR ELECTRIC PLANTS
DETAIL OF INVOICE AND TRANSPORTATION CHARGES

FPSC FORM NO. 423-1 (a)

1. REPORTING MONTH: JUN YEAR: 2000

2. REPORTING COMPANY: FLORIDA POWER LIGHT COMPANY

3. NAME, TITLE TELEPHONE NUMBER OF CONTACT PERSON CONCERNING DATA
SUBMITTED ON THIS FORM: RITA MCLELLAN, REGULATORY AFFAIRS, (305) 552 - 4069

4. SIGNATURE OF OFFICIAL SUBMITTING REPORT: *Paul A. Kavan*

5. DATE COMPLETED: 08/16/2000

(A)	(B)	(C)	(D)	(E)	(F)	(G)	(H)	(I)	(J)	(K)	(L)	(M)	(N)	(O)	(P)	(Q)	(R)
LINE NO.	PLANT	SUPPLIER	DELIVERY LOCATION	DELIVERY DATE	TYPE OIL	VOLUME (BBL)	INVOICE PRICE (\$/BBL)	INVOICE AMOUNT (\$)	DISCOUNT (\$)	NET AMOUNT (\$)	NET PRICE (\$/BBL)	QUALITY ADJUST. (\$/BBL)	EFFECTIVE PUR PRICE (\$/BBL)	TRANSP TO TERM (\$/BBL)	ADDITIONAL TRANS CHGS (\$/BBL)	OTHER CHGS (\$/BBL)	DELIVERED PRICE (\$/BBL)
1	MANATEE	COASTAL	PORT MANATEE	06/22/200	F06	275948											28.9007
2	MANATEE	COASTAL	PORT MANATEE	06/29/200	F06	274888											29.7057
3	PT. EVERGLADES	COASTAL	PORT EVERGLADES	06/07/200	F06	160637											27.1642
4	TURKEY POINT	COASTAL	FISHER ISLAND	06/08/200	F06	111235											27.7029
5	FT. MYERS	FAMM	BOCA GRANDE	06/05/200	F06	94569											25.8798
6	FT. MYERS	FAMM	BOCA GRANDE	06/15/200	F06	97790											28.6088
7	FT. MYERS	FAMM	BOCA GRANDE	06/21/200	F06	97513											29.0198
8	FT. MYERS	FAMM	BOCA GRANDE	06/26/200	F06	97015											30.0908
9	CAPE CANAVERAL	NOVARCO	PORT CANAVERAL	06/17/200	F06	155891											29.6490
10	SANFORD	NOVARCO	JACKSONVILLE	06/08/200	F06	231280											28.5591
11	SANFORD	NOVARCO	JACKSONVILLE	06/20/200	F06	72557											30.3596
12	FT. MYERS	COASTAL	BOCA GRANDE	06/28/200	F06	68554											28.6508
13	MARTIN	COASTAL	PALM BEACH	06/08/200	F06	117328											27.2179
14	MARTIN	COASTAL	PALM BEACH	06/12/200	F06	123249											27.3379
15	MANATEE	COASTAL	PORT MANATEE	06/20/200	F06	123433											29.1657
16	PT. EVERGLADES	COASTAL	PORT EVERGLADES	06/26/200	F06	102630											28.8042
17	TURKEY POINT	COASTAL	FISHER ISLAND	06/29/200	F06	126951											30.0479
18	MARTIN	GLENCORE	PALM BEACH	06/20/200	F06	119326											29.3799
19	MARTIN	GLENCORE	PALM BEACH	06/30/200	F06	118082											30.6299
20	MANATEE	GLENCORE	PORT MANATEE	06/10/200	F06	116300											28.0277
21	PT. EVERGLADES	GLENCORE	PORT EVERGLADES	06/01/200	F06	118982											27.0272
22	PT. EVERGLADES	GLENCORE	PORT EVERGLADES	06/05/200	F06	291912											26.3152
23	PT. EVERGLADES	KOCH	PORT EVERGLADES	06/15/200	F06	42436											28.5442
24	MARTIN	NOVARCO	PALM BEACH	06/12/200	F06	116654											28.8779
25	MARTIN	NOVARCO	PALM BEACH	06/26/200	F06	144437											30.0779
26	RIVIERA	NOVARCO	RIVIERA	06/01/200	F06	119997											25.3790
27	RIVIERA	NOVARCO	RIVIERA	06/14/200	F06	144885											28.6320
28	RIVIERA	NOVARCO	RIVIERA	06/24/200	F06	117346											29.8320
29	TURKEY POINT	NOVARCO	FISHER ISLAND	06/02/200	F06	115772											27.3029
30	SANFORD	STEUART	JACKSONVILLE	06/29/200	F06	100200											28.0181

MONTHLY REPORT OF COST AND QUALITY OF FUEL OIL FOR ELECTRIC PLANTS
 DETAIL OF INVOICE AND TRANSPORTATION CHARGES

FPSC FORM NO. 423-1 (a)

1. REPORTING MONTH: JUN YEAR: 2000

2. REPORTING COMPANY: FLORIDA POWER LIGHT COMPANY

3. NAME, TITLE, TELEPHONE NUMBER OF CONTACT PERSON CONCERNING DATA
 SUBMITTED ON THIS FORM: RITA MCLELLAN, REGULATORY AFFAIRS, (305) 552 - 4069

4. SIGNATURE OF OFFICIAL SUBMITTING REPORT: *Paul A. Karns*

5. DATE COMPLETED: 08/16/2000

(A)	(B)	(C)	(D)	(E)	(F)	(G)	(H)	(I)	(J)	(K)	(L)	(M)	(N)	(O)	(P)	(Q)	(R)
LINE NO.	PLANT	SUPPLIER	DELIVERY LOCATION	DELIVERY DATE	TYPE OIL	VOLUME (BBL)	INVOICE PRICE (\$/BBL)	INVOICE AMOUNT (\$)	DISCOUNT (\$)	NET AMOUNT (\$)	NET PRICE (\$/BBL)	QUALITY ADJUST. (\$/BBL)	EFFECTIVE PUR PRICE (\$/BBL)	TRANSP TO TERM (\$/BBL)	ADDITIONAL TRANS CHGS (\$/BBL)	OTHER CHGS (\$/BBL)	DELIVERED PRICE (\$/BBL)
31	PT. EVERGLADES	TOSCO	PORT EVERGLADES	06/14/200	F06	39676											27.5942
32	TURKEY POINT	TOSCO	FISHER ISLAND	06/15/200	F06	90070											28.1329
33	FT. MYERS	COASTAL		06/10/200	FO3	89755											33.1170
34	PT. EVERGLADES	AMERIGAS		06/07/200	PRO	8	46.6708	373	0	373	46.6708	0.0000	46.6708	0.0000	0.0000	0.0000	46.6708
35	PT. EVERGLADES	AMERIGAS		06/22/200	PRO	9	44.9177	404	0	404	44.9177	0.0000	44.9177	0.0000	0.0000	0.0000	44.9177
36	RIVIERA	AMERIGAS		06/08/200	PRO	6	91.0111	546	0	546	91.0111	0.0000	91.0111	0.0000	0.0000	0.0000	91.0111
37	RIVIERA	AMERIGAS		06/22/200	PRO	8	90.9409	728	0	728	90.9409	0.0000	90.9409	0.0000	0.0000	0.0000	90.9409
38	TURKEY POINT	AMERIGAS		06/20/200	PRO	6	45.6372	274	0	274	45.6372	0.0000	45.6372	0.0000	0.0000	0.0000	45.6372
39	MARTIN	INDIANTOWN		06/13/200	PRO	16	38.2200	612	0	612	38.2200	0.0000	38.2200	0.0000	0.0000	0.0000	38.2200
40	MARTIN	INDIANTOWN		06/16/200	PRO	10	38.2200	382	0	382	38.2200	0.0000	38.2200	0.0000	0.0000	0.0000	38.2200
41	MANATEE	SUBURBAN		06/02/200	PRO	4	41.7745	167	0	167	41.7745	0.0000	41.7745	0.0000	0.0000	0.0000	41.7745
42	SANFORD	SUBURBAN		06/01/200	PRO	9	44.8312	403	0	403	44.8312	0.0000	44.8312	0.0000	0.0000	0.0000	44.8312
43	MANATEE	SUBURBAN		06/23/200	PRO	5	44.6830	223	0	223	44.6830	0.0000	44.6830	0.0000	0.0000	0.0000	44.6830

FPSC FORM NO. 423-1(b)

MONTHLY REPORT OF COST AND QUALITY OF FUEL OIL FOR ELECTRIC PLANTS
 REPORT OF ADJUSTMENTS TO PREVIOUS OIL DELIVERIES

1. REPORTING MONTH: JUNE YEAR: 2000

3. NAME, TITLE, & TELEPHONE NUMBER OF CONTACT PERSON CONCERNING DATA
 SUBMITTED ON THIS FORM: RITA McLELLAN, REGULATORY AFFAIRS,

2. REPORTING COMPANY: FLORIDA POWER & LIGHT COMPANY

4. SIGNATURE OF OFFICIAL SUBMITTING REPORT: 

5. DATE COMPLETED: 08/14/2000

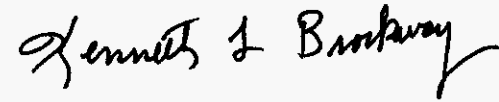
LINE NO.	MONTH REPORTED	FORM PLANT NAME	SUPPLIER	ORIGINAL LINE NUMBER	OLD VOLUME (BBLs)	FORM NO.	COLUMN DESIGNATOR & TITLE	OLD VALUE	NEW VALUE	NEW DELIVERED PRICE (\$/BBL)	REASON FOR REVISION
(A)	(B)	(C)	(D)	(E)	(F)	(G)	(H)	(I)	(J)	(K)	(L)
1	NONE										

**MONTHLY REPORT OF COST AND QUALITY OF COAL FOR ELECTRIC PLANTS
ORIGIN, TONNAGE, DELIVERED PRICE, AND AS RECEIVED QUALITY**

1. Reporting Month: **May** Year: **2000**
 2. Reporting Company: **FLORIDA POWER & LIGHT COMPANY**
 3. Plant Name: **R.W.SCHERER**

4. Name, Title & Telephone Number of Contact Person Concerning Data
 Submitted on this Form: Michael J. Frank, Principal Accountant
 (912) 994-0022, ext. 3904.

5. Signature of Official Submitting Report:



6. Date Completed: 24-Jul-00

Line No.	Supplier Name	Mine Location	Purchase Type	Transport Mode	Tons	Purchase Price (\$/Ton)	Effective Transport Charges (\$/Ton)	Total FOB Plant Price (\$/Ton)	Sulfur Content (%)	Btu Content (Btu/lb)	Ash Content (%)	Moisture Content (%)
(a)	(b)	(c)	(d)	(e)	(f)	(g)	(h)	(i)	(j)	(k)	(l)	(m)
(1)	AEI COAL SALES	08/KY/159	MTC	UR	24,641.44	47.991	12.55	60.541	0.60	12,732	8.41	5.98
(2)	BLUEGRASS DEV.	08/WV/059	MTC	UR	4,562.66	45.114	12.53	57.644	0.63	12,034	12.36	6.59
(3)	KENNECOTT ENERGY	19/WY/005	S	UR	109,660.71	4.641	21.78	26.421	0.24	8,793	5.13	26.64
(4)	JACOBS RANCH	19/WY/005	S	UR	138,684.78	4.088	21.78	25.868	0.37	8,727	5.32	27.80

**MONTHLY REPORT OF COST AND QUALITY OF COAL FOR ELECTRIC PLANTS
DETAILED PURCHASED COAL INVOICE INFORMATION**

1. Reporting Month: **May** Year: **2000**
 2. Reporting Company: **FLORIDA POWER & LIGHT COMPANY**
 3. Plant Name: **R.W.SCHERER**

4. Name, Title & Telephone Number of Contact Person Concerning Data Submitted on this Form: **Michael J. Frank, Principal Accountant (912) 994-0022, ext. 3904.**

5. Signature of Official Submitting Report: *Dennis J. Broadway*

6. Date Completed: **24-Jul-00**

Line No.	Supplier Name	Mine Location	Purch. Type	Tons	FOB Mine Price (\$/Ton)	Shorthaul & Loading Charges (\$/Ton)	Original Invoice Price (\$/Ton)	Retroactive Price Increase (\$/Ton)	Base Price (\$/Ton)	Quality Adjustments (\$/Ton)	Effective Purchase Price (\$/Ton)
(a)	(b)	(c)	(d)	(e)	(f)	(g)	(h)	(i)	(j)	(k)	(l)
(1)	AEI COAL SALES	08/KY/159	MTC	24,641.44	44.694	-	44.694	-	44.694	3.297	47.991
(2)	BLUEGRASS DEV.	08/WV/059	MTC	4,562.66	44.961	-	44.961	-	44.961	0.153	45.114
(3)	KENNECOTT ENERGY	19/WY/005	S	109,660.71	4.644	-	4.644	-	4.644	(0.003)	4.641
(4)	JACOBS RANCH	19/WY/005	S	138,684.78	4.227	-	4.227	-	4.227	(0.139)	4.088

**MONTHLY REPORT OF COST AND QUALITY OF COAL FOR ELECTRIC PLANTS
DETAILED TRANSPORTATION INVOICE INFORMATION**

1. Reporting Month: **May** Year: **2000**
 2. Reporting Company: **FLORIDA POWER & LIGHT COMPANY**
 3. Plant Name: **R.W.SCHERER**

4. Name, Title & Telephone Number of Contact Person Concerning Data Submitted on this Form: **Michael J. Frank, Principal Accountant (912) 994-0022, ext. 3904.**

5. Signature of Official Submitting Report: *Kenneth L Broadway*

6. Date Completed: **24-Jul-00**

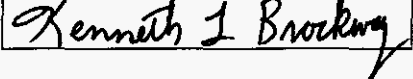
Line No.	Supplier Name	Mine Location	Shipping Point	Transport Mode	Tons	Effective Purchase Price (\$/Ton)	Additional Shorthaul & Loading Charges (\$/Ton)	Rail Charges		Waterborne Charges					Total Transportation Charges (\$/Ton)	FOB Plant Price (\$/Ton)
								Rail Rate (\$/Ton)	Other Rail Charges (\$/Ton)	River Barge Rate (\$/Ton)	Trans-loading Rate (\$/Ton)	Ocean Barge Rate (\$/Ton)	Other Water Charges (\$/Ton)	Other Related Charges (\$/Ton)		
(a)	(b)	(c)	(d)	(e)	(f)	(g)	(h)	(i)	(j)	(k)	(l)	(m)	(n)	(o)	(p)	(q)
(1)	AEI COAL SALES	08/KY/159	PONTIKI, KY.	UR	24,641.44	47.991	-	12.55	-	-	-	-	-	-	12.55	60.541
(2)	BLUEGRASS DEV.	08/WV/059	MARROWBONE, WV.	UR	4,562.66	45.114	-	12.53	-	-	-	-	-	-	12.53	57.644
(3)	KENNECOTT ENERGY	19/WY/005	CONVERSE JCTN WY	UR	109,660.71	4.641	-	21.78	-	-	-	-	-	-	21.78	26.421
(4)	JACOBS RANCH	19/WY/005	JACOBS JCTN, WY.	UR	138,684.78	4.088	-	21.78	-	-	-	-	-	-	21.78	25.868

**MONTHLY REPORT OF COST AND QUALITY OF COAL FOR ELECTRIC PLANTS
ORIGIN, TONNAGE, DELIVERED PRICE AND AS RECEIVED QUALITY**

1. Report For Month/Yr: **June 2000**

4. Name, Title & Telephone Number of Contact
Person Concerning Data Submitted on this Form: **Rita McLellan (305) 552-4069**

2. Reporting Company: **Florida Power & Light**

5. Signature of Official Submitting Report: 

3. Plant Name: **St. Johns River Power Park (SJRPP)**

6. Date Completed: **July 5, 2000**

Line No.	Supplier Name	Mine Location	Purchase Type	Transportation Mode	Tons	Effective Purchase Price (\$/Ton)	Total Trans Cost (\$/Ton)	FOB Plant Price (\$/Ton)	As Received Coal Quality			
									Sulfur Content (%)	Btu Content (Btu/lb)	Ash Content (%)	Moisture Content (%)
(a)	(b)	(c)	(d)	(e)	(f)	(g)	(h)	(i)	(j)	(k)	(l)	(m)
1	James River Coal Sales, Inc.	08,KY,095	LTC	UR	18,138	28.60	16.83	45.43	1.47	12,767	9.20	5.40
2	Intercor	45,IM,999	LTC	OC	18,058	35.98	0.00	35.98	0.62	11,850	7.10	11.30
3	Koch Carbon Inc.	, ,	S	OC	6,194	12.50	0.00	12.50	5.97	14,546	0.40	4.70
4	Consolidation Coal Company	08,KY,133	S	UR	7,950	23.35	17.71	41.06	1.16	12,897	7.80	6.30
5	Arch Coal Sales	08,KY,195	LTC	UR	3,744	24.64	16.65	41.29	1.53	12,773	10.10	5.30

**MONTHLY REPORT OF COST AND QUALITY OF COAL FOR ELECTRIC PLANTS
DETAIL OF INVOICE PURCHASE PRICE**

1. Report For Month/Yr: **June 2000**

4. Name, Title & Telephone Number of Contact
Person Concerning Data Submitted on this Form: **Rita McLellan (305) 552-4069**

2. Reporting Company: **Florida Power & Light**

5. Signature of Official Submitting Report: *Kenneth J. Broadway*

3. Plant Name: **St. Johns River Power Park (SJRPP)**

6. Date Completed: **July 5, 2000**

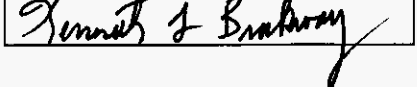
Line No.	Supplier Name	Mine Location	Purchase Type	Tons	FOB Mine Price (\$/Ton)	Short Haul & Loading Charge (\$/Ton)	Original Invoice Price (\$/Ton)	Retro-active Price Increases (\$/Ton)	Base Price (\$/Ton)	Quality Adjustments (\$/Ton)	Effective Purchase Price (\$/Ton)
(a)	(b)	(c)	(d)	(e)	(f)	(g)	(h)	(i)	(j)	(k)	(l)
1	James River Coal Sales,	08,KY,095	LTC	18,138	28.60	0.00	28.60	0.00	28.60	0.00	28.60
2	Intercor	45,IM,999	LTC	18,058	35.98	0.00	35.98	0.00	35.98	0.00	35.98
3	Koch Carbon Inc.	, ,	S	6,194	12.50	0.00	12.50	0.00	12.50	0.00	12.50
4	Consolidation Coal Compa	08,KY,133	S	7,950	23.35	0.00	23.35	0.00	23.35	0.00	23.35
5	Arch Coal Sales	08,KY,195	LTC	3,744	24.64	0.00	24.64	0.00	24.64	0.00	24.64

**MONTHLY REPORT OF COST AND QUALITY OF COAL FOR ELECTRIC PLANTS
DETAIL OF TRANSPORTATION CHARGES**

1. Report For Month/Yr: **June 2000**

4. Name, Title & Telephone Number of Contact
Person Concerning Data Submitted on this Form: **Rita McLellan (305) 552-4069**

2. Reporting Company: **Florida Power & Light**

5. Signature of Official Submitting Report: 

3. Plant Name: **St. Johns River Power Park (SJRPP)**

6. Date Completed: **July 5, 2000**

Line No.	Supplier Name	Mine Location	Shipping Point	Transportation Mode	Tons	Effective Purchase Price (\$/Ton)	Short Haul & Loading Charge (\$/Ton)	Rail Charges			Waterborne Charges				Total Transport Charges (\$/Ton)	FOB Plant Price (\$/Ton)
								Rail Rate (\$/Ton)	Other Rail Charges (\$/Ton)	River Barge Rate (\$/Ton)	Trans-loading Rate (\$/Ton)	Ocean Barge Rate (\$/Ton)	Other Water Charges (\$/Ton)	Related Charges (\$/Ton)		
(a)	(b)	(c)	(d)	(e)	(f)	(g)	(h)	(i)	(j)	(k)	(l)	(m)	(n)	(o)	(p)	(q)
1	James River Coal Sales,	08,KY,095	CLOVER	UR	18,138	28.60	0.00	16.83	0.00	0.00	0.00	0.00	0.00	0.00	16.83	45.43
2	Intercor	45,IM,999	EL CERREJON	OC	18,058	35.98	0.00	0.00	0.00	0.00	0.00	0.00	0.00	0.00	0.00	35.98
3	Koch Carbon Inc.	, ,	KOCH CARBON	OC	6,194	12.50	0.00	0.00	0.00	0.00	0.00	0.00	0.00	0.00	0.00	12.50
4	Consolidation Coal Compa	08,KY,133	MILL CREEK	UR	7,950	23.35	0.00	17.71	0.00	0.00	0.00	0.00	0.00	0.00	17.71	41.06
5	Arch Coal Sales	08,KY,195	PRAISE	UR	3,744	24.64	0.00	16.65	0.00	0.00	0.00	0.00	0.00	0.00	16.65	41.29

CERTIFICATE OF SERVICE

I, THE UNDERSIGNED COUNSEL, HEREBY CERTIFY that copies of Florida Power & Light Company's Forms 423-1, 423-1(a) edited, and 423-1(b) for the month of June 2000; 423-2, 423-2(a), and 423-2(b) for the month of May 2000 for Plant Scherer; and 423-2, 423-2(a), and 423-2(b) for the month of June 2000 for St. Johns River Power Park, have been served via first class mail, postage prepaid to the parties listed below, this 1st day of September, 2000:

Bob Elias, Chief
Bureau of Electric & Gas
Division of Legal Services
Florida Public Service Commission
Gerald L. Gunter Building - Third Floor
2540 Shumard Oak Boulevard
Tallahassee, FL 32399-0850

G. Edison Holland, Esquire
Beggs & Lane
P.O. Box 12950
Pensacola, FL 32576

Major Gary A. Enders
United States Air Force
HQ USAF/ULT, STOP 21
Tyndall AFB, FL 32403-6001

Kenneth Hoffman, Esquire
Rutledge, Ecenia, Underwood
Purnell & Hoffman, P.A.
P.O. Box 551
Tallahassee, FL 32301-0551

Occidental Chemical Corporation
Energy Group
P.O. Box 809050
Dallas, TX 75380-9050

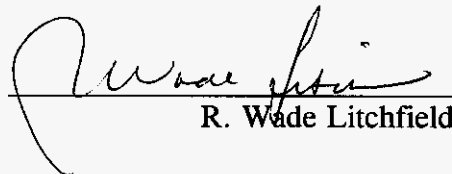
Joseph A. McGlothlin, Esquire
Vicki Gordon Kaufman, Esquire
McWhirter, Reeves, McGlothlin,
Davidson, Etc.
117 S. Gadsden Street
Tallahassee, FL 32301

Jack Shreve, Esquire
Office of Public Counsel
111 W. Madison Street
Room 812
Tallahassee, FL 32399-1400

Lee L. Wills, Esquire
James D. Beasley, Esquire
Ausley, McMullen, McGehee,
Carothers & Proctor
P.O. Box 391
Tallahassee, FL 32302

Lee G. Schmudde, Esquire
Reedy Creek Utilities, Inc.
P.O. Box 40
Lake Buena Vista, FL 32830

James A. McGee, Esquire
P.O. Box 14042
St. Petersburg, FL 33733



R. Wade Litchfield