

ORIGINAL

AUSLEY & McMULLEN

ATTORNEYS AND COUNSELORS AT LAW

227 SOUTH CALHOUN STREET  
P.O. BOX 391 (ZIP 32302)  
TALLAHASSEE, FLORIDA 32301  
(850) 224-9115 FAX (850) 222-7560

September 15, 2000

HAND DELIVERED

030001-EI

Ms. Blanca S. Bayo, Director  
Division of Records and Reporting  
Florida Public Service Commission  
2540 Shumard Oak Boulevard  
Tallahassee, FL 32399-0850

Re: Fuel and Purchased Power Cost Recovery Case  
and Generating Performance Incentive Factor  
FPSC Docket No. 000001-EI

DECLASSIFIED  
12.28.02

REQUEST FOR SPECIFIED CONFIDENTIAL TREATMENT  
(CONFIDENTIAL DOCUMENTS ATTACHED)

Dear Ms. Bayo:

We submit herewith a single confidential set of Tampa Electric Company's highlighted 423 Forms for the month of July 2000 and request specified confidential treatment of Forms 423-1(a), 423-2, 423-2(a) and 423-2(b). Our request is made pursuant to Section 366.093, Fla. Stat., for the reasons detailed in the document entitled "Tampa Electric Company's Request for Specified Confidential Treatment", which document was filed under separate cover (copy enclosed). The sensitive information contained in these forms has been highlighted in yellow.

Please acknowledge receipt and filing of the above by stamping the duplicate copy of this letter and returning same to this writer.

Thank you for your assistance in connection with this matter.

Sincerely,

*James D. Beasley*  
James D. Beasley

JDB/pp  
Enclosures

cc: All Parties of Record (w/o enc.)

RECEIVED & FILED

*[Signature]*  
FPSC-BUREAU OF RECORDS

DOCUMENT NUMBER-DATE


11616 SEP 15 8

FPSC-RECORDS/REPORTING

MONTHLY REPORT OF COST AND QUALITY OF FUEL OIL FOR ELECTRIC PLANTS  
ORIGIN, VOLUME, DELIVERED PRICE AND AS RECEIVED QUALITY

1. Reporting Month: July Year: 2000  
2. Reporting Company: Tampa Electric Company

3. Name, Title & Telephone Number of Contact Person Concerning Data  
Submitted on this Form: Jeffrey Chronister, Director Financial Reporting  
(813) - 228 - 1609

4. Signature of Official Submitting Report:   
Jeffrey Chronister, Director Financial Reporting

6. Date Completed: September 15, 2000

Line No. (a)	Plant Name (b)	Supplier Name (c)	Shipping Point (d)	Purchase Type (e)	Delivery Location (f)	Delivery Date (g)	Type Oil (h)	Sulfur Content % (i)	BTU Content (BTU/Gal) (j)	Volume (Bbls) (k)	Delivered Price (\$/Bbl) (l)
1.	Gannon	Central	Tampa	MTC	Gannon	07/03/00	F02	*	*	355.55	\$36.8030
2.	Gannon	Central	Tampa	MTC	Gannon	07/05/00	F02	*	*	532.10	\$36.8029
3.	Gannon	Central	Tampa	MTC	Gannon	07/06/00	F02	*	*	100.83	\$36.8044
4.	Gannon	Central	Tampa	MTC	Gannon	07/07/00	F02	*	*	176.55	\$36.8031
5.	Gannon	Central	Tampa	MTC	Gannon	07/08/00	F02	*	*	728.05	\$36.8031
6.	Gannon	Central	Tampa	MTC	Gannon	07/10/00	F02	*	*	353.17	\$36.3871
7.	Gannon	Central	Tampa	MTC	Gannon	07/11/00	F02	*	*	364.59	\$36.3880
8.	Gannon	Central	Tampa	MTC	Gannon	07/13/00	F02	*	*	352.98	\$37.3870
9.	Gannon	Central	Tampa	MTC	Gannon	07/15/00	F02	*	*	531.55	\$38.3873
10.	Gannon	Central	Tampa	MTC	Gannon	07/17/00	F02	*	*	655.50	\$38.5143
11.	Gannon	Central	Tampa	MTC	Gannon	07/18/00	F02	*	*	881.69	\$35.5143
12.	Gannon	Central	Tampa	MTC	Gannon	07/19/00	F02	*	*	705.81	\$35.5142
13.	Gannon	Central	Tampa	MTC	Gannon	07/21/00	F02	*	*	353.10	\$42.5138
14.	Gannon	Central	Tampa	MTC	Gannon	07/22/00	F02	*	*	353.38	\$42.5144
15.	Gannon	Central	Tampa	MTC	Gannon	07/24/00	F02	*	*	352.69	\$42.8906
16.	Gannon	Central	Tampa	MTC	Gannon	07/28/00	F02	*	*	352.86	\$34.8903
17.	Gannon	Central	Tampa	MTC	Gannon	07/31/00	F02	*	*	473.62	\$33.5998
18.	Big Bend	Central	Tampa	MTC	Big Bend	07/10/00	F02	*	*	10,217.83	\$36.3875
19.	Big Bend	Central	Tampa	MTC	Big Bend	07/14/00	F02	*	*	11,178.11	\$36.3875
20.	Big Bend	Central	Tampa	MTC	Big Bend	07/19/00	F02	*	*	10,748.39	\$35.4946
21.	Big Bend	Central	Tampa	MTC	Big Bend	07/20/00	F02	*	*	2,116.93	\$35.5142
22.	Big Bend	Central	Tampa	MTC	Big Bend	07/21/00	F02	*	*	1,765.86	\$35.5142
23.	Big Bend	Central	Tampa	MTC	Big Bend	07/22/00	F02	*	*	2,375.21	\$35.5143
24.	Big Bend	Central	Tampa	MTC	Big Bend	07/23/00	F02	*	*	529.14	\$34.8908
25.	Big Bend	Central	Tampa	MTC	Big Bend	07/24/00	F02	*	*	1,701.57	\$34.8906

\* No analysis Taken

MONTHLY REPORT OF COST AND QUALITY OF FUEL OIL FOR ELECTRIC PLANTS  
ORIGIN, VOLUME, DELIVERED PRICE AND AS RECEIVED QUALITY

1. Reporting Month: July Year: 2000

2. Reporting Company: Tampa Electric Company

3. Name, Title & Telephone Number of Contact Person Concerning Data  
Submitted on this Form: Jeffrey Chronister, Director Financial Reporting  
(813) - 228 - 1609

4. Signature of Official Submitting Report:   
Jeffrey Chronister, Director Financial Reporting

6. Date Completed: September 15, 2000

Line No. (a)	Plant Name (b)	Supplier Name (c)	Shipping Point (d)	Purchase Type (e)	Delivery Location (f)	Delivery Date (g)	Type Oil (h)	Sulfur Content % (i)	BTU Content (BTU/Gal) (j)	Volume (Bbls) (k)	Delivered Price (\$/Bbl) (l)
26.	Big Bend	Central	Tampa	MTC	Big Bend	07/25/00	F02	*	*	3,444.55	\$34.8906
27.	Big Bend	Central	Tampa	MTC	Big Bend	07/26/00	F02	*	*	2,058.76	\$34.8906
28.	Big Bend	Central	Tampa	MTC	Big Bend	07/27/00	F02	*	*	10,190.79	\$34.8135
29.	Polk	BP	Tampa	MTC	Polk	07/07/00	F02	*	*	2,469.48	\$36.7211
30.	Polk	BP	Tampa	MTC	Polk	07/08/00	F02	*	*	528.79	\$36.7209
31.	Polk	BP	Tampa	MTC	Polk	07/10/00	F02	*	*	352.69	\$36.3012
32.	Polk	BP	Tampa	MTC	Polk	07/12/00	F02	*	*	2,291.79	\$36.4061
33.	Polk	BP	Tampa	MTC	Polk	07/13/00	F02	*	*	705.19	\$37.2462
34.	Polk	BP	Tampa	MTC	Polk	07/14/00	F02	*	*	1,938.17	\$36.9311
35.	Polk	BP	Tampa	MTC	Polk	07/15/00	F02	*	*	2,291.83	\$36.9312
36.	Polk	BP	Tampa	MTC	Polk	07/16/00	F02	*	*	528.95	\$36.9314
37.	Polk	BP	Tampa	MTC	Polk	07/17/00	F02	*	*	528.76	\$36.0913
38.	Polk	BP	Tampa	MTC	Polk	07/20/00	F02	*	*	3,544.17	\$36.1962
39.	Polk	BP	Tampa	MTC	Polk	07/21/00	F02	*	*	3,175.12	\$35.0412
40.	Polk	BP	Tampa	MTC	Polk	07/22/00	F02	*	*	3,173.40	\$35.0412
41.	Polk	BP	Tampa	MTC	Polk	07/23/00	F02	*	*	881.02	\$35.0413
42.	Polk	BP	Tampa	MTC	Polk	07/28/00	F02	*	*	1,232.31	\$35.5662
43.	Polk	BP	Tampa	MTC	Polk	07/29/00	F02	*	*	2,993.83	\$35.5662
44.	Polk	BP	Tampa	MTC	Polk	07/30/00	F02	*	*	528.58	\$35.5640
45.	Phillips	Central	Tampa	MTC	Phillips	07/21/00	F02	*	*	184.36	\$36.5117
46.	Phillips	Central	Tampa	MTC	Phillips	07/24/00	F02	*	*	176.48	\$35.8877
47.	Phillips	Central	Tampa	MTC	Phillips	07/25/00	F02	*	*	176.36	\$35.8879
48.	Hookers Point	Coastal	Tampa	MTC	Hookers Point	07/08/00	F06	*	*	86,162.91	\$30.5300
49.	Phillips	Central	Tampa	MTC	Phillips	07/03/00	F06	*	*	922.45	\$28.9588
50.	Phillips	Central	Tampa	MTC	Phillips	07/05/00	F06	*	*	765.77	\$28.9578


\* No analysis taken.  
FPSC FORM 423-1 (2/87)

MONTHLY REPORT OF COST AND QUALITY OF FUEL OIL FOR ELECTRIC PLANTS  
ORIGIN, VOLUME, DELIVERED PRICE AND AS RECEIVED QUALITY

1. Reporting Month: July Year: 2000

2. Reporting Company: Tampa Electric Company

3. Name, Title & Telephone Number of Contact Person Concerning Data  
Submitted on this Form: Jeffrey Chronister, Director Financial Reporting  
(813) - 228 - 1609

4. Signature of Official Submitting Report:   
Jeffrey Chronister, Director Financial Reporting

6. Date Completed: September 15, 2000


Line No.	Plant Name	Supplier Name	Shipping Point	Purchase Type	Delivery Location	Delivery Date	Type Oil	Sulfur Content %	BTU Content (BTU/Gal)	Volume (Bbls)	Delivered Price (\$/Bbl)
(a)	(b)	(c)	(d)	(e)	(f)	(g)	(h)	(i)	(j)	(k)	(l)
51.	Phillips	Central	Tampa	MTC	Phillips	07/06/00	F06	*	*	607.00	\$28.9582
52.	Phillips	Central	Tampa	MTC	Phillips	07/07/00	F06	*	*	298.52	\$28.9592
53.	Phillips	Central	Tampa	MTC	Phillips	07/10/00	F06	*	*	1,052.36	\$28.5622
54.	Phillips	Central	Tampa	MTC	Phillips	07/11/00	F06	*	*	1,058.69	\$28.5625
55.	Phillips	Central	Tampa	MTC	Phillips	07/12/00	F06	*	*	747.12	\$28.5622
56.	Phillips	Central	Tampa	MTC	Phillips	07/13/00	F06	*	*	894.40	\$28.5644
57.	Phillips	Central	Tampa	MTC	Phillips	07/14/00	F06	*	*	746.86	\$28.5622
58.	Phillips	Central	Tampa	MTC	Phillips	07/17/00	F06	*	*	1,199.26	\$26.0573
59.	Phillips	Central	Tampa	MTC	Phillips	07/18/00	F06	*	*	896.60	\$26.0575
60.	Phillips	Central	Tampa	MTC	Phillips	07/19/00	F06	*	*	451.19	\$26.0575
61.	Phillips	Central	Tampa	MTC	Phillips	07/20/00	F06	*	*	1,066.88	\$26.0577
62.	Phillips	Central	Tampa	MTC	Phillips	07/21/00	F06	*	*	775.88	\$26.0578
63.	Phillips	Central	Tampa	MTC	Phillips	07/24/00	F06	*	*	1,085.23	\$25.8597
64.	Phillips	Central	Tampa	MTC	Phillips	07/25/00	F06	*	*	779.33	\$25.8598
65.	Phillips	Central	Tampa	MTC	Phillips	07/26/00	F06	*	*	1,077.08	\$25.8595
66.	Phillips	Central	Tampa	MTC	Phillips	07/27/00	F06	*	*	629.64	\$25.8599
67.	Phillips	Central	Tampa	MTC	Phillips	07/28/00	F06	*	*	618.67	\$25.8595
68.	Phillips	Central	Tampa	MTC	Phillips	07/31/00	F06	*	*	937.71	\$26.7004

MONTHLY REPORT OF COST AND QUALITY OF FUEL OIL FOR ELECTRIC PLANTS  
 DETAIL OF INVOICE AND TRANSPORTATION CHARGES

1. Reporting Month: July Year: 2000

2. Reporting Company: Tampa Electric Company

3. Name, Title & Telephone Number of Contact Person Concerning Data  
 Submitted on this Form: Jeffrey Chronister, Director Financial Reporting  
 (813) - 228 - 1609

4. Signature of Official Submitting Report:   
 Jeffrey Chronister, Director Financial Reporting

6. Date Completed: September 15, 2000

Line No.	Plant Name	Supplier Name	Delivery Location	Delivery Date	Type Oil	Volume (Bbls)	Invoice Price (\$/Bbl)	Invoice Amount \$	Discount \$	Net Amount \$	Net Price (\$/Bbl)	Quality Adj. (\$/Bbl)	Effective Purchase Price (\$/Bbl)	Transport to Terminal (\$/Bbl)	Add'l Transport Charges (\$/Bbl)	Other Charges (\$/Bbl)	Delivered Price (\$/Bbl)
(a)	(b)	(c)	(d)	(e)	(f)	(g)	(h)	(i)	(j)	(k)	(l)	(m)	(n)	(o)	(p)	(q)	(r)
1.	Gannon	Central	Gannon	07/03/00	F02	355.55	\$36.8030	\$13,085.31	\$0.0000	\$13,085.31	\$36.8030	\$0.0000	\$36.8030	\$0.0000	\$0.0000	\$0.0000	\$36.8030
2.	Gannon	Central	Gannon	07/05/00	F02	532.10	\$36.8029	\$19,582.84	\$0.0000	\$19,582.84	\$36.8029	\$0.0000	\$36.8029	\$0.0000	\$0.0000	\$0.0000	\$36.8029
3.	Gannon	Central	Gannon	07/06/00	F02	100.83	\$36.8044	\$3,710.99	\$0.0000	\$3,710.99	\$36.8044	\$0.0000	\$36.8044	\$0.0000	\$0.0000	\$0.0000	\$36.8044
4.	Gannon	Central	Gannon	07/07/00	F02	176.55	\$36.8031	\$6,497.59	\$0.0000	\$6,497.59	\$36.8031	\$0.0000	\$36.8031	\$0.0000	\$0.0000	\$0.0000	\$36.8031
5.	Gannon	Central	Gannon	07/08/00	F02	728.05	\$36.8031	\$26,794.52	\$0.0000	\$26,794.52	\$36.8031	\$0.0000	\$36.8031	\$0.0000	\$0.0000	\$0.0000	\$36.8031
6.	Gannon	Central	Gannon	07/10/00	F02	353.17	\$36.3871	\$12,850.84	\$0.0000	\$12,850.84	\$36.3871	\$0.0000	\$36.3871	\$0.0000	\$0.0000	\$0.0000	\$36.3871
7.	Gannon	Central	Gannon	07/11/00	F02	364.59	\$36.3880	\$13,266.70	\$0.0000	\$13,266.70	\$36.3880	\$0.0000	\$36.3880	\$0.0000	\$0.0000	\$0.0000	\$36.3880
8.	Gannon	Central	Gannon	07/13/00	F02	352.98	\$36.3870	\$12,843.90	\$0.0000	\$12,843.90	\$36.3870	\$1.0000	\$37.3870	\$0.0000	\$0.0000	\$0.0000	\$37.3870
9.	Gannon	Central	Gannon	07/15/00	F02	531.55	\$36.3873	\$19,341.67	\$0.0000	\$19,341.67	\$36.3873	\$2.0000	\$38.3873	\$0.0000	\$0.0000	\$0.0000	\$38.3873
10.	Gannon	Central	Gannon	07/17/00	F02	655.50	\$35.5143	\$23,279.60	\$0.0000	\$23,279.60	\$35.5143	\$3.0000	\$38.5143	\$0.0000	\$0.0000	\$0.0000	\$38.5143
11.	Gannon	Central	Gannon	07/18/00	F02	881.69	\$35.5143	\$31,312.59	\$0.0000	\$31,312.59	\$35.5143	\$0.0000	\$35.5143	\$0.0000	\$0.0000	\$0.0000	\$35.5143
12.	Gannon	Central	Gannon	07/19/00	F02	705.81	\$35.5142	\$25,066.31	\$0.0000	\$25,066.31	\$35.5142	\$0.0000	\$35.5142	\$0.0000	\$0.0000	\$0.0000	\$35.5142
13.	Gannon	Central	Gannon	07/21/00	F02	353.10	\$35.5138	\$12,539.93	\$0.0000	\$12,539.93	\$35.5138	\$7.0000	\$42.5138	\$0.0000	\$0.0000	\$0.0000	\$42.5138
14.	Gannon	Central	Gannon	07/22/00	F02	353.38	\$35.5144	\$12,550.07	\$0.0000	\$12,550.07	\$35.5144	\$7.0000	\$42.5144	\$0.0000	\$0.0000	\$0.0000	\$42.5144
15.	Gannon	Central	Gannon	07/24/00	F02	352.69	\$34.8906	\$12,305.57	\$0.0000	\$12,305.57	\$34.8906	\$8.0000	\$42.8906	\$0.0000	\$0.0000	\$0.0000	\$42.8906
16.	Gannon	Central	Gannon	07/28/00	F02	352.86	\$34.8903	\$12,311.39	\$0.0000	\$12,311.39	\$34.8903	\$0.0000	\$34.8903	\$0.0000	\$0.0000	\$0.0000	\$34.8903
17.	Gannon	Central	Gannon	07/31/00	F02	473.62	\$33.5998	\$15,913.56	\$0.0000	\$15,913.56	\$33.5998	\$0.0000	\$33.5998	\$0.0000	\$0.0000	\$0.0000	\$33.5998
18.	Big Bend	Central	Big Bend	07/10/00	F02	10,217.83	\$36.3875	\$371,800.84	\$0.0000	\$371,800.84	\$36.3875	\$0.0000	\$36.3875	\$0.0000	\$0.0000	\$0.0000	\$36.3875
19.	Big Bend	Central	Big Bend	07/14/00	F02	11,178.11	\$36.3875	\$406,742.99	\$0.0000	\$406,742.99	\$36.3875	\$0.0000	\$36.3875	\$0.0000	\$0.0000	\$0.0000	\$36.3875
20.	Big Bend	Central	Big Bend	07/19/00	F02	10,748.39	\$35.4946	\$381,510.07	\$0.0000	\$381,510.07	\$35.4946	\$0.0000	\$35.4946	\$0.0000	\$0.0000	\$0.0000	\$35.4946
21.	Big Bend	Central	Big Bend	07/20/00	F02	2,116.93	\$35.5142	\$75,181.18	\$0.0000	\$75,181.18	\$35.5142	\$0.0000	\$35.5142	\$0.0000	\$0.0000	\$0.0000	\$35.5142
22.	Big Bend	Central	Big Bend	07/21/00	F02	1,765.86	\$35.5142	\$62,713.14	\$0.0000	\$62,713.14	\$35.5142	\$0.0000	\$35.5142	\$0.0000	\$0.0000	\$0.0000	\$35.5142
23.	Big Bend	Central	Big Bend	07/22/00	F02	2,375.21	\$35.5143	\$84,354.02	\$0.0000	\$84,354.02	\$35.5143	\$0.0000	\$35.5143	\$0.0000	\$0.0000	\$0.0000	\$35.5143
24.	Big Bend	Central	Big Bend	07/23/00	F02	529.14	\$34.8908	\$18,462.10	\$0.0000	\$18,462.10	\$34.8908	\$0.0000	\$34.8908	\$0.0000	\$0.0000	\$0.0000	\$34.8908
25.	Big Bend	Central	Big Bend	07/24/00	F02	1,701.57	\$34.8906	\$59,368.81	\$0.0000	\$59,368.81	\$34.8906	\$0.0000	\$34.8906	\$0.0000	\$0.0000	\$0.0000	\$34.8906

CONFIDENTIAL

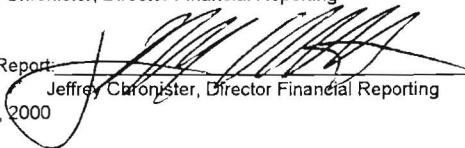
MONTHLY REPORT OF COST AND QUALITY OF FUEL OIL FOR ELECTRIC PLANTS  
DETAIL OF INVOICE AND TRANSPORTATION CHARGES

1. Reporting Month: July Year: 2000

2. Reporting Company: Tampa Electric Company

3. Name, Title & Telephone Number of Contact Person Concerning Data  
Submitted on this Form: Jeffrey Chronister, Director Financial Reporting  
(813) - 228 - 1609

4. Signature of Official Submitting Report:

  
Jeffrey Chronister, Director Financial Reporting

6. Date Completed: September 15, 2000


Line No. (a)	Plant Name (b)	Supplier Name (c)	Delivery Location (d)	Delivery Date (e)	Type (f)	Volume (Bbls) (g)	Invoice Price (\$/Bbl) (h)	Invoice Amount \$ (i)	Discount \$ (j)	Net Amount \$ (k)	Net Price (\$/Bbl) (l)	Quality Adjust. (\$/Bbl) (m)	Effective Purchase Price (\$/Bbl) (n)	Transport to Terminal (\$/Bbl) (o)	Add'l Transport Charges (\$/Bbl) (p)	Other Charges (\$/Bbl) (q)	Delivered Price (\$/Bbl) (r)
26.	Big Bend	Central	Big Bend	07/25/00	F02	3,444.55	\$34.8906	120,182.25	\$0.0000	\$120,182.25	\$34.8906	\$0.0000	\$34.8906	\$0.0000	\$0.0000	\$0.0000	\$34.8906
27.	Big Bend	Central	Big Bend	07/26/00	F02	2,058.76	\$34.8906	71,831.39	\$0.0000	\$71,831.39	\$34.8906	\$0.0000	\$34.8906	\$0.0000	\$0.0000	\$0.0000	\$34.8906
28.	Big Bend	Central	Big Bend	07/27/00	F02	10,190.79	\$34.8135	354,777.32	\$0.0000	\$354,777.32	\$34.8135	\$0.0000	\$34.8135	\$0.0000	\$0.0000	\$0.0000	\$34.8135
29.	Polk	BP	Polk	07/07/00	F02	2,469.48	\$36.7211	90,682.09	\$0.0000	\$90,682.09	\$36.7211	\$0.0000	\$36.7211	\$0.0000	\$0.0000	\$0.0000	\$36.7211
30.	Polk	BP	Polk	07/08/00	F02	528.79	\$36.7209	19,417.64	\$0.0000	\$19,417.64	\$36.7209	\$0.0000	\$36.7209	\$0.0000	\$0.0000	\$0.0000	\$36.7209
31.	Polk	BP	Polk	07/10/00	F02	352.69	\$36.3012	12,803.08	\$0.0000	\$12,803.08	\$36.3012	\$0.0000	\$36.3012	\$0.0000	\$0.0000	\$0.0000	\$36.3012
32.	Polk	BP	Polk	07/12/00	F02	2,291.79	\$36.4061	83,435.16	\$0.0000	\$83,435.16	\$36.4061	\$0.0000	\$36.4061	\$0.0000	\$0.0000	\$0.0000	\$36.4061
33.	Polk	BP	Polk	07/13/00	F02	705.19	\$37.2462	26,265.65	\$0.0000	\$26,265.65	\$37.2462	\$0.0000	\$37.2462	\$0.0000	\$0.0000	\$0.0000	\$37.2462
34.	Polk	BP	Polk	07/14/00	F02	1,938.17	\$36.9311	71,578.79	\$0.0000	\$71,578.79	\$36.9311	\$0.0000	\$36.9311	\$0.0000	\$0.0000	\$0.0000	\$36.9311
35.	Polk	BP	Polk	07/15/00	F02	2,291.83	\$36.9312	84,640.12	\$0.0000	\$84,640.12	\$36.9312	\$0.0000	\$36.9312	\$0.0000	\$0.0000	\$0.0000	\$36.9312
36.	Polk	BP	Polk	07/16/00	F02	528.95	\$36.9314	19,534.84	\$0.0000	\$19,534.84	\$36.9314	\$0.0000	\$36.9314	\$0.0000	\$0.0000	\$0.0000	\$36.9314
37.	Polk	BP	Polk	07/17/00	F02	528.76	\$36.0913	19,083.64	\$0.0000	\$19,083.64	\$36.0913	\$0.0000	\$36.0913	\$0.0000	\$0.0000	\$0.0000	\$36.0913
38.	Polk	BP	Polk	07/20/00	F02	3,544.17	\$36.1962	128,285.32	\$0.0000	\$128,285.32	\$36.1962	\$0.0000	\$36.1962	\$0.0000	\$0.0000	\$0.0000	\$36.1962
39.	Polk	BP	Polk	07/21/00	F02	3,175.12	\$35.0412	111,259.93	\$0.0000	\$111,259.93	\$35.0412	\$0.0000	\$35.0412	\$0.0000	\$0.0000	\$0.0000	\$35.0412
40.	Polk	BP	Polk	07/22/00	F02	3,173.40	\$35.0412	111,199.90	\$0.0000	\$111,199.90	\$35.0412	\$0.0000	\$35.0412	\$0.0000	\$0.0000	\$0.0000	\$35.0412
41.	Polk	BP	Polk	07/23/00	F02	881.02	\$35.0413	30,872.11	\$0.0000	\$30,872.11	\$35.0413	\$0.0000	\$35.0413	\$0.0000	\$0.0000	\$0.0000	\$35.0413
42.	Polk	BP	Polk	07/28/00	F02	1,232.31	\$35.5662	43,828.57	\$0.0000	\$43,828.57	\$35.5662	\$0.0000	\$35.5662	\$0.0000	\$0.0000	\$0.0000	\$35.5662
43.	Polk	BP	Polk	07/29/00	F02	2,993.83	\$35.5662	106,479.26	\$0.0000	\$106,479.26	\$35.5662	\$0.0000	\$35.5662	\$0.0000	\$0.0000	\$0.0000	\$35.5662
44.	Polk	BP	Polk	07/30/00	F02	528.58	\$35.5640	18,798.42	\$0.0000	\$18,798.42	\$35.5640	\$0.0000	\$35.5640	\$0.0000	\$0.0000	\$0.0000	\$35.5640
45.	Phillips	Central	Phillips	07/21/00	F02	184.36	\$36.5117	6,731.29	\$0.0000	\$6,731.29	\$36.5117	\$0.0000	\$36.5117	\$0.0000	\$0.0000	\$0.0000	\$36.5117
46.	Phillips	Central	Phillips	07/24/00	F02	176.48	\$35.8877	6,333.47	\$0.0000	\$6,333.47	\$35.8877	\$0.0000	\$35.8877	\$0.0000	\$0.0000	\$0.0000	\$35.8877
47.	Phillips	Central	Phillips	07/25/00	F02	176.36	\$35.8879	6,329.19	\$0.0000	\$6,329.19	\$35.8879	\$0.0000	\$35.8879	\$0.0000	\$0.0000	\$0.0000	\$35.8879
48.	Hookers Point	Coastal	Hookers Point	07/08/00	F06	86,162.91	\$30.5300	2,630,553.65	\$0.0000	\$2,630,553.65	\$30.5300	\$0.0000	\$30.5300	\$0.0000	\$0.0000	\$0.0000	\$30.5300
49.	Phillips	Central	Phillips	07/03/00	F06	922.45	\$28.9588	26,713.07	\$0.0000	\$26,713.07	\$28.9588	\$0.0000	\$28.9588	\$0.0000	\$0.0000	\$0.0000	\$28.9588
50.	Phillips	Central	Phillips	07/05/00	F06	765.77	\$28.9578	22,175.03	\$0.0000	\$22,175.03	\$28.9578	\$0.0000	\$28.9578	\$0.0000	\$0.0000	\$0.0000	\$28.9578

MONTHLY REPORT OF COST AND QUALITY OF FUEL OIL FOR ELECTRIC PLANTS  
 DETAIL OF INVOICE AND TRANSPORTATION CHARGES

1. Reporting Month: July Year: 2000

2. Reporting Company: Tampa Electric Company

3. Name, Title & Telephone Number of Contact Person Concerning Data  
 Submitted on this Form: Jeffrey Chronister, Director Financial Reporting  
 (813) - 228 - 1609

4. Signature of Official Submitting Report:   
 Jeffrey Chronister, Director Financial Reporting

6. Date Completed: September 15, 2000

Line No. (a)	Plant Name (b)	Supplier Name (c)	Delivery Location (d)	Delivery Date (e)	Type Oil (f)	Volume (Bbls) (g)	Invoice Price (\$/Bbl) (h)	Invoice Amount \$ (i)	Discount \$ (j)	Net Amount \$ (k)	Net Price (\$/Bbl) (l)	Quality Adjust. (\$/Bbl) (m)	Effective Purchase Price (\$/Bbl) (n)	Transport to Terminal (\$/Bbl) (o)	Add'l Transport Charges (\$/Bbl) (p)	Other Charges (\$/Bbl) (q)	Delivered Price (\$/Bbl) (r)
51.	Phillips	Central	Phillips	07/06/00	F06	607.00	\$28.9582	17,577.63	\$0.0000	\$17,577.63	\$28.9582	\$0.0000	\$28.9582	\$0.0000	\$0.0000	\$0.0000	\$28.9582
52.	Phillips	Central	Phillips	07/07/00	F06	298.52	\$28.9592	8,644.89	\$0.0000	\$8,644.89	\$28.9592	\$0.0000	\$28.9592	\$0.0000	\$0.0000	\$0.0000	\$28.9592
53.	Phillips	Central	Phillips	07/10/00	F06	1,052.36	\$28.5622	30,057.72	\$0.0000	\$30,057.72	\$28.5622	\$0.0000	\$28.5622	\$0.0000	\$0.0000	\$0.0000	\$28.5622
54.	Phillips	Central	Phillips	07/11/00	F06	1,058.69	\$28.5625	30,238.80	\$0.0000	\$30,238.80	\$28.5625	\$0.0000	\$28.5625	\$0.0000	\$0.0000	\$0.0000	\$28.5625
55.	Phillips	Central	Phillips	07/12/00	F06	747.12	\$28.5622	21,339.39	\$0.0000	\$21,339.39	\$28.5622	\$0.0000	\$28.5622	\$0.0000	\$0.0000	\$0.0000	\$28.5622
56.	Phillips	Central	Phillips	07/13/00	F06	894.40	\$28.5644	25,548.03	\$0.0000	\$25,548.03	\$28.5644	\$0.0000	\$28.5644	\$0.0000	\$0.0000	\$0.0000	\$28.5644
57.	Phillips	Central	Phillips	07/14/00	F06	746.86	\$28.5622	21,331.97	\$0.0000	\$21,331.97	\$28.5622	\$0.0000	\$28.5622	\$0.0000	\$0.0000	\$0.0000	\$28.5622
58.	Phillips	Central	Phillips	07/17/00	F06	1,199.26	\$26.0573	31,249.46	\$0.0000	\$31,249.46	\$26.0573	\$0.0000	\$26.0573	\$0.0000	\$0.0000	\$0.0000	\$26.0573
59.	Phillips	Central	Phillips	07/18/00	F06	896.60	\$26.0575	23,363.15	\$0.0000	\$23,363.15	\$26.0575	\$0.0000	\$26.0575	\$0.0000	\$0.0000	\$0.0000	\$26.0575
60.	Phillips	Central	Phillips	07/19/00	F06	451.19	\$26.0575	11,756.90	\$0.0000	\$11,756.90	\$26.0575	\$0.0000	\$26.0575	\$0.0000	\$0.0000	\$0.0000	\$26.0575
61.	Phillips	Central	Phillips	07/20/00	F06	1,066.88	\$26.0577	27,800.49	\$0.0000	\$27,800.49	\$26.0577	\$0.0000	\$26.0577	\$0.0000	\$0.0000	\$0.0000	\$26.0577
62.	Phillips	Central	Phillips	07/21/00	F06	775.88	\$26.0578	20,217.75	\$0.0000	\$20,217.75	\$26.0578	\$0.0000	\$26.0578	\$0.0000	\$0.0000	\$0.0000	\$26.0578
63.	Phillips	Central	Phillips	07/24/00	F06	1,085.23	\$25.8597	28,063.77	\$0.0000	\$28,063.77	\$25.8597	\$0.0000	\$25.8597	\$0.0000	\$0.0000	\$0.0000	\$25.8597
64.	Phillips	Central	Phillips	07/25/00	F06	779.33	\$25.8598	20,153.34	\$0.0000	\$20,153.34	\$25.8598	\$0.0000	\$25.8598	\$0.0000	\$0.0000	\$0.0000	\$25.8598
65.	Phillips	Central	Phillips	07/26/00	F06	1,077.08	\$25.8595	27,852.74	\$0.0000	\$27,852.74	\$25.8595	\$0.0000	\$25.8595	\$0.0000	\$0.0000	\$0.0000	\$25.8595
66.	Phillips	Central	Phillips	07/27/00	F06	629.64	\$25.8599	16,282.44	\$0.0000	\$16,282.44	\$25.8599	\$0.0000	\$25.8599	\$0.0000	\$0.0000	\$0.0000	\$25.8599
67.	Phillips	Central	Phillips	07/28/00	F06	618.67	\$25.8595	15,998.50	\$0.0000	\$15,998.50	\$25.8595	\$0.0000	\$25.8595	\$0.0000	\$0.0000	\$0.0000	\$25.8595
68.	Phillips	Central	Phillips	07/31/00	F06	937.71	\$26.7004	25,037.25	\$0.0000	\$25,037.25	\$26.7004	\$0.0000	\$26.7004	\$0.0000	\$0.0000	\$0.0000	\$26.7004


CONFIDENTIAL

MONTHLY REPORT OF COST AND QUALITY OF FUEL OIL FOR ELECTRIC PLANTS  
 REPORT OF ADJUSTMENTS TO PREVIOUS OIL DELIVERIES

1. Reporting Month: July Year: 2000

2. Reporting Company: Tampa Electric Company

3. Name, Title & Telephone Number of Contact Person Concerning Data  
 Submitted on this Form: Jeffrey Chronister, Director Financial Reporting  
 (813) - 228 - 1609

4. Signature of Official Submitting Report:   
 Jeffrey Chronister, Director Financial Reporting

6. Date Completed: September 15, 2000

Line No. (a)	Month Reported (b)	Form Plant Name (c)	Supplier (d)	Original Line Number (e)	Old Volume (Bbls) (f)	Form No. (g)	Column Designator & Title (h)	Old Value (i)	New Value (j)	New Delivered Price (k)	Reason for Revision (l)
1.	None										



**\*\* SPECIFIED CONFIDENTIAL \*\***

FPSC Form 423-2

MONTHLY REPORT OF COST AND QUALITY OF COAL FOR ELECTRIC PLANTS  
ORIGIN, TONNAGE, DELIVERED PRICE AND AS RECEIVED QUALITY


1. Reporting Month: July Year: 2000

2. Reporting Company: Tampa Electric Company

3. Plant Name: Electro-Coal Transfer Facility - Big Bend Station (1)

4. Name, Title & Telephone Number of Contact Person Concerning Data  
Submitted on this Form: Jeffrey Chronister, Director Financial Reporting  
(813) 228 - 1609

5. Signature of Official Submitting Form:

  
Jeffrey Chronister, Director Financial Reporting

6. Date Completed: September 15, 2000

Line No. (a)	Supplier Name (b)	Mine Location (c)	Purchase Type (d)	Transport Mode (e)	Tons (f)	Effective Purchase Price (\$/Ton) (g)	Total Transport Charges (\$/Ton) (h)	Delivered Price Transfer Facility (\$/Ton) (i)	As Received Coal Quality			
									Sulfur Content % (j)	BTU Content (BTU/lb) (k)	Ash Content % (l)	Moisture Content % (m)
1.	Zeigler Coal	10,IL,145,157	LTC	RB	48,024.80	\$46.255	\$0.000	\$46.255	3.10	11,024	9.65	12.45
2.	Peabody Development	10,IL,165	LTC	RB	29,982.50	\$30.400	\$7.720	\$38.120	2.08	12,297	7.96	8.92
3.	Oxbow Carbon and Minerals	N/A	S	RB	14,762.11	\$10.260	\$0.000	\$10.260	3.88	14,188	0.44	8.73

(1) As Electro-Coal Transfer Facility is a central storage site for coal prior to its delivery to the power plant, the coal from suppliers noted on this schedule is usually delivered to Big Bend Station but could ultimately be delivered to Gannon Station or Polk Station.

**CONFIDENTIAL**

\*\* SPECIFIED CONFIDENTIAL \*\*

FPSC Form 423-2(a)


MONTHLY REPORT OF COST AND QUALITY OF COAL FOR ELECTRIC PLANTS  
DETAILED PURCHASED COAL INVOICE INFORMATION

1. Reporting Month: July Year: 2000

2. Reporting Company: Tampa Electric Company

3. Plant Name: Electro-Coal Transfer Facility - Big Bend Station (1)

4. Name, Title & Telephone Number of Contact Person Concerning Data  
Submitted on this Form: Jeffrey Chronister, Director Financial Reporting  
(813) - 228 - 1609

5. Signature of Official Submitting Form:   
Jeffrey Chronister, Director Financial Reporting

6. Date Completed: September 15, 2000

Line No. (a)	Supplier Name (b)	Mine Location (c)	Purchase Type (d)	Tons (e)	F.O.B.(2) Mine Price (\$/Ton) (f)	Shorthaul & Loading Charges (\$/Ton) (g)	Original Invoice Price (\$/Ton) (h)	Retro- active Price Adjustments (\$/Ton) (i)	Base Price (\$/Ton) (j)	Quality Adjust- ments (\$/Ton) (k)	Effective Purchase Price (\$/Ton) (l)
1.	Zeigler Coal	10,IL,145,157	LTC	48,024.80	N/A	\$0.000	\$46.255	\$0.000	\$46.255	\$0.000	\$46.255
2.	Peabody Development	10,IL,165	LTC	29,982.50	N/A	\$0.000	\$30.400	\$0.000	\$30.400	\$0.000	\$30.400
3.	Oxbow Carbon and Minerals	N/A	S	14,762.11	N/A	\$0.000	\$10.400	\$0.000	\$10.400	(\$0.140)	\$10.260

(1) As Electro-Coal Transfer Facility is a central storage site for coal prior to its delivery to the power plant, the coal from suppliers noted on this schedule is usually delivered to Big Bend Station but could ultimately be delivered to Gannon Station or Polk Station.

(2) Tampa Electric purchases coal F.O.B. shipping point or F.O.B. destination.

FPSC FORM 423-2(a) (2/87)


CONFIDENTIAL

\*\* SPECIFIED CONFIDENTIAL \*\*

FPSC Form 423-2(b)

MONTHLY REPORT OF COST AND QUALITY OF COAL FOR ELECTRIC PLANTS  
DETAIL OF TRANSPORTATION CHARGES

1. Reporting Month: July Year: 2000
2. Reporting Company: Tampa Electric Company
3. Plant Name: Electro-Coal Transfer Facility - Big Bend Station (1)

4. Name, Title & Telephone Number of Contact Person Concerning Data  
Submitted on this Form: Jeffrey Chronister, Director Financial Reporting  
(813) 228 - 1609
5. Signature of Official Submitting Form:  Jeffrey Chronister, Director Financial Reporting
6. Date Completed: September 15, 2000

Line No. (a)	Supplier Name (b)	Mine Location (c)	Shipping Point (d)	Transport Mode (e)	Tons (f)	(2) Effective Purchase Price (\$/Ton) (g)	Add'l Shorthaul & Loading Charges (\$/Ton) (h)	Rail Charges		Waterborne Charges					Total Transportation Charges (\$/Ton) (p)	Delivered Price Facility (\$/Ton) (q)	
								Rail Rate (\$/Ton) (i)	Other Rail Charges (\$/Ton) (j)	River Barge Rate (\$/Ton) (k)	Trans-loading Rate (\$/Ton) (l)	Ocean Barge Rate (\$/Ton) (m)	Other Water Charges (\$/Ton) (n)	Other Related Charges (\$/Ton) (o)			
1.	Zeigler Coal	10,IL,145,157	Randolph & Perry Cnty, IL	RB	48,024.80	\$46.255	\$0.000	\$0.000	\$0.000	\$0.000	\$0.000	\$0.000	\$0.000	\$0.000	\$0.000	\$0.000	\$46.255
2.	Peabody Development	10,IL,165	Saline Cnty, IL	RB	29,982.50	\$30.400	\$0.000	\$0.000	\$0.000	\$7.720	\$0.000	\$0.000	\$0.000	\$0.000	\$0.000	\$7.720	\$38.120
3.	Oxbow Carbon and Minerals	N/A	N/A	RB	14,762.11	\$10.260	\$0.000	\$0.000	\$0.000	\$0.000	\$0.000	\$0.000	\$0.000	\$0.000	\$0.000	\$0.000	\$10.260

(1) As Electro-Coal Transfer Facility is a central storage site for coal prior to its delivery to the power plant, the coal from suppliers noted on this schedule is usually delivered to Big Bend Station but could ultimately be delivered to Gannon Station or Polk Station.

(2) Tampa Electric purchases coal F.O.B. shipping point or F.O.B. destination.

**CONFIDENTIAL**

\*\* SPECIFIED CONFIDENTIAL \*\*

FPSC Form 423-2


MONTHLY REPORT OF COST AND QUALITY OF COAL FOR ELECTRIC PLANTS  
ORIGIN, TONNAGE, DELIVERED PRICE AND AS RECEIVED QUALITY

1. Reporting Month: July Year: 2000

2. Reporting Company: Tampa Electric Company

3. Plant Name: Electro-Coal Transfer Facility - Gannon Station (1)

4. Name, Title & Telephone Number of Contact Person Concerning Data  
Submitted on this Form: Jeffrey Chronister, Director Financial Reporting  
(813) 228 - 1609

5. Signature of Official Submitting Form:   
Jeffrey Chronister, Director Financial Reporting

6. Date Completed: September 15, 2000

Line No. (a)	Supplier Name (b)	Mine Location (c)	Purchase Type (d)	Transport Mode (e)	Tons (f)	Effective Purchase Price (\$/Ton) (g)	Total Transport Charges (\$/Ton) (h)	Delivered Price Transfer Facility (\$/Ton) (i)	As Received Coal Quality			
									Sulfur Content % (j)	BTU Content (BTU/lb) (k)	Ash Content % (l)	Moisture Content % (m)
1.	Sugar Camp	10,IL,059	LTC	RB	6,512.60	\$25.367	\$7.720	\$33.087	2.67	12,761	8.86	6.41
2.	Sugar Camp	10,IL,059	LTC	RB	21,931.70	\$25.705	\$7.390	\$33.095	2.67	12,761	8.86	6.41
3.	Jader Fuel Co	10,IL,165	LTC	RB	62,823.20	\$25.650	\$7.390	\$33.040	3.31	12,700	9.99	5.97
4.	American Coal	10,IL,165	LTC	RB	85,361.00	\$27.850	\$5.630	\$33.480	1.23	12,173	6.22	11.30
5.	Sugar Camp	10,IL,059	S	RB	64,133.10	\$23.488	\$7.390	\$30.878	3.13	12,594	10.11	5.99
6.	Duke Energy Merchants, LLC	19,WY,009	S	RB	60,607.53	\$5.040	\$18.790	\$23.830	0.25	8,828	5.39	26.52

(1) As Electro-Coal Transfer Facility is a central storage site for coal prior to its delivery to the power plant, the coal from suppliers noted on this schedule is usually delivered to Gannon Station but could ultimately be delivered to Big Bend Station or Polk Station

**CONFIDENTIAL**

\*\* SPECIFIED CONFIDENTIAL \*\*

FPSC Form 423-2(a)

MONTHLY REPORT OF COST AND QUALITY OF COAL FOR ELECTRIC PLANTS  
DETAILED PURCHASED COAL INVOICE INFORMATION

1. Reporting Month: July Year: 2000

2. Reporting Company: Tampa Electric Company

3. Plant Name: Electro-Coal Transfer Facility - Gannon Station (1)

4. Name, Title & Telephone Number of Contact Person Concerning Data

Submitted on this Form: Jeffrey Chronister, Director Financial Reporting  
(813) 228 - 1609

5. Signature of Official Submitting Form: 

Jeffrey Chronister, Director Financial Reporting

6. Date Completed: September 15, 2000

Line No. (a)	Supplier Name (b)	Mine Location (c)	Purchase Type (d)	Tons (e)	F.O.B.(2) Mine Price (\$/Ton) (f)	Shorthaul & Loading Charges (\$/Ton) (g)	Original Invoice Price (\$/Ton) (h)	Retro- active Price Adjustments (\$/Ton) (i)	Base Price (\$/Ton) (j)	Quality Adjust- ments (\$/Ton) (k)	Effective Purchase Price (\$/Ton) (l)
1.	Sugar Camp	10,IL,059	LTC	6,512.60	N/A	\$0.000	\$25.520	(\$0.153)	\$25.367	\$0.000	\$25.367
2.	Sugar Camp	10,IL,059	LTC	21,931.70	N/A	\$0.000	\$25.860	(\$0.155)	\$25.705	\$0.000	\$25.705
3.	Jader Fuel Co	10,IL,165	LTC	62,823.20	N/A	\$0.000	\$25.800	(\$0.150)	\$25.650	\$0.000	\$25.650
4.	American Coal	10,IL,165	LTC	85,361.00	N/A	\$0.000	\$27.850	\$0.000	\$27.850	\$0.000	\$27.850
5.	Sugar Camp	10,IL,059	S	64,133.10	N/A	\$0.000	\$23.630	(\$0.142)	\$23.488	\$0.000	\$23.488
6.	Duke Energy Merchants, LLC	19,WY,009	S	60,607.53	N/A	\$0.000	\$5.040	\$0.000	\$5.040	\$0.000	\$5.040

(1) As Electro-Coal Transfer Facility is a central storage site for coal prior to its delivery to the power plant, the coal from suppliers noted on this schedule is usually delivered to Gannon Station but could ultimately be delivered to Big Bend Station or Polk Station

(2) Tampa Electric purchases coal F.O.B. shipping point or F O B destination.

**CONFIDENTIAL**

\*\* SPECIFIED CONFIDENTIAL \*\*

FPSC Form 423-2(b)

MONTHLY REPORT OF COST AND QUALITY OF COAL FOR ELECTRIC PLANTS  
DETAIL OF TRANSPORTATION CHARGES

1. Reporting Month: July Year: 2000

2. Reporting Company: Tampa Electric Company

3. Plant Name: Electro-Coal Transfer Facility - Gannon Station (1)

4. Name, Title & Telephone Number of Contact Person Concerning Data  
Submitted on this Form: Jeffrey Chronister, Director Financial Reporting  
(813) 228 - 1609

5. Signature of Official Submitting Form:  Jeffrey Chronister, Director Financial Reporting

6. Date Completed: September 15, 2000

Line No. (a)	Supplier Name (b)	Mine Location (c)	Shipping Point (d)	Transport Mode (e)	Tons (f)	(2) Effective Purchase Price (\$/Ton) (g)	Add'l Shorthaul & Loading Charges (\$/Ton) (h)	Rail Charges		Waterborne Charges					Total Transportation Charges (\$/Ton) (p)	Delivered Price Facility (\$/Ton) (q)
								Rail Rate (\$/Ton) (i)	Other Rail Charges (\$/Ton) (j)	River Barge Rate (\$/Ton) (k)	Trans-loading Rate (\$/Ton) (l)	Ocean Barge Rate (\$/Ton) (m)	Other Water Charges (\$/Ton) (n)	Other Related Charges (\$/Ton) (o)		
1.	Sugar Camp	10,IL,059	Gallatin Cnty, IL	RB	6,512.60	\$25.367	\$0.000	\$0.000	\$0.000	\$7.720	\$0.000	\$0.000	\$0.000	\$0.000	\$7.720	\$33.087
2.	Sugar Camp	10,IL,059	Gallatin Cnty, IL	RB	21,931.70	\$25.705	\$0.000	\$0.000	\$0.000	\$7.390	\$0.000	\$0.000	\$0.000	\$0.000	\$7.390	\$33.095
3.	Jader Fuel Co	10,IL,165	Saline Cnty, IL	RB	62,823.20	\$25.650	\$0.000	\$0.000	\$0.000	\$7.390	\$0.000	\$0.000	\$0.000	\$0.000	\$7.390	\$33.040
4.	American Coal	10,IL,165	Saline Cnty, IL	RB	85,361.00	\$27.850	\$0.000	\$0.000	\$0.000	\$5.630	\$0.000	\$0.000	\$0.000	\$0.000	\$5.630	\$33.480
5.	Sugar Camp	10,IL,059	Gallatin Cnty, IL	RB	64,133.10	\$23.488	\$0.000	\$0.000	\$0.000	\$7.390	\$0.000	\$0.000	\$0.000	\$0.000	\$7.390	\$30.878
6.	Duke Energy Merchants, LLC	19,WY,009	Converse Cnty, WY	RB	60,607.53	\$5.040	\$0.000	\$13.160	\$0.000	\$5.630	\$0.000	\$0.000	\$0.000	\$0.000	\$18.790	\$23.830

(1) As Electro-Coal Transfer Facility is a central storage site for coal prior to its delivery to the power plant, the coal from suppliers noted on this schedule is usually delivered to Gannon Station but could ultimately be delivered to Big Bend Station or Polk Station.

(2) Tampa Electric purchases coal F.O.B. shipping point or F.O.B. destination.

**CONFIDENTIAL**

\*\* SPECIFIED CONFIDENTIAL \*\*

MONTHLY REPORT OF COST AND QUALITY OF COAL FOR ELECTRIC PLANTS  
ORIGIN, TONNAGE, DELIVERED PRICE AND AS RECEIVED QUALITY

FPSC Form 423-2

1. Reporting Month: July Year: 2000

2. Reporting Company: Tampa Electric Company

3. Plant Name: Electro-Coal Transfer Facility - Polk Station (1)

4. Name, Title & Telephone Number of Contact Person Concerning Data  
Submitted on this Form: Jeffrey Chronister, Director Financial Reporting  
(813) - 228 - 1609

5. Signature of Official Submitting Form:   
Jeffrey Chronister, Director Financial Reporting

6. Date Completed: September 15, 2000

Line No. (a)	Supplier Name (b)	Mine Location (c)	Purchase Type (d)	Transport Mode (e)	Tons (f)	Effective Purchase Price (\$/Ton) (g)	Total Transport Charges (\$/Ton) (h)	Delivered Price Transfer Facility (\$/Ton) (i)	As Received Coal Quality			
									Sulfur Content % (j)	BTU Content (BTU/lb) (k)	Ash Content % (l)	Moisture Content % (m)
1.	RAG Cumberland Resources	2,PA,059	S	RB	29,688.16	\$21.250	\$10.000	\$31.250	2.28	13,210	7.86	5.58


(1) As Electro-Coal Transfer Facility is a central storage site for coal prior to its delivery to the power plant, the coal from suppliers noted on this schedule is usually delivered to Polk Station but could ultimately be delivered to Big Bend Station or Gannon Station.

**CONFIDENTIAL**

\*\* SPECIFIED CONFIDENTIAL \*\*

MONTHLY REPORT OF COST AND QUALITY OF COAL FOR ELECTRIC PLANTS  
DETAILED PURCHASED COAL INVOICE INFORMATION

FPSC Form 423-2(a)

- |  |   |
|--|---|
| 1. Reporting Month: July Year: 2000                              | 4. Name, Title & Telephone Number of Contact Person Concerning Data<br>Submitted on this Form: Jeffrey Chronister, Director Financial Reporting<br>(813) - 228 - 1609             |
| 2. Reporting Company: Tampa Electric Company                     | 5. Signature of Official Submitting Form: <br>Jeffrey Chronister, Director Financial Reporting |
| 3. Plant Name: Electro-Coal Transfer Facility - Polk Station (1) | 6. Date Completed: September 15, 2000   |

Line No. (a)	Supplier Name (b)	Mine Location (c)	Purchase Type (d)	Tons (e)	F.O.B.(2) Mine Price (\$/Ton) (f)	Shorthaul & Loading Charges (\$/Ton) (g)	Original Invoice Price (\$/Ton) (h)	Retro-active Price Adjustments (\$/Ton) (i)	Base Price (\$/Ton) (j)	Quality Adjustments (\$/Ton) (k)	Effective Purchase Price (\$/Ton) (l)
1.	RAG Cumberland Resources	2,PA,059	S	29,688.16	N/A	\$0.000	\$21.250	\$0.000	\$21.250	\$0.000	\$21.250

(1) As Electro-Coal Transfer Facility is a central storage site for coal prior to its delivery to the power plant, the coal from suppliers noted on this schedule is usually delivered to Polk Station but could ultimately be delivered to Big Bend Station or Gannon Station.

(2) Tampa Electric purchases coal F.O.B. shipping point or F.O.B. destination

**CONFIDENTIAL**



\*\* SPECIFIED CONFIDENTIAL \*\*

MONTHLY REPORT OF COST AND QUALITY OF COAL FOR ELECTRIC PLANTS  
DETAIL OF TRANSPORTATION CHARGES

FPSC Form 423-2(b)


1. Reporting Month: July Year: 2000

2. Reporting Company: Tampa Electric Company

3. Plant Name: Electro-Coal Transfer Facility - Polk Station (1)

4. Name, Title & Telephone Number of Contact Person Concerning Data  
Submitted on this Form: Jeffrey Chronister, Director Financial Reporting  
(813) - 228 - 1609

5. Signature of Official Submitting Form:



Jeffrey Chronister, Director Financial Reporting

6. Date Completed: September 15, 2000

Line No. (a)	Supplier Name (b)	Mine Location (c)	Shipping Point (d)	Transport Mode (e)	Tons (f)	(2) Effective Purchase Price (\$/Ton) (g)	Add'l Shorthaul & Loading Charges (\$/Ton) (h)	Rail Charges				Waterborne Charges				Total Transportation Charges (\$/Ton) (p)	Delivered Price Transfer Facility (\$/Ton) (q)
								Rail Rate (\$/Ton) (i)	Other Rail Charges (\$/Ton) (j)	River Barge Rate (\$/Ton) (k)	Trans-loading Rate (\$/Ton) (l)	Ocean Barge Rate (\$/Ton) (m)	Other Water Charges (\$/Ton) (n)	Other Related Charges (\$/Ton) (o)			
1.	RAG Cumberland Resources	2,PA,059	Greene Cnty, PA	RB	29,688.16	\$21.250	\$0.000	\$0.000	\$0.000	\$10.000	\$0.000	\$0.000	\$0.000	\$0.000	\$0.000	\$10.000	\$31.250

(1) As Electro-Coal Transfer Facility is a central storage site for coal prior to its delivery to the power plant, the coal from suppliers noted on this schedule is usually delivered to Polk Station but could ultimately be delivered to Big Bend Station or Gannon Station

(2) Tampa Electric purchases coal F.O.B. shipping point or F O B destination.

FPSC FORM 423-2(b) (2/87)

**CONFIDENTIAL**

\*\* SPECIFIED CONFIDENTIAL \*\*

FPSC Form 423-2


MONTHLY REPORT OF COST AND QUALITY OF COAL FOR ELECTRIC PLANTS  
ORIGIN, TONNAGE, DELIVERED PRICE AND AS RECEIVED QUALITY

1. Reporting Month: July Year: 2000

2. Reporting Company: Tampa Electric Company

3. Plant Name: Big Bend Station

4. Name, Title & Telephone Number of Contact Person Concerning Data  
Submitted on this Form: Jeffrey Chronister, Director Financial Reporting  
(813) 228 - 1609

5. Signature of Official Submitting Form:   
Jeffrey Chronister, Director Financial Reporting

6. Date Completed: September 15, 2000

Line No. (a)	Supplier Name (b)	Mine Location (c)	Purchase Type (d)	Transport Mode (e)	Tons (f)	Effective Purchase Price (\$/Ton) (g)	Total Transport Charges (\$/Ton) (h)	FOB Plant Price (\$/Ton) (i)	As Received Coal Quality			
									Sulfur Content % (j)	BTU Content (BTU/lb) (k)	Ash Content % (l)	Moisture Content % (m)
1.	Transfer Facility	N/A	N/A	OB	403,037.00	\$34.413	\$10,968	\$45,381	2.80	12,073	8.52	9.35

CONFIDENTIAL


\*\* SPECIFIED CONFIDENTIAL \*\*

FPSC Form 423-2(a)

MONTHLY REPORT OF COST AND QUALITY OF COAL FOR ELECTRIC PLANTS  
DETAILED PURCHASED COAL INVOICE INFORMATION

- 1. Reporting Month: July Year: 2000
- 2. Reporting Company: Tampa Electric Company
- 3. Plant Name: Big Bend Station

4. Name, Title & Telephone Number of Contact Person Concerning Data  
Submitted on this Form: Jeffrey Chronister, Director Financial Reporting  
(813) 228 - 1609

5. Signature of Official Submitting Form:   
Jeffrey Chronister, Director Financial Reporting

6. Date Completed: September 15, 2000

Line No. (a)	Supplier Name (b)	Mine Location (c)	Purchase Type (d)	Tons (e)	F.O.B. Mine Price (\$/Ton) (f)	Shorthaul & Loading Charges (\$/Ton) (g)	Original Invoice Price (\$/Ton) (h)	Retro-active Price Adjustments (\$/Ton) (i)	Base Price (\$/Ton) (j)	Quality Adjustments (\$/Ton) (k)	Effective Purchase Price (\$/Ton) (l)
1.	Transfer Facility	N/A	N/A	403,037.00	N/A	\$0.000	\$34.413	\$0.000	\$34.413	\$0.000	\$34.413

CONFIDENTIAL

\*\* SPECIFIED CONFIDENTIAL \*\*

FPSC Form 423-2(b)

MONTHLY REPORT OF COST AND QUALITY OF COAL FOR ELECTRIC PLANTS  
DETAIL OF TRANSPORTATION CHARGES

- 1. Reporting Month: July Year: 2000
- 2. Reporting Company: Tampa Electric Company
- 3. Plant Name: Big Bend Station

4. Name, Title & Telephone Number of Contact Person Concerning Data  
Submitted on this Form: Jeffrey Chronister, Director Financial Reporting  
(813) 228 - 1609

5. Signature of Official Submitting Form:   
Jeffrey Chronister, Director Financial Reporting

6. Date Completed: September 15, 2000

Line No. (a)	Supplier Name (b)	Mine Location (c)	Shipping Point (d)	Transport Mode (e)	Tons (f)	Effective Purchase Price (\$/Ton) (g)	Add'l Shorthaul & Loading Charges (\$/Ton) (h)	Rail Charges		Waterborne Charges				Total Transportation Charges (\$/Ton) (p)	FOB Plant Price (\$/Ton) (q)
								Rail Rate (\$/Ton) (i)	Other Rail Charges (\$/Ton) (j)	River Barge Rate (\$/Ton) (k)	Trans-loading Rate (\$/Ton) (l)	Ocean Barge Rate (\$/Ton) (m)	Other Water Charges (\$/Ton) (n)		
1.	Transfer Facility	N/A	Davant, La	OB	403,037.00	\$34.413	\$0.000	\$0.000	\$0.000	\$0.000	\$0.000	\$0.000	\$0.000	\$10.968	\$45.381

CONFIDENTIAL

\*\* SPECIFIED CONFIDENTIAL \*\*

FPSC Form 423-2

MONTHLY REPORT OF COST AND QUALITY OF COAL FOR ELECTRIC PLANTS  
ORIGIN, TONNAGE, DELIVERED PRICE AND AS RECEIVED QUALITY

1. Reporting Month: July Year: 2000

2. Reporting Company: Tampa Electric Company

3. Plant Name: Gannon Station

4. Name, Title & Telephone Number of Contact Person Concerning Data  
Submitted on this Form: Jeffrey Chronister, Director Financial Reporting  
(813) 228 - 1609

5. Signature of Official Submitting Form:   
Jeffrey Chronister, Director Financial Reporting

6. Date Completed: September 15, 2000

Line No. (a)	Supplier Name (b)	Mine Location (c)	Purchase Type (d)	Transport Mode (e)	Tons (f)	Effective Purchase Price (\$/Ton) (g)	Total Transport Charges (\$/Ton) (h)	FOB Plant Price (\$/Ton) (i)	As Received Coal Quality			
									Sulfur Content % (j)	BTU Content (BTU/lb) (k)	Ash Content % (l)	Moisture Content % (m)
1.	Transfer Facility	N/A	N/A	OB	141,289.00	\$30.869	\$10.964	\$41.833	1.04	11,376	7.14	13.87
2.	Premier Elkhorn	9.KY,195,133	S	UR	46,709.00	\$22.000	\$16.350	\$38.350	1.17	12,908	8.00	6.06
3.	Consol of Kentucky	8,KY,133	S	UR	18,047.00	\$22.000	\$16.350	\$38.350	1.17	12,675	8.73	6.37

CONFIDENTIAL

\*\* SPECIFIED CONFIDENTIAL \*\*

FPSC Form 423-2(a)

MONTHLY REPORT OF COST AND QUALITY OF COAL FOR ELECTRIC PLANTS  
DETAILED PURCHASED COAL INVOICE INFORMATION

- 1. Reporting Month: July Year: 2000
- 2. Reporting Company: Tampa Electric Company
- 3. Plant Name: Gannon Station

4. Name, Title & Telephone Number of Contact Person Concerning Data  
Submitted on this Form: Jeffrey Chronister, Director Financial Reporting  
(813) 228 - 1609

5. Signature of Official Submitting Form:   
Jeffrey Chronister, Director Financial Reporting

6. Date Completed: September 15, 2000

Line No. (a)	Supplier Name (b)	Mine Location (c)	Purchase Type (d)	Tons (e)	F.O.B. Mine Price (\$/Ton) (f)	Shorthaul & Loading Charges (\$/Ton) (g)	Original Invoice Price (\$/Ton) (h)	Retro-active Price Adjustments (\$/Ton) (i)	Base Price (\$/Ton) (j)	Quality Adjustments (\$/Ton) (k)	Effective Purchase Price (\$/Ton) (l)
1.	Transfer Facility	N/A	N/A	141,289.00	N/A	\$0.000	\$30.869	\$0.000	\$30.869	\$0.000	\$30.869
2.	Premier Elkhorn	9,KY,195,133	S	46,709.00	N/A	\$0.000	\$22.000	\$0.000	\$22.000	\$0.000	\$22.000
3.	Consol of Kentucky	8,KY,133	S	18,047.00	N/A	\$0.000	\$22.000	\$0.000	\$22.000	\$0.000	\$22.000

CONFIDENTIAL

**\*\* SPECIFIED CONFIDENTIAL \*\***

FPSC Form 423-2(b)

MONTHLY REPORT OF COST AND QUALITY OF COAL FOR ELECTRIC PLANTS  
DETAIL OF TRANSPORTATION CHARGES

1. Reporting Month: July Year: 2000

2. Reporting Company: Tampa Electric Company

3. Plant Name: Gannon Station

4. Name, Title & Telephone Number of Contact Person Concerning Data  
Submitted on this Form: Jeffrey Chronister, Director Financial Reporting  
(813) 228 - 1609

5. Signature of Official Submitting Form:   
Jeffrey Chronister, Director Financial Reporting

6. Date Completed: September 15, 2000

Line No. (a)	Supplier Name (b)	Mine Location (c)	Shipping Point (d)	Transport Mode (e)	Tons (f)	Effective Purchase Price (\$/Ton) (g)	Add'l Shorthaul & Loading Charges (\$/Ton) (h)	Rail Charges		Waterborne Charges					Total Transportation Charges (\$/Ton) (p)	FOB Plant Price (\$/Ton) (q)
								Rail Rate (\$/Ton) (i)	Other Rail Charges (\$/Ton) (j)	River Barge Rate (\$/Ton) (k)	Trans-loading Rate (\$/Ton) (l)	Ocean Barge Rate (\$/Ton) (m)	Other Water Charges (\$/Ton) (n)	Other Related Charges (\$/Ton) (o)		
1.	Transfer Facility	N/A	Davant, La.	OB	141,289.00	\$30.869	\$0.000	\$0.000	\$0.000	\$0.000	\$0.000	\$0.000	\$0.000	\$0.000	\$10.964	\$41.833
2.	Premier Elkhorn	9,KY,195,133	Pike & Letcher Cnty, KY	UR	46,709.00	\$22.000	\$0.000	\$16.350	\$0.000	\$0.000	\$0.000	\$0.000	\$0.000	\$0.000	\$16.350	\$38.350
3.	Consol of Kentucky	8,KY,133	Letcher Cnty, KY	UR	18,047.00	\$22.000	\$0.000	\$16.350	\$0.000	\$0.000	\$0.000	\$0.000	\$0.000	\$0.000	\$16.350	\$38.350

**CONFIDENTIAL**

\*\* SPECIFIED CONFIDENTIAL \*\*

FPSC Form 423-2

MONTHLY REPORT OF COST AND QUALITY OF COAL FOR ELECTRIC PLANTS  
ORIGIN, TONNAGE, DELIVERED PRICE AND AS RECEIVED QUALITY

1. Reporting Month: July Year: 2000

2. Reporting Company: Tampa Electric Company

3. Plant Name: Polk Station

4. Name, Title & Telephone Number of Contact Person Concerning Data  
Submitted on this Form: Jeffrey Chronister, Director Financial Reporting  
(813) 228 - 1609

5. Signature of Official Submitting Form:   
Jeffrey Chronister, Director Financial Reporting

6. Date Completed: September 15, 2000

Line No. (a)	Supplier Name (b)	Mine Location (c)	Purchase Type (d)	Transport Mode (e)	Tons (f)	Effective Purchase Price (\$/Ton) (g)	Total Transport Charges (\$/Ton) (h)	FOB Plant Price (\$/Ton) (i)	As Received Coal Quality			
									Sulfur Content % (j)	BTU Content (BTU/lb) (k)	Ash Content % (l)	Moisture Content % (m)
1	Transfer facility	N/A	N/A	OB	62,036.00	\$27.615	\$14.160	\$41.775	2.86	11,478	8.77	11.70

CONFIDENTIAL



\*\* SPECIFIED CONFIDENTIAL \*\*

FPSC Form 423-2(a)

MONTHLY REPORT OF COST AND QUALITY OF COAL FOR ELECTRIC PLANTS  
DETAILED PURCHASED COAL INVOICE INFORMATION

- 1. Reporting Month: July Year: 2000
- 2. Reporting Company: Tampa Electric Company
- 3. Plant Name: Polk Station

4. Name, Title & Telephone Number of Contact Person Concerning Data  
Submitted on this Form: Jeffrey Chronister, Director Financial Reporting  
(813) 228 - 1609

5. Signature of Official Submitting Form:   
Jeffrey Chronister, Director Financial Reporting

6. Date Completed: September 15, 2000

Line No. (a)	Supplier Name (b)	Mine Location (c)	Purchase Type (d)	Tons (e)	F.O.B. Mine Price (\$/Ton) (f)	Shorthaul & Loading Charges (\$/Ton) (g)	Original Invoice Price (\$/Ton) (h)	Price Adjustments (\$/Ton) (i)	Retro-active Base Price (\$/Ton) (j)	Quality Adjust-ments (\$/Ton) (k)	Effective Purchase Price (\$/Ton) (l)
1.	Transfer facility	N/A	N/A	62,036.00	N/A	\$0.000	\$27.615	\$0.000	\$27.615	\$0.000	\$27.615

CONFIDENTIAL

\*\* SPECIFIED CONFIDENTIAL \*\*

FPSC Form 423-2(b)

MONTHLY REPORT OF COST AND QUALITY OF COAL FOR ELECTRIC PLANTS  
DETAIL OF TRANSPORTATION CHARGES


1. Reporting Month: July Year: 2000

2. Reporting Company: Tampa Electric Company

3. Plant Name: Polk Station

4. Name, Title & Telephone Number of Contact Person Concerning Data  
Submitted on this Form: Jeffrey Chronister, Director Financial Reporting,  
(813) 228 - 1609

5. Signature of Official Submitting Form:

  
Jeffrey Chronister, Director Financial Reporting

6. Date Completed: September 15, 2000

Line No. (a)	Supplier Name (b)	Mine Location (c)	Shipping Point (d)	Transport Mode (e)	Tons (f)	Effective Purchase Price (\$/Ton) (g)	Add'l Shorthaul & Loading Charges (\$/Ton) (h)	Rail Charges		Waterborne Charges					Total Transportation Charges (\$/Ton) (p)	FOB Plant Price (\$/Ton) (q)
								Rail Rate (\$/Ton) (i)	Other Rail Charges (\$/Ton) (j)	River Barge Rate (\$/Ton) (k)	Trans-loading Rate (\$/Ton) (l)	Ocean Barge Rate (\$/Ton) (m)	Other Water Charges (\$/Ton) (n)	Other Related Charges (\$/Ton) (o)		
1.	Transfer facility	N/A	Davant, La.	OB	62,036.00	\$27.615	\$0.000	\$0.000	\$0.000	\$0.000	\$0.000	\$0.000	\$0.000	\$0.000	\$14.160	\$41.775

FPSC FORM 423-2(b) (2/87)


CONFIDENTIAL

MONTHLY REPORT OF COST AND QUALITY OF COAL FOR ELECTRIC PLANTS  
 REPORT OF ADJUSTMENTS TO PREVIOUS COAL DELIVERED

1. Reporting Month: July Year: 2000

2. Reporting Company: Tampa Electric Company

3. Name, Title & Telephone Number of Contact Person Concerning Data  
 Submitted on this Form: Jeffrey Chronister, Director Financial Reporting  
 (813) 228 - 1609

4. Signature of Official Submitting Form:   
 Jeffrey Chronister, Director Financial Reporting

6. Date Completed: September 15, 2000

Line No. (a)	Month Reported (b)	Form Plant Name (c)	Intended Generating Plant (d)	Supplier (e)	Original Line Number (f)	Old Volume Tons (g)	Form No. (h)	Column Designator & Title (i)	Old Value (j)	New Value (k)	Delivered Price Transfer Facility (\$/Ton) (l)	Reason for Revision (m)
--------------	--------------------	---------------------	-------------------------------	--------------	--------------------------	---------------------	--------------	-------------------------------	---------------	---------------	--	-------------------------

1. None