

ORIGINAL

**Florida Power**  
CORPORATION

**JAMES A. MCGEE**  
SENIOR COUNSEL

October 31, 2000

RECEIVED-FPSC  
NOV - 1 AM 10:56  
RECORDS AND REPORTING

Ms. Blanco S. Bayo, Director  
Division of Records and Reporting  
Florida Public Service Commission  
2540 Shumard Oak Blvd.  
Tallahassee, Florida 32399-0850

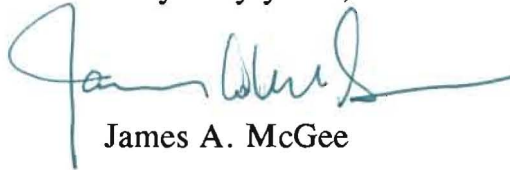
Re: Docket No. 000001-EI

Dear Ms. Bayo:

Enclosed for filing are ten (10) copies of Florida Power Corporation's FPSC 423 Forms for the month of August 2000. Forms 423-1A, 423-2, 423-2A, 423-2B, and 423-2C contained in this filing have been edited to delete certain confidential information. Florida Power's Request for Specified Confidential Treatment, which includes an unedited copy of the 423 Forms, has been submitted for filing this date under separate cover.

Please acknowledge your receipt and filing of the above on the enclosed copy of this letter and return same to me.


Very truly yours,

  
James A. McGee

APP  
CAF  
CMP  
COM 3  
CTR  
ECR  
LEG  
OPC 1  
PAI  
RGO  
SEC  
SER  
OTH

JAM:kbd  
Enclosures

cc: Parties of record

RECEIVED & FILED  
  
FPSC-BUREAU OF RECORDS

One Progress Plaza, Suite 1500 • Post Office Box 14042 • St. Petersburg, Florida 33733-4042  
Phone: (727) 820-5184 • Fax: (727) 820-5519 • Email: james.a.mcgee@fpc.com

A Florida Progress Company

DOCUMENT NUMBER - DATE  
14133 NOV - 18  
FPSC-RECORDS/REPORTING

CERTIFICATE OF SERVICE

Docket No. 000001-EI

I HEREBY CERTIFY that a true copy of Florida Power Corporation's 423 Forms for the month of August 2000 have been furnished to the following individuals by regular U.S. Mail this 31st day of October, 2000

Matthew M. Childs, Esquire  
Steel, Hector & Davis  
215 South Monroe, Suite 601  
Tallahassee, FL 32301-1804

Jeffrey A. Stone, Esquire  
Russell A. Badders, Esquire  
Beggs and Lane  
P. O. Box 12950  
Pensacola, FL 32576-2950

Lee L. Willis, Esquire  
James D. Beasley, Esquire  
Ausley & McMullen  
P. O. Box 391  
Tallahassee, FL 32302


Wm. Cochran Keating, IV  
Staff Counsel  
Florida Public Service Commission  
2540 Shumard Oak Boulevard  
Tallahassee, FL 32399-0850

Stephen C. Burgess, Esquire  
Office of the Public Counsel  
111 West Madison Street  
Room 812  
Tallahassee, FL 32399-1400

Joseph A. McGlothlin, Esquire  
Vicki Gordon Kaufman, Esquire  
McWhirter, Reeves, McGlothlin,  
Davidson, Decker, Kaufman,  
Arnold & Steen, P.A.  
117 S. Gadsden Street  
Tallahassee, FL 32301

John McWhirter, Jr.  
McWhirter, Reeves, McGlothlin,  
Davidson, Decker, Kaufman,  
Arnold & Steen, P.A.  
400 North Tampa Street, Suite 2450  
Tampa, FL 33602-5126

Norman Horton, Jr., Esquire  
Messer, Caparello & Self  
P. O. Box 1876  
Tallahassee, FL 32302

  
\_\_\_\_\_  
Attorney

MONTHLY REPORT OF COST AND QUALITY OF FUEL OIL FOR ELECTRIC PLANTS  
ORIGIN, VOLUME, DELIVERED PRICE AND AS RECEIVED QUALITY

1 REPORTING MONTH: Aug-00  
2 REPORTING COMPANY: FLORIDA POWER CORPORATION

3. NAME, TITLE & TELEPHONE NUMBER OF CONTACT PERSON CONCERNING DATA  
SUBMITTED ON THIS FORM: MANNY PEREZ, ACCOUNTANT, (727) 820-5302

4. SIGNATURE OF OFFICIAL SUBMITTING REPORT:   
JOHN SCARDINO, JR., CONTROLLER

5. DATE COMPLETED: 10/11/00

LINE NO. (a)	PLANT NAME (b)	SUPPLIER NAME (c)	SHIPPING POINT (d)	PURCHASE TYPE (e)	DELIVERY LOCATION (f)	DELIVERY DATE (g)	TYPE OIL (h)	SULFER CONTENT (%) (i)	BTU CONTENT (Btu/gal) (j)	VOLUME (Bbls) (k)	DELIVERED PRICE (\$/Bbl) (l)
1	ANCLOTE	BP OIL COMPANY	TAMPA, FL	MTC	FOB PLANT	08/00	F02	0.48	139,474	353	\$37.2498
2	AVON PARK PEAKERS	BP OIL COMPANY	TAMPA, FL	MTC	FOB PLANT	08/00	F02	0.46	139,438	4,436	\$42.8677
3	BARTOW	NO DELIVERIES									
4	BARTOW PEAKERS	CENTRAL OIL COMPANY INC.	TAMPA, FL	MTC	FOB PLANT	08/00	F02	0.47	139,000	34,480	\$34.8325
5	BARTOW FUEL TERMINAL-UNIT 4	RIO ENERGY INTERNATIONAL INC.	HOUSTON, TX	MTC	FOB TERMINAL	08/00	F06	2.35	155,668	117,941	\$22.0700
6	BARTOW FUEL TERMINAL-UNIT 4	PETROTECH MANAGEMENT INC.	OCOE, FL	S	FOB TERMINAL	08/00	F08	0.36	144,511	313	\$14.7029
7	BARTOW NORTH FUEL TERMINAL	RIO ENERGY INTERNATIONAL INC.	HOUSTON, TX	MTC	FOB TERMINAL	08/00	F06	2.38	155,242	111,305	\$22.0700
8	BARTOW NORTH FUEL TERMINAL	HOWCO ENVIRONMENTAL SERVICES	ST. PETERSBURG, FL	S	FOB TERMINAL	08/00	F06	0.39	140,143	2,267	\$13.3122
9	BARTOW NORTH FUEL TERMINAL	PETROTECH MANAGEMENT INC.	OCOE, FL	S	FOB TERMINAL	08/00	F06	0.36	144,511	847	\$14.7029
10	BARTOW SOUTH FUEL TERMINAL	RIO ENERGY INTERNATIONAL INC.	HOUSTON, TX	MTC	FOB TERMINAL	08/00	F06	1.29	158,359	109,560	\$23.0701
11	BARTOW SOUTH FUEL TERMINAL	RIO ENERGY INTERNATIONAL INC.	HOUSTON, TX	MTC	FOB TERMINAL	08/00	F06	1.54	158,253	219,501	\$23.0701
12	BARTOW SOUTH FUEL TERMINAL	RIO ENERGY INTERNATIONAL INC.	HOUSTON, TX	MTC	FOB TERMINAL	08/00	F06	1.54	156,306	356,020	\$23.0701
13	BAYBORO PEAKERS	CENTRAL OIL COMPANY INC.	TAMPA, FL	MTC	FOB PLANT	08/00	F02	0.48	139,088	20,543	\$35.3346
14	BAYBORO PEAKERS	CENTRAL OIL COMPANY INC.	TAMPA, FL	MTC	FOB PLANT	08/00	F02	0.43	138,748	50,055	\$39.2473
15	CRYSTAL RIVER NORTH	BP OIL COMPANY	TAMPA, FL	MTC	FOB PLANT	08/00	F02	0.48	139,474	14,328	\$36.7989
16	CRYSTAL RIVER SOUTH	BP OIL COMPANY	TAMPA, FL	MTC	FOB PLANT	08/00	F02	0.48	139,474	885	\$36.7989
17	DEBARY PEAKERS	BP OIL COMPANY	TAMPA, FL	MTC	FOB PLANT	08/00	F02	0.11	138,719	5,421	\$39.1065
18	DEBARY PEAKERS	BP OIL COMPANY	TAMPA, FL	MTC	FOB PLANT	08/00	F02	0.28	138,983	90,271	\$38.3317







**MONTHLY REPORT OF COST AND QUALITY OF COAL FOR ELECTRIC PLANTS  
ORIGIN, TONNAGE, DELIVERED PRICE AND AS RECEIVED QUALITY**

1. Report for: Mo. August 2000

2. Reporting Company: Florida Power Corporation

3. Plant Name: Crystal River 1 & 2

4. Name, Title and Telephone Number of Contact  
Person Concerning Data Submitted on this Form

Delmar J. Clark Jr., Senior Financial Analyst - Regulatory  
(727) 824-6616

5. Signature of Official Submitting Report

*Delmar J. Clark Jr. (dms)*  
Delmar J. Clark Jr., Senior Financial Analyst - Regulatory

6. Date Completed: October 13, 2000

Line No.	Supplier Name	Mine Location	Purchase Type	Transportation Mode	Tons	Effective Purchase Price (\$/Ton)	Total Transportation Cost (\$/Ton)	F.O.B. Plant Price (\$/Ton)	As Received Coal Quality			
									Percent Sulfur (%)	Btu Content (Btu/lb)	Percent Ash (%)	Percent Moisture (%)
(a)	(b)	(c)	(d)	(e)	(f)	(g)	(h)	(i)	(j)	(k)	(l)	(m)
1	A. T. Massey Coal Company	08 , Ky , 195	MTC	UR	59,141			\$42.30	1.09	12,801	7.79	6.76
2	Quaker Coal Company, Inc.	08 , Ky , 195	S	UR	19,661			\$42.80	0.97	12,571	9.55	6.69
3	Solid Fuel LLC	08 , Va , 105	S	UR	19,275			\$38.71	0.80	12,421	9.28	7.31
4	Transfer Facility	N/A	MTC	OB	N/A			N/A	N/A	N/A	N/A	N/A

**MONTHLY REPORT OF COST AND QUALITY OF COAL FOR ELECTRIC PLANTS  
ORIGIN, TONNAGE, DELIVERED PRICE AND AS RECEIVED QUALITY**

1. Report for: Mo. August 2000

2. Reporting Company: Florida Power Corporation

3. Plant Name: Crystal River 1 & 2

4. Name, Title and Telephone Number of Contact  
Person Concerning Data Submitted on this Form

Delmar J. Clark Jr., Senior Financial Analyst - Regulatory  
(727) 824-6616

5. Signature of Official Submitting Report

*Delmar J. Clark Jr. (dnd)*  
Delmar J. Clark Jr., Senior Financial Analyst - Regulatory

6. Date Completed: October 13, 2000

Line No.	Supplier Name	Mine Location	Purchase Type	Tons	F.O.B. Mine Price (\$/Ton)	Short Haul & Loading Charges (\$/Ton)	Original Invoice Price (\$/Ton)	Retro-active Price Increases (\$/Ton)	Base Price (\$/Ton)	Quality Adjust-ments (\$/Ton)	Effective Purchase Price (\$/Ton)
(a)	(b)	(c)	(d)	(e)	(f)	(g)	(h)	(i)	(j)	(k)	(l)
1	A. T. Massey Coal Company	08 , Ky , 195	MTC	59,141		\$0.00		\$0.00			
2	Quaker Coal Company, Inc.	08 , Ky , 195	S	19,661		\$0.00		\$0.00			
3	Solid Fuel LLC	08 , Va , 105	S	19,275		\$0.00		\$0.00			
4	Transfer Facility	N/A	MTC	N/A		\$0.00		N/A			



MONTHLY REPORT OF COST AND QUALITY OF COAL FOR ELECTRIC PLANTS  
ORIGIN, TONNAGE, DELIVERED PRICE AND AS RECEIVED QUALITY

1. Report for: Mo. August 2000

2. Reporting Company: Florida Power Corporation

3. Plant Name: Crystal River 1 & 2

4. Name, Title and Telephone Number of Contact  
Person Concerning Data Submitted on this Form  
Delmar J. Clark Jr., Senior Financial Analyst - Regulatory  
(727) 824-6616

5. Signature of Official Submitting Report

*Delmar J. Clark Jr. (dms)*  
Delmar J. Clark Jr., Senior Financial Analyst - Regulatory

6. Date Completed: October 13, 2000

Line No.	Supplier Name	Mine Location	Shipping Point	Transportation Mode	Tons	Effective Purchase Price (\$/Ton)	Additional Shorthaul & Loading Charges (\$/Ton)	Rail Rate (\$/Ton)	Other Rail Charges (\$/Ton)	River Barge Rate (\$/Ton)	Trans-loading Rate (\$/Ton)	Ocean Barge Rate (\$/Ton)	Other Water Charges (\$/Ton)	Other Related Charges (\$/Ton)	Transportation Charges (\$/Ton)	F.O.B. Plant Price (\$/Ton)
(a)	(b)	(c)	(d)	(e)	(f)	(g)	(h)	(i)	(j)	(k)	(l)	(m)	(n)	(o)	(p)	(q)
1	A. T. Massey Coal Company	08 , Ky , 195	Pike, Ky	UR	59,141		N/A			N/A	N/A	N/A	\$0.00	\$0.00		\$42.30
2	Quaker Coal Company, Inc.	08 , Ky , 195	Pike, Ky	UR	19,661		N/A			N/A	N/A	N/A	\$0.00	\$0.00		\$42.80
3	Solid Fuel LLC	08 , Va , 105	Lee, Va	UR	19,275		N/A			N/A	N/A	N/A	\$0.00	\$0.00		\$38.71
4	Transfer Facility	N/A	Plaquemines Parrish, La	OB	N/A		N/A			N/A	N/A	N/A	\$0.00	\$0.00		N/A

**MONTHLY REPORT OF COST AND QUALITY OF COAL FOR ELECTRIC PLANTS  
ORIGIN, TONNAGE, DELIVERED PRICE AND AS RECEIVED QUALITY**

- |  |  |
|--|--|
| <p>1. Report for: Mo. August 2000</p> <p>2. Reporting Company: Florida Power Corporation</p> <p>3. Plant Name: Crystal River 4 &amp; 5</p> | <p>4. Name, Title and Telephone Number of Contact<br/>Person Concerning Data Submitted on this Form<br/>Delmar J. Clark Jr., Senior Financial Analyst - Regulatory<br/>(727) 824-6616</p> <p>5. Signature of Official Submitting Report<br/><br/><i>Delmar J. Clark, Jr. (dms)</i><br/>_____<br/>Delmar J. Clark Jr., Senior Financial Analyst - Regulatory</p> <p>6. Date Completed: October 13, 2000</p> |
|--|--|

Line No.	Supplier Name	Mine Location	Purchase Type	Transportation Mode	Tons	Effective Purchase Price (\$/Ton)	Total Transportation Cost (\$/Ton)	F.O.B. Plant Price (\$/Ton)	As Received Coal Quality			
									Percent Sulfur (%)	Btu Content (Btu/lb)	Percent Ash (%)	Percent Moisture (%)
(a)	(b)	(c)	(d)	(e)	(f)	(g)	(h)	(i)	(j)	(k)	(l)	(m)
1	Powell Mountain Coal Company	08 , Ky , 119	LTC	UR	58,098			\$51.22	0.72	12,758	8.49	6.29
2	AEI Resources	08 , Ky , 195	LTC	UR	9,621			\$42.79	0.72	12,735	9.38	6.87
3	Quaker Coal Company, Inc.	08 , Ky , 195	MTC	UR	49,046			\$43.32	0.67	12,643	9.84	6.52
4	Transfer Facility	N/A	MTC	OB	164,007			\$49.11	0.67	12,297	10.63	7.41

**MONTHLY REPORT OF COST AND QUALITY OF COAL FOR ELECTRIC PLANTS  
ORIGIN, TONNAGE, DELIVERED PRICE AND AS RECEIVED QUALITY**

1. Report for: Mo. August 2000

2. Reporting Company: Florida Power Corporation

3. Plant Name: Crystal River 4 & 5

4. Name, Title and Telephone Number of Contact

Person Concerning Data Submitted on this Form

Delmar J. Clark Jr., Senior Financial Analyst - Regulatory  
(727) 824-6616

5. Signature of Official Submitting Report

*Delmar J. Clark, Jr. (dmd)*

Delmar J. Clark Jr., Senior Financial Analyst - Regulatory

6. Date Completed: October 13, 2000

Line No.	Supplier Name	Mine Location	Purchase Type	Tons	F.O.B. Mine Price (\$/Ton)	Short Haul & Loading Charges (\$/Ton)	Original Invoice Price (\$/Ton)	Retro-active Price Increases (\$/Ton)	Base Price (\$/Ton)	Quality Adjust-ments (\$/Ton)	Effective Purchase Price (\$/Ton)
(a)	(b)	(c)	(d)	(e)	(f)	(g)	(h)	(i)	(j)	(k)	(l)
1	Powell Mountain Coal Company	08 , Ky , 119	LTC	58,098		\$0.00		\$0.00			
2	AEI Resources	08 , Ky , 195	LTC	9,621		\$0.00		\$0.00			
3	Quaker Coal Company, Inc.	08 , Ky , 195	MTC	49,046		\$0.00		\$0.00			
4	Transfer Facility	N/A	MTC	164,007		\$0.00		N/A			

**MONTHLY REPORT OF COST AND QUALITY OF COAL FOR ELECTRIC PLANTS  
ORIGIN, TONNAGE, DELIVERED PRICE AND AS RECEIVED QUALITY**

1. Report for: Mo. August 2000

2. Reporting Company: Florida Power Corporation

3. Plant Name: Crystal River 4 & 5

4. Name, Title and Telephone Number of Contact  
Person Concerning Data Submitted on this Form  
Delmar J. Clark Jr., Senior Financial Analyst - Regulatory  
(727) 824-6616

5. Signature of Official Submitting Report

*Delmar J. Clark, Jr. (dms)*  
Delmar J. Clark Jr., Senior Financial Analyst - Regulatory

6. Date Completed: October 13, 2000

Line No.	Supplier Name	Mine Location	Shipping Point	Transportation Mode	Tons	Effective Purchase Price (\$/Ton)	Additional Shorthaul & Loading Charges (\$/Ton)	Rail Rate (\$/Ton)	Other Rail Charges (\$/Ton)	River Barge Rate (\$/Ton)	Trans-loading Rate (\$/Ton)	Ocean Barge Rate (\$/Ton)	Other Water Charges (\$/Ton)	Other Related Charges (\$/Ton)	Transportation Charges (\$/Ton)	F.O.B. Plant Price (\$/Ton)
(a)	(b)	(c)	(d)	(e)	(f)	(g)	(h)	(i)	(j)	(k)	(l)	(m)	(n)	(o)	(p)	(q)
1	Powell Mountain Coal Company	08 , Ky , 119	Knott, Ky	UR	58,098		N/A			N/A	N/A	N/A	\$0.00	\$0.00		\$51.22
2	AEI Resources	08 , Ky , 195	Pike, Ky	UR	9,621		N/A			N/A	N/A	N/A	\$0.00	\$0.00		\$42.79
3	Quaker Coal Company, Inc.	08 , Ky , 195	Pike, Ky	UR	49,046		N/A			N/A	N/A	N/A	\$0.00	\$0.00		\$43.32
4	Transfer Facility	N/A	Plaquemines Parrish, La	OB	164,007		N/A			N/A	N/A	N/A	\$0.00	\$0.00		\$49.11

**MONTHLY REPORT OF COST AND QUALITY OF COAL FOR ELECTRIC PLANTS  
ORIGIN, TONNAGE, DELIVERED PRICE AND AS RECEIVED QUALITY**

1. Report for: Mo. August 2000

2. Reporting Company: Florida Power Corporation

3. Plant Name: Transfer Facility - IMT

4. Name, Title and Telephone Number of Contact

Person Concerning Data Submitted on this Form

Delmar J. Clark Jr., Senior Financial Analyst - Regulatory  
(727) 824-6616

5. Signature of Official Submitting Report

Delmar J. Clark, Jr. (dmd)  
Delmar J. Clark Jr., Senior Financial Analyst - Regulatory

6. Date Completed: October 13, 2000

Line No.	Supplier Name	Mine Location	Purchase Type	Transportation Mode	Tons	Effective Purchase Price (\$/Ton)	Total Transportation Cost (\$/Ton)	F.O.B. Plant Price (\$/Ton)	As Received Coal Quality			
									Percent Sulfur (%)	Btu Content (Btu/lb)	Percent Ash (%)	Percent Moisture (%)
(a)	(b)	(c)	(d)	(e)	(f)	(g)	(h)	(i)	(j)	(k)	(l)	(m)
1	A. T. Massey Coal Co.	08 , Ky , 195	LTC	TR&B	19,955			\$41.83	0.59	12,445	9.54	7.17
2	A. T. Massey Coal Co.	08 , Ky , 195	LTC	TR&B	9,159			\$41.83	0.74	12,683	8.76	6.91
3	A. T. Massey Coal Co.	08 , Wv , 5	LTC	TR&B	63,707			\$41.83	0.73	12,568	10.53	6.07
4	Sandy River Synfuel, LLC	08 , Wv , 99	LTC	B	71,089			\$45.00	0.69	12,228	10.47	7.74
5	Black Hawk Synfuel LLC	08 , Wv , 39	S	B	20,707			\$36.31	0.67	12,116	12.49	7.08

MONTHLY REPORT OF COST AND QUALITY OF COAL FOR ELECTRIC PLANTS  
ORIGIN, TONNAGE, DELIVERED PRICE AND AS RECEIVED QUALITY

1. Report for: Mo. August 2000

2. Reporting Company: Florida Power Corporation

3. Plant Name: Transfer Facility - IMT

4. Name, Title and Telephone Number of Contact  
Person Concerning Data Submitted on this Form  
Delmar J. Clark Jr., Senior Financial Analyst - Regulatory  
(727) 824-6616

5. Signature of Official Submitting Report

*Delmar J. Clark Jr. (dmd)*  
Delmar J. Clark Jr., Senior Financial Analyst - Regulatory

6. Date Completed: October 13, 2000

Line No.	Supplier Name	Mine Location	Purchase Type	Tons	F.O.B. Mine Price (\$/Ton)	Short Haul & Loading Charges (\$/Ton)	Original Invoice Price (\$/Ton)	Retro-active Price Increases (\$/Ton)	Base Price (\$/Ton)	Quality Adjustments (\$/Ton)	Effective Purchase Price (\$/Ton)
(a)	(b)	(c)	(d)	(e)	(f)	(g)	(h)	(i)	(j)	(k)	(l)
1	A. T. Massey Coal Co.	08 , Ky , 195	LTC	19,955		\$0.00		\$0.00			
2	A. T. Massey Coal Co.	08 , Ky , 195	LTC	9,159		\$0.00		\$0.00			
3	A. T. Massey Coal Co.	08 , Wv , 5	LTC	63,707		\$0.00		\$0.00			
4	Sandy River Synfuel, LLC	08 , Wv , 99	LTC	71,089		\$0.00		\$0.00			
5	Black Hawk Synfuel LLC	08 , Wv , 39	S	20,707		\$0.00		\$0.00			

MONTHLY REPORT OF COST AND QUALITY OF COAL FOR ELECTRIC PLANTS  
ORIGIN, TONNAGE, DELIVERED PRICE AND AS RECEIVED QUALITY

- 1. Report for: Mo. August 2000
- 2. Reporting Company: Florida Power Corporation
- 3. Plant Name: Transfer Facility - IMT

4. Name, Title and Telephone Number of Contact  
Person Concerning Data Submitted on this Form  
Delmar J. Clark Jr., Senior Financial Analyst - Regulatory  
(727) 824-6616

5. Signature of Official Submitting Report

Delmar J. Clark, Jr. (dmd)  
Delmar J. Clark Jr., Senior Financial Analyst - Regulatory

6. Date Completed: October 13, 2000

Line No.	Supplier Name	Mine Location	Shipping Point	Transportation Mode	Tons	Effective Purchase Price (\$/Ton)	Additional Shorthaul & Loading Charges (\$/Ton)	Rail Rate (\$/Ton)	Other Rail Charges (\$/Ton)	River Barge Rate (\$/Ton)	Trans-loading Rate (\$/Ton)	Ocean Barge Rate (\$/Ton)	Other Water Charges (\$/Ton)	Other Related Charges (\$/Ton)	Transportation Charges (\$/Ton)	F.O.B. Plant Price (\$/Ton)
(a)	(b)	(c)	(d)	(e)	(f)	(g)	(h)	(i)	(j)	(k)	(l)	(m)	(n)	(o)	(p)	(q)
1	A. T. Massey Coal Co.	08 , Ky , 195	Pike, Ky	TR&B	19,955		N/A	N/A	N/A	N/A	N/A	N/A	N/A	N/A		\$41.83
2	A. T. Massey Coal Co.	08 , Ky , 195	Pike, Ky	TR&B	9,159		N/A	N/A	N/A	N/A	N/A	N/A	N/A	N/A		\$41.83
3	A. T. Massey Coal Co.	08 , Wv , 5	Wayne, Wv	TR&B	63,707		N/A	N/A	N/A	N/A	N/A	N/A	N/A	N/A		\$41.83
4	Sandy River Synfuel, LLC	08 , Wv , 99	Wayne, Wv	B	71,089		N/A	N/A	N/A	N/A	N/A	N/A	N/A	N/A		\$45.00
5	Black Hawk Synfuel LLC	08 , Wv , 39	Kanawha, Wv	B	20,707		N/A	N/A	N/A	N/A	N/A	N/A	N/A	N/A		\$36.31

**MONTHLY REPORT OF COST AND QUALITY OF COAL FOR ELECTRIC PLANTS  
REPORT OF ADJUSTMENTS TO PREVIOUS COAL DELIVERIES**

1. Report for: Mo. August 2000

2. Reporting Company: Florida Power Corporation

3. Plant Name: Crystal River 1 & 2

4. Name, Title and Telephone Number of Contact  
Person Concerning Data Submitted on this Form

Delmar J. Clark Jr., Senior Financial Analyst - Regulatory  
(727) 824-6616

5. Signature of Official Submitting Report

*Delmar J. Clark Jr. (dmd)*  
Delmar J. Clark Jr., Senior Financial Analyst - Regulatory

6. Date Completed: October 13, 2000

Line No.	Month Reported	Form Plant Name	Intended Generating Plant	Supplier	Original Line Number	Old Volume (tons)	Form No.	Column Title	Old Value	New Value	New F.O.B. Plant Price	Reason for Revision
(a)	(b)	(c)	(d)	(e)	(f)	(g)	(h)	(i)	(j)	(k)	(l)	(m)
1	07/00	CR1&2	CR1&2	Quaker Coal Company, Inc.	2	9,770	2A	(k) Quality Adjustments			\$42.47	Quality Adjustment



MONTHLY REPORT OF COST AND QUALITY OF COAL FOR ELECTRIC PLANTS  
 REPORT OF ADJUSTMENTS TO PREVIOUS COAL DELIVERIES

1. Report for: Mo. August 2000

2. Reporting Company: Florida Power Corporation

3. Plant Name: Crystal River 4 & 5

4. Name, Title and Telephone Number of Contact  
 Person Concerning Data Submitted on this Form  
 Delmar J. Clark Jr., Senior Financial Analyst - Regulatory  
 (727) 824-6616

5. Signature of Official Submitting Report

*Delmar J. Clark, Jr. (dmd)*  
 Delmar J. Clark Jr., Senior Financial Analyst - Regulatory

6. Date Completed: October 13, 2000

Line No.	Month Reported	Form Plant Name	Intended Generating Plant	Supplier	Original Line Number	Old Volume (tons)	Form No.	Column Title	Old Value	New Value	New F.O.B. Plant Price	Reason for Revision
(a)	(b)	(c)	(d)	(e)	(f)	(g)	(h)	(i)	(j)	(k)	(l)	(m)
1	07/00	CR4&5	CR4&5	AEI Resources	2	9,761	2A	(k) Quality Adjustments			\$43.10	Quality Adjustment
2	07/00	CR4&5	CR4&5	Quaker Coal Company, Inc.	4	29,948	2A	(k) Quality Adjustments			\$42.80	Quality Adjustment

MONTHLY REPORT OF COST AND QUALITY OF COAL FOR ELECTRIC PLANTS  
 REPORT OF ADJUSTMENTS TO PREVIOUS COAL DELIVERIES

1. Report for: Mo. August 2000

2. Reporting Company: Florida Power Corporation

3. Plant Name: Transfer Facility - IMT

4. Name, Title and Telephone Number of Contact  
 Person Concerning Data Submitted on this Form  
 Delmar J. Clark Jr., Senior Financial Analyst - Regulatory  
 (727) 824-6616

5. Signature of Official Submitting Report

*Delmar J. Clark, Jr (dms)*  
 Delmar J. Clark Jr., Senior Financial Analyst - Regulatory

6. Date Completed: October 13, 2000

Line No.	Month Reported	Form Plant Name	Intended Generating Plant	Supplier	Original Line Number	Old Volume (tons)	Form No.	Column Title	Old Value	New Value	New F.O.B. Plant Price	Reason for Revision
(a)	(b)	(c)	(d)	(e)	(f)	(g)	(h)	(i)	(j)	(k)	(l)	(m)

NONE