



RECEIVED-FPSC

00 NOV 15 PM 3:11

Writer's Direct Dial:
(561) 691-7101

RECORDS AND REPORTING

R. Wade Litchfield
Senior Attorney
Florida Authorized House Counsel
Florida Power & Light Company
700 Universe Boulevard
Juno Beach, FL 33408-0420
(561) 691-7135 (Facsimile)

ORIGINAL

November 15, 2000

VIA HAND DELIVERY

Blanca S. Bayó, Director
Division of Records and Reporting
Florida Public Service Commission
Betty Easley Conference Center
Room 110
2540 Shumard Oak Boulevard
Tallahassee, Florida 32399-0850

Re: Docket No. 000001-EI; Monthly Fuel Filings

Dear Ms. Bayó:

Enclosed herewith for filing is the original and five (5) copies of the following monthly fuel reports for FPL:

- (a) FPSC Forms 423-1, 423-1(a) and 423-1(b) for the month of August 2000;
- (b) FPSC Forms 423-2, 423-2(a), and 423-2(b) for Plant Scherer for the month of July 2000; and
- (c) FPSC Forms 423-2, 423-2(a), and 423-2(b) for St. Johns River Power Park for the month of August 2000.

APP _____ FPL's Request for Confidential Classification of the information removed from Form 423-1(a) is being filed
CAF _____ under separate cover.
CMP _____
COM _____
CTR _____
ECR _____
LEG _____
OPC _____
PAI _____
RGO _____
SEC _____
SER _____
OTH _____

Should you have any questions regarding this filing, please contact me at (561) 691-7101.

Handwritten signatures:
RGO: *Handwritten signature*
SER: *Handwritten signature*

DOCUMENT NUMBER-DATE

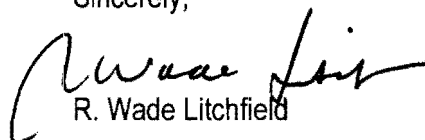
14744 NOV 15 8

FPSC-RECORDS/REPORTING

Blanca S. Bayó, Director
Division of Records and Reporting
Florida Public Service Commission
November 15, 2000
Page 2

Thanking you for your attention to this matter, I remain,

Sincerely,



R. Wade Litchfield

RWL/jsb
Enclosures

cc: Service List

ORIGINAL

MONTHLY REPORT OF COST AND QUALITY OF FUEL OIL FOR ELECTRIC PLANTS
ORIGIN, VOLUME, DELIVERED PRICE AND AS RECEIVED QUANTITY


1. REPORTING MONTH: AUG YEAR: 2000
2. REPORTING COMPANY: FLORIDA POWER & LIGHT COMPANY
3. NAME, TITLE TELEPHONE NUMBER OF CONTACT PERSON CONCERNING DATA
SUBMITTED ON THIS FORM: RITA MCLELLAN, REGULATORY AFFAIRS, (305) - 552- 4069
4. SIGNATURE OF OFFICIAL SUBMITTING REPORT: *Paul A. Kamm*
5. DATE COMPLETED: 10/16/2000

LINE NO	PLANT	SUPPLIER	SHIPPING POINT	PURCHASE TYPE	DELIVERY LOCATION	DELIVERY DATE	TYPE OIL	SULFUR (%)	BTU CONTENT (BTU / GAL)	VOLUME (BBLs)	PRICE (\$/BBL)
1	CAPE CANAVERAL	COASTAL	HOFTI	MTC	PORT CANAVERAL	08/26/2000	F06	0.97	152214	164629	30.4450
2	MANATEE	COASTAL	CORPUS CHRISTI	MTC	PORT MANATEE	08/02/2000	F06	0.87	153143	276590	26.5000
3	MANATEE	COASTAL	RIVER	MTC	PORT MANATEE	08/19/2000	F06	0.94	151595	276594	26.8100
4	SANFORD	COASTAL	HOFTI	MTC	JACKSONVILLE	08/27/2000	F06	1.06	151405	77087	30.3450
5	FT. MYERS	FAMM	IMTT ST ROSE, LA	MTC	BOCA GRANDE	08/04/2000	F06	1.00	153905	97819	25.9030
6	FT. MYERS	FAMM	IMTT ST ROSE, LA	MTC	BOCA GRANDE	08/10/2000	F06	0.94	154024	97018	25.9030
7	FT. MYERS	FAMM	FREEPORT, BAHAMAS	MTC	BOCA GRANDE	08/16/2000	F06	1.00	151000	96897	27.8860
8	FT. MYERS	FAMM	FREEPORT, BAHAMAS	MTC	BOCA GRANDE	08/22/2000	F06	0.99	151143	97728	29.8530
9	FT. MYERS	FAMM	IMTT ST ROSE, LA	MTC	BOCA GRANDE	08/29/2000	F06	0.97	152929	96951	30.3440
10	CAPE CANAVERAL	NOVARCO	ST EUSTATIUS	MTC	PORT CANAVERAL	08/06/2000	F06	0.96	150095	238070	25.1580
11	CAPE CANAVERAL	NOVARCO	IMTT ST ROSE, LA	MTC	PORT CANAVERAL	08/17/2000	F06	0.97	152381	79828	29.2220
12	PT. EVERGLADES	NOVARCO	FREEPORT, BAHAMAS	MTC	PORT EVERGLADES	08/12/2000	F06	1.00	150595	239097	25.1880
13	SANFORD	NOVARCO	IMTT ST ROSE, LA	MTC	JACKSONVILLE	08/19/2000	F06	0.96	152357	152778	29.2220
14	MARTIN	COASTAL	IN RIVER	S	PALM BEACH	08/26/2000	F06	0.97	151905	129895	30.4250
15	MANATEE	COASTAL	NORCO-MOTIVA	S	PORT MANATEE	08/07/2000	F06	0.88	153905	99761	26.7150
16	MANATEE	COASTAL	HOFTI	S	PORT MANATEE	08/09/2000	F06	0.97	150952	275016	26.4800
17	MARTIN	GLENCORE	IMTT GRETNA, LA	S	PALM BEACH	08/23/2000	F06	1.00	152000	78543	30.2250
18	PT. EVERGLADES	GLENCORE	BORCO, BAHAMAS	S	PORT EVERGLADES	08/21/2000	F06	1.00	149690	152066	27.4090
19	RIVIERA	GLENCORE	IMTT GRETNA, LA	S	RIVIERA	08/23/2000	F06	1.00	151762	38864	30.2250
20	TURKEY POINT	GLENCORE	HOFTI	S	FISHER ISLAND	08/11/2000	F06	0.99	153762	117435	26.1330
21	TURKEY POINT	GLENCORE	BORCO, BAHAMAS	S	FISHER ISLAND	08/22/2000	F06	0.99	149333	160122	27.3430
22	PT. EVERGLADES	KOCH	ST CROIX	S	PORT EVERGLADES	08/30/2000	F06	0.96	152143	33463	25.8080
23	PT. EVERGLADES	KOCH	IMMINGHAM, UK	S	PORT EVERGLADES	08/31/2000	F06	1.00	151929	200000	24.1830
24	MARTIN	NOVARCO	IMTT ST ROSE, LA	S	PALM BEACH	08/02/2000	F06	1.00	153833	129714	24.7320
25	MARTIN	NOVARCO	IMTT ST ROSE, LA	S	PALM BEACH	08/14/2000	F06	0.99	154143	143217	27.3730
26	MARTIN	NOVARCO	IN RIVER	S	PALM BEACH	08/27/2000	F06	0.95	153500	145104	30.7070
27	PT. EVERGLADES	NOVARCO	STATIA	S	PORT EVERGLADES	08/26/2000	F06	1.00	149643	271229	29.5180

MONTHLY REPORT OF COST AND QUALITY OF FUEL OIL FOR ELECTRIC PLANTS
ORIGIN, VOLUME, DELIVERED PRICE AND AS RECEIVED QUANTITY

FPSC FORM NO. 423-1

1. REPORTING MONTH: AUG YEAR: 2000
2. REPORTING COMPANY: FLORIDA POWER & LIGHT COMPANY

3. NAME, TITLE TELEPHONE NUMBER OF CONTACT PERSON CONCERNING DATA
SUBMITTED ON THIS FORM: RITA MCLELLAN, REGULATORY AFFAIRS, (305) 852-4069
4. SIGNATURE OF OFFICIAL SUBMITTING REPORT: 
5. DATE COMPLETED: 10/16/2000

LINE NO	PLANT	SUPPLIER	SHIPPING POINT	PURCHASE TYPE	DELIVERY LOCATION	DELIVERY DATE	TYPE OIL	SULFUR (%)	BTU CONTENT (BTU / GAL)	VOLUME (BBLs)	PRICE (\$/BBL)
28	RIVIERA	NOVARCO	IMTT ST ROSE, LA	S	RIVIERA	08/05/2000	F06	1.90	153333	119200	21.5800
29	RIVIERA	NOVARCO	IMTT ST ROSE, LA	S	RIVIERA	08/15/2000	F06	2.00	153357	117463	23.9070
30	RIVIERA	NOVARCO	IN RIVER	S	RIVIERA	08/28/2000	F06	2.10	153167	118663	26.1050
31	SANFORD	STEUART	HOVENA ST CROIX	S	JACKSONVILLE	08/02/2000	F06	0.96	152214	210339	25.5580
32	SANFORD	STEUART	HOVENA ST CROIX	S	JACKSONVILLE	08/05/2000	F06	0.96	152214	43512	25.5580
33	SANFORD	STEUART	HOVENA ST CROIX	S	JACKSONVILLE	08/09/2000	F06	0.98	152310	44003	25.5580
34	SANFORD	STEUART	N/A	S	JACKSONVILLE	08/15/2000	F06	1.50	148738	8584	23.9500
35	TURKEY POINT	STREICHER	NA-TRUCK DELIVERY	STC		08/23/2000	FO2	N/A	N/A	29	*
36	PT. EVERGLADES	AMERIGAS	NA-TRUCK DELIVERY	STC		08/03/2000	PRO	N/A	N/A	13	46.0000
37	PT. EVERGLADES	AMERIGAS	NA-TRUCK DELIVERY	STC		08/16/2000	PRO	N/A	N/A	7	46.0000
38	PT. EVERGLADES	AMERIGAS	NA-TRUCK DELIVERY	STC		08/31/2000	PRO	N/A	N/A	8	49.0000
39	RIVIERA	AMERIGAS	NA-TRUCK DELIVERY	STC		08/31/2000	PRO	N/A	N/A	7	50.0000
40	RIVIERA	AMERIGAS	NA-TRUCK DELIVERY	STC		08/03/2000	PRO	N/A	N/A	6	47.0000
41	RIVIERA	AMERIGAS	NA-TRUCK DELIVERY	STC		08/17/2000	PRO	N/A	N/A	6	47.0000
42	MARTIN	INDIANTOWN	NA-TRUCK DELIVERY	STC		08/22/2000	PRO	N/A	N/A	13	38.0000
43	MANATEE	SUBURBAN	NA-TRUCK DELIVERY	STC		08/18/2000	PRO	N/A	N/A	8	45.0000
44	MANATEE	SUBURBAN	NA-TRUCK DELIVERY	STC		08/04/2000	PRO	N/A	N/A	10	45.0000
45	SANFORD	SUBURBAN	NA-TRUCK DELIVERY	STC		08/03/2000	PRO	N/A	N/A	9	45.0000
46	SANFORD	SUBURBAN	NA-TRUCK DELIVERY	STC		08/22/2000	PRO	N/A	N/A	8	45.0000
47	CAPE CANAVERAL	SUBURBAN	NA-TRUCK DELIVERY	STC		08/29/2000	PRO	N/A	N/A	7	45.0000

EDITED COPY

MONTHLY REPORT OF COST AND QUALITY OF FUEL OIL FOR ELECTRIC PLANTS DETAIL OF INVOICE AND TRANSPORTATION CHARGES

FPSC FORM NO. 423-1 (a)

1. REPORTING MONTH: AUG YEAR: 2000

2. REPORTING COMPANY: FLORIDA POWER LIGHT COMPANY

3. NAME, TITLE, TELEPHONE NUMBER OF CONTACT PERSON CONCERNING DATA
SUBMITTED ON THIS FORM: RITA MCLELLAN, REGULATORY AFFAIRS, (305) 552 - 4069

4. SIGNATURE OF OFFICIAL SUBMITTING REPORT: 

5. DATE COMPLETED: 10/16/2000

(A)	(B)	(C)	(D)	(E)	(F)	(G)	(H)	(I)	(J)	(K)	(L)	(M)	(N)	(O)	(P)	(Q)	(R)
LINE NO.	PLANT	SUPPLIER	DELIVERY LOCATION	DELIVERY DATE	TYPE OIL	VOLUME (BBLs)	INVOICE PRICE (\$/BBL)	INVOICE AMOUNT (\$)	DISCOUNT (\$)	NET AMOUNT (\$)	NET PRICE (\$/BBL)	QUALITY ADJUST. (\$/BBL)	EFFECTIVE PUR PRICE (\$/BBL)	TRANSP TO TERM (\$/BBL)	ADDITIONAL TRANS CHGS (\$/BBL)	OTHER CHGS (\$/BBL)	DELIVERED PRICE (\$/BBL)
1	CAPE CANAVERAL	COASTAL	PORT CANAVERAL	08/26/200	F06	164629											31.0015
2	MANATEE	COASTAL	PORT MANATEE	08/02/200	F06	276590											26.7357
3	MANATEE	COASTAL	PORT MANATEE	08/19/200	F06	276594											27.0457
4	SANFORD	COASTAL	JACKSONVILLE	08/27/200	F06	77087											31.6121
5	FT. MYERS	FAMM	BOCA GRANDE	08/04/200	F06	97819											26.3040
6	FT. MYERS	FAMM	BOCA GRANDE	08/10/200	F06	97018											26.3040
7	FT. MYERS	FAMM	BOCA GRANDE	08/16/200	F06	96897											28.2870
8	FT. MYERS	FAMM	BOCA GRANDE	08/22/200	F06	97728											30.2540
9	FT. MYERS	FAMM	BOCA GRANDE	08/29/200	F06	96951											30.7450
10	CAPE CANAVERAL	NOVARCO	PORT CANAVERAL	08/06/200	F06	238070											25.7145
11	CAPE CANAVERAL	NOVARCO	PORT CANAVERAL	08/17/200	F06	79828											29.7785
12	PT. EVERGLADES	NOVARCO	PORT EVERGLADES	08/12/200	F06	239097											25.4322
13	SANFORD	NOVARCO	JACKSONVILLE	08/19/200	F06	152778											30.4891
14	MARTIN	COASTAL	PALM BEACH	08/26/200	F06	129895											30.8629
15	MANATEE	COASTAL	PORT MANATEE	08/07/200	F06	99761											26.9507
16	MANATEE	COASTAL	PORT MANATEE	08/09/200	F06	275016											26.7157
17	MARTIN	GLENCORE	PALM BEACH	08/23/200	F06	78543											30.6629
18	PT. EVERGLADES	GLENCORE	PORT EVERGLADES	08/21/200	F06	152066											27.6532
19	RIVIERA	GLENCORE	RIVIERA	08/23/200	F06	38864											30.4170
20	TURKEY POINT	GLENCORE	FISHER ISLAND	08/11/200	F06	117435											26.9159
21	TURKEY POINT	GLENCORE	FISHER ISLAND	08/22/200	F06	160122											28.1259
22	PT. EVERGLADES	KOCH	PORT EVERGLADES	08/30/200	F06	33463											26.0522
23	PT. EVERGLADES	KOCH	PORT EVERGLADES	08/31/200	F06	200000											24.4272
24	MARTIN	NOVARCO	PALM BEACH	08/02/200	F06	129714											25.1699
25	MARTIN	NOVARCO	PALM BEACH	08/14/200	F06	143217											27.8109
26	MARTIN	NOVARCO	PALM BEACH	08/27/200	F06	145104											31.1449
27	PT. EVERGLADES	NOVARCO	PORT EVERGLADES	08/26/200	F06	271229											29.7622
28	RIVIERA	NOVARCO	RIVIERA	08/05/200	F06	119200											21.7720
29	RIVIERA	NOVARCO	RIVIERA	08/15/200	F06	117463											24.0990
30	RIVIERA	NOVARCO	RIVIERA	08/28/200	F06	118663											26.2970

EDITED COPY

MONTHLY REPORT OF COST AND QUALITY OF FUEL OIL FOR ELECTRIC PLANTS DETAIL OF INVOICE AND TRANSPORTATION CHARGES

FPSC FORM NO. 423-1 (a)

1. REPORTING MONTH: AUG YEAR: 2000

2. REPORTING COMPANY: FLORIDA POWER LIGHT COMPANY

3. NAME, TITLE TELEPHONE NUMBER OF CONTACT PERSON CONCERNING DATA
SUBMITTED ON THIS FORM: RITA MCLELLAN, REGULATORY AFFAIRS, (305) 552 - 4069

4. SIGNATURE OF OFFICIAL SUBMITTING REPORT: *Paul A. Karm*

5. DATE COMPLETED: 10/16/2000

(A)	(B)	(C)	(D)	(E)	(F)	(G)	(H)	(I)	(J)	(K)	(L)	(M)	(N)	(O)	(P)	(Q)	(R)
LINE NO.	PLANT	SUPPLIER	DELIVERY LOCATION	DELIVERY DATE	TYPE OIL	VOLUME (BBL)	INVOICE PRICE (\$/BBL)	INVOICE AMOUNT (\$)	DISCOUNT (\$)	NET AMOUNT (\$)	NET PRICE (\$/BBL)	QUALITY ADJUST. (\$/BBL)	EFFECTIVE PUR PRICE (\$/BBL)	TRANSP TO TERM (\$/BBL)	ADDITIONAL TRANS CHGS (\$/BBL)	OTHER CHGS (\$/BBL)	DELIVERED PRICE (\$/BBL)
31	SANFORD	STEUART	JACKSONVILLE	08/02/200	F06	210339											26.8251
32	SANFORD	STEUART	JACKSONVILLE	08/05/200	F06	43512											26.8251
33	SANFORD	STEUART	JACKSONVILLE	08/09/200	F06	44003											26.8251
34	SANFORD	STEUART	JACKSONVILLE	08/15/200	F06	8584											25.2171
35	TURKEY POINT	STREICHER		08/23/200	FO2	29											50.8400
36	PT. EVERGLADES	AMERIGAS		08/03/200	PRO	13	46.0000	598	0	598	46.0000	0.0000	46.0000	0.0000	0.0000	0.0000	46.0000
37	PT. EVERGLADES	AMERIGAS		08/16/200	PRO	7	46.0000	322	0	322	46.0000	0.0000	46.0000	0.0000	0.0000	0.0000	46.0000
38	PT. EVERGLADES	AMERIGAS		08/31/200	PRO	8	49.0000	392	0	392	49.0000	0.0000	49.0000	0.0000	0.0000	0.0000	49.0000
39	RIVIERA	AMERIGAS		08/31/200	PRO	7	50.0000	350	0	350	50.0000	0.0000	50.0000	0.0000	0.0000	0.0000	50.0000
40	RIVIERA	AMERIGAS		08/03/200	PRO	6	47.0000	282	0	282	47.0000	0.0000	47.0000	0.0000	0.0000	0.0000	47.0000
41	RIVIERA	AMERIGAS		08/17/200	PRO	6	47.0000	282	0	282	47.0000	0.0000	47.0000	0.0000	0.0000	0.0000	47.0000
42	MARTIN	INDIANTOWN		08/22/200	PRO	13	38.0000	494	0	494	38.0000	0.0000	38.0000	0.0000	0.0000	0.0000	38.0000
43	MANATEE	SUBURBAN		08/18/200	PRO	8	45.0000	360	0	360	45.0000	0.0000	45.0000	0.0000	0.0000	0.0000	45.0000
44	MANATEE	SUBURBAN		08/04/200	PRO	10	45.0000	450	0	450	45.0000	0.0000	45.0000	0.0000	0.0000	0.0000	45.0000
45	SANFORD	SUBURBAN		08/03/200	PRO	9	45.0000	405	0	405	45.0000	0.0000	45.0000	0.0000	0.0000	0.0000	45.0000
46	SANFORD	SUBURBAN		08/22/200	PRO	8	45.0000	360	0	360	45.0000	0.0000	45.0000	0.0000	0.0000	0.0000	45.0000
47	CAPE CANAVERAL	SUBURBAN		08/29/200	PRO	7	45.0000	315	0	315	45.0000	0.0000	45.0000	0.0000	0.0000	0.0000	45.0000

FPSC FORM NO. 423-1(b)

MONTHLY REPORT OF COST AND QUALITY OF FUEL OIL FOR ELECTRIC PLANTS
 REPORT OF ADJUSTMENTS TO PREVIOUS OIL DELIVERIES

1. REPORTING MONTH: AUGUST YEAR: 2000

3. NAME, TITLE, & TELEPHONE NUMBER OF CONTACT PERSON CONCERNING DATA
 SUBMITTED ON THIS FORM: RITA McLELLAN, REGULATORY AFFAIRS,

2. REPORTING COMPANY: FLORIDA POWER & LIGHT COMPANY

4. SIGNATURE OF OFFICIAL SUBMITTING REPORT: 

5. DATE COMPLETED: 10/13/2000

LINE NO.	MONTH REPORTED	FORM PLANT NAME	SUPPLIER	ORIGINAL LINE NUMBER	OLD VOLUME (BBLs)	FORM NO.	COLUMN DESIGNATOR & TITLE	OLD VALUE	NEW VALUE	NEW DELIVERED PRICE (\$/BBL)	REASON FOR REVISION
(A)	(B)	(C)	(D)	(E)	(F)	(G)	(H)	(I)	(J)	(K)	(L)
1	NONE										

**MONTHLY REPORT OF COST AND QUALITY OF COAL FOR ELECTRIC PLANTS
DETAILED PURCHASED COAL INVOICE INFORMATION**

1. Reporting Month: **July** Year: **2000**
 2. Reporting Company: **FLORIDA POWER & LIGHT COMPANY**
 3. Plant Name: **R.W.SCHERER**

4. Name, Title & Telephone Number of Contact Person Concerning Data Submitted on this Form: Michael J. Frank, Principal Accountant (912) 994-0022, ext. 3904.

5. Signature of Official Submitting Report: *Kenneth J. Brookway*

6. Date Completed: 20-Sep-00

Line No. (a)	Supplier Name (b)	Mine Location (c)	Purch. Type (d)	Tons (e)	FOB Mine Price (\$/Ton) (f)	Shorthaul & Loading Charges (\$/Ton) (g)	Original Invoice Price (\$/Ton) (h)	Retroactive Price Increase (\$/Ton) (i)	Base Price (\$/Ton) (j)	Quality Adjustments (\$/Ton) (k)	Effective Purchase Price (\$/Ton) (l)
(1)	AEI COAL SALES	08/KY/159	MTC	20,713.93	44.694	-	44.694	-	44.694	3.324	48.018
(2)	KENNECOTT ENERGY	19/WY/005	S	65,689.52	4.644	-	4.644	-	4.644	0.003	4.647
(3)	JACOBS RANCH	19/WY/005	S	196,927.58	4.441	-	4.441	-	4.441	0.054	4.495
(4)	AEI COAL SALES	08/KY/195	MTC	4,747.38	45.272	-	45.272	-	45.272	1.041	46.313

**MONTHLY REPORT OF COST AND QUALITY OF COAL FOR ELECTRIC PLANTS
ORIGIN, TONNAGE, DELIVERED PRICE, AND AS RECEIVED QUALITY**

1. Reporting Month: **July** Year: **2000**
 2. Reporting Company: **FLORIDA POWER & LIGHT COMPANY**
 3. Plant Name: **R.W.SCHERER**

4. Name, Title & Telephone Number of Contact Person Concerning Data
 Submitted on this Form: Michael J. Frank, Principal Accountant
 (912) 994-0022, ext. 3904.

5. Signature of Official Submitting Report:



6. Date Completed: **20-Sep-00**

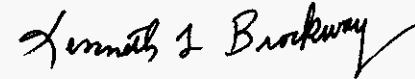
Line No.	Supplier Name	Mine Location	Purchase Type	Transport Mode	Tons	Purchase Price (\$/Ton)	Effective Transport Charges (\$/Ton)	Total FOB Plant Price (\$/Ton)	Sulfur Content (%)	Btu Content (Btu/lb)	Ash Content (%)	Moisture Content (%)
(a)	(b)	(c)	(d)	(e)	(f)	(g)	(h)	(i)	(j)	(k)	(l)	(m)
(1)	AEI COAL SALES	08/KY/159	MTC	UR	20,713.93	48.018	12.61	60.628	0.52	12,734	7.90	6.40
(2)	KENNECOTT ENERGY	19/WY/005	S	UR	65,689.52	4.647	21.80	26.447	0.22	8,806	5.24	26.45
(3)	JACOBS RANCH	19/WY/005	S	UR	196,927.58	4.495	21.80	26.295	0.36	8,889	4.81	27.16
(4)	AEI COAL SALES	08/KY/195	MTC	UR	4,747.38	46.313	12.31	58.623	0.64	12,230	11.55	6.34

**MONTHLY REPORT OF COST AND QUALITY OF COAL FOR ELECTRIC PLANTS
DETAILED TRANSPORTATION INVOICE INFORMATION**

1. Reporting Month: **July** Year: **2000**
 2. Reporting Company: **FLORIDA POWER & LIGHT COMPANY**
 3. Plant Name: **R.W.SCHERER**

4. Name, Title & Telephone Number of Contact Person Concerning Data
 Submitted on this Form: Michael J. Frank, Principal Accountant
 (912) 994-0022, ext. 3904.

5. Signature of Official Submitting Report:



6. Date Completed: 20-Sep-00

Line No.	Supplier Name	Mine Location	Shipping Point	Transport Mode	Tons	Effective Purchase Price (\$/Ton)	Additional Shorthaul & Loading Charges (\$/Ton)	Rail Charges		Waterborne Charges				Other Related Charges (\$/Ton)	Total Transportation Charges (\$/Ton)	FOB Plant Price (\$/Ton)
								Rail Rate (\$/Ton)	Other Rail Charges (\$/Ton)	River Barge Rate (\$/Ton)	Trans-loading Rate (\$/Ton)	Ocean Barge Rate (\$/Ton)	Other Water Charges (\$/Ton)			
(a)	(b)	(c)	(d)	(e)	(f)	(g)	(h)	(i)	(j)	(k)	(l)	(m)	(n)	(o)	(p)	(q)
(1)	AEI COAL SALES	08/KY/159	PONTIKI, KY.	UR	20,713.93	48.018	-	12.61	-	-	-	-	-	-	12.61	60.628
(2)	KENNECOTT ENERGY	19/WY/005	CONVERSE JCTN WY	UR	65,689.52	4.647	-	21.80	-	-	-	-	-	-	21.80	26.447
(3)	JACOBS RANCH	19/WY/005	JACOBS JCTN, WY.	UR	196,927.58	4.495	-	21.80	-	-	-	-	-	-	21.80	26.295
(4)	AEI COAL SALES	08/KY/195	THOMAS, KY.	UR	4,747.38	46.313	-	12.31	-	-	-	-	-	-	12.31	58.623

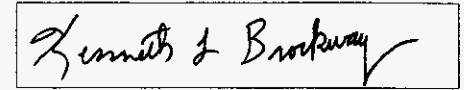
**MONTHLY REPORT OF COST AND QUALITY OF COAL FOR ELECTRIC PLANTS
ORIGIN, TONNAGE, DELIVERED PRICE AND AS RECEIVED QUALITY**

1. Report For Month/Yr: **August 2000**

4. Name, Title & Telephone Number of Contact
Person Concerning Data Submitted on this Form: **Rita McLellan (305-552-4069)**

2. Reporting Company: **Florida Power & Light**

5. Signature of Official Submitting Report:



3. Plant Name: **St. Johns River Power Park (SJRPP)**

6. Date Completed: **September 6, 2000**

Line No.	Supplier Name	Mine Location	Purchase Type	Transportation Mode	Tons	Effective Purchase Price (\$/Ton)	Total Trans Cost (\$/Ton)	FOB Plant Price (\$/Ton)	As Received Coal Quality			
									Sulfur Content (%)	Btu Content (%)	Ash Content (%)	Moisture Content (%)
(a)	(b)	(c)	(d)	(e)	(f)	(g)	(h)	(i)	(j)	(k)	(l)	(m)
1	Aimcor	,TX,	S	OC	2,784	11.50	0.00	11.50	5.82	14,142	0.40	7.80
2	Arch Coal Sales	08,KY,195	LTC	UR	5,470	24.89	15.20	40.09	1.53	12,562	11.30	5.40
3	Intercor	45,IM,999	LTC	OC	31,955	36.03	0.00	36.03	0.68	11,827	7.90	10.90
4	James River Coal Sales, Inc.	08,KY,095	LTC	UR	8,095	28.62	15.39	44.01	1.46	12,695	9.50	5.60
5	Koch Carbon Inc.	,ARUBA,	S	OC	11,596	12.50	0.00	12.50	5.86	14,678	0.30	3.40
6	RAG Coal Sales of America	02,PA,059	S	UR	3,090	20.25	15.82	36.07	2.28	13,111	7.70	6.10
7	TCP Petcoke Corporation	,TX,	LTC	OC	6,794	15.95	0.00	15.95	6.60	14,175	0.20	6.40

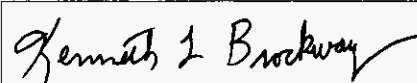
**MONTHLY REPORT OF COST AND QUALITY OF COAL FOR ELECTRIC PLANTS
DETAIL OF INVOICE PURCHASE PRICE**

1. Report For Month/Yr: **August 2000**

4. Name, Title & Telephone Number of Contact
Person Concerning Data Submitted on this Form: **Rita McLellan (305-552-4069)**

2. Reporting Company: **Florida Power & Light**

5. Signature of Official Submitting Report:



3. Plant Name: **St. Johns River Power Park (SJRPP)**

6. Date Completed: **September 6, 2000**

Line No.	Supplier Name	Mine Location	Purchase Type	Tons	FOB Mine Price (\$/Ton)	Short Haul & Loading Charge	Original Invoice Price (\$/Ton)	Retro-active Price Increases (\$/Ton)	Base Price (\$/Ton)	Quality Adjustments (\$/Ton)	Effective Purchase Price (\$/Ton)
(a)	(b)	(c)	(d)	(e)	(f)	(g)	(h)	(i)	(j)	(k)	(l)
1	Aimcor	,TX,	S	2,784	11.50	0.00	11.50	0.00	11.50	0.00	11.50
2	Arch Coal Sales	08,KY,195	LTC	5,470	24.89	0.00	24.89	0.00	24.89	0.00	24.89
3	Intercor	45,IM,999	LTC	31,955	36.03	0.00	36.03	0.00	36.03	0.00	36.03
4	James River Coal Sales, Inc.	08,KY,095	LTC	8,095	28.62	0.00	28.62	0.00	28.62	0.00	28.62
5	Koch Carbon Inc.	,ARUBA,	S	11,596	12.50	0.00	12.50	0.00	12.50	0.00	12.50
6	RAG Coal Sales of America	02,PA,059	S	3,090	20.25	0.00	20.25	0.00	20.25	0.00	20.25
7	TCP Petcoke Corporation	,TX,	LTC	6,794	15.95	0.00	15.95	0.00	15.95	0.00	15.95

**MONTHLY REPORT OF COST AND QUALITY OF COAL FOR ELECTRIC PLANTS
DETAIL OF TRANSPORTATION CHARGES**

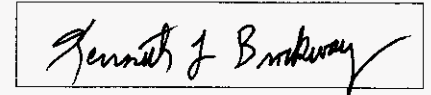
1. Report For Month/Yr: August 2000

4. Name, Title & Telephone Number of Contact

Person Concerning Data Submitted on this Form: Rita McLellan (305-552-4069)

2. Reporting Company: Florida Power & Light

5. Signature of Official Submitting Report:



3. Plant Name: St. Johns River Power Park (SJRPP)

6. Date Completed:

September 6, 2000

Line No.	Supplier Name	Mine Location	Shipping Point	Transportation Mode	Tons	Effective Purchase Price (\$/Ton)	Short Haul & Loading Charge (\$/Ton)	Rail Charges		Waterborne Charges				Total Transport Charges (\$/Ton)	FOB Plant Price (\$/Ton)	
								Rail Rate (\$/Ton)	Other Rail Charges (\$/Ton)	River Barge Rate (\$/Ton)	Trans-loading Rate (\$/Ton)	Ocean Barge Rate (\$/Ton)	Other Water Charges (\$/Ton)			Related Charges (\$/Ton)
(a)	(b)	(c)	(d)	(e)	(f)	(g)	(h)	(i)	(j)	(k)	(l)	(m)	(n)	(o)		
1	Aimcor	,TX,	AIMCOR	OC	2,784	11.50	0.00	0.00	0.00	0.00	0.00	0.00	0.00	0.00	0.00	11.50
2	Arch Coal Sales	08,KY,195	PRAISE	UR	5,470	24.89	0.00	15.20	0.00	0.00	0.00	0.00	0.00	0.00	15.20	40.09
3	Intercor	45,IM,999	EL CERREJON	OC	31,955	36.03	0.00	0.00	0.00	0.00	0.00	0.00	0.00	0.00	0.00	36.03
4	James River Coal Sales, Inc	08,KY,095	CLOVER MINE	UR	8,095	28.62	0.00	15.39	0.00	0.00	0.00	0.00	0.00	0.00	15.39	44.01
5	Koch Carbon Inc.	,ARUBA,	KOCH CARBON	OC	11,596	12.50	0.00	0.00	0.00	0.00	0.00	0.00	0.00	0.00	0.00	12.50
6	RAG Coal Sales of America	02,PA,059	EMERALD MINE	UR	3,090	20.25	0.00	15.82	0.00	0.00	0.00	0.00	0.00	0.00	15.82	36.07
7	TCP Petcoke Corporation	,TX,	TCP-DOMESTIC	OC	6,794	15.95	0.00	0.00	0.00	0.00	0.00	0.00	0.00	0.00	0.00	15.95

CERTIFICATE OF SERVICE

I, THE UNDERSIGNED COUNSEL, HEREBY CERTIFY that copies of Florida Power & Light Company's Forms 423-1, 423-1(a) edited, and 423-1(b) for the month of August 2000; 423-2, 423-2(a), and 423-2(b) for the month of July 2000 for Plant Scherer; and 423-2, 423-2(a), and 423-2(b) for the month of August 2000 for St. Johns River Power Park, have been served via first class mail, postage prepaid to the parties listed below, this 15th day of November, 2000:

Bob Elias, Chief
Bureau of Electric & Gas
Division of Legal Services
Florida Public Service Commission
Gerald L. Gunter Building - Third Floor
2540 Shumard Oak Boulevard
Tallahassee, FL 32399-0850

G. Edison Holland, Esquire
Beggs & Lane
P.O. Box 12950
Pensacola, FL 32576

Major Gary A. Enders
United States Air Force
HQ USAF/ULT, STOP 21
Tyndall AFB, FL 32403-6001

Kenneth Hoffman, Esquire
Rutledge, Ecenia, Underwood
Purnell & Hoffman, P.A.
P.O. Box 551
Tallahassee, FL 32301-0551

Occidental Chemical Corporation
Energy Group
P.O. Box 809050
Dallas, TX 75380-9050

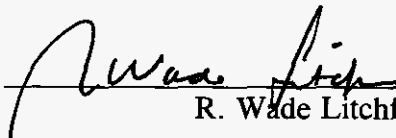
Joseph A. McGlothlin, Esquire
Vicki Gordon Kaufman, Esquire
McWhirter, Reeves, McGlothlin,
Davidson, Etc.
117 S. Gadsden Street
Tallahassee, FL 32301

Jack Shreve, Esquire
Office of Public Counsel
111 W. Madison Street
Room 812
Tallahassee, FL 32399-1400

Lee L. Wills, Esquire
James D. Beasley, Esquire
Ausley, McMullen, McGehee,
Carothers & Proctor
P.O. Box 391
Tallahassee, FL 32302

Lee G. Schmudde, Esquire
Reedy Creek Utilities, Inc.
P.O. Box 40
Lake Buena Vista, FL 32830

James A. McGee, Esquire
P.O. Box 14042
St. Petersburg, FL 33733


R. Wade Litchfield