



Writer's Direct Dial:
(561) 691-7101

R. Wade Litchfield
Senior Attorney
Florida Authorized House Counsel
Florida Power & Light Company
700 Universe Boulevard
Juno Beach, FL 33408-0420
(561) 691-7135 (Facsimile)

ORIGINAL

December 14, 2000

VIA HAND DELIVERY

Blanca S. Bayó, Director
Division of Records and Reporting
Florida Public Service Commission
Betty Easley Conference Center
Room 110
2540 Shumard Oak Boulevard
Tallahassee, Florida 32399-0850

RECEIVED-FPSC
00 DEC 14 PM 3:59
RECORDS AND REPORTING

Re: Docket No. 000001-EI; Monthly Fuel Filings

Dear Ms. Bayó:

Enclosed herewith for filing is the original and five (5) copies of the following monthly fuel reports for FPL:

- (a) FPSC Forms 423-1, 423-1(a) and 423-1(b) for the month of August 2000;
- (b) FPSC Forms 423-2, 423-2(a), and 423-2(b) for Plant Scherer for the month of July 2000; and
- (c) FPSC Forms 423-2, 423-2(a), and 423-2(b) for St. Johns River Power Park for the month of August 2000.

FPL's Request for Confidential Classification of the information removed from Form 423-1(a) is being filed under separate cover.

Should you have any questions regarding this filing, please contact me at (561) 691-7101.

APP _____
 CAF _____
 CMP _____
 COM _____
 CTR _____
 ECR _____
 LEG _____
 OPC _____
 PAI _____
 RGO _____
 SEC _____
 SER _____
 OTH _____

Vanover
Bohannon
Chen
Stiles

an FPL Group company

RECEIVED & FILED
man
 FPSC-BUREAU OF RECORDS

DOCUMENT NUMBER-DATE

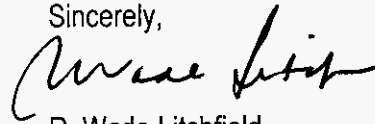
15998 DEC 14 8

FPSC-RECORDS/REPORTING

Blanca S. Bayó, Director
Division of Records and Reporting
Florida Public Service Commission
December 14, 2000
Page 2

Thanking you for your attention to this matter, I remain,

Sincerely,

A handwritten signature in black ink, appearing to read "R. Wade Litchfield". The signature is written in a cursive style with a large initial "R" and a long, sweeping underline.

R. Wade Litchfield

RWL/jsb
Enclosures

cc: Service List

MONTHLY REPORT OF COST AND QUALITY OF FUEL OIL FOR ELECTRIC PLANTS
ORIGIN, VOLUME, DELIVERED PRICE AND AS RECEIVED QUANTITY

FPSC FORM NO. 423-1

1. REPORTING MONTH: SEP YEAR: 2000

2. REPORTING COMPANY: FLORIDA POWER & LIGHT COMPANY

3. NAME, TITLE, TELEPHONE NUMBER OF CONTACT PERSON CONCERNING DATA
SUBMITTED ON THIS FORM: RITA MCLELLAN, REGULATORY AFFAIRS, (305) - 552- 40694. SIGNATURE OF OFFICIAL SUBMITTING REPORT: 

5. DATE COMPLETED: 11/16/2000

LINE NO	PLANT	SUPPLIER	SHIPPING POINT	PURCHASE TYPE	DELIVERY LOCATION	DELIVERY DATE	TYPE OIL	SULFUR (%)	BTU CONTENT (BTU / GAL)	VOLUME (BBLs)	PRICE (\$/BBL)
1	MANATEE	COASTAL	ST ROSE & GRETNA	MTC	PORT MANATEE	09/29/2000	F06	0.95	153119	277353	31.4450
2	PT. EVERGLADES	COASTAL	HOFTI	MTC	PORT EVERGLADES	09/23/2000	F06	0.96	150976	271519	33.0950
3	MANATEE	COASTAL	HOFTI	MTC	PORT MANATEE	09/11/2000	F06	0.96	148952	274993	30.2150
4	FT. MYERS	FAMM	IMTT ST ROSE, LA	MTC	BOCA GRANDE	09/03/2000	F06	1.00	153976	95530	29.8190
5	FT. MYERS	FAMM	IMTT ST ROSE, LA	MTC	BOCA GRANDE	09/09/2000	F06	0.99	153357	97888	31.3940
6	FT. MYERS	FAMM	BORCO BAHAMAS	MTC	BOCA GRANDE	09/26/2000	F06	0.99	151929	85852	33.0280
7	PT. EVERGLADES	FAMM	IMTT ST ROSE, LA	MTC	PORT EVERGLADES	09/17/2000	F06	0.99	153929	110159	33.7730
8	TURKEY POINT	FAMM	BORCO BAHAMAS	MTC	FISHER ISLAND	09/21/2000	F06	0.99	152310	111346	33.3060
9	CAPE CANAVERAL	NOVARCO	NEW ORLEANS	MTC	PORT CANAVERAL	09/13/2000	F06	1.40	154238	53898	30.2740
10	MANATEE	NOVARCO	IN RIVER	MTC	PORT MANATEE	09/24/2000	F06	0.95	152976	230600	32.8780
11	SANFORD	NOVARCO	USGC	MTC	JACKSONVILLE	09/02/2000	F06	1.00	153190	232454	30.0000
12	SANFORD	NOVARCO	IN RIVER	MTC	JACKSONVILLE	09/12/2000	F06	1.40	154405	175841	30.2740
13	MARTIN	COASTAL	RIVER	S	PALM BEACH	09/26/2000	F06	1.00	154286	126176	33.1450
14	TURKEY POINT	COASTAL	GRETNA & ST ROSE	S	FISHER ISLAND	09/05/2000	F06	0.99	152595	130238	30.0500
15	CAPE CANAVERAL	GLENCORE	PINEY PT, MARYLAND	S	PORT CANAVERAL	09/10/2000	F06	0.95	154619	169285	29.9130
16	MARTIN	GLENCORE	NOLA	S	PALM BEACH	09/03/2000	F06	1.00	151024	118207	29.9500
17	PT. EVERGLADES	GLENCORE	NOLA	S	PORT EVERGLADES	09/08/2000	F06	0.99	150571	133277	28.5100
18	TURKEY POINT	GLENCORE	NOLA	S	FISHER ISLAND	09/14/2000	F06	1.00	151452	117915	33.1750
19	TURKEY POINT	GLENCORE	NOLA	S	FISHER ISLAND	09/28/2000	F06	1.00	152024	120604	31.5420
20	PT. EVERGLADES	KOCH	ST.CROIX	S	PORT EVERGLADES	09/01/2000	F06	0.96	152143	200000	25.8080
21	TURKEY POINT	KOCH	ST CROIX	S	FISHER ISLAND	09/01/2000	F06	0.96	152024	78185	25.8080
22	MARTIN	NOVARCO	HOFTI	S	PALM BEACH	09/08/2000	F06	0.98	151071	47699	29.9400
23	MARTIN	NOVARCO	HOFTI	S	PALM BEACH	09/21/2000	F06	0.97	152310	114461	33.0980
24	MARTIN	NOVARCO	FREEPORT, BAHAMAS	S	PALM BEACH	09/27/2000	F06	0.92	152000	144595	32.9480
25	RIVIERA	NOVARCO	HOFTI	S	RIVIERA	09/07/2000	F06	0.98	151071	96804	29.9400
26	RIVIERA	NOVARCO	ST ROSE & GRETNA	S	RIVIERA	09/09/2000	F06	2.00	153071	113512	26.8630
27	RIVIERA	NOVARCO	HOFTI	S	RIVIERA	09/21/2000	F06	0.97	152310	29259	33.0980

MONTHLY REPORT OF COST AND QUALITY OF FUEL OIL FOR ELECTRIC PLANTS
ORIGIN, VOLUME, DELIVERED PRICE AND AS RECEIVED QUANTITY

FPSC FORM NO. 423-1

1. REPORTING MONTH: SEP YEAR: 2000

2. REPORTING COMPANY: FLORIDA POWER & LIGHT COMPANY

3. NAME, TITLE TELEPHONE NUMBER OF CONTACT PERSON CONCERNING DATA
SUBMITTED ON THIS FORM: RITA MCLELLAN, REGULATORY AFFAIRS, (305) - 852- 4069

4. SIGNATURE OF OFFICIAL SUBMITTING REPORT: 

5. DATE COMPLETED: 11/16/2000

LINE NO	PLANT	SUPPLIER	SHIPPING POINT	PURCHASE TYPE	DELIVERY LOCATION	DELIVERY DATE	TYPE OIL	SULFUR (%)	BTU CONTENT (BTU / GAL)	VOLUME (BBLS)	PRICE (\$/BBL)
28	RIVIERA	NOVARCO	RIVER	S	RIVIERA	09/22/2000	F06	2.10	153690	114918	28.2970
29	RIVIERA	NOVARCO	BAHAMAS	S	RIVIERA	09/30/2000	F06	1.80	150643	117681	26.6780
30	SANFORD	STEUART	EL PALITO	S	JACKSONVILLE	09/23/2000	F06	1.30	151190	241553	30.5880
31	CAPE CANAVERAL	VITOL	BORCO, BAHAMAS	S	PORT CANAVERAL	09/21/2000	F06	0.93	149881	134322	29.7380
32	MANATEE	COASTAL	NA-TRUCK DELIVERY	STC		09/16/2000	FO2	N/A	N/A	155	*
33	MANATEE	COASTAL	NA-TRUCK DELIVERY	STC		09/16/2000	FO2	N/A	N/A	152	*
34	TURKEY POINT	STREICHER	NA-TRUCK DELIVERY	STC		09/27/2000	FO2	N/A	N/A	106	*
35	PT. EVERGLADES	AMERIGAS	NA-TRUCK DELIVERY	STC		09/15/2000	PRO	N/A	N/A	8	50.0900
36	PT. EVERGLADES	AMERIGAS	NA-TRUCK DELIVERY	STC		09/28/2000	PRO	N/A	N/A	7	48.5200
37	RIVIERA	AMERIGAS	NA-TRUCK DELIVERY	STC		09/14/2000	PRO	N/A	N/A	7	51.0000
38	FT. MYERS	AMERIGAS	NA-TRUCK DELIVERY	STC		09/18/2000	PRO	N/A	N/A	7	56.2200
39	RIVIERA	AMERIGAS	NA-TRUCK DELIVERY	STC		09/28/2000	PRO	N/A	N/A	6	49.4300
40	TURKEY POINT	AMERIGAS	NA-TRUCK DELIVERY	STC		09/01/2000	PRO	N/A	N/A	6	49.1700
41	MARTIN	INDIANTOWN	NA-TRUCK DELIVERY	STC		09/01/2000	PRO	N/A	N/A	12	38.2200
42	MARTIN	INDIANTOWN	NA-TRUCK DELIVERY	STC		09/26/2000	PRO	N/A	N/A	14	38.2200
43	MANATEE	SUBURBAN	NA-TRUCK DELIVERY	STC		09/01/2000	PRO	N/A	N/A	3	44.9900
44	MANATEE	SUBURBAN	NA-TRUCK DELIVERY	STC		09/29/2000	PRO	N/A	N/A	6	49.0800
45	SANFORD	SUBURBAN	NA-TRUCK DELIVERY	STC		09/20/2000	PRO	N/A	N/A	9	49.0300
46	MANATEE	SUBURBAN	NA-TRUCK DELIVERY	STC		09/15/2000	PRO	N/A	N/A	7	49.0700

EDITED COPY

**MONTHLY REPORT OF COST AND QUALITY OF FUEL OIL FOR ELECTRIC PLANTS
DETAIL OF INVOICE AND TRANSPORTATION CHARGES**

FPSC FORM NO. 423-1 (a)

1. REPORTING MONTH: SEP YEAR: 2000

2. REPORTING COMPANY: FLORIDA POWER LIGHT COMPANY

3. NAME, TITLE TELEPHONE NUMBER OF CONTACT PERSON CONCERNING DATA
SUBMITTED ON THIS FORM: RITA MCLELLAN, REGULATORY AFFAIRS, (309) 552-4069

4. SIGNATURE OF OFFICIAL SUBMITTING REPORT: 

5. DATE COMPLETED: 11/16/2000

(A) LINE NO.	(B) PLANT	(C) SUPPLIER	(D) DELIVERY LOCATION	(E) DELIVERY DATE	(F) TYPE OIL	(G) VOLUME (BBL)	(H) INVOICE PRICE (\$/BBL)	(I) INVOICE AMOUNT (\$)	(J) DISCOUNT (\$)	(K) NET AMOUNT (\$)	(L) NET PRICE (\$/BBL)	(M) QUALITY ADJUST. (\$/BBL)	(N) EFFECTIVE PUR PRICE (\$/BBL)	(O) TRANSP TO TERM (\$/BBL)	(P) ADDITIONAL TRANS CHGS (\$/BBL)	(Q) OTHER CHGS (\$/BBL)	(R) DELIVERED PRICE (\$/BBL)
1	MANATEE	COASTAL	PORT MANATEE	09/29/200	F06	277353											31.6807
2	PT. EVERGLADES	COASTAL	PORT EVERGLADES	09/23/200	F06	271519											33.3392
3	MANATEE	COASTAL	PORT MANATEE	09/11/200	F06	274993											30.4507
4	FT. MYERS	FAMM	BOCA GRANDE	09/03/200	F06	95530											30.2198
5	FT. MYERS	FAMM	BOCA GRANDE	09/09/200	F06	97888											31.7948
6	FT. MYERS	FAMM	BOCA GRANDE	09/26/200	F06	85852											33.4288
7	PT. EVERGLADES	FAMM	PORT EVERGLADES	09/17/200	F06	110159											34.0172
8	TURKEY POINT	FAMM	FISHER ISLAND	09/21/200	F06	111346											34.0889
9	CAPE CANAVERAL	NOVARCO	PORT CANAVERAL	09/13/200	F06	53898											30.8305
10	MANATEE	NOVARCO	PORT MANATEE	09/24/200	F06	230600											33.1137
11	SANFORD	NOVARCO	JACKSONVILLE	09/02/200	F06	232454											31.2671
12	SANFORD	NOVARCO	JACKSONVILLE	09/12/200	F06	175841											31.5411
13	MARTIN	COASTAL	PALM BEACH	09/26/200	F06	126176											33.5829
14	TURKEY POINT	COASTAL	FISHER ISLAND	09/05/200	F06	130238											30.8329
15	CAPE CANAVERAL	GLENCORE	PORT CANAVERAL	09/10/200	F06	169285											30.4695
16	MARTIN	GLENCORE	PALM BEACH	09/03/200	F06	118207											30.3879
17	PT. EVERGLADES	GLENCORE	PORT EVERGLADES	09/08/200	F06	133277											28.7542
18	TURKEY POINT	GLENCORE	FISHER ISLAND	09/14/200	F06	117915											33.9579
19	TURKEY POINT	GLENCORE	FISHER ISLAND	09/28/200	F06	120604											32.3249
20	PT. EVERGLADES	KOCH	PORT EVERGLADES	09/01/200	F06	200000											28.0522
21	TURKEY POINT	KOCH	FISHER ISLAND	09/01/200	F06	78185											28.5909
22	MARTIN	NOVARCO	PALM BEACH	09/08/200	F06	47699											30.3779
23	MARTIN	NOVARCO	PALM BEACH	09/21/200	F06	114461											33.5359
24	MARTIN	NOVARCO	PALM BEACH	09/27/200	F06	144595											33.3859
25	RIVIERA	NOVARCO	RIVIERA	09/07/200	F06	96804											30.1320
26	RIVIERA	NOVARCO	RIVIERA	09/09/200	F06	113512											27.0550
27	RIVIERA	NOVARCO	RIVIERA	09/21/200	F06	29259											33.2900
28	RIVIERA	NOVARCO	RIVIERA	09/22/200	F06	114918											28.4890
29	RIVIERA	NOVARCO	RIVIERA	09/30/200	F06	117681											26.8700
30	SANFORD	STEUART	JACKSONVILLE	09/23/200	F06	241553											31.8551

EDITED COPY

**MONTHLY REPORT OF COST AND QUALITY OF FUEL OIL FOR ELECTRIC PLANTS
DETAIL OF INVOICE AND TRANSPORTATION CHARGES**

FPSC FORM NO. 423-1 (a)

1. REPORTING MONTH: SEP YEAR: 2000
2. REPORTING COMPANY: FLORIDA POWER LIGHT COMPANY

3. NAME, TITLE, TELEPHONE NUMBER OF CONTACT PERSON CONCERNING DATA
SUBMITTED ON THIS FORM: RITA MCLELLAN, REGULATORY AFFAIRS, (305) 552-4069

4. SIGNATURE OF OFFICIAL SUBMITTING REPORT: *Paul A. Kamm*

5. DATE COMPLETED: 11/16/2000

(A)	(B)	(C)	(D)	(E)	(F)	(G)	(H)	(I)	(J)	(K)	(L)	(M)	(N)	(O)	(P)	(Q)	(R)
LINE NO.	PLANT	SUPPLIER	DELIVERY LOCATION	DELIVERY DATE	TYPE OIL	VOLUME (BBL)	INVOICE PRICE (\$/BBL)	INVOICE AMOUNT (\$)	DISCOUNT (\$)	NET AMOUNT (\$)	NET PRICE (\$/BBL)	QUALITY ADJUST. (\$/BBL)	EFFECTIVE PUR PRICE (\$/BBL)	TRANSP TO TERM (\$/BBL)	ADDITIONAL TRANS CHGS (\$/BBL)	OTHER CHGS (\$/BBL)	DELIVERED PRICE (\$/BBL)
31	CAPE CANAVERAL	VITOL	PORT CANAVERAL	09/21/200	F06	134322											30.2945
32	MANATEE	COASTAL		09/16/200	FO2	152											38.5000
33	MANATEE	COASTAL		09/16/200	FO2	155											38.5000
34	TURKEY POINT	STREICHER		09/27/200	FO2	106											50.0800
35	PT. EVERGLADES	AMERIGAS		09/15/200	PRO	8	50.0900	401	0	401	50.0900	0.0000	50.0900	0.0000	0.0000	0.0000	50.0900
36	PT. EVERGLADES	AMERIGAS		09/28/200	PRO	7	48.5200	340	0	340	48.5200	0.0000	48.5200	0.0000	0.0000	0.0000	48.5200
37	RIVIERA	AMERIGAS		09/14/200	PRO	7	51.0000	357	0	357	51.0000	0.0000	51.0000	0.0000	0.0000	0.0000	51.0000
38	FT. MYERS	AMERIGAS		09/18/200	PRO	7	56.2200	394	0	394	56.2200	0.0000	56.2200	0.0000	0.0000	0.0000	56.2200
39	RIVIERA	AMERIGAS		09/28/200	PRO	6	49.4300	297	0	297	49.4300	0.0000	49.4300	0.0000	0.0000	0.0000	49.4300
40	TURKEY POINT	AMERIGAS		09/01/200	PRO	6	49.1700	295	0	295	49.1700	0.0000	49.1700	0.0000	0.0000	0.0000	49.1700
41	MARTIN	INDIANTOWN		09/01/200	PRO	12	38.2200	459	0	459	38.2200	0.0000	38.2200	0.0000	0.0000	0.0000	38.2200
42	MARTIN	INDIANTOWN		09/26/200	PRO	14	38.2200	535	0	535	38.2200	0.0000	38.2200	0.0000	0.0000	0.0000	38.2200
43	MANATEE	SUBURBAN		09/01/200	PRO	3	44.9900	135	0	135	44.9900	0.0000	44.9900	0.0000	0.0000	0.0000	44.9900
44	MANATEE	SUBURBAN		09/29/200	PRO	6	49.0800	294	0	294	49.0800	0.0000	49.0800	0.0000	0.0000	0.0000	49.0800
45	SANFORD	SUBURBAN		09/20/200	PRO	9	49.0300	441	0	441	49.0300	0.0000	49.0300	0.0000	0.0000	0.0000	49.0300
46	MANATEE	SUBURBAN		09/15/200	PRO	7	49.0700	343	0	343	49.0700	0.0000	49.0700	0.0000	0.0000	0.0000	49.0700

FPSC FORM NO. 423-1(b)

MONTHLY REPORT OF COST AND QUALITY OF FUEL OIL FOR ELECTRIC PLANTS
REPORT OF ADJUSTMENTS TO PREVIOUS OIL DELIVERIES

1. REPORTING MONTH: SEPTEMBER YEAR: 2000

3. NAME, TITLE, & TELEPHONE NUMBER OF CONTACT PERSON CONCERNING DATA
SUBMITTED ON THIS FORM: RITA McLELLAN, REGULATORY AFFAIRS,

2. REPORTING COMPANY: FLORIDA POWER & LIGHT COMPANY

4. SIGNATURE OF OFFICIAL SUBMITTING REPORT: *Paul A. Kane*

5. DATE COMPLETED: 11/15/2000

LINE NO.	MONTH REPORTED	FORM PLANT NAME	SUPPLIER	ORIGINAL LINE NUMBER	OLD VOLUME (BBLS)	FORM NO.	COLUMN DESIGNATOR & TITLE	OLD VALUE	NEW VALUE	NEW DELIVERED PRICE (\$/BBL)	REASON FOR REVISION
(A)	(B)	(C)	(D)	(E)	(F)	(G)	(H)	(I)	(J)	(K)	(L)
1	NONE										

**MONTHLY REPORT OF COST AND QUALITY OF COAL FOR ELECTRIC PLANTS
ORIGIN, TONNAGE, DELIVERED PRICE, AND AS RECEIVED QUALITY**

1. Reporting Month: **August** Year: **2000**
 2. Reporting Company: **FLORIDA POWER & LIGHT COMPANY**
 3. Plant Name: **R.W.SCHERER**

4. Name, Title & Telephone Number of Contact Person Concerning Data Submitted on this Form: Michael J. Frank, Principal Accountant (912) 994-0022, ext. 3904.


5. Signature of Official Submitting Report:



6. Date Completed: 19-Oct-00

Line No.	Supplier Name	Mine Location	Purchase Type	Transport Mode	Tons	Purchase Price (\$/Ton)	Effective Transport Charges (\$/Ton)	Total FOB Plant Price (\$/Ton)	Sulfur Content (%)	Btu Content (Btu/lb)	Ash Content (%)	Moisture Content (%)
(a)	(b)	(c)	(d)	(e)	(f)	(g)	(h)	(i)	(j)	(k)	(l)	(m)
(1)	AEI COAL SALES	08/KY/159	MTC	UR	24,470.88	48.392	12.64	61.032	0.60	12,757	7.86	6.34
(2)	BLUEGRASS DEV	08/WV/059	MTC	UR	4,693.93	45.414	12.65	58.064	0.62	12,100	11.85	6.94
(3)	KENNECOTT	19/WY/005	S	UR	124,277.03	4.646	21.83	26.476	0.22	8,804	5.51	26.23
(4)	JACOBS RANCH	19/WY/005	S	UR	190,343.62	4.486	21.83	26.316	0.34	8,870	5.06	26.92
(5)	AEI COAL SALES	08/KY/195	MTC	UR	12,090.64	45.317	12.32	57.637	0.63	12,010	11.49	7.21

**MONTHLY REPORT OF COST AND QUALITY OF COAL FOR ELECTRIC PLANTS
DETAILED PURCHASED COAL INVOICE INFORMATION**

- | | | | | |
|-----------------------|------------------------------------------|-------|-------------|---------------------------------------------------------------------------------------------------------------------------------------------------------------|
| 1. Reporting Month: | August | Year: | 2000 | 4. Name, Title & Telephone Number of Contact Person Concerning Data Submitted on this Form: Michael J. Frank, Principal Accountant (912) 994-0022, ext. 3904. |
| 2. Reporting Company: | FLORIDA POWER & LIGHT COMPANY | | | 5. Signature of Official Submitting Report:  |
| 3. Plant Name: | R.W.SCHERER | | | |
| | | | | 6. Date Completed: 19-Oct-00 |

Line No.	Supplier Name	Mine Location	Purch. Type	Tons	FOB Mine Price (\$/Ton)	Shorthaul & Loading Charges (\$/Ton)	Original Invoice Price (\$/Ton)	Retroactive Price Increase (\$/Ton)	Base Price (\$/Ton)	Quality Adjustments (\$/Ton)	Effective Purchase Price (\$/Ton)
(a)	(b)	(c)	(d)	(e)	(f)	(g)	(h)	(i)	(j)	(k)	(l)
(1)	AEI COAL SALES	08/KY/159	MTC	24,470.88	44.961	-	44.961	-	44.961	3.431	48.392
(2)	BLUEGRASS DEV	08/WV/059	MTC	4,693.93	44.961	-	44.961	-	44.961	0.453	45.414
(3)	KENNECOTT ENERGY	19/WY/005	S	124,277.03	4.644	-	4.644	-	4.644	0.002	4.646
(4)	JACOBS RANCH	19/WY/005	S	190,343.62	4.441	-	4.441	-	4.441	0.045	4.486
(5)	AEI COAL SALES	08/KY/195	MTC	12,090.64	45.272	-	45.272	-	45.272	0.045	45.317

**MONTHLY REPORT OF COST AND QUALITY OF COAL FOR ELECTRIC PLANTS
DETAILED TRANSPORTATION INVOICE INFORMATION**

1. Reporting Month: **August** Year: **2000**
 2. Reporting Company: **FLORIDA POWER & LIGHT COMPANY**
 3. Plant Name: **R.W.SCHERER**

4. Name, Title & Telephone Number of Contact Person Concerning Data Submitted on this Form: Michael J. Frank, Principal Accountant (912) 994-0022, ext. 3904.

5. Signature of Official Submitting Report: *Ken Brinkman*

6. Date Completed: 19-Oct-00

Line No.	Supplier Name	Mine Location	Shipping Point	Transport Mode	Tons	Effective Purchase Price (\$/Ton)	Additional Shorthaul & Loading Charges (\$/Ton)	Rail Charges		Waterborne Charges					Total Transportation Charges (\$/Ton)	FOB Plant Price (\$/Ton)
								Rail Rate (\$/Ton)	Other Rail Charges (\$/Ton)	River Barge Rate (\$/Ton)	Trans-loading Rate (\$/Ton)	Ocean Barge Rate (\$/Ton)	Other Water Charges (\$/Ton)	Other Related Charges (\$/Ton)		
(a)	(b)	(c)	(d)	(e)	(f)	(g)	(h)	(i)	(j)	(k)	(l)	(m)	(n)	(o)	(p)	(q)
(1)	AEI COAL SALES	08/KY/159	PONTIKI, KY.	UR	24,470.88	48.392	-	12.64	-	-	-	-	-	-	12.64	61.032
(2)	BLUEGRASS DEV	08/WV/059	MARROWBONE, WV.	UR	4,693.93	45.414	-	12.65	-	-	-	-	-	-	12.65	58.064
(3)	KENNECOTT	19/WY/005	CONVERSE JCTN WY	UR	124,277.03	4.646	-	21.83	-	-	-	-	-	-	21.83	26.476
(4)	JACOBS RANCH	19/WY/005	JACOBS JCTN, WY.	UR	190,343.62	4.486	-	21.83	-	-	-	-	-	-	21.83	26.316
(5)	AEI COAL SALES	08/KY/195	THOMAS, KY.	UR	12,090.64	45.317	-	12.32	-	-	-	-	-	-	12.32	57.637

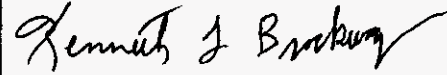
**MONTHLY REPORT OF COST AND QUALITY OF COAL FOR ELECTRIC PLANTS
ORIGIN, TONNAGE, DELIVERED PRICE AND AS RECEIVED QUALITY**

1. Report For Month/Yr: **September 2000**

4. Name, Title & Telephone Number of Contact
Person Concerning Data Submitted on this Form: **Rita McLellan (305-552-4069)**

2. Reporting Company: **Florida Power & Light**

5. Signature of Official Submitting Report:



3. Plant Name: **St. Johns River Power Park (SJRPP)**

6. Date Completed: **October 4, 2000**

Line No.	Supplier Name	Mine Location	Purchase Type	Transportation Mode	Tons	Effective Purchase Price (\$/Ton)	Total Trans Cost (\$/Ton)	FOB Plant Price (\$/Ton)	As Received Coal Quality			
									Sulfur Content (%)	Btu Content (%)	Ash Content (%)	Moisture Content (%)
(a)	(b)	(c)	(d)	(e)	(f)	(g)	(h)	(i)	(j)	(k)	(l)	(m)
1	Aimcor	,TX,	S	OC	5,508	11.50	0.00	11.50	5.85	14,018	0.40	7.90
2	Arch Coal Sales	08,WV,039	LTC	UR	2,048	21.45	17.35	38.80	0.94	12,052	14.90	5.00
3	Capex	,IM,	S	OC	7,320	26.58	0.00	26.58	5.92	14,360	0.30	6.30
4	Intercor	45,IM,999	LTC	OC	17,922	36.03	0.00	36.03	0.63	11,729	7.20	11.60
5	James River Coal Sales, Inc.	08,KY,095	LTC	UR	11,351	28.62	15.39	44.01	1.37	12,820	9.00	5.50
6	Oxbow Carbon & Minerals Inc.	999,IM,	S	OC	9,567	32.88	0.00	32.88	0.80	12,379	8.60	8.10
7	RAG Coal Sales of America	02,PA,059	S	UR	8,764	20.25	15.82	36.07	2.22	13,120	7.70	6.00
8	TCP Petcoke Corporation	,TX,	S	OC	6,628	29.29	0.00	29.29	5.32	14,426	0.20	6.10

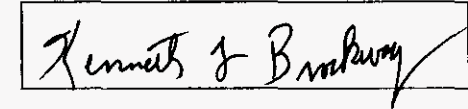
**MONTHLY REPORT OF COST AND QUALITY OF COAL FOR ELECTRIC PLANTS
DETAIL OF INVOICE PURCHASE PRICE**

1. Report For Month/Yr: **September 2000**

4. Name, Title & Telephone Number of Contact
Person Concerning Data Submitted on this Form: **Rita McLellan (305-552-4069)**

2. Reporting Company: **Florida Power & Light**

5. Signature of Official Submitting Report:



3. Plant Name: **St. Johns River Power Park (SJRPP)**

6. Date Completed: **October 4, 2000**

Line No.	Supplier Name	Mine Location	Purchase Type	Tons	FOB Mine Price (\$/Ton)	Short Haul & Loading Charge	Original Invoice Price (\$/Ton)	Retro-active Price Increases (\$/Ton)	Base Price (\$/Ton)	Quality Adjustments (\$/Ton)	Effective Purchase Price (\$/Ton)
(a)	(b)	(c)	(d)	(e)	(f)	(g)	(h)	(i)	(j)	(k)	(l)
1	Aimcor	,TX,	S	5,508	11.50	0.00	11.50	0.00	11.50	0.00	11.50
2	Arch Coal Sales	08,WV,039	LTC	2,048	21.45	0.00	21.45	0.00	21.45	0.00	21.45
3	Capex	,IM,	S	7,320	26.58	0.00	26.58	0.00	26.58	0.00	26.58
4	Intercor	45,IM,999	LTC	17,922	36.03	0.00	36.03	0.00	36.03	0.00	36.03
5	James River Coal Sales, Inc.	08,KY,095	LTC	11,351	28.62	0.00	28.62	0.00	28.62	0.00	28.62
6	Oxbow Carbon & Minerals Inc.	999,IM,	S	9,567	32.88	0.00	32.88	0.00	32.88	0.00	32.88
7	RAG Coal Sales of America	02,PA,059	S	8,764	20.25	0.00	20.25	0.00	20.25	0.00	20.25
8	TCP Petcoke Corporation	,TX,	S	6,628	29.29	0.00	29.29	0.00	29.29	0.00	29.29

**MONTHLY REPORT OF COST AND QUALITY OF COAL FOR ELECTRIC PLANTS
DETAIL OF TRANSPORTATION CHARGES**

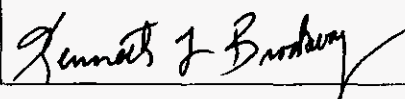
1. Report For Month/Yr: **September 2000**

4. Name, Title & Telephone Number of Contact

Person Concerning Data Submitted on this Form: **Rita McLellan (305-552-4069)**

2. Reporting Company: **Florida Power & Light**

5. Signature of Official Submitting Report:



3. Plant Name: **St. Johns River Power Park (SJRPP)**

6. Date Completed:

October 4, 2000

Line No.	Supplier Name	Mine Location	Shipping Point	Transportation Mode	Tons	Effective Purchase Price (\$/Ton)	Short Haul & Loading Charge (\$/Ton)	Rail Charges		Waterborne Charges				Total Transport Charges (\$/Ton)	FOB Plant Price (\$/Ton)	
								Rail Rate (\$/Ton)	Other Rail Charges (\$/Ton)	River Barge Rate (\$/Ton)	Trans-loading Rate (\$/Ton)	Ocean Barge Rate (\$/Ton)	Other Water Charges (\$/Ton)			Related Charges (\$/Ton)
(a)	(b)	(c)	(d)	(e)	(f)	(g)	(h)	(i)	(j)	(k)	(l)	(m)	(n)	(o)		
1	Aimcor	,TX,	AIMCOR	OC	5,508	11.50	0.00	0.00	0.00	0.00	0.00	0.00	0.00	0.00	0.00	11.50
2	Arch Coal Sales	08,WV,039	SAMPLES	UR	2,048	21.45	0.00	17.35	0.00	0.00	0.00	0.00	0.00	0.00	17.35	38.80
3	Capex	,IM,	CAPEX	OC	7,320	26.58	0.00	0.00	0.00	0.00	0.00	0.00	0.00	0.00	0.00	26.58
4	Intercor	45,IM,999	EL CERREJON	OC	17,922	36.03	0.00	0.00	0.00	0.00	0.00	0.00	0.00	0.00	0.00	36.03
5	James River Coal Sales, Inc	08,KY,095	CLOVER MINE	UR	11,351	28.62	0.00	15.39	0.00	0.00	0.00	0.00	0.00	0.00	15.39	44.01
6	Oxbow Carbon & Minerals In	999,IM,	GUASARE	OC	9,567	32.88	0.00	0.00	0.00	0.00	0.00	0.00	0.00	0.00	0.00	32.88
7	RAG Coal Sales of America	02,PA,059	EMERALD MINE	UR	8,764	20.25	0.00	15.82	0.00	0.00	0.00	0.00	0.00	0.00	15.82	36.07
8	TCP Petcoke Corporation	,TX,	TCP-DOMESTIC	OC	6,628	29.29	0.00	0.00	0.00	0.00	0.00	0.00	0.00	0.00	0.00	29.29

CERTIFICATE OF SERVICE

I, **THE UNDERSIGNED COUNSEL, HEREBY CERTIFY** that copies of Florida Power & Light Company's Forms 423-1, 423-1(a) edited, and 423-1(b) for the month of August 2000; 423-2, 423-2(a), and 423-2(b) for the month of July 2000 for Plant Scherer; and 423-2, 423-2(a), and 423-2(b) for the month of August 2000 for St. Johns River Power Park, have been served via first class mail, postage prepaid to the parties listed below, this 14th day of December, 2000:

Bob Elias, Chief
Bureau of Electric & Gas
Division of Legal Services
Florida Public Service Commission
Gerald L. Gunter Building - Third Floor
2540 Shumard Oak Boulevard
Tallahassee, FL 32399-0850

G. Edison Holland, Esquire
Beggs & Lane
P.O. Box 12950
Pensacola, FL 32576

Major Gary A. Enders
United States Air Force
HQ USAF/ULT, STOP 21
Tyndall AFB, FL 32403-6001

Kenneth Hoffman, Esquire
Rutledge, Ecenia, Underwood
Purnell & Hoffman, P.A.
P.O. Box 551
Tallahassee, FL 32301-0551

Occidental Chemical Corporation
Energy Group
P.O. Box 809050
Dallas, TX 75380-9050


Joseph A. McGlothlin, Esquire
Vicki Gordon Kaufman, Esquire
McWhirter, Reeves, McGlothlin,
Davidson, Etc.
117 S. Gadsden Street
Tallahassee, FL 32301

Jack Shreve, Esquire
Office of Public Counsel
111 W. Madison Street
Room 812
Tallahassee, FL 32399-1400

Lee L. Wills, Esquire
James D. Beasley, Esquire
Ausley, McMullen, McGehee,
Carothers & Proctor
P.O. Box 391
Tallahassee, FL 32302

Lee G. Schmudde, Esquire
Reedy Creek Utilities, Inc.
P.O. Box 40
Lake Buena Vista, FL 32830

James A. McGee, Esquire
P.O. Box 14042
St. Petersburg, FL 33733



R. Wade Litchfield