

AUSLEY & McMULLEN

ATTORNEYS AND COUNSELORS AT LAW

227 SOUTH CALHOUN STREET
P.O. BOX 391 (ZIP 32302)
TALLAHASSEE, FLORIDA 32301
(850) 224-9115 FAX (850) 222-7560

December 15, 2000

HAND DELIVERED

ORIGINAL

RECORDS AND
REPORTING

00 DEC 15 PM 4: 18

RECEIVED-FPSC

Ms. Blanca S. Bayo, Director
Division of Records and Reporting
Florida Public Service Commission
2540 Shumard Oak Boulevard
Tallahassee, Florida 32399-0850

Re: Fuel and Purchased Power Cost Recovery Clause
and Generating Performance Incentive Factor;
FPSC Docket No. 000001-EI

Dear Ms. Bayo:

Enclosed for filing in the above-styled docket are the original and ten (10) copies of Tampa Electric Company's Forms 423-1, 423-1(a), 423-1(b), 423-2, 423-2(a), 423-2(b) and 423-2(c) for the month of September 2000. Portions of Forms 423-1(a), 423-2, 423-2(a) and 423-2(b) have been whited out to delete certain confidential proprietary business information which is the subject of a separate request for specified confidential treatment being simultaneously filed herewith.

Please acknowledge receipt and filing of the above by stamping the duplicate copy of this letter and returning same to this writer.

Thank you for your assistance in connection with this matter.

Sincerely,


James D. Beasley

RECEIVED & FILED

man
FPSC-BUREAU OF RECORDS

- Mr. Tolson
- Mr. Ladd
- Mr. Nichols
- Mr. Rosen
- Mr. Sullivan
- Mr. Tavel
- Mr. Trotter
- Tele. Room
- Miss Holmes
- Miss Gandy

JDB/pp
Enclosures

cc: All Parties of Record (w/o encls.)

Hand deliver
Bohman

DOCUMENT NUMBER+DATE
15064 DEC 15 8
FPSC-RECORDS/REPORTING

MONTHLY REPORT OF COST AND QUALITY OF FUEL OIL FOR ELECTRIC PLANTS
ORIGIN, VOLUME, DELIVERED PRICE AND AS RECEIVED QUALITY

1. Reporting Month: October Year: 2000

2. Reporting Company: Tampa Electric Company

3. Name, Title & Telephone Number of Contact Person Concerning Data
Submitted on this Form: Jeffrey Chronister, Director Financial Reporting
(813) - 228 - 1609

4. Signature of Official Submitting Report: 
Jeffrey Chronister, Director Financial Reporting

6. Date Completed: December 15, 2000

Line No. (a)	Plant Name (b)	Supplier Name (c)	Shipping Point (d)	Purchase Type (e)	Delivery Location (f)	Delivery Date (g)	Type Oil (h)	Sulfur Content % (i)	BTU Content (BTU/Gal) (j)	Volume (Bbls) (k)	Delivered Price (\$/Bbl) (l)
1.	Gannon	Central	Tampa	MTC	Gannon	10/02/00	F02	*	*	711.00	\$40.3791
2.	Gannon	Central	Tampa	MTC	Gannon	10/03/00	F02	*	*	533.50	\$40.3791
3.	Gannon	Central	Tampa	MTC	Gannon	10/05/00	F02	*	*	177.02	\$40.3800
4.	Gannon	Central	Tampa	MTC	Gannon	10/06/00	F02	*	*	177.36	\$40.3785
5.	Gannon	Central	Tampa	MTC	Gannon	10/10/00	F02	*	*	95.52	\$41.1709
6.	Gannon	Central	Tampa	MTC	Gannon	10/16/00	F02	*	*	356.79	\$43.6634
7.	Gannon	Central	Tampa	MTC	Gannon	10/17/00	F02	*	*	711.38	\$43.6640
8.	Gannon	Central	Tampa	MTC	Gannon	10/19/00	F02	*	*	177.26	\$43.6644
9.	Gannon	Central	Tampa	MTC	Gannon	10/20/00	F02	*	*	177.07	\$43.6643
10.	Gannon	Central	Tampa	MTC	Gannon	10/24/00	F02	*	*	275.12	\$41.5224
11.	Gannon	Central	Tampa	MTC	Gannon	10/27/00	F02	*	*	497.57	\$41.5227
12.	Gannon	Central	Tampa	MTC	Gannon	10/30/00	F02	*	*	710.79	\$42.3332
13.	Gannon	Central	Tampa	MTC	Gannon	10/31/00	F02	*	*	178.10	\$42.3323
14.	Big Bend	Central	Tampa	MTC	Big Bend	10/05/00	F02	*	*	10,311.30	\$40.3791
15.	Big Bend	Central	Tampa	MTC	Big Bend	10/11/00	F02	*	*	10,584.59	\$41.1692
16.	Polk	BP	Tampa	MTC	Polk	10/01/00	F02	*	*	2,295.71	\$41.4463
17.	Polk	BP	Tampa	MTC	Polk	10/02/00	F02	*	*	1,413.48	\$42.8111
18.	Polk	BP	Tampa	MTC	Polk	10/24/00	F02	*	*	176.95	\$43.5468
19.	Polk	BP	Tampa	MTC	Polk	10/25/00	F02	*	*	1,946.40	\$42.8113
20.	Polk	BP	Tampa	MTC	Polk	10/26/00	F02	*	*	531.07	\$43.1263
21.	Polk	BP	Tampa	MTC	Polk	10/31/00	F02	*	*	1,769.86	\$41.2361
22.	Phillips	Central	Tampa	MTC	Phillips	10/13/00	F02	*	*	177.33	\$42.1679
23.	Phillips	Central	Tampa	MTC	Phillips	10/16/00	F02	*	*	177.19	\$44.6620
24.	Phillips	Central	Tampa	MTC	Phillips	10/02/00	F06	*	*	1,234.24	\$29.4728
25.	Phillips	Central	Tampa	MTC	Phillips	10/04/00	F06	*	*	1,072.88	\$29.4735

MONTHLY REPORT OF COST AND QUALITY OF FUEL OIL FOR ELECTRIC PLANTS
ORIGIN, VOLUME, DELIVERED PRICE AND AS RECEIVED QUALITY

1. Reporting Month: October Year: 2000

2. Reporting Company: Tampa Electric Company

3. Name, Title & Telephone Number of Contact Person Concerning Data
Submitted on this Form: Jeffrey Chronister, Director Financial Reporting
(813) - 228 - 1609

4. Signature of Official Submitting Report:



Jeffrey Chronister, Director Financial Reporting

6. Date Completed: December 15, 2000

Line No. (a)	Plant Name (b)	Supplier Name (c)	Shipping Point (d)	Purchase Type (e)	Delivery Location (f)	Delivery Date (g)	Type Oil (h)	Sulfur Content % (i)	BTU Content (BTU/Gal) (j)	Volume (Bbls) (k)	Delivered Price (\$/Bbl) (l)
26.	Phillips	Central	Tampa	MTC	Phillips	10/05/00	F06	*	*	1,200.09	\$29.4730
27.	Phillips	Central	Tampa	MTC	Phillips	10/06/00	F06	*	*	752.69	\$29.4703
28.	Phillips	Central	Tampa	MTC	Phillips	10/09/00	F06	*	*	450.67	\$29.3839
29.	Phillips	Central	Tampa	MTC	Phillips	10/10/00	F06	*	*	751.17	\$29.3839
30.	Phillips	Central	Tampa	MTC	Phillips	10/11/00	F06	*	*	900.40	\$29.3842
31.	Phillips	Central	Tampa	MTC	Phillips	10/12/00	F06	*	*	600.14	\$29.3844
32.	Phillips	Central	Tampa	MTC	Phillips	10/13/00	F06	*	*	600.48	\$29.3814
33.	Phillips	Central	Tampa	MTC	Phillips	10/23/00	F06	*	*	750.02	\$30.5719
34.	Phillips	Central	Tampa	MTC	Phillips	10/24/00	F06	*	*	751.14	\$30.5719
35.	Phillips	Central	Tampa	MTC	Phillips	10/25/00	F06	*	*	450.60	\$30.5712
36.	Phillips	Central	Tampa	MTC	Phillips	10/26/00	F06	*	*	600.33	\$30.5719
37.	Phillips	Central	Tampa	MTC	Phillips	10/27/00	F06	*	*	600.48	\$30.5719
38.	Phillips	Central	Tampa	MTC	Phillips	10/30/00	F06	*	*	600.38	\$29.2062
39.	Phillips	Central	Tampa	MTC	Phillips	10/31/00	F06	*	*	600.39	\$29.2033

* No analysis taken.
FPSC FORM 423-1 (2/87)

MONTHLY REPORT OF COST AND QUALITY OF FUEL OIL FOR ELECTRIC PLANTS
 DETAIL OF INVOICE AND TRANSPORTATION CHARGES

1. Reporting Month: October Year: 2000
 2. Reporting Company: Tampa Electric Company

3. Name, Title & Telephone Number of Contact Person Concerning Data
 Submitted on this Form: Jeffrey Chronister, Director Financial Reporting
 (813) - 228 - 1609

4. Signature of Official Submitting Report: 
 Jeffrey Chronister, Director Financial Reporting

6. Date Completed: December 15, 2000

Line No. (a)	Plant Name (b)	Supplier Name (c)	Delivery Location (d)	Delivery Date (e)	Type Oil (f)	Volume (Bbls) (g)	Invoice Price (\$/Bbl) (h)	Invoice Amount \$ (i)	Discount \$ (j)	Net Amount \$ (k)	Net Price (\$/Bbl) (l)	Quality Adjust. (\$/Bbl) (m)	Effective Purchase Price (\$/Bbl) (n)	Transport to Terminal (\$/Bbl) (o)	Add'l Transport Charges (\$/Bbl) (p)	Other Charges (\$/Bbl) (q)	Delivered Price (\$/Bbl) (r)
1.	Gannon	Central	Gannon	10/02/00	F02	711.00									\$0.0000	\$0.0000	\$40.3791
2.	Gannon	Central	Gannon	10/03/00	F02	533.50									\$0.0000	\$0.0000	\$40.3791
3.	Gannon	Central	Gannon	10/05/00	F02	177.02									\$0.0000	\$0.0000	\$40.3800
4.	Gannon	Central	Gannon	10/06/00	F02	177.36									\$0.0000	\$0.0000	\$40.3785
5.	Gannon	Central	Gannon	10/10/00	F02	95.52									\$0.0000	\$0.0000	\$41.1709
6.	Gannon	Central	Gannon	10/16/00	F02	356.79									\$0.0000	\$0.0000	\$43.6634
7.	Gannon	Central	Gannon	10/17/00	F02	711.38									\$0.0000	\$0.0000	\$43.6640
8.	Gannon	Central	Gannon	10/19/00	F02	177.26									\$0.0000	\$0.0000	\$43.6644
9.	Gannon	Central	Gannon	10/20/00	F02	177.07									\$0.0000	\$0.0000	\$43.6643
10.	Gannon	Central	Gannon	10/24/00	F02	275.12									\$0.0000	\$0.0000	\$41.5224
11.	Gannon	Central	Gannon	10/27/00	F02	497.57									\$0.0000	\$0.0000	\$41.5227
12.	Gannon	Central	Gannon	10/30/00	F02	710.79									\$0.0000	\$0.0000	\$42.3332
13.	Gannon	Central	Gannon	10/31/00	F02	178.10									\$0.0000	\$0.0000	\$42.3323
14.	Big Bend	Central	Big Bend	10/05/00	F02	10,311.30									\$0.0000	\$0.0000	\$40.3791
15.	Big Bend	Central	Big Bend	10/11/00	F02	10,584.59									\$0.0000	\$0.0000	\$41.1692
16.	Polk	BP	Polk	10/01/00	F02	2,295.71									\$0.0000	\$0.0000	\$41.4463
17.	Polk	BP	Polk	10/02/00	F02	1,413.48									\$0.0000	\$0.0000	\$42.8111
18.	Polk	BP	Polk	10/24/00	F02	176.95									\$0.0000	\$0.0000	\$43.5468
19.	Polk	BP	Polk	10/25/00	F02	1,946.40									\$0.0000	\$0.0000	\$42.8113
20.	Polk	BP	Polk	10/26/00	F02	531.07									\$0.0000	\$0.0000	\$43.1263
21.	Polk	BP	Polk	10/31/00	F02	1,769.86									\$0.0000	\$0.0000	\$41.2361
22.	Phillips	Central	Phillips	10/13/00	F02	177.33									\$0.0000	\$0.0000	\$42.1679
23.	Phillips	Central	Phillips	10/16/00	F02	177.19									\$0.0000	\$0.0000	\$44.6620
24.	Phillips	Central	Phillips	10/02/00	F06	1,234.24									\$0.0000	\$0.0000	\$29.4728
25.	Phillips	Central	Phillips	10/04/00	F06	1,072.88									\$0.0000	\$0.0000	\$29.4735

MONTHLY REPORT OF COST AND QUALITY OF FUEL OIL FOR ELECTRIC PLANTS
 DETAIL OF INVOICE AND TRANSPORTATION CHARGES

1. Reporting Month: October Year: 2000
 2. Reporting Company: Tampa Electric Company

3. Name, Title & Telephone Number of Contact Person Concerning Data
 Submitted on this Form: Jeffrey Chronister, Director Financial Reporting
 (813) - 228 - 1609

4. Signature of Official Submitting Report: 
 Jeffrey Chronister, Director Financial Reporting

6. Date Completed: December 15, 2000

Line No. (a)	Plant Name (b)	Supplier Name (c)	Delivery Location (d)	Delivery Date (e)	Type Oil (f)	Volume (Bbls) (g)	Invoice Price (\$/Bbl) (h)	Invoice Amount \$ (i)	Discount \$ (j)	Net Amount \$ (k)	Net Price (\$/Bbl) (l)	Quality Adj. (\$/Bbl) (m)	Effective Purchase Price (\$/Bbl) (n)	Transport to Terminal (\$/Bbl) (o)	Add'l Transport Charges (\$/Bbl) (p)	Other Charges (\$/Bbl) (q)	Delivered Price (\$/Bbl) (r)
26.	Phillips	Central	Phillips	10/05/00	F06	1,200.09									\$0.0000	\$0.0000	29.4730
27.	Phillips	Central	Phillips	10/06/00	F06	752.69									\$0.0000	\$0.0000	29.4703
28.	Phillips	Central	Phillips	10/09/00	F06	450.67									\$0.0000	\$0.0000	29.3839
29.	Phillips	Central	Phillips	10/10/00	F06	751.17									\$0.0000	\$0.0000	29.3839
30.	Phillips	Central	Phillips	10/11/00	F06	900.40									\$0.0000	\$0.0000	29.3842
31.	Phillips	Central	Phillips	10/12/00	F06	600.14									\$0.0000	\$0.0000	29.3844
32.	Phillips	Central	Phillips	10/13/00	F06	600.48									\$0.0000	\$0.0000	29.3814
33.	Phillips	Central	Phillips	10/23/00	F06	750.02									\$0.0000	\$0.0000	30.5719
34.	Phillips	Central	Phillips	10/24/00	F06	751.14									\$0.0000	\$0.0000	30.5719
35.	Phillips	Central	Phillips	10/25/00	F06	450.60									\$0.0000	\$0.0000	30.5712
36.	Phillips	Central	Phillips	10/26/00	F06	600.33									\$0.0000	\$0.0000	30.5719
37.	Phillips	Central	Phillips	10/27/00	F06	600.48									\$0.0000	\$0.0000	30.5719
38.	Phillips	Central	Phillips	10/30/00	F06	600.38									\$0.0000	\$0.0000	29.2062
39.	Phillips	Central	Phillips	10/31/00	F06	600.39									\$0.0000	\$0.0000	29.2033

MONTHLY REPORT OF COST AND QUALITY OF COAL FOR ELECTRIC PLANTS
ORIGIN, TONNAGE, DELIVERED PRICE AND AS RECEIVED QUALITY

1. Reporting Month: October Year: 2000

2. Reporting Company: Tampa Electric Company

3. Plant Name: Electro-Coal Transfer Facility - Big Bend Station (1)

4. Name, Title & Telephone Number of Contact Person Concerning Data
Submitted on this Form: Jeffrey Chronister, Director Financial Reporting
(813) - 228 - 1609

5. Signature of Official Submitting Form: 
Jeffrey Chronister, Director Financial Reporting


6. Date Completed: December 15, 2000

Line No. (a)	Supplier Name (b)	Mine Location (c)	Purchase Type (d)	Transport Mode (e)	Tons (f)	Effective Purchase Price (\$/Ton) (g)	Total Transport Charges (\$/Ton) (h)	Delivered Price Transfer Facility (\$/Ton) (i)	As Received Coal Quality			
									Sulfur Content % (j)	BTU Content (BTU/lb) (k)	Ash Content % (l)	Moisture Content % (m)
1.	Zeigler Coal	10,IL,145,157	LTC	RB	120,229.60			\$44.724	2.90	10,977	8.60	13.83
2.	Peabody Development	10,IL,165	LTC	RB	14,989.10			\$38.860	2.19	12,322	8.01	8.80
3.	Oxbow Carbon and Minerals	N/A	S	RB	15,078.16			\$13.600	4.00	13,818	0.44	10.34
4.	Peabody Development SA	50,Venezuela,999	S	OB	40,169.65			\$39.300	0.61	13,275	5.16	6.73
5.	AMCI Export Corporation	N/A	S	RB	14,245.00			\$26.840	2.12	12,031	10.92	8.04

(1) As Electro-Coal Transfer Facility is a central storage site for coal prior to its delivery to the power plant, the coal from suppliers noted on this schedule is usually delivered to Big Bend Station but could ultimately be delivered to Gannon Station or Polk Station.

MONTHLY REPORT OF COST AND QUALITY OF COAL FOR ELECTRIC PLANTS
 DETAILED PURCHASED COAL INVOICE INFORMATION

1. Reporting Month: October Year: 2000
 2. Reporting Company: Tampa Electric Company
 3. Plant Name: Electro-Coal Transfer Facility - Big Bend Station (1)

4. Name, Title & Telephone Number of Contact Person Concerning Data
 Submitted on this Form: Jeffrey Chronister, Director Financial Reporting
 (813) - 228 - 1609
 5. Signature of Official Submitting Form: 
 Jeffrey Chronister, Director Financial Reporting
 6. Date Completed: December 15, 2000

Line No. (a)	Supplier Name (b)	Mine Location (c)	Purchase Type (d)	Tons (e)	F.O.B. (2) Mine Price (\$/Ton) (f)	Shorthaul & Loading Charges (\$/Ton) (g)	Original Invoice Price (\$/Ton) (h)	Retro-active Price Adjustments (\$/Ton) (i)	Base Price (\$/Ton) (j)	Quality Adjustments (\$/Ton) (k)	Effective Purchase Price (\$/Ton) (l)
1.	Zeigler Coal	10,IL,145,157	LTC	120,229.60	N/A	\$0.00		\$0.000		\$0.000	
2.	Peabody Development	10,IL,165	LTC	14,989.10	N/A	\$0.00		\$0.000		\$0.000	
3.	Oxbow Carbon and Minerals	N/A	S	15,078.16	N/A	\$0.00		\$0.000		\$0.000	
4.	Peabody Development SA	50,Venezuela,999	S	40,169.65	N/A	\$0.00		\$0.000		\$0.000	
5.	AMCI Export Corporation	N/A	S	14,245.00	N/A	\$0.00		\$0.000		\$1.440	

(1) As Electro-Coal Transfer Facility is a central storage site for coal prior to its delivery to the power plant, the coal from suppliers noted on this schedule is usually delivered to Big Bend Station but could ultimately be delivered to Gannon Station or Polk station.

(2) Tampa Electric purchases coal F.O.B. shipping point or F.O.B. destination.

MONTHLY REPORT OF COST AND QUALITY OF COAL FOR ELECTRIC PLANTS
 DETAIL OF TRANSPORTATION CHARGES

1. Reporting Month: October Year: 2000
 2. Reporting Company: Tampa Electric Company
 3. Plant Name: Electro-Coal Transfer Facility - Big Bend Station (1)

4. Name, Title & Telephone Number of Contact Person Concerning Data
 Submitted on this Form: Jeffrey Chronister, Director Financial Reporting
 (813) - 228 - 1609

5. Signature of Official Submitting Form:



Jeffrey Chronister, Director Financial Reporting

6. Date Completed: December 15, 2000

Line No. (a)	Supplier Name (b)	Mine Location (c)	Shipping Point (d)	Transport Mode (e)	Tons (f)	(2) Effective Purchase Price (\$/Ton) (g)	Add'l Shorthaul & Loading Charges (\$/Ton) (h)	Rail Charges		Waterborne Charges					Total Transportation Charges (\$/Ton) (p)	Delivered Price Transfer Facility (\$/Ton) (q)	
								Rail Rate (\$/Ton) (i)	Other Rail Charges (\$/Ton) (j)	River Barge Rate (\$/Ton) (k)	Trans-loading Rate (\$/Ton) (l)	Ocean Barge Rate (\$/Ton) (m)	Other Water Charges (\$/Ton) (n)	Other Related Charges (\$/Ton) (o)			
1.	Zeigler Coal	10,IL,145,157	Randolph & Perry Cnty, IL	RB	120,229.60		\$0.000		\$0.000								\$44.724
2.	Peabody Development	10,IL,165	Saline Cnty, IL	RB	14,989.10		\$0.000		\$0.000								\$38.860
3.	Oxbow Carbon and Minerals	N/A	N/A	RB	15,078.16		\$0.000		\$0.000								\$13.600
4.	Peabody Development SA	50,Venezuela,999	State of Zulia, Venezuela	OB	40,169.65		\$0.000		\$0.000								\$39.300
5.	AMCI Export Corporation	N/A	N/A	RB	14,245.00		\$0.000		\$0.000								\$26.840

(1) As Electro-Coal Transfer Facility is a central storage site for coal prior to its delivery to the power plant, the coal from suppliers noted on this schedule is usually delivered to Big Bend Station but could ultimately be delivered to Gannon Station or Polk station.

(2) Tampa Electric purchases coal F.O.B. shipping point or F.O.B. destination.

MONTHLY REPORT OF COST AND QUALITY OF COAL FOR ELECTRIC PLANTS
ORIGIN, TONNAGE, DELIVERED PRICE AND AS RECEIVED QUALITY

1. Reporting Month: October Year: 2000

2. Reporting Company: Tampa Electric Company

3. Plant Name: Electro-Coal Transfer Facility - Gannon Station (1)

4. Name, Title & Telephone Number of Contact Person Concerning Data
Submitted on this Form: Jeffrey Chronister, Director Financial Reporting
(813) - 228 - 1609

5. Signature of Official Submitting Form: 
Jeffrey Chronister, Director Financial Reporting

6. Date Completed: December 15, 2000

Line No. (a)	Supplier Name (b)	Mine Location (c)	Purchase Type (d)	Transport Mode (e)	Tons (f)	Effective Purchase Price (\$/Ton) (g)	Total Transport Charges (\$/Ton) (h)	Delivered Price Transfer Facility (\$/Ton) (i)	As Received Coal Quality			
									Sulfur Content % (j)	BTU Content (BTU/lb) (k)	Ash Content % (l)	Moisture Content % (m)
1.	Sugar Camp	10,IL,059	LTC	RB	28,684.70			\$35.047	2.58	12525	8.95	7.28
2.	Sugar Camp	10,IL,059	LTC	RB	46,869.70			\$35.045	2.58	12525	8.95	7.28
3.	Jader Fuel Co	10,IL,165	LTC	RB	11,841.10			\$32.160	3.40	12462	12.41	4.81
4.	American Coal	4,OH,13	S	RB	51,594.60			\$27.400	3.88	12675	8.24	6.31
5.	Jader Fuel Co	10,IL,165	LTC	RB	59,153.70			\$33.610	2.97	12835	9.56	5.44
6.	American Coal	10,IL,165	LTC	RB	109,047.00			\$33.910	1.33	12214	6.16	11.23
7.	Sugar Camp	10,IL,059	S	RB	39,078.60			\$31.939	3.11	12560	10.50	5.82

(1) As Electro-Coal Transfer Facility is a central storage site for coal prior to its delivery to the power plant, the coal from suppliers noted on this schedule is usually delivered to Gannon Station but could ultimately be delivered to Big Bend Station or Polk Station.

MONTHLY REPORT OF COST AND QUALITY OF COAL FOR ELECTRIC PLANTS
 DETAILED PURCHASED COAL INVOICE INFORMATION

1. Reporting Month: October Year: 2000
 2. Reporting Company: Tampa Electric Company
 3. Plant Name: Electro-Coal Transfer Facility - Gannon Station (1)

4. Name, Title & Telephone Number of Contact Person Concerning Data
 Submitted on this Form: Jeffrey Chronister, Director Financial Reporting
 (813) - 228 - 1609

5. Signature of Official Submitting Form: 
 Jeffrey Chronister, Director Financial Reporting

6. Date Completed: December 15, 2000

Line No. (a)	Supplier Name (b)	Mine Location (c)	Purchase Type (d)	Tons (e)	F.O.B.(2) Mine Price (\$/Ton) (f)	Shorthaul & Loading Charges (\$/Ton) (g)	Original Invoice Price (\$/Ton) (h)	Retro-active Price Adjustments (\$/Ton) (i)	Base Price (\$/Ton) (j)	Quality Adjustments (\$/Ton) (k)	Effective Purchase Price (\$/Ton) (l)
1.	Sugar Camp	10,IL,059	LTC	28,684.70	N/A	\$0.000		(\$0.153)		\$1.380	
2.	Sugar Camp	10,IL,059	LTC	46,869.70	N/A	\$0.000		(\$0.155)		\$1.380	
3.	Jader Fuel Co	10,IL,165	LTC	11,841.10	N/A	\$0.000		(\$0.150)		\$0.000	
4.	American Coal	4,OH,13	S	51,594.60	N/A	\$0.000		\$0.000		\$0.000	
5.	Jader Fuel Co	10,IL,165	LTC	59,153.70	N/A	\$0.000		(\$0.150)		\$0.000	
6.	American Coal	10,IL,165	LTC	109,047.00	N/A	\$0.000		\$0.000		\$0.000	
7.	Sugar Camp	10,IL,059	S	39,078.60	N/A	\$0.000		(\$0.142)		\$0.491	

(1) As Electro-Coal Transfer Facility is a central storage site for coal prior to its delivery to the power plant, the coal from suppliers noted on this schedule is usually delivered to Gannon Station but could ultimately be delivered to Big Bend Station or Polk Station.

(2) Tampa Electric purchases coal F.O.B. shipping point or F.O.B. destination.

MONTHLY REPORT OF COST AND QUALITY OF COAL FOR ELECTRIC PLANTS
 DETAIL OF TRANSPORTATION CHARGES

- 1. Reporting Month: October Year: 2000
- 2. Reporting Company: Tampa Electric Company
- 3. Plant Name: Electro-Coal Transfer Facility - Gannon Station (1)

4. Name, Title & Telephone Number of Contact Person Concerning Data
 Submitted on this Form: Jeffrey Chronister, Director Financial Reporting
 (813) - 228 - 1609

5. Signature of Official Submitting Form: 
 Jeffrey Chronister, Director Financial Reporting

6. Date Completed: December 15, 2000

Line No. (a)	Supplier Name (b)	Mine Location (c)	Shipping Point (d)	Transport Mode (e)	Tons (f)	Rail Charges		Waterborne Charges					Total Transportation Charges (p)	Delivered Price Transfer Facility (q)		
						(2) Effective Purchase Price (\$/Ton) (g)	Add'l Shorthaul & Loading Charges (\$/Ton) (h)	Rail Rate (\$/Ton) (i)	Other Rail Charges (\$/Ton) (j)	River Barge Rate (\$/Ton) (k)	Trans-loading Rate (\$/Ton) (l)	Ocean Barge Rate (\$/Ton) (m)			Other Water Charges (\$/Ton) (n)	Other Related Charges (\$/Ton) (o)
1.	Sugar Camp	10,IL,059	Gallatin Cnty, IL	RB	28,684.70		\$0.000	\$0.000								\$35.047
2.	Sugar Camp	10,IL,059	Gallatin Cnty, IL	RB	46,869.70		\$0.000	\$0.000								\$35.045
3.	Jader Fuel Co	10,IL,165	Saline Cnty, IL	RB	11,841.10		\$0.000	\$0.000								\$32.160
4.	American Coal	4,OH,13	Belmont Cnty, OH	RB	51,594.60		\$0.000	\$0.000								\$27.400
5.	Jader Fuel Co	10,IL,165	Saline Cnty, IL	RB	59,153.70		\$0.000	\$0.000								\$33.610
6.	American Coal	10,IL,165	Saline Cnty, IL	RB	109,047.00		\$0.000	\$0.000								\$33.910
7.	Sugar Camp	10,IL,059	Gallatin Cnty, IL	RB	39,078.60		\$0.000	\$0.000								\$31.939

(1) As Electro-Coal Transfer Facility is a central storage site for coal prior to its delivery to the power plant, the coal from suppliers noted on this schedule is usually delivered to Gannon Station but could ultimately be delivered to Big Bend Station or Polk Station.

(2) Tampa Electric purchases coal F.O.B. shipping point or F.O.B. destination.

MONTHLY REPORT OF COST AND QUALITY OF COAL FOR ELECTRIC PLANTS
ORIGIN, TONNAGE, DELIVERED PRICE AND AS RECEIVED QUALITY

- 1. Reporting Month: October Year: 2000
- 2. Reporting Company: Tampa Electric Company
- 3. Plant Name: Electro-Coal Transfer Facility - Polk Station (1)

4. Name, Title & Telephone Number of Contact Person Concerning Data
Submitted on this Form: Jeffrey Chronister, Director Financial Reporting
(813) 228 - 1609

5. Signature of Official Submitting Form: 
Jeffrey Chronister, Director Financial Reporting

6. Date Completed: December 15, 2000

Line No. (a)	Supplier Name (b)	Mine Location (c)	Purchase Type (d)	Transport Mode (e)	Tons (f)	Effective Purchase Price (\$/Ton) (g)	Total Transport Charges (\$/Ton) (h)	Delivered Price Transfer Facility (\$/Ton) (i)	As Received Coal Quality			
									Sulfur Content % (j)	BTU Content (BTU/lb) (k)	Ash Content % (l)	Moisture Content % (m)
1.	RAG Cumberland Resources	2,PA,059	S	RB	61,490.04			\$32.250	2.83	13,163	7.81	5.88

(1) As Electro-Coal Transfer Facility is a central storage site for coal prior to its delivery to the power plant, the coal from suppliers noted on this schedule is usually delivered to Polk Station but could ultimately be delivered to Big Bend Station or Gannon Station.

MONTHLY REPORT OF COST AND QUALITY OF COAL FOR ELECTRIC PLANTS
 DETAILED PURCHASED COAL INVOICE INFORMATION

- 1. Reporting Month: October Year: 2000
- 2. Reporting Company: Tampa Electric Company
- 3. Plant Name: Electro-Coal Transfer Facility - Polk Station (1)

4. Name, Title & Telephone Number of Contact Person Concerning Data
 Submitted on this Form: Jeffrey Chronister, Manager Financial Reporting
 (813) - 228 - 1609

5. Signature of Official Submitting Form: 
 Jeffrey Chronister, Director Financial Reporting

6. Date Completed: December 15, 2000

No. (a)	Line Supplier Name (b)	Mine Location (c)	Purchase Type (d)	Tons (e)	F.O.B.(2) Mine Price (\$/Ton) (f)	Shorthaul & Loading Charges (\$/Ton) (g)	Original Invoice Price (\$/Ton) (h)	Retro- active Price Adjustments (\$/Ton) (i)	Base Price (\$/Ton) (j)	Quality Adjust- ments (\$/Ton) (k)	Effective Purchase Price (\$/Ton) (l)
1.	RAG Cumberland Resources	2,PA,059	S	61,490.04	N/A	\$0.000		\$0.000		\$0.000	

(1) As Electro-Coal Transfer Facility is a central storage site for coal prior to its delivery to the power plant, the coal from suppliers noted on this schedule is usually delivered to Polk Station but could ultimately be delivered to Big Bend Station or Gannon Station.

(2) Tampa Electric purchases coal F.O.B. shipping point or F.O.B. destination.

MONTHLY REPORT OF COST AND QUALITY OF COAL FOR ELECTRIC PLANTS
 DETAIL OF TRANSPORTATION CHARGES

1. Reporting Month: October Year: 2000
 2. Reporting Company: Tampa Electric Company
 3. Plant Name: Electro-Coal Transfer Facility - Polk Station (1)

4. Name, Title & Telephone Number of Contact Person Concerning Data
 Submitted on this Form: Jeffrey Chronister, Director Financial Reporting
 (813) 228 - 1609

5. Signature of Official Submitting Form:

Jeffrey Chronister
 Jeffrey Chronister, Director Financial Reporting

6. Date Completed: December 15, 2000

Line No. (a)	Supplier Name (b)	Mine Location (c)	Shipping Point (d)	Transport Mode (e)	Tons (f)	(2) Effective Purchase Price (\$/Ton) (g)	Add'l Shorthaul & Loading Charges (\$/Ton) (h)	Rail Charges		Waterborne Charges					Total Transportation Charges (\$/Ton) (p)	Delivered Price Transfer Facility (\$/Ton) (q)	
								Rail Rate (\$/Ton) (i)	Other Rail Charges (\$/Ton) (j)	River Barge Rate (\$/Ton) (k)	Trans-loading Rate (\$/Ton) (l)	Ocean Barge Rate (\$/Ton) (m)	Other Water Charges (\$/Ton) (n)	Other Related Charges (\$/Ton) (o)			
1.	RAG Cumberland Resources	2,PA,059	Greene Cnty, PA	RB	61,490.04		\$0.000	\$0.000									\$32.250

(1) As Electro-Coal Transfer Facility is a central storage site for coal prior to its delivery to the power plant, the coal from suppliers noted on this schedule is usually delivered to Polk Station but could ultimately be delivered to Big Bend Station or Gannon Station.

(2) Tampa Electric purchases coal F.O.B. shipping point or F.O.B. destination.

MONTHLY REPORT OF COST AND QUALITY OF COAL FOR ELECTRIC PLANTS
ORIGIN, TONNAGE, DELIVERED PRICE AND AS RECEIVED QUALITY

- 1. Reporting Month: October Year: 2000
- 2. Reporting Company: Tampa Electric Company
- 3. Plant Name: Big Bend Station

4. Name, Title & Telephone Number of Contact Person Concerning Data
Submitted on this Form: Jeffrey Chronister, Director Financial Reporting
(813) - 228 - 1609

5. Signature of Official Submitting Form: 
Jeffrey Chronister, Director Financial Reporting

6. Date Completed: December 15, 2000

Line No. (a)	Supplier Name (b)	Mine Location (c)	Purchase Type (d)	Transport Mode (e)	Tons (f)	Effective Purchase Price (\$/Ton) (g)	Total Transport Charges (\$/Ton) (h)	FOB Plant Price (\$/Ton) (i)	Sulfur Content % (j)	BTU Content (BTU/lb) (k)	Ash Content % (l)	Moisture Content % (m)
1.	Transfer Facility	N/A	N/A	OB	275,898.00			\$45.783	3.00	12012	9.01	9.39
2.	Emerald International	N/A	S	OB	34,072.79			\$38.810	2.56	12239	8.92	7.97

MONTHLY REPORT OF COST AND QUALITY OF COAL FOR ELECTRIC PLANTS
 DETAILED PURCHASED COAL INVOICE INFORMATION

- 1. Reporting Month: October Year: 2000
- 2. Reporting Company: Tampa Electric Company
- 3. Plant Name: Big Bend Station

4. Name, Title & Telephone Number of Contact Person Concerning Data
 Submitted on this Form: Jeffrey Chronister, Director Financial Reporting
 (813) - 228 - 1609

5. Signature of Official Submitting Form:



Jeffrey Chronister, Director Financial Reporting

6. Date Completed: December 15, 2000


Line No. (a)	Supplier Name (b)	Mine Location (c)	Purchase Type (d)	Tons (e)	F.O.B. Mine Price (\$/Ton) (f)	Shorthaul & Loading Charges (\$/Ton) (g)	Original Invoice Price (\$/Ton) (h)	Retro-active Price Adjustments (\$/Ton) (i)	Base Price (\$/Ton) (j)	Quality Adjustments (\$/Ton) (k)	Effective Purchase Price (\$/Ton) (l)
1.	Transfer Facility	N/A	N/A	275,898.00	N/A	\$0.000		\$0.000		\$0.000	
2.	Emerald International	N/A	S	34,072.79	N/A	\$0.000		\$0.000		\$0.470	

MONTHLY REPORT OF COST AND QUALITY OF COAL FOR ELECTRIC PLANTS
 DETAIL OF TRANSPORTATION CHARGES

1. Reporting Month: October Year: 2000
 2. Reporting Company: Tampa Electric Company
 3. Plant Name: Big Bend Station

4. Name, Title & Telephone Number of Contact Person Concerning Data
 Submitted on this Form: Jeffrey Chronister, Director Financial Reporting
 (813) - 228 - 1609

5. Signature of Official Submitting Form:




Jeffrey Chronister, Director Financial Reporting

6. Date Completed: December 15, 2000

Line No. (a)	Supplier Name (b)	Mine Location (c)	Shipping Point (d)	Transport Mode (e)	Tons (f)	Effective Purchase Price (\$/Ton) (g)	Add'l Shorthaul & Loading Charges (\$/Ton) (h)	Rail Rate (\$/Ton) (i)	Other Rail Charges (\$/Ton) (j)	River Barge Rate (\$/Ton) (k)	Trans-loading Rate (\$/Ton) (l)	Ocean Barge Rate (\$/Ton) (m)	Other Water Charges (\$/Ton) (n)	Other Related Charges (\$/Ton) (o)	Total Transportation Charges (\$/Ton) (p)	FOB Plant Price (\$/Ton) (q)
1.	Transfer Facility	N/A	Davant, La	OB	275,898.00		\$0.000		\$0.000							\$45.783
2.	Emerald International	N/A	International Marine Terminals	OB	34,072.79		\$0.000		\$0.000							\$38.810

MONTHLY REPORT OF COST AND QUALITY OF COAL FOR ELECTRIC PLANTS
 ORIGIN, TONNAGE, DELIVERED PRICE AND AS RECEIVED QUALITY

1. Reporting Month: October Year: 2000
 2. Reporting Company: Tampa Electric Company
 3. Plant Name: Gannon Station

4. Name, Title & Telephone Number of Contact Person Concerning Data
 Submitted on this Form: Jeffrey Chronister, Director Financial Reporting
 (813) - 228 - 1609
 5. Signature of Official Submitting Form: 
 Jeffrey Chronister, Director Financial Reporting
 6. Date Completed: December 15, 2000

Line No. (a)	Supplier Name (b)	Mine Location (c)	Purchase Type (d)	Transport Mode (e)	Tons (f)	Effective Purchase Price (\$/Ton) (g)	Total Transport Charges (\$/Ton) (h)	FOB Plant Price (\$/Ton) (i)	As Received Coal Quality			
									Sulfur Content % (j)	BTU Content (BTU/lb) (k)	Ash Content % (l)	Moisture Content % (m)
1.	Transfer Facility	N/A	N/A	OB	181,866.00			\$42.051	1.01	10,635	6.13	18.45

MONTHLY REPORT OF COST AND QUALITY OF COAL FOR ELECTRIC PLANTS
 DETAILED PURCHASED COAL INVOICE INFORMATION

1. Reporting Month: October Year: 2000
 2. Reporting Company: Tampa Electric Company
 3. Plant Name: Gannon Station

4. Name, Title & Telephone Number of Contact Person Concerning Data
 Submitted on this Form: Jeffrey Chronister, Director Financial Reporting
 (813) - 228 - 1609

5. Signature of Official Submitting Form: 
 Jeffrey Chronister, Director Financial Reporting

6. Date Completed: December 15, 2000

Line No. (a)	Supplier Name (b)	Mine Location (c)	Purchase Type (d)	Tons (e)	F.O.B. Mine Price (\$/Ton) (f)	Shorthaul & Loading Charges (\$/Ton) (g)	Original Invoice Price (\$/Ton) (h)	Retro-active Price Adjustments (\$/Ton) (i)	Base Price (\$/Ton) (j)	Quality Adjustments (\$/Ton) (k)	Effective Purchase Price (\$/Ton) (l)
1.	Transfer Facility	N/A	N/A	181,866.00	N/A	\$0.000		\$0.000		\$0.000	

MONTHLY REPORT OF COST AND QUALITY OF COAL FOR ELECTRIC PLANTS
 DETAIL OF TRANSPORTATION CHARGES

1. Reporting Month: October Year: 2000
 2. Reporting Company: Tampa Electric Company
 3. Plant Name: Gannon Station

4. Name, Title & Telephone Number of Contact Person Concerning Data
 Submitted on this Form: Jeffrey Chronister, Director Financial Reporting
 (813) - 228 - 1609

5. Signature of Official Submitting Form: 
 Jeffrey Chronister, Director Financial Reporting

6. Date Completed: December 15, 2000

Line No. (a)	Supplier Name (b)	Mine Location (c)	Shipping Point (d)	Transport Mode (e)	Tons (f)	Rail Charges				Waterborne Charges				Total Transportation Charges (p)	FOB Plant Price (q)
						Effective Purchase Price (\$/Ton) (g)	Add'l Shorthaul & Loading Charges (\$/Ton) (h)	Rail Rate (\$/Ton) (i)	Other Rail Charges (\$/Ton) (j)	River Barge Rate (\$/Ton) (k)	Trans-loading Rate (\$/Ton) (l)	Ocean Barge Rate (\$/Ton) (m)	Other Water Charges (\$/Ton) (n)		
1.	Transfer Facility	N/A	Davant, La.	OB	181,866.00		\$0.000		\$0.000						\$42.051

MONTHLY REPORT OF COST AND QUALITY OF COAL FOR ELECTRIC PLANTS
ORIGIN, TONNAGE, DELIVERED PRICE AND AS RECEIVED QUALITY

1. Reporting Month: October Year: 2000

2. Reporting Company: Tampa Electric Company

3. Plant Name: Polk Station

4. Name, Title & Telephone Number of Contact Person Concerning Data

Submitted on this Form: Jeffrey Chronister, Director Financial Reporting
(813) 228 - 1609

5. Signature of Official Submitting Form:


Jeffrey Chronister, Director Financial Reporting

6. Date Completed: December 15, 2000

Line No. (a)	Supplier Name (b)	Mine Location (c)	Purchase Type (d)	Transport Mode (e)	Tons (f)	Effective Purchase Price (\$/Ton) (g)	Total Transport Charges (\$/Ton) (h)	FOB Plant Price (\$/Ton) (i)	As Received Coal Quality			
									Sulfur Content % (j)	BTU Content (BTU/lb) (k)	Ash Content % (l)	Moisture Content % (m)
1.	Transfer facility	N/A	N/A	OB	61,241.00			45.018	2.32	12,817	7.45	6.93

MONTHLY REPORT OF COST AND QUALITY OF COAL FOR ELECTRIC PLANTS
 DETAILED PURCHASED COAL INVOICE INFORMATION

1. Reporting Month: October Year: 2000

2. Reporting Company: Tampa Electric Company

3. Plant Name: Polk Station

4. Name, Title & Telephone Number of Contact Person Concerning Data
 Submitted on this Form: Jeffrey Chronister, Director Financial Reporting
 (813) 228 - 1609

5. Signature of Official Submitting Form: 
 Jeffrey Chronister, Director Financial Reporting

6. Date Completed: December 15, 2000

Line No. (a)	Supplier Name (b)	Mine Location (c)	Purchase Type (d)	Tons (e)	F.O.B. Mine Price (\$/Ton) (f)	Shorthaul & Loading Charges (\$/Ton) (g)	Original Invoice Price (\$/Ton) (h)	Retro-active Price Adjustments (\$/Ton) (i)	Base Price (\$/Ton) (j)	Quality Adjustments (\$/Ton) (k)	Effective Purchase Price (\$/Ton) (l)
1.	Transfer facility	N/A	N/A	61,241.00	N/A	0.000		0.000		0.000	

