

**Florida
Power**
CORPORATION

JAMES A. MCGEE
SENIOR COUNSEL

January 31, 2001

Ms. Blanco S. Bayo, Director
Division of Records and Reporting
Florida Public Service Commission
2540 Shumard Oak Blvd.
Tallahassee, Florida 32399-0850

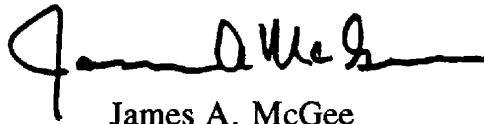
Re: Docket No. 010001-EI

Dear Ms. Bayo:

Enclosed for filing are ten (10) copies of Florida Power Corporation's FPSC 423 Forms for the month of November 2000. Forms 423-1A, 423-2, 423-2A, 423-2B, and 423-2C contained in this filing have been edited to delete certain confidential information. Florida Power's Request for Specified Confidential Treatment, which includes an unedited copy of the 423 Forms, has been submitted for filing this date under separate cover.

Please acknowledge your receipt and filing of the above on the enclosed copy of this letter and return same to me.

Very truly yours,



James A. McGee

JAM:kbd
Enclosures

cc: Parties of record

DOCUMENT NUMBER-DATE
01482 FEB-10
FPSC-RECORDS/REPORTING

CERTIFICATE OF SERVICE

Docket No. 010001-EI

I HEREBY CERTIFY that a true copy of Florida Power Corporation's 423 Forms for the month of November 2000 have been furnished to the following individuals by regular U.S. Mail this 31st day of January, 2001.

Matthew M. Childs, Esquire
Steel, Hector & Davis
215 South Monroe, Suite 601
Tallahassee, FL 32301-1804

Jeffrey A. Stone, Esquire
Russell A. Badders, Esquire
Beggs and Lane
P. O. Box 12950
Pensacola, FL 32576-2950

Lee L. Willis, Esquire
James D. Beasley, Esquire
Ausley & McMullen
P. O. Box 391
Tallahassee, FL 32302

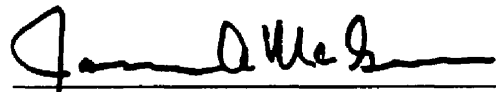
Wm. Cochran Keating, IV
Staff Counsel
Florida Public Service Commission
2540 Shumard Oak Boulevard
Tallahassee, FL 32399-0850

Stephen C. Burgess, Esquire
Office of the Public Counsel
111 West Madison Street
Room 812
Tallahassee, FL 32399-1400

Joseph A. McGlothlin, Esquire
Vicki Gordon Kaufman, Esquire
McWhirter, Reeves, McGlothlin,
Davidson, Decker, Kaufman,
Arnold & Steen, P.A.
117 S. Gadsden Street
Tallahassee, FL 32301

John McWhirter, Jr.
McWhirter, Reeves, McGlothlin,
Davidson, Decker, Kaufman,
Arnold & Steen, P.A.
400 North Tampa Street, Suite 2450
Tampa, FL 33602-5126

Norman Horton, Jr., Esquire
Messer, Caparello & Self
P. O. Box 1876
Tallahassee, FL 32302




Attorney

**MONTHLY REPORT OF COST AND QUALITY OF COAL FOR ELECTRIC PLANTS
ORIGIN, TONNAGE, DELIVERED PRICE AND AS RECEIVED QUALITY**

- 1. Report for: Mo. November 2000
- 2. Reporting Company: Florida Power Corporation
- 3. Plant Name: Crystal River 1 & 2

4. Name, Title and Telephone Number of Contact Person Concerning Data Submitted on this Form
 Delmar J. Clark Jr., Business Analyst
 (727) 824-6616

5. Signature of Official Submitting Report


 Delmar J. Clark Jr., Business Analyst

6. Date Completed: January 15, 2001

Line No.	Supplier Name	Mine Location	Purchase Type	Transportation Mode	Tons	Effective Purchase Price (\$/Ton)	Total Transportation Cost (\$/Ton)	F.O.B. Plant Price (\$/Ton)	As Received Coal Quality			
									Percent Sulfur (%)	Btu Content (Btu/lb)	Percent Ash (%)	Percent Moisture (%)
(a)	(b)	(c)	(d)	(e)	(f)	(g)	(h)	(i)	(j)	(k)	(l)	(m)
1	A. T. Massey Coal Company	08 , Ky , 195	MTC	UR	48,934			\$41.61	1.12	12,595	8.55	7.08
2	Quaker Coal Company, Inc.	08 , Ky , 195	S	UR	39,551			\$42.66	1.08	12,615	10.87	5.28
3	Consolidated Coal Sales	08 , Ky , 133	S	UR	19,530			\$43.46	1.19	12,835	8.39	6.18
4	Transfer Facility	N/A	MTC	OB	31,965			\$47.30	1.07	12,268	11.12	7.27

**MONTHLY REPORT OF COST AND QUALITY OF COAL FOR ELECTRIC PLANTS
ORIGIN, TONNAGE, DELIVERED PRICE AND AS RECEIVED QUALITY**


1. Report for: Mo. November 2000

2. Reporting Company: Florida Power Corporation

3. Plant Name: Crystal River 1 & 2

4. Name, Title and Telephone Number of Contact Person Concerning Data Submitted on this Form
Delmar J. Clark Jr., Business Analyst
(727) 824-6616

5. Signature of Official Submitting Report


Delmar J. Clark Jr., Business Analyst

6. Date Completed: January 15, 2001

Line No.	Supplier Name	Mine Location	Purchase Type	Tons	F.O.B. Mine Price (\$/Ton)	Short Haul & Loading Charges (\$/Ton)	Original Invoice Price (\$/Ton)	Retro-active Price Increases (\$/Ton)	Base Price (\$/Ton)	Quality Adjustments (\$/Ton)	Effective Purchase Price (\$/Ton)
(a)	(b)	(c)	(d)	(e)	(f)	(g)	(h)	(i)	(j)	(k)	(l)
1	A. T. Massey Coal Company	08 Ky , 195	MTC	48,934		\$0.00					
2	Quaker Coal Company, Inc.	08 Ky , 195	S	39,551		\$0.00					
3	Consolidated Coal Sales	08 Ky , 133	S	19,530		\$0.00					
4	Transfer Facility	N/A	MTC	31,965		\$0.00					

**MONTHLY REPORT OF COST AND QUALITY OF COAL FOR ELECTRIC PLANTS
ORIGIN, TONNAGE, DELIVERED PRICE AND AS RECEIVED QUALITY**

1. Report for: Mo. November 2000

2. Reporting Company: Florida Power Corporation

3. Plant Name: Crystal River 1 & 2

4. Name, Title and Telephone Number of Contact Person Concerning Data Submitted on this Form
Delmar J. Clark Jr., Business Analyst
(727) 824-6616

5. Signature of Official Submitting Report


Delmar J. Clark Jr., Business Analyst

6. Date Completed: January 15, 2001

Line No.	Supplier Name	Mine Location	Shipping Point	Transportation Mode	Tons	Effective Purchase Price (\$/Ton)	Additional Shorthaul & Loading Charges (\$/Ton)	Rail Rate (\$/Ton)	Other Rail Charges (\$/Ton)	River Barge Rate (\$/Ton)	Trans-loading Rate (\$/Ton)	Ocean Barge Rate (\$/Ton)	Other Water Charges (\$/Ton)	Other Related Charges (\$/Ton)	Transportation Charges (\$/Ton)	F.O.B. Plant Price (\$/Ton)
1	A. T. Massey Coal Company	08 , Ky , 195	Pike, Ky	UR	48,934		N/A			N/A	N/A	N/A	\$0.00	\$0.00		\$41.61
2	Quaker Coal Company, Inc.	08 , Ky , 195	Pike, Ky	UR	39,551		N/A			N/A	N/A	N/A	\$0.00	\$0.00		\$42.66
3	Consolidated Coal Sales	08 , Ky , 133	Letcher, Ky	UR	19,530		N/A			N/A	N/A	N/A	\$0.00	\$0.00		\$43.46
4	Transfer Facility	N/A	Plaquemines Parrish, La	OB	31,965		N/A			N/A	N/A	N/A	\$0.00	\$0.00		\$47.30

**MONTHLY REPORT OF COST AND QUALITY OF COAL FOR ELECTRIC PLANTS
REPORT OF ADJUSTMENTS TO PREVIOUS COAL DELIVERIES**


1. Report for: Mo. November 2000

2. Reporting Company: Florida Power Corporation

3. Plant Name: Crystal River 1 & 2

4. Name, Title and Telephone Number of Contact
Person Concerning Data Submitted on this Form
Delmar J. Clark Jr., Business Analyst
(727) 824-6616

5. Signature of Official Submitting Report


Delmar J. Clark Jr., Business Analyst

6. Date Completed: January 15, 2001

Line No.	Month Reported	Form Plant Name	Intended Generating Plant	Supplier	Original Line Number	Old Volume (tons)	Form No.	Column Title	Old Value	New Value	New F.O.B. Plant Price	Reason for Revision
(a)	(b)	(c)	(d)	(e)	(f)	(g)	(h)	(i)	(j)	(k)	(l)	(m)
NONE												

**MONTHLY REPORT OF COST AND QUALITY OF COAL FOR ELECTRIC PLANTS
ORIGIN, TONNAGE, DELIVERED PRICE AND AS RECEIVED QUALITY**


1. Report for: Mo. November 2000

2. Reporting Company: Florida Power Corporation

3. Plant Name: Crystal River 4 & 5

4. Name, Title and Telephone Number of Contact
Person Concerning Data Submitted on this Form
Delmar J. Clark Jr., Business Analyst
(727) 824-6616

5. Signature of Official Submitting Report


Delmar J. Clark Jr., Business Analyst

6. Date Completed: January 15, 2001


Line No.	Supplier Name	Mine Location	Purchase Type	Transportation Mode	Tons	Effective Purchase Price (\$/Ton)	Total Transportation Cost (\$/Ton)	F.O.B. Plant Price (\$/Ton)	As Received Coal Quality			
									Percent Sulfur (%)	Btu Content (Btu/lb)	Percent Ash (%)	Percent Moisture (%)
(a)	(b)	(c)	(d)	(e)	(f)	(g)	(h)	(i)	(j)	(k)	(l)	(m)
1	Powell Mountain Coal Company	08 , Ky , 119	LTC	UR	58,366			\$50.50	0.71	12,755	8.10	6.68
2	Quaker Coal Company, Inc.	08 , Ky , 195	MTC	UR	29,117			\$42.38	0.65	12,711	11.33	4.80
3	Quaker Coal Company, Inc.	08 , Ky , 195	S	UR	9,887			\$46.63	0.73	12,596	10.10	6.58
4	Transfer Facility	N/A	MTC	OB	130,741			\$50.45	0.69	12,349	10.92	6.49

**MONTHLY REPORT OF COST AND QUALITY OF COAL FOR ELECTRIC PLANTS
ORIGIN, TONNAGE, DELIVERED PRICE AND AS RECEIVED QUALITY**

- 1. Report for: Mo. November 2000
- 2. Reporting Company: Florida Power Corporation
- 3. Plant Name: Crystal River 4 & 5

4. Name, Title and Telephone Number of Contact Person Concerning Data Submitted on this Form
 Delmar J. Clark Jr., Business Analyst
 (727) 824-6616

5. Signature of Official Submitting Report


 Delmar J. Clark Jr., Business Analyst

6. Date Completed: January 15, 2001

Line No.	Supplier Name	Mine Location	Purchase Type	Tons	F.O.B. Mine Price (\$/Ton)	Short Haul & Loading Charges (\$/Ton)	Original Invoice Price (\$/Ton)	Retro-active Price Increases (\$/Ton)	Base Price (\$/Ton)	Quality Adjust-ments (\$/Ton)	Effective Purchase Price (\$/Ton)
(a)	(b)	(c)	(d)	(e)	(f)	(g)	(h)	(i)	(j)	(k)	(l)
1	Powell Mountain Coal Company	08 , Ky , 119	LTC	58,366		\$0.00					
2	Quaker Coal Company, Inc.	08 , Ky , 195	MTC	29,117		\$0.00					
3	Quaker Coal Company, Inc.	08 , Ky , 195	S	9,887		\$0.00					
4	Transfer Facility	N/A	MTC	130,741		\$0.00					

**MONTHLY REPORT OF COST AND QUALITY OF COAL FOR ELECTRIC PLANTS
ORIGIN, TONNAGE, DELIVERED PRICE AND AS RECEIVED QUALITY**

- 1. Report for: Mo. November 2000
- 2. Reporting Company: Florida Power Corporation
- 3. Plant Name: Crystal River 4 & 5

4. Name, Title and Telephone Number of Contact Person Concerning Data Submitted on this Form
Delmar J. Clark Jr., Business Analyst
(727) 824-6616

5. Signature of Official Submitting Report


Delmar J. Clark Jr., Business Analyst

6. Date Completed: January 15, 2001

Line No.	Supplier Name	Mine Location	Shipping Point	Transportation Mode	Tons	Effective Purchase Price (\$/Ton)	Additional Shorthaul & Loading Charges (\$/Ton)	Rail Rate (\$/Ton)	Other Rail Charges (\$/Ton)	River Barge Rate (\$/Ton)	Trans-loading Rate (\$/Ton)	Ocean Barge Rate (\$/Ton)	Other Water Charges (\$/Ton)	Other Related Charges (\$/Ton)	Transportation Charges (\$/Ton)	F.O.B Plant Price (\$/Ton)
(a)	(b)	(c)	(d)	(e)	(f)	(g)	(h)	(i)	(j)	(k)	(l)	(m)	(n)	(o)	(p)	(q)
1	Powell Mountain Coal Company	08 , Ky , 119	Knott, Ky	UR	58,366		N/A			N/A	N/A	N/A	\$0.00	\$0.00		\$50.50
2	Quaker Coal Company, Inc.	08 , Ky , 195	Pike, Ky	UR	29,117		N/A			N/A	N/A	N/A	\$0.00	\$0.00		\$42.38
3	Quaker Coal Company, Inc.	08 , Ky , 195	Pike, Ky	UR	9,887		N/A			N/A	N/A	N/A	\$0.00	\$0.00		\$46.63
4	Transfer Facility	N/A	Plaquemines Parrish, La	OB	130,741		N/A			N/A	N/A	N/A	\$0.00	\$0.00		\$50.45

MONTHLY REPORT OF COST AND QUALITY OF COAL FOR ELECTRIC PLANTS
 REPORT OF ADJUSTMENTS TO PREVIOUS COAL DELIVERIES

- 1. Report for: Mo. November 2000
- 2. Reporting Company: Florida Power Corporation
- 3. Plant Name: Crystal River 4 & 5

4. Name, Title and Telephone Number of Contact
 Person Concerning Data Submitted on this Form
 Delmar J. Clark Jr., Business Analyst
 (727) 824-6616

5. Signature of Official Submitting Report


 Delmar J. Clark Jr., Business Analyst

6. Date Completed: January 15, 2001

Line No.	Month Reported	Form Plant Name	Intended Generating Plant	Supplier	Original Line Number	Old Volume (tons)	Form No.	Column Title	Old Value	New Value	New F.O.B. Plant Price	Reason for Revision
(a)	(b)	(c)	(d)	(e)	(f)	(g)	(h)	(i)	(j)	(k)	(l)	(m)
NONE												

**MONTHLY REPORT OF COST AND QUALITY OF COAL FOR ELECTRIC PLANTS
ORIGIN, TONNAGE, DELIVERED PRICE AND AS RECEIVED QUALITY**


1. Report for: Mo. November 2000

2. Reporting Company: Florida Power Corporation

3. Plant Name: Transfer Facility - IMT

4. Name, Title and Telephone Number of Contact Person Concerning Data Submitted on this Form
Delmar J. Clark Jr., Business Analyst
(727) 824-6616

5. Signature of Official Submitting Report


Delmar J. Clark Jr., Business Analyst

6. Date Completed: January 15, 2001

Line No.	Supplier Name	Mine Location	Purchase Type	Transportation Mode	Tons	Effective Purchase Price (\$/Ton)	Total Transportation Cost (\$/Ton)	F.O.B. Plant Price (\$/Ton)	As Received Coal Quality			
									Percent Sulfur (%)	Btu Content (Btu/lb)	Percent Ash (%)	Percent Moisture (%)
(a)	(b)	(c)	(d)	(e)	(f)	(g)	(h)	(i)	(j)	(k)	(l)	(m)
1	A. T. Massey Coal Co.	08 , Wv , 5	LTC	TR&B	8,765			\$41.83	0.68	12,312	10.97	6.53
2	Sandy River Synfuel, LLC	08 , Wv , 99	LTC	B	19,028			\$45.25	0.69	12,254	11.18	6.42
3	Black Hawk Synfuel, LLC	08 , Wv , 39	S	B	26,680			\$38.98	0.69	12,218	12.39	6.44
4	Black Hawk Synfuel, LLC	08 , Wv , 39	S	B	18,137			\$38.98	0.69	12,225	12.48	6.23
5	New River Synfuel, LLC	08 , Wv , 39	S	B	23,946			\$39.83	0.71	12,246	12.43	6.20
6	Black Hawk Synfuel, LLC	08 , Wv , 39	S	B	19,822			\$38.23	0.85	12,310	11.84	6.49
7	Black Hawk Synfuel, LLC	08 , Wv , 39	S	B	30,528			\$38.23	0.81	12,116	12.46	7.02
8	A. T. Massey Coal Co.	08 , Wv , 5	LTC	TR&B	21,978			\$41.83	0.73	12,683	10.95	4.55

**MONTHLY REPORT OF COST AND QUALITY OF COAL FOR ELECTRIC PLANTS
ORIGIN, TONNAGE, DELIVERED PRICE AND AS RECEIVED QUALITY**


1. Report for: Mo. November 2000

2. Reporting Company: Florida Power Corporation

3. Plant Name: Transfer Facility - IMT

4. Name, Title and Telephone Number of Contact Person Concerning Data Submitted on this Form
Delmar J. Clark Jr., Business Analyst
(727) 824-6616

5. Signature of Official Submitting Report


Delmar J. Clark Jr., Business Analyst

6. Date Completed: January 15, 2001

Line No.	Supplier Name	Mine Location	Purchase Type	Tons	F.O.B. Mine Price (\$/Ton)	Short Haul & Loading Charges (\$/Ton)	Original Invoice Price (\$/Ton)	Retro-active Price Increases (\$/Ton)	Base Price (\$/Ton)	Quality Adjustments (\$/Ton)	Effective Purchase Price (\$/Ton)
(a)	(b)	(c)	(d)	(e)	(f)	(g)	(h)	(i)	(j)	(k)	(l)
1	A. T. Massey Coal Co.	08 , Wv ,	5 LTC	8,765		\$0.00					
2	Sandy River Synfuel, LLC	08 , Wv ,	99 LTC	19,028		\$0.00					
3	Black Hawk Synfuel, LLC	08 , Wv ,	39 S	26,680		\$0.00					
4	Black Hawk Synfuel, LLC	08 , Wv ,	39 S	18,137		\$0.00					
5	New River Synfuel, LLC	08 , Wv ,	39 S	23,946		\$0.00					
6	Black Hawk Synfuel, LLC	08 , Wv ,	39 S	19,822		\$0.00					
7	Black Hawk Synfuel, LLC	08 , Wv ,	39 S	30,528		\$0.00					
8	A. T. Massey Coal Co.	08 , Wv ,	5 LTC	21,978		\$0.00					

**MONTHLY REPORT OF COST AND QUALITY OF COAL FOR ELECTRIC PLANTS
ORIGIN, TONNAGE, DELIVERED PRICE AND AS RECEIVED QUALITY**

- 1. Report for: Mo. November 2000
- 2. Reporting Company: Florida Power Corporation
- 3. Plant Name: Transfer Facility - IMT

4. Name, Title and Telephone Number of Contact Person Concerning Data Submitted on this Form
Delmar J. Clark Jr., Business Analyst
(727) 824-6616

5. Signature of Official Submitting Report


Delmar J. Clark Jr., Business Analyst

6. Date Completed: January 15, 2001

Line No.	Supplier Name	Mine Location	Shipping Point	Transportation Mode	Tons	Effective Purchase Price (\$/Ton)	Additional Shorthaul & Loading Charges (\$/Ton)	Rail Rate (\$/Ton)	Other Rail Charges (\$/Ton)	River Barge Rate (\$/Ton)	Trans-loading Rate (\$/Ton)	Ocean Barge Rate (\$/Ton)	Other Water Charges (\$/Ton)	Other Related Charges (\$/Ton)	Transportation Charges (\$/Ton)	F.O.B. Plant Price (\$/Ton)
(a)	(b)	(c)	(d)	(e)	(f)	(g)	(h)	(i)	(j)	(k)	(l)	(m)	(n)	(o)	(p)	(q)
1	A. T. Massey Coal Co.	08 , Wv ,	5 Boone, Wv	TR&B	8,765		N/A	N/A	N/A	N/A	N/A	N/A	N/A	N/A		\$41.83
2	Sandy River Synfuel, LLC	08 , Wv ,	99 Wayne, Wv	B	19,028		N/A	N/A	N/A	N/A	N/A	N/A	N/A	N/A		\$45.25
3	Black Hawk Synfuel, LLC	08 , Wv ,	39 Kanawha, Wv	B	26,680		N/A	N/A	N/A	N/A	N/A	N/A	N/A	N/A		\$38.98
4	Black Hawk Synfuel, LLC	08 , Wv ,	39 Kanawha, Wv	B	18,137		N/A	N/A	N/A	N/A	N/A	N/A	N/A	N/A		\$38.98
5	New River Synfuel, LLC	08 , Wv ,	39 Kanawha, Wv	B	23,946		N/A	N/A	N/A	N/A	N/A	N/A	N/A	N/A		\$39.83
6	Black Hawk Synfuel, LLC	08 , Wv ,	39 Kanawha, Wv	B	19,822		N/A	N/A	N/A	N/A	N/A	N/A	N/A	N/A		\$38.23
7	Black Hawk Synfuel, LLC	08 , Wv ,	39 Kanawha, Wv	B	30,528		N/A	N/A	N/A	N/A	N/A	N/A	N/A	N/A		\$38.23
8	A. T. Massey Coal Co.	08 , Wv ,	5 Boone, Wv	TR&B	21,978		N/A	N/A	N/A	N/A	N/A	N/A	N/A	N/A		\$41.83

**MONTHLY REPORT OF COST AND QUALITY OF COAL FOR ELECTRIC PLANTS
REPORT OF ADJUSTMENTS TO PREVIOUS COAL DELIVERIES**


1. Report for: Mo. November 2000

2. Reporting Company: Florida Power Corporation

3. Plant Name: Transfer Facility - IMT

4. Name, Title and Telephone Number of Contact Person Concerning Data Submitted on this Form
Delmar J. Clark Jr., Business Analyst
(727) 824-6616

5. Signature of Official Submitting Report


Delmar J. Clark Jr., Business Analyst

6. Date Completed: January 15, 2001

Line No.	Month Reported	Form Plant Name	Intended Generating Plant	Supplier	Original Line Number	Old Volume (tons)	Form No.	Column Title	Old Value	New Value	New F.O.B. Plant Price	Reason for Revision
(a)	(b)	(c)	(d)	(e)	(f)	(g)	(h)	(i)	(j)	(k)	(l)	(m)

NONE