



Florida Power
A Progress Energy Company

RECEIVED-FPSC
01 MAR 28 10:11:03
RECORDS AND REPORTING
JAMES A. MCGEE

ORIGINAL

March 27, 2001

Ms. Blanco S. Bayo, Director
Division of Records and Reporting
Florida Public Service Commission
2540 Shumard Oak Blvd.
Tallahassee, Florida 32399-0850

01 MAR 28 AM 9:47
MAIL ROOM

Re: Docket No. 010001-EI

Dear Ms. Bayo:

Enclosed for filing are ten (10) copies of Florida Power Corporation's FPSC 423 Forms for the month of January 2001. Forms 423-1A, 423-2, 423-2A, 423-2B, and 423-2C contained in this filing have been edited to delete certain confidential information. Florida Power's Request for Specified Confidential Treatment, which includes an unedited copy of the 423 Forms, has been submitted for filing this date under separate cover.

Please acknowledge your receipt and filing of the above on the enclosed copy of this letter and return same to me.

Very truly yours,

James A. McGee

APP
CAF
CMP
COM 5
CTR
ECR
LEG 1
OPC
PAI
RGO
SEC 1
SER
OTH

RECEIVED & FILED

JAM:kbd
Enclosures

FPSC BUREAU OF RECORDS

CERTIFICATE OF SERVICE

Docket No. 010001-EI

I HEREBY CERTIFY that a true copy of Florida Power Corporation's 423 Forms for the month of January 2001 have been furnished to the following individuals by regular U.S. Mail this 27th day of March, 2001.

Matthew M. Childs, Esquire
Steel, Hector & Davis
215 South Monroe, Suite 601
Tallahassee, FL 32301-1804

Jeffrey A. Stone, Esquire
Russell A. Badders, Esquire
Beggs and Lane
P. O. Box 12950
Pensacola, FL 32576-2950

Lee L. Willis, Esquire
James D. Beasley, Esquire
Ausley & McMullen
P. O. Box 391
Tallahassee, FL 32302


Wm. Cochran Keating, IV
Staff Counsel
Florida Public Service Commission
2540 Shumard Oak Boulevard
Tallahassee, FL 32399-0850

Stephen C. Burgess, Esquire
Office of the Public Counsel
111 West Madison Street
Room 812
Tallahassee, FL 32399-1400

Joseph A. McGlothlin, Esquire
Vicki Gordon Kaufman, Esquire
McWhirter, Reeves, McGlothlin,
Davidson, Decker, Kaufman,
Arnold & Steen, P.A.
117 S. Gadsden Street
Tallahassee, FL 32301

John McWhirter, Jr.
McWhirter, Reeves, McGlothlin,
Davidson, Decker, Kaufman,
Arnold & Steen, P.A.
P. O. Box 3350
Tampa, FL 33601

Norman Horton, Jr., Esquire
Messer, Caparello & Self
P. O. Box 1876
Tallahassee, FL 32302



Attorney

MONTHLY REPORT OF COST AND QUALITY OF FUEL OIL FOR ELECTRIC PLANTS
ORIGIN, VOLUME, DELIVERED PRICE AND AS RECEIVED QUALITY

1 REPORTING MONTH Jan-01

2 REPORTING COMPANY FLORIDA POWER CORPORATION

3 NAME, TITLE & TELEPHONE NUMBER OF CONTACT PERSON CONCERNING DATA
SUBMITTED ON THIS FORM MANNY PEREZ, ACCOUNTANT (772) 820-5302

4 SIGNATURE OF OFFICIAL SUBMITTING REPORT: *Javier Portuondo*
JAVIER PORTUONDO - MANAGER, REGULATORY SERVICES

5 DATE COMPLETED 03/14/01

LINE NO (a)	PLANT NAME (b)	SUPPLIER NAME (c)	SHIPPING POINT (d)	PURCHASE TYPE (e)	DELIVERY LOCATION (f)	DELIVERY DATE (g)	TYPE OIL (h)	SULFUR CONTENT (%) (i)	BTU CONTENT (Btu/gal) (j)	VOLUME (Bbls) (k)	DELIVERED PRICE (\$/Bbl) (l)
1	ANCLOTE	BP OIL COMPANY	TAMPA, FL	MTC	FOB PLANT	01/01	F02	0.49	138,769	713	\$42,3788
2	AVON PARK PEAKERS	BP OIL COMPANY	TAMPA, FL	MTC	FOB PLANT	01/01	F02	0.18	142,331	8,349	\$38,1491
3	BARTOW	NO DELIVERIES									
4	BARTOW PEAKERS	CENTRAL OIL COMPANY	TAMPA, FL	MTC	FOB PLANT	01/01	F02	0.49	138,000	44,414	\$39,2472
5	BARTOW PEAKERS	CENTRAL OIL COMPANY	TAMPA, FL	MTC	FOB PLANT	01/01	F02	0.49	138,000	23,708	\$39,5714
6	BARTOW FUEL TERMINAL-UNIT 4	RIO ENERGY INTERNATIONAL INC	HOUSTON, TX	MTC	FOB TERMINAL	01/01	F08	2.20	152,223	211,884	\$23,0584
7	BARTOW FUEL TERMINAL-UNIT 4	RIO ENERGY INTERNATIONAL INC	HOUSTON, TX	MTC	FOB TERMINAL	01/01	F08	2.30	155,866	106,767	\$23,0701
8	BARTOW FUEL TERMINAL-UNIT 4	RIO ENERGY INTERNATIONAL INC	HOUSTON, TX	MTC	FOB TERMINAL	01/01	F08	2.05	153,480	41,518	\$23,0899
9	BARTOW NORTH FUEL TERMINAL	RIO ENERGY INTERNATIONAL INC	HOUSTON, TX	MTC	FOB TERMINAL	01/01	F08	2.05	153,480	118,881	\$25,0701
10	BARTOW SOUTH FUEL TERMINAL	RIO ENERGY INTERNATIONAL INC	HOUSTON, TX	MTC	FOB TERMINAL	01/01	F08	1.50	152,550	128,234	\$26,8522
11	BARTOW SOUTH FUEL TERMINAL	RIO ENERGY INTERNATIONAL INC	HOUSTON, TX	MTC	FOB TERMINAL	01/01	F08	1.50	153,142	118,848	\$26,8485
12	BARTOW SOUTH FUEL TERMINAL	RIO ENERGY INTERNATIONAL INC	HOUSTON, TX	MTC	FOB TERMINAL	01/01	F08	1.59	152,539	90,864	\$26,8486
13	BARTOW SOUTH FUEL TERMINAL	RIO ENERGY INTERNATIONAL INC	HOUSTON, TX	MTC	FOB TERMINAL	01/01	F08	1.45	153,991	364,311	\$26,6485
14	BARTOW SOUTH FUEL TERMINAL	RIO ENERGY INTERNATIONAL INC	HOUSTON, TX	MTC	FOB TERMINAL	01/01	F08	1.27	153,711	204,200	\$26,9484
15	RAYBORO PEAKERS	CENTRAL OIL COMPANY	TAMPA, FL	MTC	FOB PLANT	01/01	F02	0.49	138,000	81,245	\$38,8241
16	CRYSTAL RIVER NORTH	BP OIL COMPANY	TAMPA, FL	MTC	FOB PLANT	01/01	F02	0.48	144,114	8,508	\$38,3239
17	CRYSTAL RIVER SOUTH	BP OIL COMPANY	TAMPA, FL	MTC	FOB PLANT	01/01	F02	0.48	144,114	891	\$41,0249
18	DEBARY PEAKERS	BP OIL COMPANY	TAMPA, FL	MTC	FOB PLANT	01/01	F02	0.11	138,734	57,765	\$38,9061

MONTHLY REPORT OF COST AND QUALITY OF FUEL OIL FOR ELECTRIC PLANTS
ORIGIN VOLUME, DELIVERED PRICE AND AS RECEIVED QUALITY

1 REPORTING MONTH Jan-01
2 REPORTING COMPANY FLORIDA POWER CORPORATION

3 NAME, TITLE & TELEPHONE NUMBER OF CONTACT PERSON CONCERNING DATA
SUBMITTED ON THIS FORM MANNY PEREZ, ACCOUNTANT (727) 820-5302
4 SIGNATURE OF OFFICIAL SUBMITTING REPORT Javier Portuondo
JAVIER PORTUONDO - MANAGER, REGULATORY SERVICES

5 DATE COMPLETED 03/13/01

LINE NO (a)	PLANT NAME (b)	SUPPLIER NAME (c)	SHIPPING POINT (d)	PURCHASE TYPE (e)	DELIVERY LOCATION (f)	DELIVERY DATE (g)	TYPE OIL (h)	SULFUR CONTENT (%) (i)	BTU CONTENT (Btu/gal) (j)	VOLUME (Bbls) (k)	DELIVERED PRICE (\$/Bbl) (l)
19	DEBARY PEAKERS	BP OIL COMPANY	TAMPA, FL	MTC	FOB PLANT	01/01	F02	0.12	138,774	72,314	\$34 8070
20	DEBARY PEAKERS	BP OIL COMPANY	TAMPA, FL	MTC	FOB PLANT	01/01	F02	0.11	138,729	48,911	\$41 6730
21	DEBARY PEAKERS	COASTAL REFINING CO	CAPE CANAVERAL, FL	S	FOB PLANT	01/01	F02	0.04	138,591	9,890	\$47 8854
22	HINES PLANT PEAKERS	NO DELIVERIES									
23	HIGGINS PEAKERS	NO DELIVERIES									
24	INTERCESSION CITY PEAKERS	BP OIL COMPANY	TAMPA, FL	MTC	FOB PLANT	01/01	F02	0.49	138,789	11,824	\$43 8578
25	INTERCESSION CITY PEAKERS	BP OIL COMPANY	TAMPA, FL	MTC	FOB PLANT	01/01	F02	0.49	138,789	8,275	\$43 8227
26	INTERCESSION CITY PEAKERS	BP OIL COMPANY	TAMPA, FL	MTC	FOB PLANT	01/01	F02	0.04	138,092	108,614	\$48 5380
27	INTERCESSION CITY PEAKERS	CENTRAL OIL COMPANY	TAMPA, FL	MTC	FOB PLANT	01/01	F02	0.49	138,000	1,072	\$42 4812
28	INTERCESSION CITY PEAKERS	COASTAL REFINING CO	CAPE CANAVERAL, FL	S	FOB PLANT	01/01	F02	0.49	138,000	9,722	\$43 5428
29	CRYSTAL RIVER NUCLEAR PLANT	NO DELIVERIES									
30	RIO PINAR PEAKERS	BP OIL COMPANY	TAMPA, FL	MTC	FOB PLANT	01/01	F02	0.49	138,789	2,150	\$37 3557
31	SUWANNEE PEAKERS	BP OIL COMPANY	TAMPA, FL	MTC	FOB PLANT	01/01	F02	1.03	156,435	4,843	\$38 3629
32	SUWANNEE PEAKERS	BP OIL COMPANY	TAMPA, FL	MTC	FOB PLANT	01/01	F02	1.03	156,435	18,561	\$35 4120
33	SUWANNEE PEAKERS	BP OIL COMPANY	TAMPA, FL	MTC	FOB PLANT	01/01	F02	0.49	138,789	193	\$37 2216
34	SUWANNEE PEAKERS	STEUART PETROLEUM CO	JACKSONVILLE, FL	S	FOB PLANT	01/01	F02	0.50	138,000	1,272	\$23 9581
35	SUWANNEE PEAKERS	STEUART PETROLEUM CO	JACKSONVILLE, FL	S	FOB PLANT	01/01	F02	0.50	138,000	3,145	\$37 4382
36	SUWANNEE PEAKERS	TEXPAR ENERGY INC	VALDOSTA, GA	MTC	FOB PLANT	01/01	F02	0.50	138,000	8,591	\$37 9318

MONTHLY REPORT OF COST AND QUALITY OF FUEL OIL FOR ELECTRIC PLANTS
ORIGIN, VOLUME, DELIVERED PRICE AND AS RECEIVED QUALITY

1 REPORTING MONTH Jan-01
2 REPORTING COMPANY FLORIDA POWER CORPORATION

3 NAME, TITLE & TELEPHONE NUMBER OF CONTACT PERSON CONCERNING DATA
SUBMITTED ON THIS FORM MANNY PEREZ, ACCOUNTANT (727) 820-5302

4 SIGNATURE OF OFFICIAL SUBMITTING REPORT *Javier Portuondo*
JAVIER PORTUONDO - MANAGER, REGULATORY SERVICES

5 DATE COMPLETED 03/13/01


LINE NO (a)	PLANT NAME (b)	SUPPLIER NAME (c)	SHIPPING POINT (d)	PURHCASE TYPE (e)	DELIVERY LOCATION (f)	DELIVERY DATE (g)	TYPE OIL (h)	SULFER CONTENT (%) (i)	BTU CONTENT (Btu/gal) (j)	VOLUME (Bbls) (k)	DELIVERED PRICE (\$/Bbl) (l)
37	SUWANNEE STEAM PLANT	RIO ENERGY INTERNATIONAL INC	HOUSTON, TX	MTC	FOB TERMINAL	01/01	F06	0.50	138,000	299	\$34.0556
38	SUWANNEE STEAM PLANT	TEXPAR ENERGY INC	VALDOSTA, GA	MTC	FOB PLANT	01/01	F06	1.00	158,457	12,147	\$35.6703
39	SUWANNEE STEAM PLANT	FOUR WAY OIL CO	CAIRO, GA	S	FOB PLANT	01/01	F06	0.50	140,000	2,979	\$24.7816
40	SUWANNEE STEAM PLANT	STEUART PETROLEUM CO	JACKSONVILLE, FL	S	FOB PLANT	01/01	F06	2.80	150,000	5,583	\$22.8399
41	SUWANNEE STEAM PLANT	TEXPAR ENERGY INC	VALDOSTA, GA	MTC	FOB PLANT	01/01	F06	2.00	156,435	28,311	\$25.6999
42	STEUART FUEL TERMINAL	NO DELIVERIES									
43	TURNER STEAM PLANT	NO DELIVERIES									
44	TURNER PEAKERS	BP OIL COMPANY	TAMPA, FL	MTC	FOB PLANT	01/01	F02	0.20	139,077	1,974	\$38.1436
45	TURNER PEAKERS	BP OIL COMPANY	TAMPA, FL	MTC	FOB PLANT	01/01	F02	0.19	138,883	24,359	\$38.7557
46	TURNER PEAKERS	BP OIL COMPANY	TAMPA, FL	MTC	FOB PLANT	01/01	F02	0.49	138,789	714	\$37.6178
47	UNIVERSITY OF FLORIDA	NO DELIVERIES									

**MONTHLY REPORT OF COST AND QUALITY OF COAL FOR ELECTRIC PLANTS
ORIGIN, TONNAGE, DELIVERED PRICE AND AS RECEIVED QUALITY**

- 1. Report for: Mo. January 2001
- 2. Reporting Company: Florida Power Corporation
- 3. Plant Name: Transfer Facility - IMT

4. Name, Title and Telephone Number of Contact Person Concerning Data Submitted on this Form
 Delmar J. Clark Jr., Business Analyst
 (727) 824-6616

5. Signature of Official Submitting Report


 Delmar J. Clark Jr., Business Analyst

6. Date Completed: March 15, 2001

Line No.	Supplier Name	Mine Location	Purchase Type	Transportation Mode	Tons	Effective Purchase Price (\$/Ton)	Total Transportation Cost (\$/Ton)	F.O.B. Plant Price (\$/Ton)	As Received Coal Quality			
									Percent Sulfur (%)	Btu Content (Btu/lb)	Percent Ash (%)	Percent Moisture (%)
(a)	(b)	(c)	(d)	(e)	(f)	(g)	(h)	(i)	(j)	(k)	(l)	(m)
1	Emerald International Corporation	17 , Co , 29	S	GB	19,805			\$46.43	0.38	12,159	5.21	10.30
2	Emerald International Corporation	50 , IM , 999	S	GB	56,685			\$48.63	0.68	12,824	5.85	7.77
3	A. T. Massey Coal Company	08 , Ky , 195	LTC	TR&B	19,150			\$44.51	0.67	12,487	10.06	6.42
4	Pen Coal Company	08 , Wv , 99	MTC	B	14,888			\$49.43	0.67	12,302	9.93	6.96
5	Black Hawk Synfuel, LLC	08 , Wv , 39	S	B	100,278			\$44.66	0.69	12,151	12.37	6.89
6	New River Synfuel, LLC	08 , Wv , 39	S	B	48,579			\$42.51	0.68	12,240	11.77	6.97
7	New River Synfuel, LLC	08 , Wv , 39	S	B	12,718			\$42.51	0.68	12,118	12.68	6.79

**MONTHLY REPORT OF COST AND QUALITY OF COAL FOR ELECTRIC PLANTS
ORIGIN, TONNAGE, DELIVERED PRICE AND AS RECEIVED QUALITY**

- 1. Report for: Mo. January 2001
- 2. Reporting Company: Florida Power Corporation
- 3. Plant Name: Crystal River 1 & 2

4. Name, Title and Telephone Number of Contact
 Person Concerning Data Submitted on this Form
 Delmar J. Clark Jr., Business Analyst
 (727) 824-6616

5. Signature of Official Submitting Report


 Delmar J. Clark Jr., Business Analyst

6. Date Completed: March 15, 2001

Line No.	Supplier Name	Mine Location	Purchase Type	Transportation Mode	Tons	Effective Purchase Price (\$/Ton)	Total Transportation Cost (\$/Ton)	F.O.B. Plant Price (\$/Ton)	As Received Coal Quality			
									Percent Sulfur (%)	Btu Content (Btu/lb)	Percent Ash (%)	Percent Moisture (%)
(a)	(b)	(c)	(d)	(e)	(f)	(g)	(h)	(i)	(j)	(k)	(l)	(m)
1	Consolidated Coal Sales	08 , Ky , 133	MTC	UR	49,100			\$43.32	1.01	12,982	8.10	5.57
2	Diamond May Coal Company	08 , Ky , 119	S	UR	19,581			\$50.95	1.19	12,945	7.13	6.69
3	A. T. Massey Coal Company	08 , Ky , 195	MTC	UR	49,153			\$43.52	1.02	12,910	7.19	6.75
4	Quaker Coal Company, Inc.	08 , Ky , 195	MTC	UR	48,493			\$47.82	1.10	12,606	10.90	5.29
5	Quaker Coal Company, Inc.	08 , Ky , 195	S	UR	1,629			\$47.34	0.67	12,402	9.82	7.83
6	Transfer Facility	N/A	N/A	OB	29,364			\$50.74	0.85	12,247	11.86	6.77

**MONTHLY REPORT OF COST AND QUALITY OF COAL FOR ELECTRIC PLANTS
ORIGIN, TONNAGE, DELIVERED PRICE AND AS RECEIVED QUALITY**

1. Report for: Mo. January 2001

2. Reporting Company: Florida Power Corporation

3. Plant Name: Crystal River 4 & 5

4. Name, Title and Telephone Number of Contact
Person Concerning Data Submitted on this Form
Delmar J. Clark Jr., Business Analyst
(727) 824-6616

5. Signature of Official Submitting Report


Delmar J. Clark Jr., Business Analyst

6. Date Completed: March 15, 2001

Line No.	Supplier Name	Mine Location	Purchase Type	Transportation Mode	Tons	Effective Purchase Price (\$/Ton)	Total Transportation Cost (\$/Ton)	F.O.B. Plant Price (\$/Ton)	As Received Coal Quality			
									Percent Sulfur (%)	Btu Content (Btu/lb)	Percent Ash (%)	Percent Moisture (%)
(a)	(b)	(c)	(d)	(e)	(f)	(g)	(h)	(i)	(j)	(k)	(l)	(m)
1	Powell Mountain Coal Company	08 , Ky , 119	LTC	UR	29,481			\$51.53	0.68	12,533	7.59	7.95
2	Quaker Coal Company, Inc.	08 , Ky , 195	S	UR	8,024			\$47.37	0.67	12,402	9.82	7.83
3	Transfer Facility	N/A	N/A	OB	133,053			\$54.17	0.68	12,317	11.51	6.51

**MONTHLY REPORT OF COST AND QUALITY OF COAL FOR ELECTRIC PLANTS
ORIGIN, TONNAGE, DELIVERED PRICE AND AS RECEIVED QUALITY**

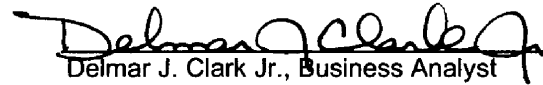
1. Report for: Mo. January 2001

2. Reporting Company: Florida Power Corporation

3. Plant Name: Transfer Facility - IMT

4. Name, Title and Telephone Number of Contact
Person Concerning Data Submitted on this Form
Delmar J. Clark Jr., Business Analyst
(727) 824-6616

5. Signature of Official Submitting Report


Delmar J. Clark Jr., Business Analyst

6. Date Completed: March 15, 2001


Line No.	Supplier Name	Mine Location	Purchase Type	Tons	F.O.B. Mine Price (\$/Ton)	Short Haul & Loading Charges (\$/Ton)	Original Invoice Price (\$/Ton)	Retro-active Price Inc(Dec) (\$/Ton)	Base Price (\$/Ton)	Quality Adjust-ments (\$/Ton)	Effective Purchase Price (\$/Ton)
(a)	(b)	(c)	(d)	(e)	(f)	(g)	(h)	(i)	(j)	(k)	(l)
1	Emerald International Corporation	17 , Co , 29	S	19,805		\$0.00					
2	Emerald International Corporation	50 , IM , 999	S	56,685		\$0.00					
3	A. T. Massey Coal Company	08 , Ky , 195	LTC	19,150		\$0.00					
4	Pen Coal Company	08 , Wv , 99	MTC	14,888		\$0.00					
5	Black Hawk Synfuel, LLC	08 , Wv , 39	S	100,278		\$0.00					
6	New River Synfuel, LLC	08 , Wv , 39	S	48,579		\$0.00					
7	New River Synfuel, LLC	08 , Wv , 39	S	12,718		\$0.00					

**MONTHLY REPORT OF COST AND QUALITY OF COAL FOR ELECTRIC PLANTS
ORIGIN, TONNAGE, DELIVERED PRICE AND AS RECEIVED QUALITY**

- 1. Report for: Mo. January 2001
- 2. Reporting Company: Florida Power Corporation
- 3. Plant Name: Crystal River 1 & 2

4. Name, Title and Telephone Number of Contact Person Concerning Data Submitted on this Form
 Delmar J. Clark Jr., Business Analyst
 (727) 824-6616

5. Signature of Official Submitting Report


 Delmar J. Clark Jr., Business Analyst

6. Date Completed: March 15, 2001

Line No.	Supplier Name	Mine Location	Purchase Type	Tons	F.O.B. Mine Price (\$/Ton)	Short Haul & Loading Charges (\$/Ton)	Original Invoice Price (\$/Ton)	Retro-active Price Increases (\$/Ton)	Base Price (\$/Ton)	Quality Adjustments (\$/Ton)	Effective Purchase Price (\$/Ton)
(a)	(b)	(c)	(d)	(e)	(f)	(g)	(h)	(i)	(j)	(k)	(l)
1	Consolidated Coal Sales	08 , Ky , 133	MTC	49,100		\$0.00					
2	Diamond May Coal Company	08 , Ky , 119	S	19,581		\$0.00					
3	A. T. Massey Coal Company	08 , Ky , 195	MTC	49,153		\$0.00					
4	Quaker Coal Company, Inc.	08 , Ky , 195	MTC	48,493		\$0.00					
5	Quaker Coal Company, Inc.	08 , Ky , 195	S	1,629		\$0.00					
6	Transfer Facility	N/A	N/A	29,364		\$0.00					

**MONTHLY REPORT OF COST AND QUALITY OF COAL FOR ELECTRIC PLANTS
ORIGIN, TONNAGE, DELIVERED PRICE AND AS RECEIVED QUALITY**

- 1. Report for: Mo. January 2001
- 2. Reporting Company: Florida Power Corporation
- 3. Plant Name: Crystal River 4 & 5

4. Name, Title and Telephone Number of Contact Person Concerning Data Submitted on this Form
 Delmar J. Clark Jr., Business Analyst
 (727) 824-6616

5. Signature of Official Submitting Report


 Delmar J. Clark Jr., Business Analyst

6. Date Completed: March 15, 2001


Line No.	Supplier Name	Mine Location	Purchase Type	Tons	F.O.B. Mine Price (\$/Ton)	Short Haul & Loading Charges (\$/Ton)	Original Invoice Price (\$/Ton)	Retro-active Price Increases (\$/Ton)	Base Price (\$/Ton)	Quality Adjustments (\$/Ton)	Effective Purchase Price (\$/Ton)
(a)	(b)	(c)	(d)	(e)	(f)	(g)	(h)	(i)	(j)	(k)	(l)
1	Powell Mountain Coal Company	08 , Ky , 119	LTC	29,481		\$0.00					
2	Quaker Coal Company, Inc.	08 , Ky , 195	S	8,024		\$0.00					
3	Transfer Facility	N/A	N/A	133,053		\$0.00					

**MONTHLY REPORT OF COST AND QUALITY OF COAL FOR ELECTRIC PLANTS
ORIGIN, TONNAGE, DELIVERED PRICE AND AS RECEIVED QUALITY**

- 1. Report for: Mo. January 2001
- 2. Reporting Company: Florida Power Corporation
- 3. Plant Name: Transfer Facility - IMT

4. Name, Title and Telephone Number of Contact Person Concerning Data Submitted on this Form
 Delmar J. Clark Jr., Business Analyst
 (727) 824-6616

5. Signature of Official Submitting Report


 Delmar J. Clark Jr., Business Analyst

6. Date Completed: March 15, 2001

Line No.	Supplier Name	Mine Location	Shipping Point	Transportation Mode	Tons	Effective Purchase Price (\$/Ton)	Additional Shorthaul & Loading Charges (\$/Ton)	Rail Rate (\$/Ton)	Other Rail Charges (\$/Ton)	River Barge Rate (\$/Ton)	Trans-loading Rate (\$/Ton)	Ocean Barge Rate (\$/Ton)	Other Water Charges (\$/Ton)	Other Related Charges (\$/Ton)	Transportation Charges (\$/Ton)	F.O.B. Plant Price (\$/Ton)
(a)	(b)	(c)	(d)	(e)	(f)	(g)	(h)	(i)	(j)	(k)	(l)	(m)	(n)	(o)	(p)	(q)
1	Emerald International Corporation	17 , Co , 29	Delta, Co	GB	19,805		N/A	N/A	N/A	N/A	N/A	N/A	N/A	N/A		\$46.43
2	Emerald International Corporation	50 , IM , 999	Maricaoibo, Ve	GB	56,685		N/A	N/A	N/A	N/A	N/A	N/A	N/A	N/A		\$48.63
3	A. T. Massey Coal Company	08 , Ky , 195	Pike, Ky	TR&B	19,150		N/A	N/A	N/A	N/A	N/A	N/A	N/A	N/A		\$44.51
4	Pen Coal Company	08 , Wv , 99	Wayne, Wv	B	14,888		N/A	N/A	N/A	N/A	N/A	N/A	N/A	N/A		\$49.43
5	Black Hawk Synfuel, LLC	08 , Wv , 39	Kanawha, Wv	B	100,278		N/A	N/A	N/A	N/A	N/A	N/A	N/A	N/A		\$44.66
6	New River Synfuel, LLC	08 , Wv , 39	Kanawha, Wv	B	48,579		N/A	N/A	N/A	N/A	N/A	N/A	N/A	N/A		\$42.51
7	New River Synfuel, LLC	08 , Wv , 39	Kanawha, Wv	B	12,718		N/A	N/A	N/A	N/A	N/A	N/A	N/A	N/A		\$42.51

**MONTHLY REPORT OF COST AND QUALITY OF COAL FOR ELECTRIC PLANTS
ORIGIN, TONNAGE, DELIVERED PRICE AND AS RECEIVED QUALITY**

- 1. Report for: Mo. January 2001
- 2. Reporting Company: Florida Power Corporation
- 3. Plant Name: Crystal River 1 & 2

4. Name, Title and Telephone Number of Contact
Person Concerning Data Submitted on this Form
Delmar J. Clark Jr., Business Analyst
(727) 824-6616

5. Signature of Official Submitting Report


Delmar J. Clark Jr., Business Analyst

6. Date Completed: March 15, 2001

Line No.	Supplier Name	Mine Location	Shipping Point	Transportation Mode	Tons	Effective Purchase Price (\$/Ton)	Additional Shorthaul & Loading Charges (\$/Ton)	Rail Rate (\$/Ton)	Other Rail Charges (\$/Ton)	River Barge Rate (\$/Ton)	Trans-loading Rate (\$/Ton)	Ocean Barge Rate (\$/Ton)	Other Water Charges (\$/Ton)	Other Related Charges (\$/Ton)	Transportation Charges (\$/Ton)	F.O.B. Plant Price (\$/Ton)
(a)	(b)	(c)	(d)	(e)	(f)	(g)	(h)	(i)	(j)	(k)	(l)	(m)	(n)	(o)	(p)	(q)
1	Consolidated Coal Sales	08 , Ky , 133	Letcher, Ky	UR	49,100		N/A			N/A	N/A	N/A	\$0.00	\$0.00		\$43.32
2	Diamond May Coal Company	08 , Ky , 119	Knott, Ky	UR	19,581		N/A			N/A	N/A	N/A	\$0.00	\$0.00		\$50.95
3	A. T. Massey Coal Company	08 , Ky , 195	Pike, Ky	UR	49,153		N/A			N/A	N/A	N/A	\$0.00	\$0.00		\$43.52
4	Quaker Coal Company, Inc.	08 , Ky , 195	Pike, Ky	UR	48,493		N/A			N/A	N/A	N/A	\$0.00	\$0.00		\$47.82
5	Quaker Coal Company, Inc.	08 , Ky , 195	Pike, Ky	UR	1,629		N/A			N/A	N/A	N/A	\$0.00	\$0.00		\$47.34
6	Transfer Facility	N/A	Plaquemines Parrish, La	OB	29,364		N/A			N/A	N/A	N/A	\$0.00	\$0.00		\$50.74

**MONTHLY REPORT OF COST AND QUALITY OF COAL FOR ELECTRIC PLANTS
ORIGIN, TONNAGE, DELIVERED PRICE AND AS RECEIVED QUALITY**

- 1. Report for: Mo. January 2001
- 2. Reporting Company: Florida Power Corporation
- 3. Plant Name: Crystal River 4 & 5

4. Name, Title and Telephone Number of Contact Person Concerning Data Submitted on this Form
 Delmar J. Clark Jr., Business Analyst
 (727) 824-6616

5. Signature of Official Submitting Report


 Delmar J. Clark Jr., Business Analyst

6. Date Completed: March 15, 2001


Line No.	Supplier Name	Mine Location	Shipping Point	Transportation Mode	Tons	Effective Purchase Price (\$/Ton)	Additional		Other Rail Charges (\$/Ton)	River Barge Rate (\$/Ton)	Trans-loading Rate (\$/Ton)	Ocean Barge Rate (\$/Ton)	Other Water Charges (\$/Ton)	Other Related Charges (\$/Ton)	Transportation Charges (\$/Ton)	F.O.B. Plant Price (\$/Ton)
							Shorthaul & Loading Charges (\$/Ton)	Rail Rate (\$/Ton)								
(a)	(b)	(c)	(d)	(e)	(f)	(g)	(h)	(i)	(j)	(k)	(l)	(m)	(n)	(o)	(p)	(q)
1	Powell Mountain Coal Company	08 , Ky , 119	Knott, Ky	UR	29,481		N/A			N/A	N/A	N/A	\$0.00	\$0.00		\$51.53
2	Quaker Coal Company, Inc.	08 , Ky , 195	Pike, Ky	UR	8,024		N/A			N/A	N/A	N/A	\$0.00	\$0.00		\$47.37
3	Transfer Facility	N/A	Plaquemines Parrish, La	OB	133,053		N/A			N/A	N/A	N/A	\$0.00	\$0.00		\$54.17

**MONTHLY REPORT OF COST AND QUALITY OF COAL FOR ELECTRIC PLANTS
REPORT OF ADJUSTMENTS TO PREVIOUS COAL DELIVERIES**

- 1. Report for: Mo. January 2001
- 2. Reporting Company: Florida Power Corporation
- 3. Plant Name: Transfer Facility - IMT

4. Name, Title and Telephone Number of Contact
Person Concerning Data Submitted on this Form
Delmar J. Clark Jr., Business Analyst
(727) 824-6616

5. Signature of Official Submitting Report


Delmar J. Clark Jr., Business Analyst

6. Date Completed: March 15, 2001


Line No.	Month Reported	Form Plant Name	Intended Generating Plant	Supplier	Original Line Number	Old Volume (tons)	Form No.	Column Title	Old Value	New Value	New F.O.B. Plant Price	Reason for Revision
(a)	(b)	(c)	(d)	(e)	(f)	(g)	(h)	(i)	(j)	(k)	(l)	(m)
1	11/00	Transfer Facility-IMT	Transfer Facility-IMT	Black Hawk Synfuel LLC	6	19,822	2A	(k) Quality Adjustments			\$ 38.87	Quality Adjustment
2	11/00	Transfer Facility-IMT	Transfer Facility-IMT	Black Hawk Synfuel LLC	5	30,528	2A	(k) Quality Adjustments			\$ 38.47	Quality Adjustment
3	11/00	Transfer Facility-IMT	Transfer Facility-IMT	Black Hawk Synfuel LLC	3	26,680	2A	(k) Quality Adjustments			\$ 39.23	Quality Adjustment
4	11/00	Transfer Facility-IMT	Transfer Facility-IMT	Black Hawk Synfuel LLC	4	18,137	2A	(k) Quality Adjustments			\$ 39.24	Quality Adjustment
5	12/00	Transfer Facility-IMT	Transfer Facility-IMT	Black Hawk Synfuel LLC	2	41,405	2A	(k) Quality Adjustments			\$ 39.31	Quality Adjustment
6	12/00	Transfer Facility-IMT	Transfer Facility-IMT	Black Hawk Synfuel LLC	3	5,075	2A	(k) Quality Adjustments			\$ 39.25	Quality Adjustment
7	11/00	Transfer Facility-IMT	Transfer Facility-IMT	New River Synfuel, LLC	5	23,946	2A	(k) Quality Adjustments			\$ 39.26	Quality Adjustment
8	12/00	Transfer Facility-IMT	Transfer Facility-IMT	New River Synfuel, LLC	4	53,170	2A	(k) Quality Adjustments			\$ 39.36	Quality Adjustment
9	12/00	Transfer Facility-IMT	Transfer Facility-IMT	Quaker Coal Company, Inc.	1	7,441	2A	(k) Quality Adjustments			\$ 42.30	Quality Adjustment
10	01/00	Transfer Facility-IMT	Transfer Facility-IMT	Quaker Coal Company, Inc.	5	10,058	2A	(g) Short haul & Idg chrgs			\$ 42.71	Freeze Proofing

**MONTHLY REPORT OF COST AND QUALITY OF COAL FOR ELECTRIC PLANTS
REPORT OF ADJUSTMENTS TO PREVIOUS COAL DELIVERIES**

- 1. Report for: Mo. January 2001
- 2. Reporting Company: Florida Power Corporation
- 3. Plant Name: Crystal River 1 & 2

4. Name, Title and Telephone Number of Contact
Person Concerning Data Submitted on this Form
Delmar J. Clark Jr., Business Analyst
(727) 824-6616

5. Signature of Official Submitting Report


Delmar J. Clark Jr., Business Analyst

6. Date Completed: March 15, 2001


Line No.	Month Reported	Form Plant Name	Intended Generating Plant	Supplier	Original Line Number	Old Volume (tons)	Form No.	Column Title	Old Value	New Value	New F.O.B. Plant Price	Reason for Revision
(a)	(b)	(c)	(d)	(e)	(f)	(g)	(h)	(i)	(j)	(k)	(l)	(m)
1	12/00	CR1&2	CR1&2	Consolidated Coal Sales	1	19,515	2A	(k) Quality Adjustments			\$42.87	Quality Adjustment
2	12/00	CR1&2	CR1&2	Quaker Coal Company, Inc.	3	19,569	2A	(k) Quality Adjustments			\$46.36	Quality Adjustment
3	12/00	CR1&2	CR1&2	Quaker Coal Company, Inc.	4	29,332	2A	(k) Quality Adjustments			\$42.11	Quality Adjustment
4	06/00	CR1&2	CR1&2	A.T. Massey Coal Company	1	58,918	2A	(k) Quality Adjustments			\$41.73	Quality Adjustment
5	07/00	CR1&2	CR1&2	A.T. Massey Coal Company	1	59,801	2A	(k) Quality Adjustments			\$41.51	Quality Adjustment
6	08/00	CR1&2	CR1&2	A.T. Massey Coal Company	1	59,141	2A	(k) Quality Adjustments			\$42.16	Quality Adjustment
7	09/00	CR1&2	CR1&2	A.T. Massey Coal Company	1	57,681	2A	(k) Quality Adjustments			\$42.44	Quality Adjustment
8	10/00	CR1&2	CR1&2	A.T. Massey Coal Company	1	48,956	2A	(k) Quality Adjustments			\$42.01	Quality Adjustment

**MONTHLY REPORT OF COST AND QUALITY OF COAL FOR ELECTRIC PLANTS
REPORT OF ADJUSTMENTS TO PREVIOUS COAL DELIVERIES**

1. Report for: Mo. January 2001
 2. Reporting Company: Florida Power Corporation
 3. Plant Name: Crystal River 4 & 5

4. Name, Title and Telephone Number of Contact
 Person Concerning Data Submitted on this Form
 Delmar J. Clark Jr., Business Analyst
 (727) 824-6616

5. Signature of Official Submitting Report


 Delmar J. Clark Jr., Business Analyst

6. Date Completed: March 15, 2001

Line No.	Month Reported	Form Plant Name	Intended Generating Plant	Supplier	Original Line Number	Old Volume (tons)	Form No.	Column Title	Old Value	New Value	New F.O.B. Plant Price	Reason for Revision
(a)	(b)	(c)	(d)	(e)	(f)	(g)	(h)	(i)	(j)	(k)	(l)	(m)
1	04/00	CR4&5	CR4&5	Quaker Coal Company, Inc.	3	47,705	2	(f) Tons			\$42.79	Tonnage Adjustment
2	12/00	CR4&5	CR4&5	Quaker Coal Company, Inc.	2	19,537	2A	(k) Quality Adjustments			\$42.00	Quality Adjustment
3	11/00	CR4&5	CR4&5	Quaker Coal Company, Inc.	3	9,887	2A	(i) Price Inc(Dec)			\$46.40	Price Inc(Dec)
4	02/00	CR4&5	CR4&5	Quaker Coal Company, Inc.	4	50,871	2A	(k) Quality Adjustments			\$42.56	SO2 Quality Adjustment