



R. Wade Litchfield
 Senior Attorney
 Florida Authorized House Counsel
 Florida Power & Light Company
 700 Universe Boulevard
 Juno Beach, FL 33408-0420
 (561) 691-7135 (Facsimile)

ORIGINAL

Writer's Direct Dial:
 (561) 691-7101

April 17, 2001

VIA HAND DELIVERY

Blanca S. Bayó, Director
 Division of Records and Reporting
 Florida Public Service Commission
 Betty Easley Conference Center
 Room 110
 2540 Shumard Oak Boulevard
 Tallahassee, Florida 32399-0850

RECEIVED-FPSC
 01 APR 17 PM 3:42
 RECORDS AND REPORTING

Re: **Docket No. 010001-EI; Monthly Fuel Filings**

Dear Ms. Bayó:

Enclosed herewith for filing is the original and five (5) copies of the following monthly fuel reports for FPL:

- (a) FPSC Forms 423-1, 423-1(a) and 423-1(b) for the month of December 2000;
- (b) FPSC Forms 423-2, 423-2(a), and 423-2(b) for Plant Scherer for the month of November 2000; and
- (c) FPSC Forms 423-2, 423-2(a), and 423-2(b) for St. Johns River Power Park for the month of December 2000.

FPL's Request for Confidential Classification of the information removed from Form 423-1(a) is being filed under separate cover.

APP _____
 CAF _____
 CMP _____
 COM 5 _____
 CTR _____
 ECR _____
 LEG 1 _____
 OPC _____
 PAI _____
 RGO _____
 SEC 1 _____
 SER _____
 OTH _____

Should you have any questions regarding this filing, please contact me at (561) 691-7101.

Cover letter

RECEIVED & FILED
Max
 FPSC BUREAU OF RECORDS

DOCUMENT NUMBER-DATE


04698 APR 17 2001

FPSC-RECORDS/REPORTING

Blanca S. Bayó, Director
Division of Records and Reporting
Florida Public Service Commission
April 17, 2001
Page 2

Thanking you for your attention to this matter, I remain,

Sincerely,

A handwritten signature in black ink, appearing to read "R. Wade Litchfield". The signature is written in a cursive style with a large initial "R" and a long, sweeping underline.

R. Wade Litchfield

RWL/mf
Enclosures

cc: Service List

MONTHLY REPORT OF COST AND QUALITY OF FUEL OIL FOR ELECTRIC PLANTS
ORIGIN, VOLUME, DELIVERED PRICE AND AS RECEIVED QUANTITY

FPSC FORM NO. 423-1

1. REPORTING MONTH: DEC YEAR: 2000

2. REPORTING COMPANY: FLORIDA POWER & LIGHT COMPANY

3. NAME, TITLE, TELEPHONE NUMBER OF CONTACT PERSON CONCERNING DATA
SUBMITTED ON THIS FORM: RITA MCLELLAN, REGULATORY AFFAIRS, (305) - 552- 40694. SIGNATURE OF OFFICIAL SUBMITTING REPORT: *Paul A Kerns*

5. DATE COMPLETED: 02/19/2001

LINE NO	PLANT	SUPPLIER	SHIPPING POINT	PURCHASE TYPE	DELIVERY LOCATION	DELIVERY DATE	TYPE OIL	SULFUR (%)	BTU CONTENT (BTU / GAL)	VOLUME (BBL)	PRICE (\$/BBL)
1	MANATEE	COASTAL	HOFTI	MTC	PORT MANATEE	12/09/2000	F06	0.99	149310	266693	29.8700
2	PT. EVERGLADES	COASTAL	HOFTI	MTC	PORT EVERGLADES	12/22/2000	F06	0.98	151024	158494	27.9900
3	TURKEY POINT	COASTAL	HOFTI	MTC	FISHER ISLAND	12/23/2000	F06	0.95	151167	112811	27.9900
4	FT. MYERS	FAMM	MOTIVA CONVENT	MTC	BOCA GRANDE	12/01/2000	F06	1.70	152071	84707	25.6480
5	FT. MYERS	FAMM	CONVENT & GRETNA	MTC	BOCA GRANDE	12/07/2000	F06	1.40	152952	82213	24.0080
6	FT. MYERS	FAMM	ST ROSE & GRETNA	MTC	BOCA GRANDE	12/16/2000	F06	1.90	153952	83806	22.8650
7	FT. MYERS	FAMM	CONVENT & ST ROSE	MTC	BOCA GRANDE	12/24/2000	F06	2.00	153952	83976	20.2210
8	CAPE CANAVERAL	NOVARCO	RIVER	MTC	PORT CANAVERAL	12/12/2000	F06	1.40	152524	97404	26.8110
9	SANFORD	NOVARCO	IMTT ST ROSE	MTC	JACKSONVILLE	12/01/2000	F06	1.20	154310	107281	29.5220
10	SANFORD	NOVARCO	RIVER	MTC	JACKSONVILLE	12/14/2000	F06	1.40	152810	134393	26.8110
11	MARTIN	GLENCORE	IMTT ST ROSE, LA	S	PALM BEACH	12/09/2000	F06	0.96	151405	51312	30.2840
12	RIVIERA	GLENCORE	IMTT ST ROSE, LA	S	RIVIERA	12/09/2000	F06	0.96	151405	69777	30.2840
13	RIVIERA	GLENCORE	NOLA	S	RIVIERA	12/20/2000	F06	0.98	151262	119086	28.5750
14	MARTIN	NOVARCO	RIVER	S	PALM BEACH	12/15/2000	F06	0.68	150881	145200	33.2410
15	RIVIERA	NOVARCO	RIVER	S	RIVIERA	12/10/2000	F06	0.97	152952	117347	30.2730
16	RIVIERA	NOVARCO	IMTT ST ROSE	S	RIVIERA	12/28/2000	F06	0.96	152905	147284	26.1070
17	RIVIERA	NOVARCO	IMTT ST ROSE	S	RIVIERA	12/29/2000	F06	1.90	151952	116853	20.2480
18	SANFORD	NOVARCO	TRINIDAD	S	JACKSONVILLE	12/25/2000	F06	1.70	151762	240000	23.0300
19	TURKEY POINT	NOVARCO	BORCO, BAHAMAS	S	FISHER ISLAND	12/13/2000	F06	1.00	151357	118034	29.8820
20	MANATEE	RIO	PERU	S	PORT MANATEE	12/26/2000	F06	0.99	153667	31378	24.8920
21	MANATEE	VITOL	COLUMBIA	S	PORT MANATEE	12/25/2000	F06	0.95	150714	293391	24.2930
22	MANATEE	COASTAL	NA-TRUCK DELIVERY	STC		12/12/2000	FO2	N/A	N/A	178	*
23	MANATEE	COASTAL	NA-TRUCK DELIVERY	STC		12/22/2000	FO2	N/A	N/A	178	*
24	MANATEE	COASTAL	NA-TRUCK DELIVERY	STC		12/23/2000	FO2	N/A	N/A	178	*
25	MANATEE	COASTAL	NA-TRUCK DELIVERY	STC		12/23/2000	FO2	N/A	N/A	178	*
26	MANATEE	COASTAL	NA-TRUCK DELIVERY	STC		12/12/2000	FO2	N/A	N/A	178	*
27	MANATEE	COASTAL	NA-TRUCK DELIVERY	STC		12/16/2000	FO2	N/A	N/A	176	*

FPSC FORM NO. 423-1

MONTHLY REPORT OF COST AND QUALITY OF FUEL OIL FOR ELECTRIC PLANTS
ORIGIN, VOLUME, DELIVERED PRICE AND AS RECEIVED QUANTITY

1. REPORTING MONTH: DEC YEAR: 2000

2. REPORTING COMPANY: FLORIDA POWER & LIGHT COMPANY

3. NAME, TITLE, TELEPHONE NUMBER OF CONTACT PERSON CONCERNING DATA
SUBMITTED ON THIS FORM: RITA MCLELLAN, REGULATORY AFFAIRS, (308) - 552- 40694. SIGNATURE OF OFFICIAL SUBMITTING REPORT. 

5. DATE COMPLETED: 02/19/2001

LINE NO	PLANT	SUPPLIER	SHIPPING POINT	PURCHASE TYPE	DELIVERY LOCATION	DELIVERY DATE	TYPE OIL	SULFUR (%)	BTU CONTENT (BTU / GAL)	VOLUME (BBLs)	PRICE (\$/BBL)
28	MANATEE	COASTAL	NA-TRUCK DELIVERY	STC		12/17/2000	FO2	N/A	N/A	189	*
29	MANATEE	COASTAL	NA-TRUCK DELIVERY	STC		12/17/2000	FO2	N/A	N/A	189	*
30	PT. EVERGLADES	COASTAL	NA-TRUCK DELIVERY			12/22/2000	FO3	N/A	N/A	182	40.4600
31	PT. EVERGLADES	COASTAL	NA-TRUCK DELIVERY			12/30/2000	FO3	N/A	N/A	1838	40.4600
32	FT. MYERS	COASTAL	NA-TRUCK DELIVERY			12/28/2000	FO3	N/A	N/A	22279	34.7700
33	FT. MYERS	AMERIGAS	NA-TRUCK DELIVERY	STC		12/22/2000	PRO	N/A	N/A	6	61.8700
34	PT. EVERGLADES	AMERIGAS	NA-TRUCK DELIVERY	STC		12/20/2000	PRO	N/A	N/A	10	20 5300
35	RIVIERA	AMERIGAS	NA-TRUCK DELIVERY	STC		12/08/2000	PRO	N/A	N/A	7	51.4500
36	RIVIERA	AMERIGAS	NA-TRUCK DELIVERY	STC		12/28/2000	PRO	N/A	N/A	9	56.4600
37	TURKEY POINT	AMERIGAS	NA-TRUCK DELIVERY	STC		12/01/2000	PRO	N/A	N/A	5	49 3800
38	TURKEY POINT	AMERIGAS	NA-TRUCK DELIVERY	STC		12/06/2000	PRO	N/A	N/A	7	47.1500
39	TURKEY POINT	AMERIGAS	NA-TRUCK DELIVERY	STC		12/28/2000	PRO	N/A	N/A	6	55 8100
40	MARTIN	INDIANTOWN	NA-TRUCK DELIVERY	STC		12/13/2000	PRO	N/A	N/A	16	42 0000
41	SANFORD	SUBURBAN	NA-TRUCK DELIVERY	STC		12/07/2000	PRO	N/A	N/A	8	48.7600
42	MANATEE	SUBURBAN	NA-TRUCK DELIVERY	STC		12/08/2000	PRO	N/A	N/A	3	48.0300
43	MANATEE	SUBURBAN	NA-TRUCK DELIVERY	STC		12/27/2000	PRO	N/A	N/A	14	54.5500
44	CAPE CANAVERAL	SUBURBAN	NA-TRUCK DELIVERY	STC		12/14/2000	PRO	N/A	N/A	7	48 7600
45	SANFORD	SUBURBAN	NA-TRUCK DELIVERY	STC		12/28/2000	PRO	N/A	N/A	10	59 1100

EDITED COPY

MONTHLY REPORT OF COST AND QUALITY OF FUEL OIL FOR ELECTRIC PLANTS
DETAIL OF INVOICE AND TRANSPORTATION CHARGES

FPSC FORM NO. 423-1 (a)

1. REPORTING MONTH: DEC YEAR: 2000

2. REPORTING COMPANY: FLORIDA POWER LIGHT COMPANY

3. NAME, TITLE TELEPHONE NUMBER OF CONTACT PERSON CONCERNING DATA
SUBMITTED ON THIS FORM: RITA MCLELLAN, REGULATORY AFFAIRS, (305) 582 - 4069

4. SIGNATURE OF OFFICIAL SUBMITTING REPORT: *Paul A. Kerns*

5. DATE COMPLETED: 02/19/2001

(A)	(B)	(C)	(D)	(E)	(F)	(G)	(H)	(I)	(J)	(K)	(L)	(M)	(N)	(O)	(P)	(Q)	(R)
LINE NO.	PLANT	SUPPLIER	DELIVERY LOCATION	DELIVERY DATE	TYPE OIL	VOLUME (BBL)	INVOICE PRICE (\$/BBL)	INVOICE AMOUNT (\$)	DISCOUNT (\$)	NET AMOUNT (\$)	NET PRICE (\$/BBL)	QUALITY ADJUST. (\$/BBL)	EFFECTIVE PUR PRICE (\$/BBL)	TRANSP TO TERM (\$/BBL)	ADDITIONAL TRANS CHGS (\$/BBL)	OTHER CHGS (\$/BBL)	DELIVERED PRICE (\$/BBL)
1	MANATEE	COASTAL	PORT MANATEE	12/09/200	F06	266693											30.1057
2	PT. EVERGLADES	COASTAL	PORT EVERGLADES	12/22/200	F06	158494											28.2342
3	TURKEY POINT	COASTAL	FISHER ISLAND	12/23/200	F06	112811											28.7729
4	FT. MYERS	FAMM	BOCA GRANDE	12/01/200	F06	84707											26.0488
5	FT. MYERS	FAMM	BOCA GRANDE	12/07/200	F06	82213											24.4088
6	FT. MYERS	FAMM	BOCA GRANDE	12/16/200	F06	83806											23.2658
7	FT. MYERS	FAMM	BOCA GRANDE	12/24/200	F06	83976											20.6218
8	CAPE CANAVERAL	NOVARCO	PORT CANAVERAL	12/12/200	F06	97404											27.3675
9	SANFORD	NOVARCO	JACKSONVILLE	12/01/200	F06	107281											30.7891
10	SANFORD	NOVARCO	JACKSONVILLE	12/14/200	F06	134393											28.0781
11	MARTIN	GLENCORE	PALM BEACH	12/09/200	F06	51312											30.7219
12	RIVIERA	GLENCORE	RIVIERA	12/09/200	F06	69777											30.4760
13	RIVIERA	GLENCORE	RIVIERA	12/20/200	F06	119086											28.7670
14	MARTIN	NOVARCO	PALM BEACH	12/15/200	F06	145200											33.6789
15	RIVIERA	NOVARCO	RIVIERA	12/10/200	F06	117347											30.4650
16	RIVIERA	NOVARCO	RIVIERA	12/28/200	F06	147284											26.2990
17	RIVIERA	NOVARCO	RIVIERA	12/29/200	F06	116853											20.4400
18	SANFORD	NOVARCO	JACKSONVILLE	12/25/200	F06	240000											24.2971
19	TURKEY POINT	NOVARCO	FISHER ISLAND	12/13/200	F06	118034											30.6649
20	MANATEE	RIO	PORT MANATEE	12/26/200	F06	31378											25.1277
21	MANATEE	VITOL	PORT MANATEE	12/25/200	F06	293391											24.5287
22	MANATEE	COASTAL		12/12/200	FO2	178											42.7000
23	MANATEE	COASTAL		12/22/200	FO2	178											38.7700
24	MANATEE	COASTAL		12/23/200	FO2	178											40.2800
25	MANATEE	COASTAL		12/23/200	FO2	178											40.2800
26	MANATEE	COASTAL		12/12/200	FO2	178											42.7000
27	MANATEE	COASTAL		12/16/200	FO2	176											42.7000
28	MANATEE	COASTAL		12/17/200	FO2	189											42.7000
29	MANATEE	COASTAL		12/17/200	FO2	189											42.7000
30	PFL	COASTAL		12/22/200	FO3	182											40.4600

MONTHLY REPORT OF COST AND QUALITY OF FUEL OIL FOR ELECTRIC PLANTS
 DETAIL OF INVOICE AND TRANSPORTATION CHARGES

FPSC FORM NO. 423-1 (a)

1. REPORTING MONTH: DEC YEAR: 2000

2. REPORTING COMPANY: FLORIDA POWER LIGHT COMPANY

3. NAME, TITLE, TELEPHONE NUMBER OF CONTACT PERSON CONCERNING DATA
 SUBMITTED ON THIS FORM: RITA MCLELLAN, REGULATORY AFFAIRS, (305) 552 - 4069

4. SIGNATURE OF OFFICIAL SUBMITTING REPORT: *Paul A. Kern*

5. DATE COMPLETED: 02/19/2001

(A)	(B)	(C)	(D)	(E)	(F)	(G)	(H)	(I)	(J)	(K)	(L)	(M)	(N)	(O)	(P)	(Q)	(R)
LINE NO.	PLANT	SUPPLIER	DELIVERY LOCATION	DELIVERY DATE	TYPE OIL	VOLUME (BBL)	INVOICE PRICE (\$/BBL)	INVOICE AMOUNT (\$)	DISCOUNT (\$)	NET AMOUNT (\$)	NET PRICE (\$/BBL)	QUALITY ADJUST. (\$/BBL)	EFFECTIVE PUR PRICE (\$/BBL)	TRANSP TO TERM (\$/BBL)	ADDITIONAL TRANS CHGS (\$/BBL)	OTHER CHGS (\$/BBL)	DELIVERED PRICE (\$/BBL)
31	PFL	COASTAL		12/30/200	FO3	1838											40.4600
32	FT. MYERS	COASTAL		12/28/200	FO3	22279											34.7700
33	FT. MYERS	AMERIGAS		12/22/200	PRO	6	61.8700	371	0	371	61.8700	0.0000	61.8700	0.0000	0.0000	0.0000	61.8700
34	PT. EVERGLADES	AMERIGAS		12/20/200	PRO	10	20.5300	205	0	205	20.5300	0.0000	20.5300	0.0000	0.0000	0.0000	20.5300
35	RIVIERA	AMERIGAS		12/08/200	PRO	7	51.4500	360	0	360	51.4500	0.0000	51.4500	0.0000	0.0000	0.0000	51.4500
36	RIVIERA	AMERIGAS		12/28/200	PRO	9	56.4600	508	0	508	56.4600	0.0000	56.4600	0.0000	0.0000	0.0000	56.4600
37	TURKEY POINT	AMERIGAS		12/01/200	PRO	5	49.3800	247	0	247	49.3800	0.0000	49.3800	0.0000	0.0000	0.0000	49.3800
38	TURKEY POINT	AMERIGAS		12/06/200	PRO	7	47.1500	330	0	330	47.1500	0.0000	47.1500	0.0000	0.0000	0.0000	47.1500
39	TURKEY POINT	AMERIGAS		12/28/200	PRO	6	55.8100	335	0	335	55.8100	0.0000	55.8100	0.0000	0.0000	0.0000	55.8100
40	MARTIN	INDIANTOWN		12/13/200	PRO	16	42.0000	672	0	672	42.0000	0.0000	42.0000	0.0000	0.0000	0.0000	42.0000
41	SANFORD	SUBURBAN		12/07/200	PRO	8	48.7600	390	0	390	48.7600	0.0000	48.7600	0.0000	0.0000	0.0000	48.7600
42	MANATEE	SUBURBAN		12/08/200	PRO	3	48.0300	144	0	144	48.0300	0.0000	48.0300	0.0000	0.0000	0.0000	48.0300
43	MANATEE	SUBURBAN		12/27/200	PRO	14	54.5500	764	0	764	54.5500	0.0000	54.5500	0.0000	0.0000	0.0000	54.5500
44	CAPE CANAVERAL	SUBURBAN		12/14/200	PRO	7	48.7600	341	0	341	48.7600	0.0000	48.7600	0.0000	0.0000	0.0000	48.7600
45	SANFORD	SUBURBAN		12/28/200	PRO	10	59.1100	591	0	591	59.1100	0.0000	59.1100	0.0000	0.0000	0.0000	59.1100

FPSC FORM NO. 423-1(b)

MONTHLY REPORT OF COST AND QUALITY OF FUEL OIL FOR ELECTRIC PLANTS
 REPORT OF ADJUSTMENTS TO PREVIOUS OIL DELIVERIES

1. REPORTING MONTH: DECEMBER YEAR: 2000

3. NAME, TITLE, & TELEPHONE NUMBER OF CONTACT PERSON CONCERNING DATA
 SUBMITTED ON THIS FORM: RITA McLELLAN, REGULATORY AFFAIRS.

2. REPORTING COMPANY: FLORIDA POWER & LIGHT COMPANY

4. SIGNATURE OF OFFICIAL SUBMITTING REPORT Paul A. Karns

5. DATE COMPLETED: 02/15/2001


LINE NO.	MONTH REPORTED	FORM PLANT NAME	SUPPLIER	ORIGINAL LINE NUMBER	OLD VOLUME (BBLS)	FORM NO.	COLUMN DESIGNATOR & TITLE	OLD VALUE	NEW VALUE	NEW DELIVERED PRICE (\$/BBL)	REASON FOR REVISION
(A)	(B)	(C)	(D)	(E)	(F)	(G)	(H)	(I)	(J)	(K)	(L)
1	NONE										

**MONTHLY REPORT OF COST AND QUALITY OF COAL FOR ELECTRIC PLANTS
ORIGIN, TONNAGE, DELIVERED PRICE, AND AS RECEIVED QUALITY**

- | | | | | |
|-----------------------|--|-------|-------------|---|
| 1. Reporting Month: | November | Year: | 2000 | 4. Name, Title & Telephone Number of Contact Person Concerning Data Submitted on this Form: Michael J. Frank, Principal Accountant (912) 994-0022, ext. 3904. |
| 2. Reporting Company: | FLORIDA POWER & LIGHT COMPANY | | | 5. Signature of Official Submitting Report: <i>Ken Brookway</i> |
| 3. Plant Name: | R.W.SCHERER | | | 6. Date Completed: 24-Jan-01 |

Line No.	Supplier Name	Mine Location	Purchase Type	Transport Mode	Tons	Purchase Price (\$/Ton)	Effective Transport Charges (\$/Ton)	Total FOB Plant Price (\$/Ton)	Sulfur Content (%)	Btu Content (Btu/lb)	Ash Content (%)	Moisture Content (%)
(a)	(b)	(c)	(d)	(e)	(f)	(g)	(h)	(i)	(j)	(k)	(l)	(m)
(1)	AEI COAL SALES	08/KY/159	MTC	UR	11,442.37	48.381	12.65	61.031	0.69	12,754	8.08	6.25
(3)	BLUEGRASS DEV.	08/WV/059	MTC	UR	11,595.01	45.051	12.72	57.771	0.60	12,020	12.35	6.71
(3)	KENNECOTT	19/WY/005	S	UR	86,609.61	4.654	22.02	26.674	0.28	8,814	5.06	26.64
(4)	JACOBS RANCH	19/WY/005	S	UR	187,637.54	4.451	22.02	26.471	0.33	8,789	4.80	27.86
(5)	AEI COAL SALES	08/KY/195	MTC	UR	2,326.78	45.512	12.43	57.942	0.64	12,053	13.11	5.71

**MONTHLY REPORT OF COST AND QUALITY OF COAL FOR ELECTRIC PLANTS
DETAILED PURCHASED COAL INVOICE INFORMATION**

- | | | | | |
|-----------------------|--|-------|-------------|---|
| 1. Reporting Month: | November | Year: | 2000 | 4. Name, Title & Telephone Number of Contact Person Concerning Data
Submitted on this Form: Michael J. Frank, Principal Accountant
(912) 994-0022, ext. 3904. |
| 2. Reporting Company: | FLORIDA POWER & LIGHT COMPANY | | | 5. Signature of Official Submitting Report:  |
| 3. Plant Name: | R.W.SCHERER | | | |
| | | | | 6. Date Completed: 24-Jan-01 |

<u>Line No.</u>	<u>Supplier Name</u>	<u>Mine Location</u>	<u>Purch. Type</u>	<u>Tons</u>	<u>FOB Mine Price (\$/Ton)</u>	<u>Shorthaul & Loading Charges (\$/Ton)</u>	<u>Original Invoice Price (\$/Ton)</u>	<u>Retroactive Price Increase (\$/Ton)</u>	<u>Base Price (\$/Ton)</u>	<u>Quality Adjustments (\$/Ton)</u>	<u>Effective Purchase Price (\$/Ton)</u>
(a)	(b)	(c)	(d)	(e)	(f)	(g)	(h)	(i)	(j)	(k)	(l)
(1)	AEI COAL SALES	08/KY/159	MTC	11,442.37	44.961	-	44.961	-	44.961	3.420	48.381
(2)	BLUEGRASS DEV.	08/WV/059	MTC	11,595.01	44.961	-	44.961	-	44.961	0.090	45.051
(3)	KENNECOTT ENERGY	19/WY/005	S	86,609.61	4.644	-	4.644	-	4.644	0.010	4.654
(4)	JACOBS RANCH	19/WY/005	S	187,637.54	4.441	-	4.441	-	4.441	0.010	4.451
(5)	AEI COAL SALES	08/KY/195	MTC	2,326.78	45.272	-	45.272	-	45.272	0.240	45.512

**MONTHLY REPORT OF COST AND QUALITY OF COAL FOR ELECTRIC PLANTS
DETAILED TRANSPORTATION INVOICE INFORMATION**

1. Reporting Month: **November** Year: **2000**
 2. Reporting Company: **FLORIDA POWER & LIGHT COMPANY**
 3. Plant Name: **R.W.SCHERER**

4. Name, Title & Telephone Number of Contact Person Concerning Data
 Submitted on this Form: Michael J. Frank, Principal Accountant
 (912) 994-0022, ext. 3904.

5. Signature of Official Submitting Report: *Ken Brockway*

6. Date Completed: 24-Jan-01

Line No.	Supplier Name	Mine Location	Shipping Point	Transport Mode	Tons	Effective Purchase Price (\$/Ton)	Additional Shorthaul & Loading Charges (\$/Ton)	Rail Charges		Waterborne Charges				Other Related Charges (\$/Ton)	Total Transportation Charges (\$/Ton)	FOB Plant Price (\$/Ton)
								Rail Rate (\$/Ton)	Other Rail Charges (\$/Ton)	River Barge Rate (\$/Ton)	Trans-loading Rate (\$/Ton)	Ocean Barge Rate (\$/Ton)	Other Water Charges (\$/Ton)			
(a)	(b)	(c)	(d)	(e)	(f)	(g)	(h)	(i)	(j)	(k)	(l)	(m)	(n)	(o)	(p)	(q)
(1)	AEI COAL SALES	08/KY/159	PONTIKI, KY.	UR	11,442.37	48.381	-	12.65	-	-	-	-	-	-	12.65	61.031
(2)	BLUEGRASS DEV.	08/WV/059	MARROWBONE, WV.	UR	11,595.01	45.051	-	12.72	-	-	-	-	-	-	12.72	57.771
(3)	KENNECOTT	19/WY/005	CONVERSE JCTN WY	UR	86,609.61	4.654	-	22.02	-	-	-	-	-	-	22.02	26.674
(4)	JACOBS RANCH	19/WY/005	JACOBS JCTN, WY.	UR	187,637.54	4.451	-	22.02	-	-	-	-	-	-	22.02	26.471
(5)	AEI COAL SALES	08/KY/195	THOMAS, KY.	UR	2,326.78	45.512	-	12.43	-	-	-	-	-	-	12.43	57.942

**MONTHLY REPORT OF COST AND QUALITY OF COAL FOR ELECTRIC PLANTS
ORIGIN, TONNAGE, DELIVERED PRICE AND AS RECEIVED QUALITY**

1. Report For Month/Yr: **December 2000**

4. Name, Title & Telephone Number of Contact
Person Concerning Data Submitted on this Form: **Sally W. Hill (305-552-4244)**

2. Reporting Company: **Florida Power & Light**

5. Signature of Official Submitting Report:

Ken Brockway

3. Plant Name: **St. Johns River Power Park (SJRPP)**

6. Date Completed: **January 11, 2001**

Line No.	Supplier Name	Mine Location	Purchase Type	Transportation Mode	Tons	Effective Purchase Price (\$/Ton)	Total Trans Cost (\$/Ton)	FOB Plant Price (\$/Ton)	As Received Coal Quality			
									Sulfur Content (%)	Btu Content (%)	Ash Content (%)	Moisture Content (%)
(a)	(b)	(c)	(d)	(e)	(f)	(g)	(h)	(i)	(j)	(k)	(l)	(m)
1	Intercor	45,IM,999	LTC	OC	36,334	33.39	0.00	33.39	0.66	11,799	8.00	10.70
2	James River Coal Sales, Inc.	08,KY,095	LTC	UR	17,843	28.71	14.31	43.02	1.43	12,639	9.60	6.20
3	RAG Coal Sales of America	02,PA,059	S	UR	12,651	20.25	14.74	34.99	2.21	13,083	7.40	6.80
4	TCP Petcoke Corporation	,TX,	LTC	OC	6,702	17.11	0.00	17.11	6.59	14,002	0.20	8.00


**MONTHLY REPORT OF COST AND QUALITY OF COAL FOR ELECTRIC PLANTS
DETAIL OF INVOICE PURCHASE PRICE**

1. Report For Month/Yr: **December 2000**

4. Name, Title & Telephone Number of Contact
Person Concerning Data Submitted on this Form: **Sally W. Hill (305-552-4244)**

2. Reporting Company: **Florida Power & Light**

5. Signature of Official Submitting Report:



3. Plant Name: **St. Johns River Power Park (SJRPP)**

6. Date Completed: **January 11, 2001**

Line No.	Supplier Name	Mine Location	Purchase Type	Tons	FOB Mine Price (\$/Ton)	Short Haul & Loading Charge	Original Invoice Price (\$/Ton)	Retro-active Price Increases (\$/Ton)	Base Price (\$/Ton)	Quality Adjustments (\$/Ton)	Effective Purchase Price (\$/Ton)
(a)	(b)	(c)	(d)	(e)	(f)	(g)	(h)	(i)	(j)	(k)	(l)
1	Intercor	45,IM,999	LTC	36,334	33.39	0.00	33.39	0.00	33.39	0.00	33.39
2	James River Coal Sales, Inc.	08,KY,095	LTC	17,843	28.71	0.00	28.71	0.00	28.71	0.00	28.71
3	RAG Coal Sales of America	02,PA,059	S	12,651	20.25	0.00	20.25	0.00	20.25	0.00	20.25
4	TCP Petcoke Corporation	,TX,	LTC	6,702	17.11	0.00	17.11	0.00	17.11	0.00	17.11

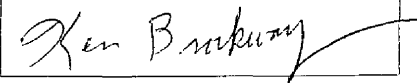
MONTHLY REPORT OF COST AND QUALITY OF COAL FOR ELECTRIC PLANTS
 DETAIL OF TRANSPORTATION CHARGES

1. Report For Month/Yr: **December 2000**

4. Name, Title & Telephone Number of Contact
 Person Concerning Data Submitted on this Form: **Sally W. Hill (305-552-4244)**

2. Reporting Company: **Florida Power & Light**

5. Signature of Official Submitting Report:



3. Plant Name: **St. Johns River Power Park (SJRPP)**

6. Date Completed: **January 11, 2001**

Line No.	Supplier Name	Mine Location	Shipping Point	Transportation Mode	Tons	Effective Purchase Price (\$/Ton)	Short Haul & Loading Charge (\$/Ton)	Rail Charges		Waterborne Charges				Total Transport Charges (\$/Ton)	FOB Plant Price (\$/Ton)	
								Rail Rate (\$/Ton)	Other Rail Charges (\$/Ton)	River Barge Rate (\$/Ton)	Trans-loading Rate (\$/Ton)	Ocean Barge Rate (\$/Ton)	Other Water Charges (\$/Ton)			Related Charges (\$/Ton)
(a)	(b)	(c)	(d)	(e)	(f)	(g)	(h)	(i)	(j)	(k)	(l)	(m)	(n)	(o)		
1	Intercor	45,IM,999	EL CERREJON	OC	36,334	33.39	0.00	0.00	0.00	0.00	0.00	0.00	0.00	0.00	0.00	33.39
2	James River Coal Sales, Inc.	08,KY,095	CLOVER MINE	UR	17,843	28.71	0.00	14.31	0.00	0.00	0.00	0.00	0.00	0.00	14.31	43.02
3	RAG Coal Sales of America	02,PA,059	EMERALD MINE	UR	12,651	20.25	0.00	14.74	0.00	0.00	0.00	0.00	0.00	0.00	14.74	34.99
4	TCP Petcoke Corporation	,TX,	TCP-DOMESTIC	OC	6,702	17.11	0.00	0.00	0.00	0.00	0.00	0.00	0.00	0.00	0.00	17.11

CERTIFICATE OF SERVICE

I, THE UNDERSIGNED COUNSEL, HEREBY CERTIFY that copies of Florida Power & Light Company's Forms 423-1, 423-1(a) edited, and 423-1(b) for the month of November 423-2, 423-2(a), and 423-2(b) for the month of October for Plant Scherer; and 423-2, 423-2(a), and 423-2(b) for the month of November 2000 for St. Johns River Power Park, have been served via first class mail, postage prepaid to the parties listed below, this 17th day of April, 2001:

Bob Elias, Chief
Bureau of Electric & Gas
Division of Legal Services
Florida Public Service Commission
Gerald L. Gunter Building - Third Floor
2540 Shumard Oak Boulevard
Tallahassee, FL 32399-0850

G. Edison Holland, Esquire
Beggs & Lane
P.O. Box 12950
Pensacola, FL 32576

Major Gary A. Enders
United States Air Force
HQ USAF/ULT, STOP 21
Tyndall AFB, FL 32403-6001

Kenneth Hoffman, Esquire
Rutledge, Ecenia, Underwood
Purnell & Hoffman, P.A.
P.O. Box 551
Tallahassee, FL 32301-0551

Occidental Chemical Corporation
Energy Group
P.O. Box 809050
Dallas, TX 75380-9050

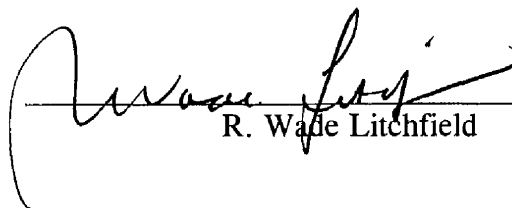
Joseph A. McGlothlin, Esquire
Vicki Gordon Kaufman, Esquire
McWhirter, Reeves, McGlothlin,
Davidson, Etc.
117 S. Gadsden Street
Tallahassee, FL 32301

Jack Shreve, Esquire
Office of Public Counsel
111 W. Madison Street
Room 812
Tallahassee, FL 32399-1400

Lee L. Wills, Esquire
James D. Beasley, Esquire
Ausley, McMullen, McGehee,
Carothers & Proctor
P.O. Box 391
Tallahassee, FL 32302

Lee G. Schmudde, Esquire
Reedy Creek Utilities, Inc.
P.O. Box 40
Lake Buena Vista, FL 32830

James A. McGee, Esquire
P.O. Box 14042
St. Petersburg, FL 33733


R. Wade Litchfield