

LAW OFFICES
MESSER, CAPARELLO & SELF
A PROFESSIONAL ASSOCIATION

215 SOUTH MONROE STREET, SUITE 701
POST OFFICE BOX 1876
TALLAHASSEE, FLORIDA 32302-1876
TELEPHONE: (850) 222-0720
TELECOPIER: (850) 224-4359
INTERNET: www.lawfla.com

ORIGINAL
RECEIVED-FPSC
APR 20 PM 3:16
REQUIRE AND REPORTING

April 20, 2001

BY HAND DELIVERY

Ms. Blanca Bayo, Director
Division of Records and Reporting
Florida Public Service Commission
2540 Shumard Oak Blvd.
Tallahassee, FL 32399-0850

Re: Florida Public Utilities Company; Docket No. 010003-GU

Dear Ms. Bayo:


Enclosed for filing on behalf of Florida Public Utilities Company in this docket are the following documents:

1. An original and 5 copies of Florida Public Utilities Company's Request for Specified Confidential Treatment including Exhibit "A."
2. An original and 5 copies of the redacted Schedules;
3. An envelope containing a copy of the confidential Schedules.

Please acknowledge receipt of these documents by stamping the enclosed extra copy of this letter.

Thank you for your assistance.

Sincerely,


Norman H. Horton, Jr.

APP _____
CAF _____
CMP _____
COP _____
CJ _____
EOP _____
LOR _____
CJ _____
FPI _____
RCA _____
SEL _____
SPL _____
CJ _____

NHH/amb
Enclosures

cc: Mr. George Bachman
Parties of Record

DOCUMENT NUMBER-DATE
05001 APR 20 01
FPSC-RECORDS/REPORTING

BEFORE THE FLORIDA PUBLIC SERVICE COMMISSION

In Re: Purchased Gas Adjustment (PGA))
)
)
_____)

Docket No. 010003-GU
Filed: April 20, 2001

**FLORIDA PUBLIC UTILITIES COMPANY'S REQUEST
FOR SPECIFIED CONFIDENTIAL TREATMENT**

Florida Public Utilities Company ("FPU"), pursuant to section 366.093, Florida Statutes, and Rule 25-22.006(4), Florida Administrative Code, submits this Request for Specified Confidential Treatment of portions of its purchased gas adjustment ("PGA") for the month of March, 2001. In support thereof, FPU states:

1. FPU's PGA filing for the month of March, 2001 consists of (a) Schedules A-1, A-1/R, A-1/Flexdown, A-1 Supporting Detail, Schedule A-1 Supporting Detail Supplement, A-2, A-3, A-4, A-5 and A-6 for the period of January 2001 through December 2001; and (b) purchased gas invoices for the month of March, 2001.

2. FPU requests that certain information in its PGA filing for the month of March, 2001 be classified as "proprietary confidential business information" within the meaning of section 366.093, Florida Statutes. The specific information is in Schedule A-1 Supporting Detail Supplement, Schedule A-3, Schedule A-4, and gas invoices from suppliers other than Enron and the Florida Gas Transmission Company. The information and material at issue are intended to be and are treated by FPU as proprietary and confidential. The Commission previously has determined that this information is entitled to the protection of Section 366.093(3), Florida Statutes. See, e.g., Order No. PSC-96-0532-CFO-GU, issued April 15, 1996. Attached hereto as Exhibit "A" is a detailed explanation of the information and material for which confidential treatment are requested and

justification for the requested confidential treatment of the highlighted portions of FPU's March, 2001 PGA filing.


3. An unedited version of FPU's PGA filing for the month of March, 2001 has been submitted to the division of Records and Reporting on this date under a separate cover with the information asserted to be confidential highlighted. An edited version of the documents on which the information asserted to be confidential has been redacted is enclosed herewith.

4. FPU requests that the information for which it seeks confidential classification remain confidential for a period of at least 18 months as provided in Section 366.093(4), Florida Statutes. The time period requested is necessary to allow FPU to negotiate future gas purchase contracts on favorable terms.

WHEREFORE, for the foregoing reasons, FPU respectfully requests that its Request for Confidential Classification be granted.

Dated this 20th day of April, 2001.

MESSER, CAPARELLO & SELF, P.A.
215 S. Monroe Street, Suite 701
Post Office Box 1876
Tallahassee, FL 32302-1876
(850) 222-0720


NORMAN H. HORTON, JR., ESQ.
FLOYD R. SELF, ESQ.

Attorneys for Florida Public Utilities Company

FLORIDA PUBLIC UTILITIES COMPANY

Docket No. 010003-GU

Justification for Confidentiality of March 2001 Schedules:

<u>SCHEDULES</u>	<u>PAGE(S)</u>	<u>LINES</u>	<u>COLUMNS</u>	<u>RATIONALE</u>
A-1 Supporting Detail	4A	9-10	VENDOR INVOICE, CREDIT, CHECK, OR IDENTIFYING NUMBER INVOICE AMOUNT CLASSIFICATION BREAKDOWN	(1,3) (1,3) (1,3) (1,3) (1,3)
A-3	6A	1-12	PURCHASED FROM, SYSTEM SUPPLY, END USE, TOTAL PURCHASED COMMODITY COST/THIRD PARTY OTHER CHARGE ACA/GRI/FUEL, TOTAL CENTS PER THERM	(1) (1) (1) (1) (1,2) (1)
A-4	7	1-20	PRODUCER NAME, RECEIPT POINT, GROSS AMOUNT, NET AMOUNT, MONTHLY GROSS, MONTHLY NET, WELLHEAD PRICE, CITYGATE PRICE	(1) (1) (1) (1) (1) (1) (1,2)

(1) The information contained within these columns represent negotiated gas supply packages purchased from suppliers other than Florida Gas Transmission Company. These prices vary based on the operational flexibility of each contract. These data contain the names of gas suppliers from whom FPU is purchasing gas supplies. Release of supplier names would be detrimental to the interests of FPU and its customers since it would provide a competitor with a list of FPU's suppliers. These data also contain information concerning volumes purchased and costs by gas supply source. Releasing such information could provide competing gas suppliers with an advantage over FPU. Suppliers may be less likely to make price concessions. Release of such information has the potential to lead to inflated price fixing by gas suppliers. Potentially, release of the aforementioned information may result in higher gas costs which would have to be passed along to FPU's customers. This information is contractual information which, if made public, "would impair the efforts of [Florida Public Utilities Company] to contract for goods or services on favorable terms." Section 366.093(3)(d), Florida Statutes.

(2) These data, specifically the fuel cost, is a function of the cost of gas paid by FPU to its gas suppliers. Release of such information would enable a third party to compute FPU's cost of gas by supplier. This information is contractual information which, if made public, "would impair the efforts of [Florida Public Utilities Company] to contract for goods or services on favorable terms." Section 366.093(3)(d), Florida Statutes.

(3) This additional form was requested by Staff to assist them and is not normally required as part of the PGA filing.

Exhibit "A" (con't)

FLORIDA PUBLIC UTILITIES COMPANY

Docket No. 010003-GU

Justification for Confidentiality of March 2001 Gas Purchase
Invoices and related information and/or transactions:

<u>ITEMS</u>	<u>PAGES</u>	<u>LINES</u>	<u>COLUMNS</u>	<u>RATIONALE</u>
GAS INVOICES	23-24	1-80	ALL	(4)

(4) It is necessary to keep all natural gas supply invoices and related transactions confidential with the exception of the Florida Gas Transmission Company invoices and transactions. The identity of the individual gas suppliers could be determined by any person familiar with the format, fonts and/or type sizes used by each gas supplier in constructing their invoices. As such, Florida Public Utilities is petitioning to keep every element of all gas supply invoices, with the exception of Florida Gas Transmission invoices, confidential. These invoices contain the following data which must be kept confidential to comply with the terms of the Company's gas supply contracts: the suppliers' identities, the period(s) the gas supply invoice(s) are for, the suppliers' account number(s) identifying FPU, the invoice number(s), the invoice date(s), payment due date(s), description(s) of service(s) provided, the pipeline(s) to which the gas was delivered, the amount(s) of gas delivered to the Company or to FGT for the Company's account detailed by FGT zone and/or receipt point name(s) and/or meter number(s) and/or upstream pipeline(s) name(s), the corresponding volumes and unit prices, the sub-totals of the charges, price computation methodologies based on contract terms between supplier(s) and FPU, the total invoice amount(s), payment instructions, suppliers' accounting and/or gas control representative(s) name(s) and telephone number(s). Release of any or all of the above data would be detrimental to the interests of FPU and its customers since it would provide a competitor with a list of FPU's suppliers. Releasing such information could provide competing gas suppliers with an advantage over FPU. Suppliers may be less likely to make price concessions. Release of such information has the potential to lead to inflated price fixing by gas suppliers. Potentially, release of the aforementioned information may result in higher gas costs which would have to be passed along to FPU's customers. Furthermore, Florida Public Utilities Company is contractually obligated to keep confidential all material terms of its gas supply agreements and transactions between its gas suppliers and the Company. Each gas invoices represent negotiated gas supply packages purchased from suppliers other than Florida Gas Transmission Company. These prices vary based on the operational flexibility of each contract.

CERTIFICATE OF SERVICE

I HEREBY CERTIFY that true and correct copies of Florida Public Utilities Company's Request for Specified Confidential Treatment with accompanying schedules in Docket No. 010003-GU have been served by hand delivery (*) and/or U. S. Mail this 20th day of April, 2001 upon the following:

Cochran Keating, Esq.*
Division of Legal Services
Florida Public Service Commission
2540 Shumard Oak Blvd., Room 370
Tallahassee, FL 32399-0850

Lee L. Willis, Esq.
James D. Beasley, Esq.
Ausley & McMullen
Post Office Box 391
Tallahassee, FL 32302

Ms. Angela Llewellyn
Administrator, Regulatory Coordination
Tampa Electric Co.
P.O. Box 111
Tampa, FL 33601-0111

Joseph A. McGlothlin, Esq.
McWhirter, Reeves, McGlothlin,
Davidson Rief & Bakas, P.A.
117 S. Gadsden St
Tallahassee, FL 32301

Stephen C. Burgess
Deputy Public Counsel
Office of the Public Counsel
111 West Madison St., Rm 812
Tallahassee, FL 32399-1400

John W. McWhirter, Esq.
McWhirter, Reeves, McGlothlin,
Davidson, Rief & Bakas, P.A.
Post Office Box 3350
Tampa, FL 33601-3350

Mr. Robert Cooper
U.S. Gypsum Company
P.O. Box 806278
Chicago, IL 60680-4124


Mr. John T. English
President
Florida Public Utilities Company
P.O. Box 3395
West Palm Beach, FL 33402-3395

Mr. David M. Nicholson
Mrs. Ellen W. Anderton
Corporate Counsel
TECO Energy, Inc.
P.O. Box 111
Tampa, FL 33601-0111

Mr. David M. Nicholson
Peoples Gas System
P.O. Box 111
Tampa, FL 33601-0111

Richard D. Melson
Hopping Green Sams & Smith, P.A.
P.O. Box 6526
Tallahassee, FL 32314

Mary Patricia Keefe
NUI Corporation
One Elizabethtown Plaza
P.O. Box 3175
Union, NJ 07083


NORMAN H. HORTON, JR.

**COMPARISON OF ACTUAL VERSUS ORIGINAL ESTIMATE
OF THE PURCHASED GAS ADJUSTMENT COST RECOVERY FACTOR
ESTIMATED FOR THE PERIOD OF: JANUARY 2001 THROUGH DECEMBER 2001**

COST OF GAS PURCHASED	CURRENT MONTH:				PERIOD TO DATE			
	ACTUAL	ORIGINAL ESTIMATE	DIFFERENCE		ACTUAL	ORIGINAL ESTIMATE	DIFFERENCE	
			AMOUNT	%			AMOUNT	%
1 COMMODITY (Pipeline)	17,944	18,247	303	1.66	57,885	54,898	(2,987)	(5.44)
2 NO NOTICE SERVICE	6,402	6,402	1	0.01	23,199	23,200	1	0.00
3 SWING SERVICE	0	0	4,966	0.00	0	0	(74)	0.00
4 COMMODITY (Other)	2,276,700	4,691,848	2,415,148	51.48	10,515,664	14,746,168	4,230,504	28.69
5 DEMAND	498,977	460,832	(38,145)	(8.28)	1,461,328	1,404,499	(56,829)	(4.05)
6 OTHER	(1,206)	3,760	4,966	132.07	11,294	11,220	(74)	(0.66)
LESS END-USE CONTRACT								
7 COMMODITY (Pipeline)	0	0	0	0.00	0	0	0	0.00
8 DEMAND	0	0	0	0.00	0	0	0	0.00
12 COMMODITY (Other)	0	0	0	0.00	0	0	0	0.00
10 Second Prior Month Purchase Adj (OPTIONAL)	0	0	0	0.00	0	0	0	0.00
11 TOTAL COST (1+2+3+4+5+6+10)-(7+8+12)	2,798,816	5,181,089	2,382,273	45.98	12,069,369	16,239,985	4,170,616	25.68
12 NET UNBILLED	0	0	0	0.00	0	0	0	0.00
13 COMPANY USE	9,452	3,416	(6,036)	(176.70)	39,715	10,957	(28,758)	(262.46)
14 TOTAL THERM SALES	3,653,784	4,250,665	596,881	14.04	12,768,119	12,683,653	(84,466)	(0.67)
THERMS PURCHASED								
15 COMMODITY (Pipeline)	4,611,630	5,013,700	402,070	8.02	14,609,650	14,960,490	350,840	2.35
16 NO NOTICE SERVICE	1,085,000	1,085,000	0	0.00	3,932,000	3,932,000	0	0.00
17 SWING SERVICE	0	0	0	0.00	0	0	0	0.00
18 COMMODITY (Other)	4,618,460	5,013,700	395,240	7.88	14,616,480	14,960,490	344,010	2.30
19 DEMAND	7,061,800	6,131,800	(930,000)	(15.17)	21,809,000	21,402,000	(407,000)	(1.90)
20 OTHER	0	0	0	0.00	0	0	0	0.00
LESS END-USE CONTRACT								
21 COMMODITY (Pipeline)	0	0	0	0.00	0	0	0	0.00
22 DEMAND	0	0	0	0.00	0	0	0	0.00
23 COMMODITY (Other)	0	0	0	0.00	0	0	0	0.00
24 TOTAL PURCHASES (+17+18+20)-(21+23)	4,618,460	5,013,700	395,240	7.88	14,616,480	14,960,490	344,010	2.30
25 NET UNBILLED	0	0	0	0.00	0	0	0	0.00
26 COMPANY USE	11,206	9,020	(2,186)	(24.24)	47,081	26,930	(20,151)	(74.83)
27 TOTAL THERM SALES (24-26 Estimated Only)	5,415,596	5,004,680	(410,916)	(8.21)	17,958,210	14,933,560	(3,024,650)	(20.25)
CENTS PER THERM								
28 COMMODITY (Pipeline) (1/15)	0.389	0.364	(0.025)	(6.87)	0.396	0.367	(0.029)	(7.90)
29 NO NOTICE SERVICE (2/16)	0.590	0.590	0.000	0.00	0.590	0.590	0.000	0.00
30 SWING SERVICE (3/17)	0.000	0.000	0.000	0.00	0.000	0.000	0.000	0.00
31 COMMODITY (Other) (4/18)	49.296	93.581	44.285	47.32	71.944	98.567	26.623	27.01
32 DEMAND (5/112)	7.066	7.515	0.449	5.97	6.701	6.562	(0.139)	(2.12)
33 OTHER (6/20)	0.000	0.000	0.000	0.00	0.000	0.000	0.000	0.00
LESS END-USE CONTRACT								
34 COMMODITY Pipeline (7/21)	0.000	0.000	0.000	0.00	0.000	0.000	0.000	0.00
35 DEMAND (8/22)	0.000	0.000	0.000	0.00	0.000	0.000	0.000	0.00
36 COMMODITY Other (12/23)	0.000	0.000	0.000	0.00	0.000	0.000	0.000	0.00
37 TOTAL COST OF PURCHASES (11/24)	60.601	103.339	42.738	41.36	82.574	108.552	25.978	23.93
38 NET UNBILLED (12/25)	0.000	0.000	0.000	0.00	0.000	0.000	0.000	0.00
39 COMPANY USE (13/26)	84.348	37.871	(46.477)	(122.72)	84.355	40.687	(43.668)	(107.33)
40 TOTAL COST OF THERM SOLD (11/27)	51.681	103.525	51.844	50.08	67.208	108.748	41.540	38.20
41 TRUE-UP (E-2)	0.069	0.069	0.000	0.00	0.069	0.069	0.000	0.00
42 TOTAL COST OF GAS (40+41)	51.750	103.594	51.844	50.05	67.277	108.817	41.540	38.17
43 REVENUE TAX FACTOR	1.00503	1.00503	0.000	0.00	1.00503	1.00503	0.000	0.00
44 PGA FACTOR ADJUSTED FOR TAXES (42x43)	52.01030	104.11508	52.105	50.05	67.61540	109.36435	41.749	38.17
45 PGA FACTOR ROUNDED TO NEAREST .001	52.010	104.115	52.105	50.05	67.615	109.364	41.749	38.17

**COMPARISON OF ACTUAL VERSUS REVISED ESTIMATE
OF THE PURCHASED GAS ADJUSTMENT COST RECOVERY FACTOR
ESTIMATED FOR THE PERIOD OF: JANUARY 2001 THROUGH DECEMBER 2001**

COST OF GAS PURCHASED	CURRENT MONTH:				PERIOD TO DATE			
	ACTUAL	REVISED ESTIMATE	DIFFERENCE		ACTUAL	REVISED ESTIMATE	DIFFERENCE	
			AMOUNT	%			AMOUNT	%
1 COMMODITY (Pipeline)	17,944	18,247	303	1.66	57,885	54,898	(2,987)	(5.44)
2 NO NOTICE SERVICE	6,402	6,402	1	0.01	23,199	23,200	1	0.00
3 SWING SERVICE	0	0	0	0.00	0	0	0	0.00
4 COMMODITY (Other)	2,276,700	4,691,848	2,415,148	51.48	10,515,664	14,746,168	4,230,504	28.69
5 DEMAND	498,977	460,832	(38,145)	(8.28)	1,461,328	1,404,499	(56,829)	(4.05)
6 OTHER	(1,206)	3,760	4,966	132.07	11,294	11,220	(74)	(0.66)
LESS END-USE CONTRACT								
7 COMMODITY (Pipeline)	0	0	0	0.00	0	0	0	0.00
8 DEMAND	0	0	0	0.00	0	0	0	0.00
12 COMMODITY (Other)	0	0	0	0.00	0	0	0	0.00
10 Second Prior Month Purchase Adj (OPTIONAL)	0	0	0	0.00	0	0	0	0.00
11 TOTAL COST (1+2+3+4+5+6+10)-(7+8+12)	2,798,816	5,181,089	2,382,273	45.98	12,069,369	16,239,985	4,170,616	25.68
12 NET UNBILLED	0	0	0	0.00	0	0	0	0.00
13 COMPANY USE	9,452	3,416	(6,036)	(176.70)	39,715	10,957	(28,758)	(262.46)
14 TOTAL THERM SALES	3,653,784	4,250,665	596,881	14.04	12,768,119	12,683,653	(84,466)	(0.67)
THERMS PURCHASED								
15 COMMODITY (Pipeline)	4,611,630	5,013,700	402,070	8.02	14,609,650	14,960,490	350,840	2.35
16 NO NOTICE SERVICE	1,085,000	1,085,000	0	0.00	3,932,000	3,932,000	0	0.00
17 SWING SERVICE	0	0	0	0.00	0	0	0	0.00
18 COMMODITY (Other)	4,618,460	5,013,700	395,240	7.88	14,616,480	14,960,490	344,010	2.30
19 DEMAND	7,061,800	6,131,800	(930,000)	(15.17)	21,809,000	21,402,000	(407,000)	(1.90)
20 OTHER	0	0	0	0.00	0	0	0	0.00
LESS END-USE CONTRACT								
21 COMMODITY (Pipeline)	0	0	0	0.00	0	0	0	0.00
22 DEMAND	0	0	0	0.00	0	0	0	0.00
23 COMMODITY (Other)	0	0	0	0.00	0	0	0	0.00
24 TOTAL PURCHASES (+17+18+20)-(21+23)	4,618,460	5,013,700	395,240	7.88	14,616,480	14,960,490	344,010	2.30
25 NET UNBILLED	0	0	0	0.00	0	0	0	0.00
26 COMPANY USE	11,206	9,020	(2,186)	(24.24)	47,081	26,930	(20,151)	(74.83)
27 TOTAL THERM SALES (24-26 Estimated Only)	5,415,596	5,004,680	(410,916)	(8.21)	17,958,210	14,933,560	(3,024,650)	(20.25)
CENTS PER THERM								
28 COMMODITY (Pipeline) (1/15)	0.389	0.364	(0.025)	(6.87)	0.396	0.367	(0.029)	(7.90)
29 NO NOTICE SERVICE (2/16)	0.590	0.590	0.000	0.00	0.590	0.590	0.000	0.00
30 SWING SERVICE (3/17)	0.000	0.000	0.000	0.00	0.000	0.000	0.000	0.00
31 COMMODITY (Other) (4/18)	49.296	93.581	44.285	47.32	71.944	98.567	26.623	27.01
32 DEMAND (5/19)	7.066	7.515	0.449	5.97	6.701	6.562	(0.139)	(2.12)
33 OTHER (6/20)	0.000	0.000	0.000	0.00	0.000	0.000	0.000	0.00
LESS END-USE CONTRACT								
34 COMMODITY Pipeline (7/21)	0.000	0.000	0.000	0.00	0.000	0.000	0.000	0.00
35 DEMAND (8/22)	0.000	0.000	0.000	0.00	0.000	0.000	0.000	0.00
36 COMMODITY Other (12/23)	0.000	0.000	0.000	0.00	0.000	0.000	0.000	0.00
37 TOTAL COST OF PURCHASES (11/24)	60.601	103.339	42.738	41.38	82.574	108.552	25.978	23.93
38 NET UNBILLED (12/25)	0.000	0.000	0.000	0.00	0.000	0.000	0.000	0.00
39 COMPANY USE (13/26)	84.348	37.871	(46.477)	(122.72)	84.355	40.687	(43.668)	(107.33)
40 TOTAL COST OF THERM SOLD (11/27)	51.681	103.525	51.844	50.08	67.208	108.748	41.540	38.20
41 TRUE-UP (E-2)	0.069	0.069	0.000	0.00	0.069	0.069	0.000	0.00
42 TOTAL COST OF GAS (40+41)	51.750	103.594	51.844	50.05	67.277	108.817	41.540	38.17
43 REVENUE TAX FACTOR	1.00503	1.00503	0.000	0.00	1.00503	1.00503	0.000	0.00
44 PGA FACTOR ADJUSTED FOR TAXES (42x43)	52.01030	104.11508	52.105	50.05	67.61540	109.36435	41.749	38.17
45 PGA FACTOR ROUNDED TO NEAREST 001	52.010	104.115	52.105	50.05	67.615	109.364	41.749	38.17

**COMPARISON OF ACTUAL VERSUS REVISED ESTIMATE
OF THE PURCHASED GAS ADJUSTMENT COST RECOVERY FACTOR
ESTIMATED FOR THE PERIOD OF: JANUARY 2001 THROUGH DECEMBER 2001**

COST OF GAS PURCHASED	CURRENT MONTH:				PERIOD TO DATE			
	ACTUAL	FLEXDOWN ESTIMATE	DIFFERENCE		ACTUAL	FLEXDOWN ESTIMATE	DIFFERENCE	
			AMOUNT	%			AMOUNT	%
1 COMMODITY (Pipeline)	17,944	18,247	303	1 66	57,885	54,898	(2,987)	(5 44)
2 NO NOTICE SERVICE	6,402	6,402	1	0.01	23,199	23,200	1	0.00
3 SWING SERVICE	0	0	0	0.00	0	0	0	0.00
4 COMMODITY (Other)	2,276,700	4,691,848	2,415,148	51 48	10,515,664	14,746,168	4,230,504	28.69
5 DEMAND	498,977	460,832	(38,145)	(8 28)	1,461,328	1,404,499	(56,829)	(4 05)
6 OTHER	(1,206)	3,760	4,966	132 07	11,294	11,220	(74)	(0 66)
LESS END-USE CONTRACT								
7 COMMODITY (Pipeline)	0	0	0	0 00	0	0	0	0 00
8 DEMAND	0	0	0	5 97	0	0	(0)	(2 12)
12 COMMODITY (Other)	0	0	0	0 00	0	0	0	0 00
10 Second Prior Month Purchase Adj (OPTIONAL)	0	(962,750)	(962,750)	100 00	0	(3,652,807)	(3,652,807)	100 00
11 TOTAL COST (1+2+3+4+5+6+10)-(7+8+12)	2,798,816	4,218,339	1,419,523	33 65	12,069,369	12,587,178	517,809	4 11
12 NET UNBILLED	0	0	0	0 00	0	0	0	0 00
13 COMPANY USE	9,452	3,416	(6,036)	(176 70)	39,715	10,957	(28,758)	(262.46)
14 TOTAL THERM SALES	3,653,784	4,250,665	596,881	14 04	12,768,119	12,683,653	(84,466)	(0 67)
THERMS PURCHASED								
15 COMMODITY (Pipeline)	4,611,630	5,013,700	402,070	8 02	14,609,650	14,960,490	350,840	2 35
16 NO NOTICE SERVICE	1,085,000	1,085,000	0	0 00	3,932,000	3,932,000	0	0 00
17 SWING SERVICE	0	0	0	0 00	0	0	0	0 00
18 COMMODITY (Other)	4,618,460	5,013,700	395,240	7 88	14,616,480	14,960,490	344,010	2 30
19 DEMAND	7,061,800	6,131,800	(930,000)	(15 17)	21,809,000	21,402,000	(407,000)	(1 90)
20 OTHER	0	0	0	0 00	0	0	0	0 00
LESS END-USE CONTRACT								
21 COMMODITY (Pipeline)	0	0	0	0 00	0	0	0	0 00
22 DEMAND	0	0	0	0 00	0	0	0	0 00
23 COMMODITY (Other)	0	0	0	0 00	0	0	0	0 00
24 TOTAL PURCHASES (+17+18+20)-(21+23)	4,618,460	5,013,700	395,240	7 88	14,616,480	14,960,490	344,010	2 30
25 NET UNBILLED	0	0	0	0 00	0	0	0	0 00
26 COMPANY USE	11,206	9,020	(2,186)	(24 24)	47,081	26,930	(20,151)	(74 83)
27 TOTAL THERM SALES (24-26 Estimated Only)	5,415,596	5,004,680	(410,916)	(8 21)	17,958,210	14,933,560	(3,024,650)	(20 25)
CENTS PER THERM								
28 COMMODITY (Pipeline) (1/15)	0.389	0.364	(0 025)	(6 87)	0.396	0.367	(0 029)	(7 90)
29 NO NOTICE SERVICE (2/16)	0.590	0.590	0.000	0 00	0.590	0.590	0.000	0 00
30 SWING SERVICE (3/17)	0.000	0.000	0.000	0 00	0.000	0.000	0.000	0 00
31 COMMODITY (Other) (4/18)	49.296	93.581	44.285	47 32	71.944	98.567	26.623	27 01
32 DEMAND (5/112)	7.066	7.515	0.449	5 97	6.701	6.562	(0 139)	(2 12)
33 OTHER (6/20)	0.000	0.000	0.000	0 00	0.000	0.000	0.000	0 00
LESS END-USE CONTRACT								
34 COMMODITY Pipeline (7/21)	0.000	0.000	0.000	0 00	0.000	0.000	0.000	0 00
35 DEMAND (8/22)	0.000	0.000	0.000	0 00	0.000	0.000	0.000	0 00
36 COMMODITY Other (12/23)	0.000	0.000	0.000	0 00	0.000	0.000	0.000	0 00
37 TOTAL COST OF PURCHASES (11/24)	60.601	84.136	23.535	27.97	82.574	84.136	1.562	1 86
38 NET UNBILLED (12/25)	0.000	0.000	0.000	0 00	0.000	0.000	0.000	0 00
39 COMPANY USE (13/26)	84.348	37.871	(46.477)	(122 72)	84.355	40.687	(43.668)	(107 33)
40 TOTAL COST OF THERM SOLD (11/27)	51.681	84.288	32.607	38.69	67.208	84.288	17.080	20 26
41 TRUE-UP (E-2)	0.069	0.069	0.000	0 00	0.069	0.069	0.000	0 00
42 TOTAL COST OF GAS (40+41)	51.750	84.357	32.607	38 65	67.277	84.357	17.080	20.25
43 REVENUE TAX FACTOR	1.00503	1.00503	0.000	0 00	1.00503	1.00503	0.000	0 00
44 PGA FACTOR ADJUSTED FOR TAXES (42x43)	52.01030	84.78132	32.771	38 65	67.61540	84.78132	17.166	20 25
45 PGA FACTOR ROUNDED TO NEAREST .001	52.010	84.781	32.771	38 65	67.615	84.781	17.166	20 25

COMPANY: FLORIDA PUBLIC UTILITIES COMPANY

**PURCHASED GAS ADJUSTMENT
COST RECOVERY CLAUSE CALCULATION
SCHEDULE A-1 SUPPORTING DETAIL**

FOR THE PERIOD OF: JANUARY 2001 THROUGH DECEMBER 2001
CURRENT MONTH: MARCH 2001

COMMODITY (Pipeline)	THERMS	INVOICE AMOUNT	COST PER THERM (¢ PER THERM)
1 Commodity Pipeline - Scheduled FTS - System Supply	4,272,290	16,332.01	0.382
2 No Notice Commodity Adjustment - System Supply	90,840	431.49	0.475
3 Commodity Pipeline - Scheduled FTS - End Users	0	0.00	0.000
4 Commodity Pipeline - Scheduled FTS - OSSS	248,500	1,180.38	0.475
5 Commodity Pipeline - Scheduled PTS - End Users	0	0.00	0.000
6 Commodity Pipeline - GRI Adjustment	0	0.00	0.000
7 Commodity Adjustments	0	0.00	0.000
8 TOTAL COMMODITY (Pipeline)	4,611,630	17,943.88	0.389
SWING SERVICE			
9 Swing Service - Scheduled	0	0.00	0.000
10 Alert Day Volumes - FGT	0	0.00	0.000
11 Alert Day Volumes - FGT	0	0.00	0.000
12 Operational Flow Order Volumes - FGT	0	0.00	0.000
13 Less Alert Day Volumes Direct Billed to Others	0	0.00	0.000
14 Other	0	0.00	0.000
15	0	0.00	0.000
16 TOTAL SWING SERVICE	0	0.00	0.000
COMMODITY OTHER			
17 Commodity Other - Scheduled FTS - System Supply	4,369,960	2,193,739.11	50.200
18 Commodity Other - Scheduled FTS - OSSS	248,500	127,557.89	51.331
19 Commodity Other - Schedule PTS / ITS	0	0.00	0.000
20 Imbalance Cashout - FGT	0	(44,597.19)	0.000
21 Imbalance Cashout - Other Shippers	0	0.00	0.000
22 Imbalance Cashout - Transporting Customers	0	0.00	0.000
23 Commodity Other - System Supply - June Adjustment	0	0.00	0.000
24 TOTAL COMMODITY (Other)	4,618,460	2,276,699.81	49.296
DEMAND			
25 Demand (Pipeline) Entitlement to System Supply	6,813,300	497,983.06	7.309
26 Demand (Pipeline) Entitlement to End-Users	0	0.00	0.000
27 Demand (Pipeline) Entitlement to OSSS	248,500	994.00	0.400
28 Other - GRI Adjustment	0	0.00	0.000
29 Other	0	0.00	0.000
30 Other	0	0.00	0.000
31 Other	0	0.00	0.000
32 TOTAL DEMAND	7,061,800	498,977.06	7.066
OTHER			
33 Legal/Administrative Fees	0	1,466.00	0.000
34 FGT Rate Case	0	0.00	0.000
35 Legal & Consulting Expenses	0	0.00	0.000
36 Travel Expenses	0	0.00	0.000
37 Loan Origination Fees	0	(12,500.00)	0.000
38 GRI Voluntary R&D	0	9,827.71	0.000
39 Other	0	0.00	0.000
40 TOTAL OTHER	0	(1,206.29)	0.000

COMPANY: FLORIDA PUBLIC UTILITIES COMPANY

PURCHASED GAS ADJUSTMENT
 COST RECOVERY CLAUSE CALCULATION
 SCHEDULE A-1 SUPPORTING DETAIL SUPPLEMENT

FOR THE PERIOD OF: JANUARY 2001 THROUGH DECEMBER 2001
 CURRENT MONTH: MARCH 2001

Line No.	Vendor	Invoice, Credit, Check, or Identifying Number	Filing Page Number(s)	Invoice Amount	Classification Breakdown					
					Commodity (Pipeline)	No Notice Service	Swing Service	Commodity (Other)	Demand	Other
1	FGT	40763	10-13	254,918.80	0.00	6,401.50	0.00	0.00	248,517.30	0.00
2	FGT	40753	14	250,459.76	0.00	0.00	0.00	0.00	250,459.76	0.00
3	FGT	40994	15-16	10,405.22	10,405.22	0.00	0.00	0.00	0.00	0.00
4	FGT	40985	17-18	7,107.17	7,107.17	0.00	0.00	0.00	0.00	0.00
5	FGT	40993	19	431.49	431.49	0.00	0.00	0.00	0.00	0.00
6	FGT	CK1000000696	20	(44,597.19)	0.00	0.00	0.00	(44,597.19)	0.00	0.00
7	GRI	JAN-01	21	5,677.24	0.00	0.00	0.00	0.00	0.00	5,677.24
8	GRI	FEB-01	22	4,150.47	0.00	0.00	0.00	0.00	0.00	4,150.47
9			23		0.00	0.00	0.00		0.00	0.00
10			24		0.00	0.00	0.00		0.00	0.00
11	SUNTRUST	LOAN REVERSAL	25	(12,500.00)	0.00	0.00	0.00	0.00	0.00	(12,500.00)
12	LEGAL/ADMIN			1,466.00	0.00	0.00	0.00	0.00	0.00	1,466.00
13										
14										
15										
16										
17										
18										
19										
20										
21										
22										
23										
24										
25										
TOTAL				2,798,815.96	17,943.88	6,401.50	0.00	2,276,699.81	498,977.06	(1,206.29)

COMPANY: FLORIDA PUBLIC UTILITIES COMPANY		CALCULATION OF TRUE-UP AND INTEREST PROVISION						SCHEDULE A-2	
		FOR THE PERIOD OF:				JANUARY 2001 THROUGH DECEMBER 2001			
		CURRENT MONTH: MARCH				PERIOD TO DATE			
		ACTUAL	ESTIMATE	DIFFERENCE		ACTUAL	ESTIMATE	DIFFERENCE	
				AMOUNT	%		(3)	AMOUNT	%
TRUE-UP CALCULATION									
1	PURCHASED GAS COST (Sch. A-1 Line 4)	2,276,700	4,691,848	(2,415,148)	(51.48)	10,515,664	14,746,168	(4,230,504)	(28.69)
2	TRANSPORTATION COST (Sch. A-1 Lines 1,2,3,5,6)	522,117	(473,509)	995,626	(210.27)	1,553,706	(2,158,990)	3,712,696	(171.96)
3	TOTAL	2,798,816	4,218,339	(1,419,523)	(33.65)	12,069,369	12,587,178	(517,809)	(4.11)
4	FUEL REVENUES (NET OF REVENUE TAX)	3,653,784	4,250,665	(596,881)	(14.04)	12,768,119	12,683,653	84,466	0.67
5	TRUE-UP (COLLECTED) OR REFUNDED	(2,774)	(2,774)	0	0.00	(8,322)	(8,322)	0	0.00
6	FUEL REVENUE APPLICABLE TO PERIOD * (LINE 4 (+ or -) LINE 5)	3,651,010	4,247,891	(596,881)	(14.05)	12,759,797	12,675,331	84,466	0.67
7	TRUE-UP PROVISION - THIS PERIOD (LINE 6 - LINE 3)	852,194	29,552	822,642	2,783.71	690,428	88,153	602,275	683.22
8	INTEREST PROVISION-THIS PERIOD (21) (2)	(4,977)	0	(4,977)	0.00	(24,657)	0	(24,657)	0.00
9	BEGINNING OF PERIOD TRUE-UP AND INTEREST (1)	(1,604,205)	1,075,676	(2,679,881)	(249.13)	(1,428,307)	1,011,527	(2,439,834)	(241.20)
10	TRUE-UP COLLECTED OR (REFUNDED) (REVERSE OF LINE 5)	2,774	2,774	0	0.00	8,322	8,322	0	0.00
10a	FLEX RATE REFUND (if applicable)	0	0	0	0.00	0	0	0	0.00
11	TOTAL ESTIMATED/ACTUAL TRUE-UP (7+8+9+10+10a)	(754,214)	1,108,002	(1,862,216)	(168.07)	(754,214)	1,108,002	(1,862,216)	(168.07)
INTEREST PROVISION									
12	BEGINNING TRUE-UP AND INTEREST PROVISION (9)	(1,604,205)	1,075,676	(2,679,881)	(249.13)	* If line 5 is a refund add to line 4 If line 5 is a collection ()subtract from line 4			
13	ENDING TRUE-UP BEFORE INTEREST (12+7-5)	(749,237)	1,108,002	(1,857,239)	(167.62)				
14	TOTAL (12+13)	(2,353,442)	2,183,678	(4,537,120)	(207.77)				
15	AVERAGE (50% OF 14)	(1,176,721)	1,091,839	(2,268,560)	(207.77)				
16	INTEREST RATE - FIRST DAY OF MONTH	5.15%	0.0000%	---	---				
17	INTEREST RATE - FIRST DAY OF SUBSEQUENT MONTH	5.00%	0.0000%	---	---				
18	TOTAL (16+17)	10.1500%	0.0000%	---	---				
19	AVERAGE (50% OF 18)	5.0750%	0.0000%	---	---				
20	MONTHLY AVERAGE (19/12 Months)	0.423%	0.000%	---	---				
21	INTEREST PROVISION (15x20)	(4,977)	0	---	---				

Estimated Only:

- (1) Beginning of period True-up & Interest (Line 9) comes from the most recently filed E-4 if we do not flex down. If we flex down, the beginning of the period True-up & Interest (Line 9) comes from the prior periods end of period net true-up. The prior period write-off will be the estimated over/under recovery estimated on Schedule E-4 regardless if we flex down
- (2) For the current period, interest should equal the most recently filed Schedule E-2.

COMPANY: FLORIDA PUBLIC UTILITIES COMPANY

TRANSPORTATION PURCHASES
SYSTEM SUPPLY AND END USE

SCHEDULE A-3

ACTUAL FOR THE PERIOD OF:
PRESENT MONTH

JANUARY 2001 THROUGH DECEMBER 2001
MARCH

LINE NO	DATE	PURCHASED FROM	PURCHASED FOR	SCH TYPE	SYSTEM SUPPLY	END USE	TOTAL PURCHASED	COMMODITY COST		DEMAND COST	OTHER CHARGES ACA/GRI/FUEL	TOTAL CENTS PER THERM
								THIRD PARTY	PIPELINE			
1	Jan-01		SYS SUPPLY	N/A					N/A	N/A		
2	Jan-01		SYS SUPPLY	N/A					N/A	N/A		
3	Jan-01		SYS SUPPLY	N/A					N/A	N/A		
4	Jan-01		SYS SUPPLY	N/A					N/A	N/A		
5	Jan-01		SYS SUPPLY	N/A					N/A	N/A		
6	Jan-01		SYS SUPPLY	N/A					N/A	N/A		
7	Jan-01		SYS SUPPLY	N/A					N/A	N/A		
8	Feb-01		SYS SUPPLY	N/A					N/A	N/A		
9	Feb-01		SYS SUPPLY	N/A					N/A	N/A		
10	Mar-01		SYS SUPPLY	N/A					N/A	N/A		
11	Mar-01		SYS SUPPLY	N/A					N/A	N/A		
12	Mar-01		SYS SUPPLY	N/A					N/A	N/A		
TOTAL		0	0	0	13,865,480	751,000	14,616,480	10,515,664 00				71 94

FLORIDA GAS TRANSMISSION FIRM TRANSPORTATION SYSTEM SUPPLY

COMPANY: FLORIDA PUBLIC UTILITIES COMPANY
 FOR THE PERIOD: JANUARY 2001 THROUGH DECEMBER 2001
 MONTH: MARCH 2001

	PRODUCER/ SUPPLIER	RECEIPT POINT	GROSS AMOUNT MMBtu/d	NET AMOUNT MMBtu/d	MONTHLY GROSS MMBtu	MONTHLY NET MMBtu	WELLHEAD PRICE	CITYGATE PRICE
1								
2								
3								
4								
5								
6								
7								
8								
9								
10								
11								
12								
13								
14								
15								
16								
17								
18								
19								
20								
21								
22								
23								
24								
25								
26								
27								
28								
29								
30								
31								
32								
33								
34								
35								
36								
37								
38								
39								
40								
41								
42								
43								
	TOTAL		14,921	14,586	462,500	452,111		
					WEIGHTED AVERAGE		\$5.0190	\$5.1344

NOTES: GROSS AMOUNT MMBTU/D AND NET AMOUNT MMBTU/D DO NOT REFLECT
THE TOTAL AMOUNT WHICH FLOWED ON ANY GIVEN DAY. FLOW PER DAY IS REPRESENTED BY
THE DAILY AVERAGE OF MONTHLY GROSS MMBTU AND MONTHLY NET MMBTU. CITYGATE PRICES
ARE GROSSED UP ONLY FOR FGTS FUEL RETENTION.

COMPANY: FLORIDA PUBLIC UTILITIES COMPANY			THERM SALES AND CUSTOMER DATA				SCHEDULE A-5			
FOR THE PERIOD OF:			JANUARY 2001 THROUGH DECEMBER 2001							
			CURRENT MONTH:		MARCH		PERIOD TO DATE			
			ACTUAL	ESTIMATE	DIFFERENCE		TOTAL THERM SALES		DIFFERENCE	
					AMOUNT	%	ACTUAL	ESTIMATE	AMOUNT	%
THERM SALES (FIRM)										
GENERAL SERVICE	(11)	1,146,456	1,322,030	175,574	13.28	4,172,023	3,985,110	(186,913)	(4.69)	
OUTDOOR LIGHTING	(21)	102	70	(32)	(45.71)	136	210	74	35.24	
RESIDENTIAL	(31)	1,025,064	1,314,520	289,456	22.02	4,187,141	3,922,070	(265,071)	(6.76)	
LARGE VOLUME	(51)	1,845,815	2,228,410	382,595	17.17	5,751,717	6,647,960	896,243	13.48	
FIRM TRANSPORT	(91)	385,978	82,880	(303,098)	(365.71)	1,097,016	248,640	(848,376)	(100.00)	
TOTAL FIRM		4,403,416	4,947,910	544,494	11.00	15,208,034	14,803,990	(404,044)	(2.73)	
THERM SALES (INTERRUPTIBLE)										
INTERRUPTIBLE	(61)	120,345	139,650	19,305	13.82	356,033	378,210	22,177	5.86	
INTERRUPTIBLE TRANSPORT	(92)	401,234	80,620	(320,614)	(397.69)	1,109,851	244,670	(865,181)	(353.61)	
LARGE VOLUME INTERRUPTIBLE	(93)	242,101	1,824,000	1,581,899	86.73	308,791	5,472,000	5,163,209	94.36	
OFF SYSTEM SALES SERVICE	(95)	248,500	0	(248,500)	0.00	975,500	0	(975,500)	0.00	
TOTAL INTERRUPTIBLE		1,012,180	2,044,270	1,032,090	50.49	2,750,175	6,094,880	3,344,705	54.88	
TOTAL THERM SALES		5,415,596	6,992,180	1,576,584	22.55	17,958,209	20,898,870	2,940,661	14.07	
NUMBER OF CUSTOMERS (FIRM)			AVG. NO. OF CUSTOMERS PERIOD TO DATE							
GENERAL SERVICE	(11)	2,925	3,032	107	3.53	2,932	3,032	100	3.30	
OUTDOOR LIGHTING	(21)	2	2	0	0.00	2	2	0	0.00	
RESIDENTIAL	(31)	36,909	36,969	60	0.16	36,938	36,776	(162)	(0.44)	
LARGE VOLUME	(51)	981	904	(77)	(8.52)	974	900	(74)	(8.22)	
FIRM TRANSPORT	(91)	9	8	(1)	(12.50)	9	8	(1)	0.00	
TOTAL FIRM		40,826	40,915	89	0.22	40,855	40,718	(137)	(0.34)	
NUMBER OF CUSTOMERS (INTERRUPTIBLE)			AVG. NO. OF CUSTOMERS PERIOD TO DATE							
INTERRUPTIBLE	(61)	7	6	(1)	(16.67)	7	6	(1)	(16.67)	
INTERRUPTIBLE TRANSPORT	(92)	8	8	0	0.00	8	8	0	0.00	
LARGE VOLUME INTERRUPTIBLE	(93)	1	1	0	0.00	1	1	0	0.00	
OFF SYSTEM SALES SERVICE	(95)	1	0	(1)	0.00	1	0	(1)	0.00	
TOTAL INTERRUPTIBLE		17	15	(2)	(13.33)	17	15	(2)	(13.33)	
TOTAL CUSTOMERS		40,843	40,930	87	0.21	40,872	40,733	(139)	(0.34)	
THERM USE PER CUSTOMER										
GENERAL SERVICE	(11)	392	436	44	10.09	1,423	1,314	(109)	(8.30)	
OUTDOOR LIGHTING	(21)	N/A	N/A	N/A	N/A	N/A	N/A	N/A	N/A	
RESIDENTIAL	(31)	28	36	8	22.22	113	107	(6)	(5.61)	
LARGE VOLUME	(51)	1,882	2,465	583	23.65	5,905	7,387	1,482	20.06	
FIRM TRANSPORT	(91)	42,886	10,360	(32,526)	(313.96)	121,891	31,080	(90,811)	(100.00)	
INTERRUPTIBLE	(61)	17,192	23,275	6,083	26.14	50,862	63,035	12,173	19.31	
INTERRUPTIBLE TRANSPORT	(92)	50,154	10,078	(40,076)	(397.66)	138,731	30,584	(108,147)	(353.61)	
LARGE VOLUME INTERRUPTIBLE	(93)	242,101	1,824,000	1,581,899	86.73	0	5,472,000	5,472,000	100.00	
OFF SYSTEM SALES SERVICE	(95)	248,500	0	(248,500)	0.00	975,500	0	(975,500)	0.00	

ACTUAL FOR THE PERIOD OF: JANUARY 2001 THROUGH DECEMBER 2001

	JAN	FEB	MAR	APR	MAY	JUN	JUL	AUG	SEP	OCT	NOV	DEC
WEST PALM BEACH:												
1 AVERAGE BTU CONTENT OF GAS PURCHASED												
<u>THERMS PURCHASED</u> = AVERAGE BTU CONTENT <u>CCF PURCHASED</u>	1 0447	1.0602	1 0651	#DIV/0!	#DIV/0!	#DIV/0!	#DIV/0!	#DIV/0!	#DIV/0!	#DIV/0!	#DIV/0!	#DIV/0!
2 PRESSURE CORRECTION FACTOR												
a DELIVERY PRESSURE OF GAS SOLD psia	14 929	14 929	14 929	14 929	14 929	14 929	14 929	14.929	14 929	14 929	14 929	14 929
b DELIVERY PRESSURE OF GAS PURCHASED psia	14 73	14 73	14 73	14 73	14 73	14 73	14 73	14 73	14 73	14 73	14 73	14 73
PRESSURE CORRECTION FACTOR (a/b) psia	1 0135	1 0135	1 0135	1 0135	1 0135	1 0135	1 0135	1.0135	1 0135	1 0135	1 0135	1 0135
3 BILLING FACTOR												
BTU CONTENT x PRESSURE CORRECTION FACTOR	1 06	1.07	1 08	#DIV/0!	#DIV/0!	#DIV/0!	#DIV/0!	#DIV/0!	#DIV/0!	#DIV/0!	#DIV/0!	#DIV/0!
SANFORD & DELAND:												
1 AVERAGE BTU CONTENT OF GAS PURCHASED												
<u>THERMS PURCHASED</u> = AVERAGE BTU CONTENT <u>CCF PURCHASED</u>	1.0447	1 0602	1.0637	#DIV/0!	#DIV/0!	#DIV/0!	#DIV/0!	#DIV/0!	#DIV/0!	#DIV/0!	#DIV/0!	#DIV/0!
2 PRESSURE CORRECTION FACTOR												
a DELIVERY PRESSURE OF GAS SOLD psia	14 983	14 983	14 983	14 983	14.983	14 983	14 983	14 983	14.983	14 983	14 983	14 983
b DELIVERY PRESSURE OF GAS PURCHASED psia	14 73	14 73	14 73	14 73	14 73	14 73	14.73	14 73	14.73	14 73	14 73	14 73
PRESSURE CORRECTION FACTOR (a/b) psia	1 0172	1 0172	1.0172	1.0172	1 0172	1 0172	1 0172	1 0172	1.0172	1 0172	1 0172	1.0172
3 BILLING FACTOR												
BTU CONTENT x PRESSURE CORRECTION FACTOR	1 06	1 08	1 08	#DIV/0!	#DIV/0!	#DIV/0!	#DIV/0!	#DIV/0!	#DIV/0!	#DIV/0!	#DIV/0!	#DIV/0!



Florida Gas Transmission Company
An Enron/EI Paso Energy Affiliate

Invoice

Stmt D/T: 03/31/2001 12:00:00
Remit to Party: Florida Gas Transmission Company
P.O. Box 1188
Houston, TX 77251-1188

Billable Party: FLORIDA PUBLIC UTILITIES
ATTN: SNYDER CHRIS

401 SOUTH DIXIE HIGHWAY
WEST PALM BEACH FL 33401

Invoice Date: March 31, 2001
Net Due Date: April 10, 2001
Invoice Identifier: 40763
Invoice Total Amount: \$254,918.80

Please reference this invoice on your remittance and wire to:
Payee: FLORIDA GAS TRANSMISSION
Payee Duns: 006924518
EFT Addr: Nations Bank; Dallas TX
Account #
ABA # **REDACTED**

Bill Pty Duns: 006924427

Svc Req K: 5009 Svc Req: FLORIDA PUBLIC Acct No: 4084 4000002517 Beg Date: 03/01/2001 Contact Name: James Cramer
Svc Code: FT Svc Req ID: 006924427 Prev Inv ID: End Date: 03/31/2001 Contact Phone: (713) 853-6879

Rec Loc	Del Loc	Chrg Type	Acct Adj Mthd	Rates			Quantity	Amount Repl Due	Pty ID	Repl Rel Cd
				Base	Surc	Disc				
		RD1		0.3687	0.0030		378,696	140,761.30		
		RD1		0.3687			465,000	171,445.50		
		RDM		0.0590			108,500	6,401.50		
		RD1		0.1850			-18,600	-3,441.00	788494961	RC2
		RD1		0.1850			-49,600	-9,176.00	788494961	RC2
		RD1		0.1850			-37,200	-6,882.00	788494961	RC2
		RD1		0.1850			-34,100	-6,308.50	788494961	RC2
		RD1		0.1860			-12,400	-2,306.40	197177678	RC2
		RD1		0.1860			-6,200	-1,153.20	197177678	RC2
		RD1		0.1860			-15,500	-2,883.00	197177678	RC2
		RD1		0.1860			-12,400	-2,306.40	197177678	RC2
		RD1		0.1860			-6,200	-1,153.20	197177678	RC2
		RD1		0.1860			-9,300	-1,729.80	197177678	RC2
		RD1		0.1860			-49,600	-9,225.60	197177678	RC2

10



Florida Gas Transmission Company
An Enron/EI Paso Energy Affiliate

Invoice

Stmt D/T: 03/31/2001 12:00:00
Remit to Party: Florida Gas Transmission Company
P.O. Box 1188
Houston, TX 77251-1188

Billable Party: FLORIDA PUBLIC UTILITIES
ATTN: SNYDER CHRIS

401 SOUTH DIXIE HIGHWAY
WEST PALM BEACH FL 33401

Invoice Date: March 31, 2001
Net Due Date: April 10, 2001
Invoice Identifier: 40763
Invoice Total Amount: \$254,918.80

Please reference this invoice on your remittance and wire to:
Payee: FLORIDA GAS TRANSMISSION
Payee Duns: 006924518
EFT Addr: Nations Bank: Dallas TX
Account #
ABA #

REDACTED

Bill Pty Duns: 006924427

Svc Req K: 5009 Svc Req: FLORIDA PUBLIC Acct No: 4084 4000002517 Beg Date: 03/01/2001 Contact Name: James Cramer
Svc Code: FT Svc Req ID: 006924427 Prev Inv ID: End Date: 03/31/2001 Contact Phone:(713) 853-6879

Rec Loc	Del Loc	Chrg Type	Acct Adj Mthd	Rates			Net	Quantity	Amount Due	Repl Pty ID	Repl Rel Cd
				Base	Surc	Disc					
TEMPORARY RELINQUISHMENT CREDIT - ACQ CTRC 5872 AT POI 62992		RD1		0.1860			0.1860	-27,900	-5,189.40	197177678	RC2
TEMPORARY RELINQUISHMENT CREDIT - ACQ CTRC 5767 AT POI 16103		RD1		0.1850			0.1850	-3,100	-573.50	788494961	RC2
TEMPORARY RELINQUISHMENT CREDIT - ACQ CTRC 5767 AT POI 16104		RD1		0.1850			0.1850	-9,300	-1,720.50	788494961	RC2
TEMPORARY RELINQUISHMENT CREDIT - ACQ CTRC 5767 AT POI 16105		RD1		0.1850			0.1850	-6,200	-1,147.00	788494961	RC2
TEMPORARY RELINQUISHMENT CREDIT - ACQ CTRC 5767 AT POI 16106		RD1		0.1850			0.1850	-6,200	-1,147.00	788494961	RC2
TEMPORARY RELINQUISHMENT CREDIT - ACQ CTRC 5767 AT POI 16108		RD1		0.1850			0.1850	-3,100	-573.50	788494961	RC2
TEMPORARY RELINQUISHMENT CREDIT - ACQ CTRC 5767 AT POI 16109		RD1		0.1850			0.1850	-3,100	-573.50	788494961	RC2
TEMPORARY RELINQUISHMENT CREDIT - ACQ CTRC 5381 AT POI 16103		RD1		0.0400			0.0400	-9,300	-372.00	960624542	RC2
TEMPORARY RELINQUISHMENT CREDIT - ACQ CTRC 5381 AT POI 16104		RD1		0.0400			0.0400	-24,800	-992.00	960624542	RC2
TEMPORARY RELINQUISHMENT CREDIT - ACQ CTRC 5381 AT POI 16105		RD1		0.0400			0.0400	-18,600	-744.00	960624542	RC2
TEMPORARY RELINQUISHMENT CREDIT - ACQ CTRC 5381 AT POI 16106		RD1		0.0400			0.0400	-21,700	-868.00	960624542	RC2
TEMPORARY RELINQUISHMENT CREDIT - ACQ CTRC 5381 AT POI 16107		RD1		0.0400			0.0400	-3,100	-124.00	960624542	RC2
TEMPORARY RELINQUISHMENT CREDIT - ACQ CTRC 5381 AT POI 16108		RD1		0.0400			0.0400	-9,300	-372.00	960624542	RC2
TEMPORARY RELINQUISHMENT CREDIT - ACQ CTRC 5381 AT POI 16109		RD1		0.0400			0.0400	-6,200	-248.00	960624542	RC2

11



Florida Gas Transmission Company
An Enron/El Paso Energy Affiliate

Invoice

Stmt D/T: 03/31/2001 12:00:00
Remit to Party: Florida Gas Transmission Company
P.O. Box 1188
Houston, TX 77251-1188

Billable Party: FLORIDA PUBLIC UTILITIES
ATTN: SNYDER CHRIS

401 SOUTH DIXIE HIGHWAY
WEST PALM BEACH FL 33401

Invoice Date: March 31, 2001
Net Due Date: April 10, 2001
Invoice Identifier: 40763
Invoice Total Amount: \$254,918.80

Please reference this invoice on your remittance and wire to:
Payee: FLORIDA GAS TRANSMISSION
Payee Duns: 006924518
EFT Addr: Nations Bank; Dallas TX
Account #
ABA # **REDACTED**

Bill Pty Duns: 006924427

Svc Req K: 5009 Svc Req: FLORIDA PUBLIC Acct No: 4084 4000002517 Beg Date: 03/01/2001 Contact Name: James Cramer
Svc Code: FT Svc Req ID: 006924427 Prev Inv ID: End Date: 03/31/2001 Contact Phone: (713) 853-6879

Rec Loc	Del Loc	Chrg Type	Acct Adj Mthd	Rates			Net	Quantity	Amount Repl Due	Pty ID	Repl Rel Cd
				Base	Surc	Disc					
TEMPORARY RELINQUISHMENT CREDIT - ACQ CTRC 5381 AT POI 16156		RD1		0.0400			0.0400	-15,500	-620.00	960624542	RC2
TEMPORARY RELINQUISHMENT CREDIT - ACQ CTRC 5381 AT POI 16157		RD1		0.0400			0.0400	-15,500	-620.00	960624542	RC2
TEMPORARY RELINQUISHMENT CREDIT - ACQ CTRC 5381 AT POI 16158		RD1		0.0400			0.0400	-18,600	-744.00	960624542	RC2
TEMPORARY RELINQUISHMENT CREDIT - ACQ CTRC 5381 AT POI 62992		RD1		0.0400			0.0400	-12,400	-496.00	960624542	RC2

12



Florida Gas Transmission Company
An Enron/EI Paso Energy Affiliate

Invoice

Stmt D/T: 03/31/2001 12:00:00
Remit to Party: Florida Gas Transmission Company
P.O. Box 1188
Houston, TX 77251-1188

Billable Party: FLORIDA PUBLIC UTILITIES
ATTN: SNYDER CHRIS

401 SOUTH DIXIE HIGHWAY
WEST PALM BEACH FL 33401

Invoice Date: March 31, 2001
Net Due Date: April 10, 2001
Invoice Identifier: 40763

Please reference this invoice on your remittance and wire to:
Payee: FLORIDA GAS TRANSMISSION
Payee Duns: 006924518
EFT Addr: Nations Bank: Dallas TX
Account #
ABA #

Bill Pty Duns: 006924427

Invoice Total Amount: \$254,918.80

Svc Req K: 5009 Svc Req: FLORIDA PUBLIC Acct No: 4084 4000002517 Beg Date: 03/01/2001 Contact: James Cr...
Svc Code: FT Svc Req ID: 006924427 Prev Inv ID: End Date: 03/31/2001 Contact: REDACTED

Rec Loc	Del Loc	Chrg Type	Acct Adj Mthd	Rates				Quantity	Amount Due	Repl Pty ID	Repl Rel Cd
				Base	Surc	Disc	Net				
Total for Contract 5009:								487,196	\$254,918.80		

Note: Go to <https://fgtbiz.enron.com/public> for rate information.

Accounting Adjustment Method: RES = Restatement
REV = Revision

Charge Type Code: RD1 = Reservation/Demand D1
RDM = Reservation Deliverability - Market

Late Payment Charges are assessed on past due balances paid after the invoice date.

Gas Research Institute (GRI) Contributions:			
Please specify the amount (s) and the specific project (s) or project area (s), if any, to which such amounts are applicable. For specific information about GRI funding and projects please contact GRI at (773) 399-8100.			
Amount	Project (s)	Project Area (s)	
If you are authorized to remit GRI at the following rate, (inclusive of "check the box" contributions) your total invoice amount is:			
Year	Rate	Incremental GRI	Total Invoice
1998	0.0085	3005.08	257923.88
1999	0.0076	2566.60	257485.40
2000	0.0066	2079.40	256998.20
2001	0.003	325.50	255244.30
0	0	0.00	0.00

13



Florida Gas Transmission Company
An Enron/EI Paso Energy Affiliate

Invoice

Stmt D/T: 03/31/2001 12:00:00
Remit to Party: Florida Gas Transmission Company
P.O. Box 1188
Houston, TX 77251-1188

Billable Party: FLORIDA PUBLIC UTILITIES
ATTN: SNYDER CHRIS

401 SOUTH DIXIE HIGHWAY
WEST PALM BEACH FL 33401

Invoice Date: March 31, 2001
Net Due Date: April 10, 2001
Invoice Identifier: 40753
Invoice Total Amount: \$250,459.76

Please reference this invoice on your remittance and wire to:
Payee: FLORIDA GAS TRANSMISSION
Payee Duns: 006924518
EFT Addr: Nations Bank, Dallas TX
Account #
ABA # **REDACTED**

Bill Pty Duns: 006924427

Svc Req K: 3624 Svc Req: FLORIDA PUBLIC Acct No: 4084 4000002517 Beg Date: 03/01/2001 Contact Name: James Cramer
Svc Code: FT Svc Req ID: 006924427 Prev Inv ID: End Date: 03/31/2001 Contact Phone: (713) 853-6879

Rec Loc	Del Loc	Chrg Type	Acct Adj Mthd	Rates				Quantity	Amount Repl Due	Repl Rel Cd
				Base	Surc	Disc	Net			
		RD1		0.7618	0.0030		0.7648	327,484	250,459.76	
Total for Contract 3624:								327,484	\$250,459.76	

Note: Go to <https://fgtbiz.enron.com/public> for rate information.

Accounting Adjustment Method: RES = Restatement
REV = Revision

Charge Type Code: RD1 = Reservation/Demand D1

Late Payment Charges are assessed on past due balances paid after the invoice date.

Gas Research Institute (GRI) Contributions:			
Please specify the amount (s) and the specific project (s) or project area (s), if any, to which such amounts are applicable. For specific information about GRI funding and projects please contact GRI at (773) 399-8100.			
Amount	Project (s)	Project Area (s)	
If you are authorized to remit GRI at the following rate, (inclusive of "check the box" contributions) your total invoice amount is:			
Year	Rate	Incremental GRI	Total Invoice
1998	0.0085	1801.16	252260.92
1999	0.0076	1506.43	251966.19
2000	0.0066	1178.94	251638.70
2001	0.003	0.00	250459.76
0	0	0.00	0.00



Florida Gas Transmission Company
An Enron/EI Paso Energy Affiliate

Invoice

Stmt D/T: 04/10/2001 12:00:00
Remit to Party: Florida Gas Transmission Company
P.O. Box 1188
Houston, TX 77251-1188

Billable Party: FLORIDA PUBLIC UTILITIES
ATTN: SNYDER CHRIS

401 SOUTH DIXIE HIGHWAY
WEST PALM BEACH FL 33401

Invoice Date: April 10, 2001

Net Due Date: April 20, 2001

Invoice Identifier: 40994

Invoice Total Amount: \$10,405.22

Please reference this invoice on your remittance and wire to:
Payee: FLORIDA GAS TRANSMISSION
Payee Duns: 006924518
EFT Addr: Nations Bank: Dallas TX
Account #
ABA #

Bill Pty Duns: 006924427

REDACTED

Svc Req K: 5009 Svc Req: FLORIDA PUBLIC Acct No: 4084 4000002517 Beg Date: 03/01/2001 Contact Name: James Cramer
Svc Code: FT Svc Req ID: 006924427 Prev Inv ID: End Date: 03/31/2001 Contact Phone: (713) 853-6879

Rec Loc	Del Loc	Chrg Type	Acct Adj Mthd	Rates				Quantity	Amount Due	Repl Pty ID	Repl Rel Cd
				Base	Surc	Disc	Net				
	3154 FPU-RIVIERA BEACH	COT		0.0312	0.0163		0.0475	14,900	707.75		
	28645 FPU-WEST PALM BEACH	COT		0.0312	0.0163		0.0475	25,585	1,215.29		
	3158 FPU-WEST PALM BEACH	COT		0.0312	0.0163		0.0475	27,100	1,287.25		
	28456 FPU-LAKE WORTH SOUTH	COT		0.0312	0.0163		0.0475	21,000	997.50		
	3161 FPU-LAKE WORTH	COT		0.0312	0.0163		0.0475	17,800	845.50		
	3163 FPU-BOYNTON BEACH	COT		0.0312	0.0163		0.0475	13,600	646.00		
	3165 FPU-BOCA RATON	COT		0.0312	0.0163		0.0475	37,400	1,776.50		
	3262 FPU-SANFORD	COT		0.0312	0.0163		0.0475	13,901	660.30		
	3261 FPU-SANFORD WEST	COT		0.0312	0.0163		0.0475	7,201	342.05		
	3277 FPU-DELAND	COT		0.0312	0.0163		0.0475	7,520	357.20		
	3214 FARMLAND INDUSTRIES	COT		0.0312	0.0163		0.0475	24,850	1,180.38		
	217831 FLORIDA PUBLIC	COT		0.0312	0.0163		0.0475	8,200	389.50		

15



Florida Gas Transmission Company
An Enron/EI Paso Energy Affiliate

Invoice

Stmt D/T: 04/10/2001 12:00:00
Remit to Party: Florida Gas Transmission Company
P.O. Box 1188
Houston, TX 77251-1188

Billable Party: FLORIDA PUBLIC UTILITIES
ATTN: SNYDER CHRIS

401 SOUTH DIXIE HIGHWAY
WEST PALM BEACH FL 33401

Invoice Date: April 10, 2001
Net Due Date: April 20, 2001
Invoice Identifier: 40994
Invoice Total Amount: \$10,405.22

Please reference this invoice on your remittance and wire to:
Payee: FLORIDA GAS TRANSMISSION
Payee Duns: 006924518
EFT Addr: Nations Bank, TX
Account # **REDACTED**
ABA #

Bill Pty Duns: 006924427

Svc Req K: 5009 Svc Req: FLORIDA PUBLIC Acct No: 4084 4000002517 Beg Date: 03/01/2001 Contact Name: James Cramer
Svc Code: FT Svc Req ID: 006924427 Prev Inv ID: End Date: 03/31/2001 Contact Phone:(713) 853-6879

Rec Loc	Del Loc	Chrg Type	Acct Adj Mthd	Base	Surc	Disc	Net	Quantity	Amount Due	Repl Pty ID	Repl Rel Cd	
Total for Contract 5009:									219,057	\$10,405.22		

Note: Go to <https://fgtbiz.enron.com/public> for rate information.

Accounting Adjustment Method: RES = Restatement
REV = Revision

Charge Type Code: COT = Transportaion Commodity

Late Payment Charges are assessed on past due balances paid after the invoice date.

Gas Research Institute (GRI) Contributions:			
Please specify the amount (s) and the specific project (s) or project area (s), if any, to which such amounts are applicable. For specific information about GRI funding and projects please contact GRI at (773) 399-8100.			
Amount	Project (s)	Project Area (s)	
If you are authorized to remit GRI at the following rate, (inclusive of "check the box" contributions) your total invoice amount is:			
Year	Rate	Incremental GRI	Total Invoice
1998	0.0088	394.29	10799.51
1999	0.0075	109.52	10514.74
2000	0.0072	43.80	10449.02
2001	0.007	0.00	10405.22
0	0	0.00	0.00



Florida Gas Transmission Company
An Enron/EI Paso Energy Affiliate

Invoice

Stmt D/T: 04/10/2001 12:00:00
Remit to Party: Florida Gas Transmission Company
P.O. Box 1188
Houston, TX 77251-1188

Billable Party: FLORIDA PUBLIC UTILITIES
ATTN: SNYDER CHRIS

401 SOUTH DIXIE HIGHWAY
WEST PALM BEACH FL 33401

Invoice Date: April 10, 2001

Net Due Date: April 20, 2001

Invoice Identifier: 40985

Invoice Total Amount: \$7,107.17

Please reference this invoice on your remittance and wire to:
Payee: FLORIDA GAS TRANSMISSION
Payee Duns: 006924518
EFT Addr: Nations Bank Dallas TX
Account #
ABA #

REDACTED

Bill Pty Duns: 006924427

Svc Req K: 3624 Svc Req: FLORIDA PUBLIC Acct No: 4084 4000002517 Beg Date: 03/01/2001 Contact Name: James Cramer
Svc Code: FT Svc Req ID: 006924427 Prev Inv ID: End Date: 03/31/2001 Contact Phone:(713) 853-6879

Rec Loc	Del Loc	Chrg Type	Acct Adj Mthd	Rates				Quantity	Amount Due	Repl Pty ID	Repl Rel Cd
				Base	Surc	Disc	Net				
	3154 FPU-RIVIERA BEACH	COT		0.0142	0.0163		0.0305	22,000	671.00		
	28645 FPU-WEST PALM BEACH	COT		0.0142	0.0163		0.0305	9,844	300.24		
	3158 FPU-WEST PALM BEACH	COT		0.0142	0.0163		0.0305	35,000	1,067.50		
	28456 FPU-LAKE WORTH SOUTH	COT		0.0142	0.0163		0.0305	8,600	262.30		
	3161 FPU-LAKE WORTH	COT		0.0142	0.0163		0.0305	18,600	567.30		
	3163 FPU-BOYNTON BEACH	COT		0.0142	0.0163		0.0305	18,600	567.30		
	3165 FPU-BOCA RATON	COT		0.0142	0.0163		0.0305	32,200	982.10		
	3262 FPU-SANFORD	COT		0.0142	0.0163		0.0305	31,899	972.92		
	3261 FPU-SANFORD WEST	COT		0.0142	0.0163		0.0305	20,399	622.17		
	3277 FPU-DELAND	COT		0.0142	0.0163		0.0305	21,680	661.24		
	217831 FLORIDA PUBLIC	COT		0.0142	0.0163		0.0305	14,200	433.10		

17



Florida Gas Transmission Company
An Enron/EI Paso Energy Affiliate

Invoice

Stmt D/T: 04/10/2001 12:00:00
Remit to Party: Florida Gas Transmission Company
P.O. Box 1188
Houston, TX 77251-1188

Billable Party: FLORIDA PUBLIC UTILITIES
ATTN: SNYDER CHRIS

401 SOUTH DIXIE HIGHWAY
WEST PALM BEACH FL 33401

Invoice Date: April 10, 2001
Net Due Date: April 20, 2001
Invoice Identifier: 40985
Invoice Total Amount: \$7,107.17

Please reference this invoice on your remittance and wire to:
Payee: FLORIDA GAS TRANSMISSION
Payee Duns: 006924518
EFT Addr: Nations Bank; Dallas TX
Account #
ABA #

REDACTED

Bill Pty Duns: 006924427

Svc Req K: 3624 Svc Req: FLORIDA PUBLIC Acct No: 4084 4000002517 Beg Date: 03/01/2001 Contact Name: James Cramer
Svc Code: FT Svc Req ID: 006924427 Prev Inv ID: End Date: 03/31/2001 Contact Phone: (713) 853-6879

Rec Loc	Del Loc	Chrg Type	Acct Adj Mthd	Rates				Quantity	Amount Due	Repl Pty ID	Repl Rel Cd
				Base	Surc	Disc	Net				
Total for Contract 3624:								233,022	\$7,107.17		

Note: Go to <https://fgtbiz.enron.com/public> for rate information.

Accounting Adjustment Method: RES = Restatement
REV = Revision

Charge Type Code: COT = Transportaion Commodity

Late Payment Charges are assessed on past due balances paid after the invoice date.

Gas Research Institute (GRI) Contributions:			
Please specify the amount (s) and the specific project (s) or project area (s), if any, to which such amounts are applicable. For specific information about GRI funding and projects please contact GRI at (773) 399-8100.			
Amount	Project (s)	Project Area (s)	
If you are authorized to remit GRI at the following rate, (inclusive of "check the box" contributions) your total invoice amount is:			
Year	Rate	Incremental GRI	Total Invoice
1998	0.0088	419.44	7526.61
1999	0.0075	116.52	7223.69
2000	0.0072	46.61	7153.78
2001	0.007	0.00	7107.17
0	0	0.00	0.00



Florida Gas Transmission Company
An Enron/EI Paso Energy Affiliate

Invoice

Stmt D/T: 04/10/2001 12:00:00
Remit to Party: Florida Gas Transmission Company
P.O. Box 1188
Houston, TX 77251-1188

Billable Party: FLORIDA PUBLIC UTILITIES
ATTN: SNYDER CHRIS

401 SOUTH DIXIE HIGHWAY
WEST PALM BEACH FL 33401

Invoice Date: April 10, 2001
Net Due Date: April 20, 2001
Invoice Identifier: 40993
Invoice Total Amount: \$431.49

Please reference this invoice on your remittance and wire to:
Payee: FLORIDA GAS TRANSMISSION
Payee Duns: 006924518
EFT Addr: Nations Bank; Dallas TX
Account #
ABA # **REDACTED**

Bill Pty Duns: 006924427

Svc Req K: 5002 Svc Req: FLORIDA PUBLIC Acct No: 4084 4000002517 Beg Date: 03/01/2001 Contact Name: Heidi Massin
Svc Code: OB Svc Req ID: 006924427 Prev Inv ID: End Date: 03/31/2001 Contact Phone: (713) 853-6879

Rec Loc	Del Loc	Chrg Type	Acct Adj Mthd	Rates				Quantity	Amount Repl Due	Repl Rel Cd
				Base	Surc	Disc	Net			
NO NOTICE		COT		0.0312	0.0163		0.0475	9,084	431.49	

Total for Contract 5002: **9,084** **\$431.49**

Note: Go to <https://fgtbiz.enron.com/public> for rate information.

Accounting Adjustment Method: RES = Restatement
REV = Revision

Charge Type Code: COT = Transportaion Commodity

Late Payment Charges are assessed on past due balances paid after the invoice date.

Gas Research Institute (GRI) Contributions:			
Please specify the amount (s) and the specific project (s) or project area (s), if any, to which such amounts are applicable. For specific information about GRI funding and projects please contact GRI at (773) 399-8100.			
<u>Amount</u>	<u>Project (s)</u>	<u>Project Area (s)</u>	_____
If you are authorized to remit GRI at the following rate, (inclusive of "check the box" contributions) your total invoice amount is:			
Year	Rate	Incremental GRI	Total Invoice
1998	0.0088	16.35	447.84
1999	0.0075	4.54	436.03
2000	0.0072	1.81	433.30
2001	0.007	0.00	431.49
0	0	0.00	0.00

VOUCHER NUMBER	INVOICE DATE	INVOICE NO.	PURCHASE ORDER	AMOUNT		
				GROSS	DISCOUNT	NET
	03/07/2001	40495		44597.19	0.00	44597.19
					TOTAL	44,597.19

Invoice Description:

SPECIAL INSTRUCTIONS:

call alma green to pick up check x35832 rl

DETACH AND RETAIN THIS STUB FOR YOUR RECORDS.

CHECK # 1000000696 ATTACHED BELOW

REMOVE DOCUMENT ALONG THIS PERFORATION

THIS DOCUMENT IS PRINTED IN TWO COLORS. DO NOT ACCEPT UNLESS BLUE AND BROWN ARE PRESENT.



FLORIDA GAS TRANSMISSION
P.O. BOX 1188
HOUSTON, TX 77251-1188

DATE 03/07/2001 NO. 1000000696

62-20
311

\$***44,597.19
NOT VALID AFTER 1 YEAR

PAY *Forty-Four Thousand Five
Hundred Ninety-Seven and 19/100 Dollars*
TO THE FLORIDA PUBLIC UTILITIES CO
ORDER OF PO Box 3395
WEST PALM BEACH FL 33402-3395

[Signature]
AUTHORIZED SIGNATURE

CITIBANK DELAWARE, A SUBSIDIARY OF CITICORP
ONE PENN'S WAY, NEW CASTLE, DE 19720

REDACTED

MONTHLY REMINDER
VOLUNTARY R&D PAYMENT
Gas Research Institute
LDC R&D Program

March 15, 2001

TO:

Mr. Arnell Willis
Florida Public Utilities Company
401 South Dixie Highway
West Palm Beach, FL 33401

Your company has agreed to make a voluntary monthly payment of \$5,677.24 to GRI's Research and Development Program. Please make your check payable to the **Gas Research Institute** and remit to the address listed below. Please include the bottom portion of this reminder with your payment so that we may properly credit your account.

*Wire Transfer: **

Bank of America
231 S. LaSalle St
Chicago, IL 60693
Gas Research Institute
Account#: **REDACTED**
ABA Routing#: **REDACTED**

Mail checks to:

Gas Research Institute
Lock Box 91806
Chicago, IL 60693

ENTERED
MAR 15 2001

Due: JAN 2001

* Mail a copy of this form to our Lock Box address as backup to your wire



MONTHLY REMINDER
VOLUNTARY R&D PAYMENT
Gas Research Institute
LDC R&D Program

March 28, 2001

TO:

Mr. Arnell Willis
 Florida Public Utilities Company
 401 South Dixie Highway
 West Palm Beach, FL 33401

Your company has agreed to make a voluntary monthly payment of \$4,150.47 to GRI's Research and Development Program. Please make your check payable to the **Gas Research Institute** and remit to the address listed below. Please include the bottom portion of this reminder with your payment so that we may properly credit your account.

*Wire Transfer: **

Mail checks to:

Bank of America
 231 S. LaSalle St
 Chicago, IL 60693
 Gas Research Institute
 Account#:
 ABA Routing:

Gas Research Institute
 Lock Box 91806
 Chicago, IL 60693

REDACTED

Due: FEB 2001

* Mail a copy of this form to our Lock Box address as backup to your wire

Florida Public Utilities Company
 401 South Dixie Highway
 West Palm Beach, FL 33401

R&D voluntary payment of \$ 4150.47 for the month of Feb. 2001.

Florida Public Utilities Company
 Name

4/12/01
 Date

1
2
3
4
5
6
7
8
9
10
11
12
13
14
15
16
17
18
19
20
21
22
23
24
25
26
27
28
29
30
31
32
33
34
35
36
37
38
39
40
41
42
43
44
45
46
47
48
49
50
51
52
53
54
55
56
57
58
59
60
61
62
63
64
65
66
67
68
69
70
71
72
73
74
75
76
77
78
79
80

1
2
3
4
5
6
7
8
9
10
11
12
13
14
15
16
17
18
19
20
21
22
23
24
25
26
27
28
29
30
31
32
33
34
35
36
37
38
39
40
41
42
43
44
45
46
47
48
49
50
51
52
53
54
55
56
57
58
59
60
61
62
63
64
65
66
67
68
69
70
71
72
73
74
75
76
77
78
79
80

CONFIDENTIAL INVOICE
INTENTIONALLY LEFT BLANK

CONFIDENTIAL INVOICE
INTENTIONALLY LEFT BLANK

SunTrust Bank, South Florida, N.A.
 P.O. Box 406400
 Fort Lauderdale, Florida 33340-6400

COMMERCIAL LOAN INVOICE

DATE	UNIT NO	OFFICE NO
01-22-2001	24110	13-1001

CUSTOMER NO	INVOICE NO
2634185038	

PAGE
1

FLORIDA PUBLIC UTILITIES CO.
 401 South Dixie Highway
 West Palm Beach, Florida 33401
 Attention: Jack Brown

OBLIGATION NUMBER	EFFECTIVE DATE FROM	EFFECTIVE DATE TO	PRINCIPAL	INTEREST FEE RATE	AMOUNT DUE	CHARGE TYPE
	01-22-01	09-30-01	\$5,000,000	0.25%	\$12,500.00	Loan Origination Doc. Preparation
					\$12,500.00	TOTAL

SUNTRUST

COMMERCIAL LOAN INVOICE

FLORIDA PUBLIC UTILITIES CO. 401 SOUTH DIXIE HIGHWAY WEST PALM BEACH, FLORIDA 33401 ATTN JACK BROWN		DATE	UNIT NO	OFFICE NO.
		01-22-01	24110	13-10001
	PRINCIPAL DUE			.00
	INTEREST DUE			.00
	FEE DUE			12,500.00
TOTAL AMOUNT DUE				12,500.00

SUNTRUST BANK, SOUTH FLORIDA, N.A.
 P.O. BOX 406400
 FORT LAUDERDALE, FL 33340-6400

TO AVOID ADDITIONAL CHARGES PAYMENT MUST BE MADE BY THE DUE DATE 01-25-01

ALT# 100.1840.8011 -PGA