



Florida Power
A Progress Energy Company

JAMES A. MCGEE

June 26, 2001

Ms. Blanco S. Bayo, Director
Division of Records and Reporting
Florida Public Service Commission
2540 Shumard Oak Blvd.
Tallahassee, Florida 32399-0850

Re: Docket No. 010001-EI

Dear Ms. Bayo:

Enclosed for filing are ten (10) copies of Florida Power Corporation's FPSC 423 Forms for the month of April 2001. Forms 423-1A, 423-2, 423-2A, 423-2B, and 423-2C contained in this filing have been edited to delete certain confidential information. Florida Power's Request for Specified Confidential Treatment, which includes an unedited copy of the 423 Forms, has been submitted for filing this date under separate cover.

Please acknowledge your receipt and filing of the above on the enclosed copy of this letter and return same to me.

Very truly yours,

James A. McGee

JAM:kbd
Enclosures
cc: Parties of record

CERTIFICATE OF SERVICE

Docket No. 010001-EI

I HEREBY CERTIFY that a true copy of Florida Power Corporation's 423 Forms for the month of April 2001 have been furnished to the following individuals by regular U.S. Mail this 26th day of June, 2001.

Matthew M. Childs, Esquire
Steel, Hector & Davis
215 South Monroe, Suite 601
Tallahassee, FL 32301-1804

Jeffrey A. Stone, Esquire
Russell A. Badders, Esquire
Beggs and Lane
P. O. Box 12950
Pensacola, FL 32576-2950

Lee L. Willis, Esquire
James D. Beasley, Esquire
Ausley & McMullen
P. O. Box 391
Tallahassee, FL 32302

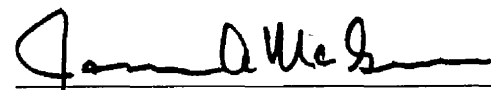
Wm. Cochran Keating, IV
Staff Counsel
Florida Public Service Commission
2540 Shumard Oak Boulevard
Tallahassee, FL 32399-0850

Stephen C. Burgess, Esquire
Office of the Public Counsel
111 West Madison Street
Room 812
Tallahassee, FL 32399-1400

Joseph A. McGlothlin, Esquire
Vicki Gordon Kaufman, Esquire
McWhirter, Reeves, McGlothlin,
Davidson, Decker, Kaufman,
Arnold & Steen, P.A.
117 S. Gadsden Street
Tallahassee, FL 32301

John McWhirter, Jr.
McWhirter, Reeves, McGlothlin,
Davidson, Decker, Kaufman,
Arnold & Steen, P.A.
P. O. Box 3350
Tampa, FL 33601

Norman Horton, Jr., Esquire
Messer, Caparello & Self
P. O. Box 1876
Tallahassee, FL 32302


Attorney

**MONTHLY REPORT OF COST AND QUALITY OF COAL FOR ELECTRIC PLANTS
ORIGIN, TONNAGE, DELIVERED PRICE AND AS RECEIVED QUALITY**


1. Report for: Mo. April 2001

2. Reporting Company: Florida Power Corporation

3. Plant Name: Transfer Facility - IMT

4. Name, Title and Telephone Number of Contact
Person Concerning Data Submitted on this Form
Delmar J. Clark Jr., Business Analyst
(727) 824-6616

5. Signature of Official Submitting Report


Delmar J. Clark Jr., Business Analyst

6. Date Completed: June 15, 2001

Line No.	Supplier Name	Mine Location	Purchase Type	Transportation Mode	Tons	Effective Purchase Price (\$/Ton)	Total Transportation Cost (\$/Ton)	F.O.B. Plant Price (\$/Ton)	As Received Coal Quality			
									Percent Sulfur (%)	Btu Content (Btu/lb)	Percent Ash (%)	Percent Moisture (%)
(a)	(b)	(c)	(d)	(e)	(f)	(g)	(h)	(i)	(j)	(k)	(l)	(m)
1	Glencore, Ltd.	50 , IM , 999	S	GB	42,441			\$48.64	0.69	12,403	6.67	7.96
2	Inter-Ocean Coal, Inc.	50 , IM , 999	S	GB	47,261			\$43.13	0.65	11,534	6.03	12.03
3	Pen Coal Company	08 , Wv , 99	MTC	B	2,072			\$49.68	0.73	12,523	10.05	5.84
4	Black Hawk Synfuel, LLC	08 , Wv , 39	S	B	122,360			\$53.99	0.68	12,152	12.28	6.95
5	New River Synfuel, LLC	08 , Wv , 39	S	B	45,490			\$42.11	0.68	12,160	12.12	7.08

**MONTHLY REPORT OF COST AND QUALITY OF COAL FOR ELECTRIC PLANTS
ORIGIN, TONNAGE, DELIVERED PRICE AND AS RECEIVED QUALITY**

1. Report for: Mo. April 2001

2. Reporting Company: Florida Power Corporation

3. Plant Name: Crystal River 1 & 2

4. Name, Title and Telephone Number of Contact
Person Concerning Data Submitted on this Form
Delmar J. Clark Jr., Business Analyst
(727) 824-6616

5. Signature of Official Submitting Report


Delmar J. Clark Jr., Business Analyst

6. Date Completed: June 15, 2001

Line No.	Supplier Name	Mine Location	Purchase Type	Transportation Mode	Tons	Effective Purchase Price (\$/Ton)	Total Transportation Cost (\$/Ton)	F.O.B. Plant Price (\$/Ton)	As Received Coal Quality			
									Percent Sulfur (%)	Btu Content (Btu/lb)	Percent Ash (%)	Percent Moisture (%)
(a)	(b)	(c)	(d)	(e)	(f)	(g)	(h)	(i)	(j)	(k)	(l)	(m)
1	AEI Coal Sales Co., Inc.	08 , Ky , 193	MTC	UR	9,679			\$43.70	0.79	12,199	11.81	5.93
2	Consolidated Coal Sales	08 , Ky , 133	MTC	UR	77,571			\$42.72	1.10	13,081	7.50	5.60
3	A. T. Massey Coal Company	08 , Ky , 195	MTC	UR	27,002			\$42.92	0.94	12,403	9.90	7.09
4	Quaker Coal Company, Inc.	08 , Ky , 195	MTC	UR	9,891			\$47.22	1.07	12,551	11.15	5.19
5	Transfer Facility	N/A	N/A	OB	N/A			N/A	N/A	N/A	N/A	N/A

**MONTHLY REPORT OF COST AND QUALITY OF COAL FOR ELECTRIC PLANTS
ORIGIN, TONNAGE, DELIVERED PRICE AND AS RECEIVED QUALITY**


1. Report for: Mo. April 2001

2. Reporting Company: Florida Power Corporation

3. Plant Name: Crystal River 4 & 5

4. Name, Title and Telephone Number of Contact
Person Concerning Data Submitted on this Form
Delmar J. Clark Jr., Business Analyst
(727) 824-6616

5. Signature of Official Submitting Report


Delmar J. Clark Jr., Business Analyst

6. Date Completed: June 15, 2001

Line No.	Supplier Name	Mine Location	Purchase Type	Transportation Mode	Tons	Effective Purchase Price (\$/Ton)	Transportation Cost (\$/Ton)	F.O.B. Plant Price (\$/Ton)	As Received Coal Quality			
									Percent Sulfur (%)	Btu Content (Btu/lb)	Percent Ash (%)	Percent Moisture (%)
(a)	(b)	(c)	(d)	(e)	(f)	(g)	(h)	(i)	(j)	(k)	(l)	(m)
1	Alliance Coal Sales Corp.	08 , Ky , 195	MTC	UR	18,948			\$45.22	0.50	12,839	7.70	6.60
2	Amvest Coal Sales, Inc.	08 , Wv , 067	S	UR	9,452			\$59.30	0.71	12,426	11.80	4.91
3	Arch Coal Sales	08 , Wv , 005	S	UR	10,783			\$41.96	0.77	12,244	11.93	5.95
4	Consolidated Coal Sales	08 , Ky , 133	S	UR	9,776			\$67.97	0.72	13,108	7.07	5.95
5	Consolidated Coal Sales	08 , Ky , 133	S	UR	9,947			\$77.97	0.74	13,181	6.71	5.72
6	Massey Coal Sales	08 , Wv , 045	S	UR	10,340			\$55.35	0.75	12,553	9.49	7.17
7	Powell Mountain Coal Company	08 , Ky , 119	LTC	UR	38,515			\$50.94	0.72	12,876	7.37	6.70
8	Quaker Coal Company, Inc.	08 , Ky , 195	MTC	UR	38,161			\$50.47	0.66	12,629	10.07	6.10
9	Transfer Facility	N/A	N/A	OB	278,547			\$54.04	0.69	12,246	11.04	7.31

**MONTHLY REPORT OF COST AND QUALITY OF COAL FOR ELECTRIC PLANTS
ORIGIN, TONNAGE, DELIVERED PRICE AND AS RECEIVED QUALITY**

1. Report for: Mo. April 2001

2. Reporting Company: Florida Power Corporation

3. Plant Name: Transfer Facility - IMT

4. Name, Title and Telephone Number of Contact
Person Concerning Data Submitted on this Form
Delmar J. Clark Jr., Business Analyst
(727) 824-6616

5. Signature of Official Submitting Report


Delmar J. Clark Jr., Business Analyst

6. Date Completed: June 15, 2001

Line No.	Supplier Name	Mine Location	Purchase Type	Tons	F.O.B. Mine Price (\$/Ton)	Short Haul & Loading Charges (\$/Ton)	Original Invoice Price (\$/Ton)	Retro-active Price Inc(Dec) (\$/Ton)	Base Price (\$/Ton)	Quality Adjustments (\$/Ton)	Effective Purchase Price (\$/Ton)
(a)	(b)	(c)	(d)	(e)	(f)	(g)	(h)	(i)	(j)	(k)	(l)
1	Glencore, Ltd.	50 , IM , 999	S	42,441							
2	Inter-Ocean Coal, Inc.	50 , IM , 999	S	47,261							
3	Pen Coal Company	08 , Wv , 99	MTC	2,072							
4	Black Hawk Synfuel, LLC	08 , Wv , 39	S	122,360							
5	New River Synfuel, LLC	08 , Wv , 39	S	45,490							

**MONTHLY REPORT OF COST AND QUALITY OF COAL FOR ELECTRIC PLANTS
ORIGIN, TONNAGE, DELIVERED PRICE AND AS RECEIVED QUALITY**


1. Report for: Mo. April 2001

2. Reporting Company: Florida Power Corporation

3. Plant Name: Crystal River 1 & 2

4. Name, Title and Telephone Number of Contact
Person Concerning Data Submitted on this Form
Delmar J. Clark Jr., Business Analyst
(727) 824-6616

5. Signature of Official Submitting Report


Delmar J. Clark Jr., Business Analyst

6. Date Completed: June 15, 2001

Line No.	Supplier Name	Mine Location	Purchase Type	Tons	F.O.B. Mine Price (\$/Ton)	Short Haul & Loading Charges (\$/Ton)	Original Invoice Price (\$/Ton)	Retro-active Price Increases (\$/Ton)	Base Price (\$/Ton)	Quality Adjustments (\$/Ton)	Effective Purchase Price (\$/Ton)
(a)	(b)	(c)	(d)	(e)	(f)	(g)	(h)	(i)	(j)	(k)	(l)
1	AEI Coal Sales Co., Inc.	08 , Ky , 193	MTC	9,679							
2	Consolidated Coal Sales	08 , Ky , 133	MTC	77,571							
3	A. T. Massey Coal Company	08 , Ky , 195	MTC	27,002							
4	Quaker Coal Company, Inc.	08 , Ky , 195	MTC	9,891							
5	Transfer Facility	N/A	N/A	N/A							

**MONTHLY REPORT OF COST AND QUALITY OF COAL FOR ELECTRIC PLANTS
ORIGIN, TONNAGE, DELIVERED PRICE AND AS RECEIVED QUALITY**


1. Report for: Mo. April 2001

2. Reporting Company: Florida Power Corporation

3. Plant Name: Crystal River 4 & 5

4. Name, Title and Telephone Number of Contact Person Concerning Data Submitted on this Form
Delmar J. Clark Jr., Business Analyst
(727) 824-6616

5. Signature of Official Submitting Report


Delmar J. Clark Jr., Business Analyst

6. Date Completed: June 15, 2001

Line No.	Supplier Name	Mine Location	Purchase Type	Tons	F.O.B. Mine Price (\$/Ton)	Short Haul & Loading Charges (\$/Ton)	Original Invoice Price (\$/Ton)	Retro-active Price Increases (\$/Ton)	Base Price (\$/Ton)	Quality Adjustments (\$/Ton)	Effective Purchase Price (\$/Ton)
(a)	(b)	(c)	(d)	(e)	(f)	(g)	(h)	(i)	(j)	(k)	(l)
1	Alliance Coal Sales Corp.	08 , Ky , 195	MTC	18,948							
2	Amvest Coal Sales, Inc.	08 , Wv , 067	S	9,452							
3	Arch Coal Sales	08 , Wv , 005	S	10,783							
4	Consolidated Coal Sales	08 , Ky , 133	S	9,776							
5	Consolidated Coal Sales	08 , Ky , 133	S	9,947							
6	Massey Coal Sales	08 , Wv , 045	S	10,340							
7	Powell Mountain Coal Company	08 , Ky , 119	LTC	38,515							
8	Quaker Coal Company, Inc.	08 , Ky , 195	MTC	38,161							
9	Transfer Facility	N/A	N/A	278,547							

**MONTHLY REPORT OF COST AND QUALITY OF COAL FOR ELECTRIC PLANTS
ORIGIN, TONNAGE, DELIVERED PRICE AND AS RECEIVED QUALITY**

- 1. Report for: Mo. April 2001
- 2. Reporting Company: Florida Power Corporation
- 3. Plant Name: Transfer Facility - IMT

4. Name, Title and Telephone Number of Contact Person Concerning Data Submitted on this Form
Delmar J. Clark Jr., Business Analyst
(727) 824-6616

5. Signature of Official Submitting Report


Delmar J. Clark Jr., Business Analyst

6. Date Completed: June 15, 2001

Line No.	Supplier Name	Mine Location	Shipping Point	Transportation Mode	Tons	Effective Purchase Price (\$/Ton)	Additional Shorthaul & Loading Charges (\$/Ton)	Rail Rate (\$/Ton)	Other Rail Charges (\$/Ton)	River Barge Rate (\$/Ton)	Trans-loading Rate (\$/Ton)	Ocean Barge Rate (\$/Ton)	Other Water Charges (\$/Ton)	Other Related Charges (\$/Ton)	Transportation Charges (\$/Ton)	F.O.B. Plant Price (\$/Ton)
(a)	(b)	(c)	(d)	(e)	(f)	(g)	(h)	(i)	(j)	(k)	(l)	(m)	(n)	(o)	(p)	(q)
1	Glencore, Ltd.	50 , IM , 999	La Jagua, Col	GB	42,441		N/A	N/A	N/A	N/A	N/A	N/A	N/A	N/A		\$48.64
2	Inter-Ocean Coal, Inc.	50 , IM , 999	Pribbenow, Col	GB	47,261		N/A	N/A	N/A	N/A	N/A	N/A	N/A	N/A		\$43.13
3	Pen Coal Company	08 , Wv , 99	Wayne, Wv	B	2,072		N/A	N/A	N/A	N/A	N/A	N/A	N/A	N/A		\$49.68
4	Black Hawk Synfuel, LLC	08 , Wv , 39	Kanawha, Wv	B	122,360		N/A	N/A	N/A	N/A	N/A	N/A	N/A	N/A		\$53.99
5	New River Synfuel, LLC	08 , Wv , 39	Kanawha, Wv	B	45,490		N/A	N/A	N/A	N/A	N/A	N/A	N/A	N/A		\$42.11

MONTHLY REPORT OF COST AND QUALITY OF COAL FOR ELECTRIC PLANTS
ORIGIN, TONNAGE, DELIVERED PRICE AND AS RECEIVED QUALITY


1. Report for: Mo. April 2001

2. Reporting Company: Florida Power Corporation

3. Plant Name: Crystal River 1 & 2

4. Name, Title and Telephone Number of Contact Person Concerning Data Submitted on this Form
Delmar J. Clark Jr., Business Analyst
(727) 824-6616

5. Signature of Official Submitting Report


Delmar J. Clark Jr., Business Analyst

6. Date Completed: June 15, 2001

Line No.	Supplier Name	Mine Location	Shipping Point	Transportation Mode	Tons	Effective Purchase Price (\$/Ton)	Additional Shorthaul & Loading Charges (\$/Ton)	Rail Rate (\$/Ton)	Other Rail Charges (\$/Ton)	River Barge Rate (\$/Ton)	Trans-loading Rate (\$/Ton)	Ocean Barge Rate (\$/Ton)	Other Water Charges (\$/Ton)	Other Related Charges (\$/Ton)	Transportation Charges (\$/Ton)	F.O.B. Plant Price (\$/Ton)
(a)	(b)	(c)	(d)	(e)	(f)	(g)	(h)	(i)	(j)	(k)	(l)	(m)	(n)	(o)	(p)	(q)
1	AEI Coal Sales Co., Inc.	08 , Ky , 193	Perry, Ky	UR	9,679		N/A			N/A	N/A	N/A	\$0.00	\$0.00		\$43.70
2	Consolidated Coal Sales	08 , Ky , 133	Letcher, Ky	UR	77,571		N/A			N/A	N/A	N/A	\$0.00	\$0.00		\$42.72
3	A. T. Massey Coal Company	08 , Ky , 195	Pike, Ky	UR	27,002		N/A			N/A	N/A	N/A	\$0.00	\$0.00		\$42.92
4	Quaker Coal Company, Inc.	08 , Ky , 195	Pike, Ky	UR	9,891		N/A			N/A	N/A	N/A	\$0.00	\$0.00		\$47.22
5	Transfer Facility	N/A	Plaquemines Parish, La	OB	N/A		N/A			N/A	N/A	N/A	\$0.00	\$0.00		N/A

MONTHLY REPORT OF COST AND QUALITY OF COAL FOR ELECTRIC PLANTS
ORIGIN, TONNAGE, DELIVERED PRICE AND AS RECEIVED QUALITY


1. Report for: Mo. April 2001

2. Reporting Company: Florida Power Corporation

3. Plant Name: Crystal River 4 & 5

4. Name, Title and Telephone Number of Contact
Person Concerning Data Submitted on this Form
Delmar J. Clark Jr., Business Analyst
(727) 824-6616

5. Signature of Official Submitting Report


Delmar J. Clark Jr., Business Analyst

6. Date Completed: June 15, 2001

Line No.	Supplier Name	Mine Location	Shipping Point	Transportation Mode	Tons	Effective Purchase Price (\$/Ton)	Additional Shorthaul & Loading Charges (\$/Ton)	Rail Rate (\$/Ton)	Other Rail Charges (\$/Ton)	River Barge Rate (\$/Ton)	Trans-loading Rate (\$/Ton)	Ocean Barge Rate (\$/Ton)	Other Water Charges (\$/Ton)	Other Related Charges (\$/Ton)	Transportation Charges (\$/Ton)	F.O.B. Plant Price (\$/Ton)
(a)	(b)	(c)	(d)	(e)	(f)	(g)	(h)	(i)	(j)	(k)	(l)	(m)	(n)	(o)	(p)	(q)
1	Alliance Coal Sales Corp.	08 , Ky , 195	Pike, Ky	UR	18,948		N/A			N/A	N/A	N/A	\$0.00	\$0.00		\$45.22
2	Amvest Coal Sales, Inc.	08 , Wv , 067	Nicholas, Wv	UR	9,452		N/A			N/A	N/A	N/A	\$0.00	\$0.00		\$59.30
3	Arch Coal Sales	08 , Wv , 005	Boone, Wv	UR	10,783		N/A			N/A	N/A	N/A	\$0.00	\$0.00		\$41.96
4	Consolidated Coal Sales	08 , Ky , 133	Letcher, Ky	UR	9,776		N/A			N/A	N/A	N/A	\$0.00	\$0.00		\$67.97
5	Consolidated Coal Sales	08 , Ky , 133	Letcher, Ky	UR	9,947		N/A			N/A	N/A	N/A	\$0.00	\$0.00		\$77.97
6	Massey Coal Sales	08 , Wv , 045	Logan, Wv	UR	10,340		N/A			N/A	N/A	N/A	\$0.00	\$0.00		\$55.35
7	Powell Mountain Coal Company	08 , Ky , 119	Kncott, Ky	UR	38,515		N/A			N/A	N/A	N/A	\$0.00	\$0.00		\$50.94
8	Quaker Coal Company, Inc.	08 , Ky , 195	Pike, Ky	UR	38,161		N/A			N/A	N/A	N/A	\$0.00	\$0.00		\$50.47
9	Transfer Facility	N/A	Plaquemines Parish, La	OB	278,547		N/A			N/A	N/A	N/A	\$0.00	\$0.00		\$54.04

**MONTHLY REPORT OF COST AND QUALITY OF COAL FOR ELECTRIC PLANTS
REPORT OF ADJUSTMENTS TO PREVIOUS COAL DELIVERIES**


1. Report for: Mo. April 2001

2. Reporting Company: Florida Power Corporation

3. Plant Name: Transfer Facility - IMT

4. Name, Title and Telephone Number of Contact
Person Concerning Data Submitted on this Form
Delmar J. Clark Jr., Business Analyst
(727) 824-6616

5. Signature of Official Submitting Report


Delmar J. Clark Jr., Business Analyst

6. Date Completed: June 15, 2001

Line No.	Month Reported	Form Plant Name	Intended Generating Plant	Supplier	Original Line Number	Old Volume (tons)	Form No.	Column Title	Old Value	New Value	New F.O.B. Plant Price	Reason for Revision
(a)	(b)	(c)	(d)	(e)	(f)	(g)	(h)	(i)	(j)	(k)	(l)	(m)
1	03/01	Transfer Facility-IMT		Black Hawk Synfuel LLC	3	12,746	2A	(k) Quality Adjustments			\$ 44.53	Quality Adjustment
2	03/01	Transfer Facility-IMT		Black Hawk Synfuel LLC	4	95,946	2A	(k) Quality Adjustments			\$ 44.63	Quality Adjustment
3	03/01	Transfer Facility-IMT		New River Synfuel, LLC	5	57,532	2A	(k) Quality Adjustments			\$ 41.29	Quality Adjustment

**MONTHLY REPORT OF COST AND QUALITY OF COAL FOR ELECTRIC PLANTS
REPORT OF ADJUSTMENTS TO PREVIOUS COAL DELIVERIES**


1. Report for: Mo. April 2001

2. Reporting Company: Florida Power Corporation

3. Plant Name: Crystal River 1 & 2

4. Name, Title and Telephone Number of Contact
Person Concerning Data Submitted on this Form
Delmar J. Clark Jr., Business Analyst
(727) 824-6616

5. Signature of Official Submitting Report


Delmar J. Clark Jr., Business Analyst

6. Date Completed: June 15, 2001

Line No.	Month Reported	Form Plant Name	Intended Generating Plant	Supplier	Original Line Number	Old Volume (tons)	Form No.	Column Title	Old Value	New Value	New F.O.B. Plant Price	Reason for Revision
(a)	(b)	(c)	(d)	(e)	(f)	(g)	(h)	(i)	(j)	(k)	(l)	(m)
1	02/01	CR1&2	CR1&2	AEI Coal Sales Co., Inc.	1	9,494	2A	(k) Quality Adjustments			\$ 44.11	Quality Adjustment
2	03/01	CR1&2	CR1&2	AEI Coal Sales Co., Inc.	1	19,399	2A	(k) Quality Adjustments			\$ 43.78	Quality Adjustment
3	02/01	CR1&2	CR1&2	Diamond May Coal Company	4	39,212	2A	(k) Quality Adjustments			\$ 50.70	Quality Adjustment

**MONTHLY REPORT OF COST AND QUALITY OF COAL FOR ELECTRIC PLANTS
REPORT OF ADJUSTMENTS TO PREVIOUS COAL DELIVERIES**

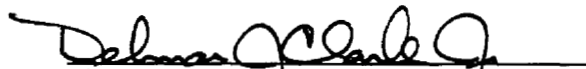
1. Report for: Mo. April 2001

2. Reporting Company: Florida Power Corporation

3. Plant Name: Crystal River 4 & 5

4. Name, Title and Telephone Number of Contact
Person Concerning Data Submitted on this Form
Delmar J. Clark Jr., Business Analyst
(727) 824-6616

5. Signature of Official Submitting Report


Delmar J. Clark Jr., Business Analyst

6. Date Completed: June 15, 2001

Line No.	Month Reported	Form Plant Name	Intended Generating Plant	Supplier	Original Line Number	Old Volume (tons)	Form No.	Column Title	Old Value	New Value	New F.O.B. Plant Price	Reason for Revision
(a)	(b)	(c)	(d)	(e)	(f)	(g)	(h)	(i)	(j)	(k)	(l)	(m)
1	03/01	CR4&5	CR4&5	Quaker Coal Company, Inc.	4	29,316	2A	(k) Quality Adjustments			\$ 50.80	Quality Adjustment
2	03/01	CR4&5	CR4&5	Enron North America	5	19,472	2A	(k) Quality Adjustments			\$ 58.90	Quality Adjustment