

AUSLEY & MCMULLEN

ATTORNEYS AND COUNSELORS AT LAW

227 SOUTH CALHOUN STREET
P.O. BOX 391 (ZIP 32302)
TALLAHASSEE, FLORIDA 32301
(850) 224-9115 FAX (850) 222-7560

July 16, 2001

HAND DELIVERED

Ms. Blanca S. Bayo, Director
Division of Records and Reporting
Florida Public Service Commission
2540 Shumard Oak Boulevard
Tallahassee, FL 32399-0850

RECEIVED - FPSC
01 JUL 16 PM 2:17
COMMISSION
CLERK

Re: Fuel and Purchased Power Cost Recovery Clause
and Generating Performance Incentive Factor
FPSC Docket No. 010001-EI

030001-EI

REQUEST FOR SPECIFIED CONFIDENTIAL TREATMENT
(CONFIDENTIAL DOCUMENTS ATTACHED)

Dear Ms. Bayo:

We submit herewith a single confidential set of Tampa Electric Company's highlighted 423 Forms for the month of May 2001 and request specified confidential treatment of Forms 423-1(a), 423-2, 423-2(a) and 423-2(b). Our request is made pursuant to Section 366.093, Fla. Stat., for the reasons detailed in the document entitled "Tampa Electric Company's Request for Specified Confidential Treatment", which document was filed under separate cover (copy enclosed). The sensitive information contained in these forms has been highlighted in yellow.

Please acknowledge receipt and filing of the above by stamping the duplicate copy of this letter and returning same to this writer.

Thank you for your assistance in connection with this matter.

Sincerely,


James D. Beasley

10.23.03

JDB/pp
Enclosures

cc: All Parties of Record (w/o enc.)

CONFIDENTIAL
DECLASSIFIED

RECEIVED & FILED DOCUMENT NUMBER - DATE

RYM 08647 JUL 16 2001
FPSC-BUREAU OF RECORDS


FPSC-RECORDS/REPORTING

MONTHLY REPORT OF COST AND QUALITY OF FUEL OIL FOR ELECTRIC PLANTS
ORIGIN, VOLUME, DELIVERED PRICE AND AS RECEIVED QUALITY

1. Reporting Month: May Year: 2001

2. Reporting Company: Tampa Electric Company

3. Name, Title & Telephone Number of Contact Person Concerning Data
Submitted on this Form: Jeffrey Chronister, Director Financial Reporting
(813) - 228 - 1609

4. Signature of Official Submitting Report: 
Jeffrey Chronister, Director Financial Reporting

5. Date Completed: July 16, 2001

Line No. (a)	Plant Name (b)	Supplier Name (c)	Shipping Point (d)	Purchase Type (e)	Delivery Location (f)	Delivery Date (g)	Type Oil (h)	Sulfur Content % (i)	BTU Content (BTU/Gal) (j)	Volume (Bbls) (k)	Delivered Price (\$/Bbl) (l)
1.	Big Bend	Central	Tampa	MTC	Big Bend	05/04/01	F02	*	*	10,756.20	\$33.2274
2.	Big Bend	Central	Tampa	MTC	Big Bend	05/07/01	F02	*	*	10,869.84	\$33.4561
3.	Big Bend	Central	Tampa	MTC	Big Bend	05/08/01	F02	*	*	11,006.52	\$33.4561
4.	Big Bend	Central	Tampa	MTC	Big Bend	05/17/01	F02	*	*	9,778.95	\$33.6224
5.	Gannon	Central	Tampa	MTC	Gannon	05/01/01	F02	*	*	354.62	\$33.2273
6.	Gannon	Central	Tampa	MTC	Gannon	05/04/01	F02	*	*	484.53	\$33.2269
7.	Gannon	Central	Tampa	MTC	Gannon	05/07/01	F02	*	*	530.95	\$33.4562
8.	Gannon	Central	Tampa	MTC	Gannon	05/11/01	F02	*	*	130.98	\$33.4551
9.	Gannon	Central	Tampa	MTC	Gannon	05/14/01	F02	*	*	177.76	\$33.6227
10.	Gannon	Central	Tampa	MTC	Gannon	05/15/01	F02	*	*	344.41	\$33.6219
11.	Gannon	Central	Tampa	MTC	Gannon	05/16/01	F02	*	*	165.98	\$33.6216
12.	Gannon	Central	Tampa	MTC	Gannon	05/18/01	F02	*	*	164.31	\$33.6223
13.	Gannon	Central	Tampa	MTC	Gannon	05/21/01	F02	*	*	708.83	\$34.3086
14.	Gannon	Central	Tampa	MTC	Gannon	05/22/01	F02	*	*	355.29	\$34.3080
15.	Gannon	Central	Tampa	MTC	Gannon	05/24/01	F02	*	*	303.86	\$34.3081
16.	Gannon	Central	Tampa	MTC	Gannon	05/26/01	F02	*	*	887.31	\$34.3084
17.	Gannon	Central	Tampa	MTC	Gannon	05/27/01	F02	*	*	177.62	\$35.3270
18.	Gannon	Central	Tampa	MTC	Gannon	05/31/01	F02	*	*	504.54	\$35.3277
19.	Polk	BP	Tampa	MTC	Polk	05/09/01	F02	*	*	886.10	\$36.4396
20.	Polk	BP	Tampa	MTC	Polk	05/10/01	F02	*	*	532.57	\$36.5449
21.	Polk	BP	Tampa	MTC	Polk	05/11/01	F02	*	*	355.10	\$36.5449
22.	Polk	BP	Tampa	MTC	Polk	05/18/01	F02	*	*	176.86	\$37.6992
23.	Polk	BP	Tampa	MTC	Polk	05/19/01	F02	*	*	530.55	\$37.6996
24.	Polk	BP	Tampa	MTC	Polk	05/23/01	F02	*	*	1,412.68	\$38.0676
25.	Polk	BP	Tampa	MTC	Polk	05/24/01	F02	*	*	2,654.17	\$37.6997

10-23-03
DECLASSIFIED

MONTHLY REPORT OF COST AND QUALITY OF FUEL OIL FOR ELECTRIC PLANTS
ORIGIN, VOLUME, DELIVERED PRICE AND AS RECEIVED QUALITY

1. Reporting Month: May Year: 2001

2. Reporting Company: Tampa Electric Company

3. Name, Title & Telephone Number of Contact Person Concerning Data
Submitted on this Form: Jeffrey Chronister, Director Financial Reporting
(813) - 228 - 1609

4. Signature of Official Submitting Report: 
Jeffrey Chronister, Director Financial Reporting

5. Date Completed: July 16, 2001

Line No. (a)	Plant Name (b)	Supplier Name (c)	Shipping Point (d)	Purchase Type (e)	Delivery Location (f)	Delivery Date (g)	Type Oil (h)	Sulfur Content % (i)	BTU Content (BTU/Gal) (j)	Volume (Bbls) (k)	Delivered Price (\$/Bbl) (l)
26.	Polk	BP	Tampa	MTC	Polk	05/25/01	F02	*	*	1,059.29	\$37.1746
27.	Polk	BP	Tampa	MTC	Polk	05/27/01	F02	*	*	2,474.74	\$37.1748
28.	Polk	BP	Tampa	MTC	Polk	05/28/01	F02	*	*	4,902.16	\$37.1748
29.	Polk	BP	Tampa	MTC	Polk	05/29/01	F02	*	*	1,942.47	\$37.0699
30.	Polk	BP	Tampa	MTC	Polk	05/30/01	F02	*	*	1,594.67	\$37.2797
31.	Polk	BP	Tampa	MTC	Polk	05/31/01	F02	*	*	1,236.84	\$36.7532
32.	Phillips	Central	Tampa	MTC	Phillips	05/16/01	F02	*	*	175.43	\$34.6200
33.	Phillips	Central	Tampa	MTC	Phillips	05/17/01	F02	*	*	177.81	\$34.6202
34.	Phillips	Coastal	Tampa	MTC	Phillips	05/01/01	F06	*	*	771.42	\$25.4100
35.	Phillips	Coastal	Tampa	MTC	Phillips	05/02/01	F06	*	*	1,075.02	\$25.4100
36.	Phillips	Coastal	Tampa	MTC	Phillips	05/03/01	F06	*	*	1,060.33	\$25.4100
37.	Phillips	Coastal	Tampa	MTC	Phillips	05/04/01	F06	*	*	902.64	\$25.4100
38.	Phillips	Coastal	Tampa	MTC	Phillips	05/07/01	F06	*	*	751.58	\$26.0000
39.	Phillips	Coastal	Tampa	MTC	Phillips	05/08/01	F06	*	*	758.51	\$26.0000
40.	Phillips	Coastal	Tampa	MTC	Phillips	05/09/01	F06	*	*	770.58	\$26.0000
41.	Phillips	Coastal	Tampa	MTC	Phillips	05/10/01	F06	*	*	751.49	\$26.0000
42.	Phillips	Coastal	Tampa	MTC	Phillips	05/11/01	F06	*	*	609.42	\$26.0000
43.	Phillips	Coastal	Tampa	MTC	Phillips	05/14/01	F06	*	*	764.30	\$26.5500
44.	Phillips	Coastal	Tampa	MTC	Phillips	05/15/01	F06	*	*	1,057.48	\$26.5500
45.	Phillips	Coastal	Tampa	MTC	Phillips	05/16/01	F06	*	*	747.91	\$26.5500
46.	Phillips	Coastal	Tampa	MTC	Phillips	05/17/01	F06	*	*	1,054.77	\$26.5500
47.	Phillips	Coastal	Tampa	MTC	Phillips	05/18/01	F06	*	*	905.78	\$26.5500
48.	Phillips	Coastal	Tampa	MTC	Phillips	05/21/01	F06	*	*	610.67	\$26.6700
49.	Phillips	Coastal	Tampa	MTC	Phillips	05/22/01	F06	*	*	1,234.53	\$26.6700
50.	Phillips	Coastal	Tampa	MTC	Phillips	05/24/01	F06	*	*	919.64	\$26.6700

* No analysis taken.
FPSC FORM 423-1 (2/87)

MONTHLY REPORT OF COST AND QUALITY OF FUEL OIL FOR ELECTRIC PLANTS
ORIGIN, VOLUME, DELIVERED PRICE AND AS RECEIVED QUALITY

1. Reporting Month: May Year: 2001
2. Reporting Company: Tampa Electric Company

3. Name, Title & Telephone Number of Contact Person Concerning Data
Submitted on this Form: Jeffrey Chronister, Director Financial Reporting
(813) - 228 - 1609

4. Signature of Official Submitting Report: 
Jeffrey Chronister, Director Financial Reporting

5. Date Completed: July 16, 2001


Line No. (a)	Plant Name (b)	Supplier Name (c)	Shipping Point (d)	Purchase Type (e)	Delivery Location (f)	Delivery Date (g)	Type Oil (h)	Sulfur Content % (i)	BTU Content (BTU/Gal) (j)	Volume (Bbls) (k)	Delivered Price (\$/Bbl) (l)
51.	Phillips	Coastal	Tampa	MTC	Phillips	05/25/01	F06	*	*	607.50	\$26.6700
52.	Phillips	Coastal	Tampa	MTC	Phillips	05/29/01	F06	*	*	914.16	\$26.6400
53.	Phillips	Coastal	Tampa	MTC	Phillips	05/30/01	F06	*	*	931.01	\$26.6400
54.	Phillips	Coastal	Tampa	MTC	Phillips	05/31/01	F06	*	*	451.71	\$26.6400

MONTHLY REPORT OF COST AND QUALITY OF FUEL OIL FOR ELECTRIC PLANTS
DETAIL OF INVOICE AND TRANSPORTATION CHARGES

1. Reporting Month: May Year: 2001

2. Reporting Company: Tampa Electric Company

3. Name, Title & Telephone Number of Contact Person Concerning Data
Submitted on this Form: Jeffrey Chronister, Director Financial Reporting
(813) - 228 - 1609

4. Signature of Official Submitting Report: 
Jeffrey Chronister, Director Financial Reporting

5. Date Completed: July 16, 2001

Line No. (a)	Plant Name (b)	Supplier Name (c)	Delivery Location (d)	Delivery Date (e)	Type Oil (f)	Volume (Bbls) (g)	Invoice Price (\$/Bbl) (h)	Invoice Amount \$ (i)	Discount \$ (j)	Net Amount \$ (k)	Net Price (\$/Bbl) (l)	Quality Adjust. (\$/Bbl) (m)	Effective Purchase Price (\$/Bbl) (n)	Transport to Terminal (\$/Bbl) (o)	Add'l Transport Charges (\$/Bbl) (p)	Other Charges (\$/Bbl) (q)	Delivered Price (\$/Bbl) (r)
1.	Big Bend	Central	Big Bend	05/04/01	F02	10,756.20	\$33.2274	357,400.30	\$0.0000	\$357,400.30	\$33.2274	\$0.0000	\$33.2274	\$0.0000	\$0.0000	\$0.0000	\$33.2274
2.	Big Bend	Central	Big Bend	05/07/01	F02	10,869.84	\$33.4561	363,662.08	\$0.0000	\$363,662.08	\$33.4561	\$0.0000	\$33.4561	\$0.0000	\$0.0000	\$0.0000	\$33.4561
3.	Big Bend	Central	Big Bend	05/08/01	F02	11,006.52	\$33.4561	368,234.86	\$0.0000	\$368,234.86	\$33.4561	\$0.0000	\$33.4561	\$0.0000	\$0.0000	\$0.0000	\$33.4561
4.	Big Bend	Central	Big Bend	05/17/01	F02	9,778.95	\$33.6224	328,791.63	\$0.0000	\$328,791.63	\$33.6224	\$0.0000	\$33.6224	\$0.0000	\$0.0000	\$0.0000	\$33.6224
5.	Gannon	Central	Gannon	05/01/01	F02	354.62	\$33.2273	11,783.06	\$0.0000	\$11,783.06	\$33.2273	\$0.0000	\$33.2273	\$0.0000	\$0.0000	\$0.0000	\$33.2273
6.	Gannon	Central	Gannon	05/04/01	F02	484.53	\$33.2269	16,099.45	\$0.0000	\$16,099.45	\$33.2269	\$0.0000	\$33.2269	\$0.0000	\$0.0000	\$0.0000	\$33.2269
7.	Gannon	Central	Gannon	05/07/01	F02	530.95	\$33.4562	17,763.58	\$0.0000	\$17,763.58	\$33.4562	\$0.0000	\$33.4562	\$0.0000	\$0.0000	\$0.0000	\$33.4562
8.	Gannon	Central	Gannon	05/11/01	F02	130.98	\$33.4551	4,381.95	\$0.0000	\$4,381.95	\$33.4551	\$0.0000	\$33.4551	\$0.0000	\$0.0000	\$0.0000	\$33.4551
9.	Gannon	Central	Gannon	05/14/01	F02	177.76	\$33.6227	5,976.78	\$0.0000	\$5,976.78	\$33.6227	\$0.0000	\$33.6227	\$0.0000	\$0.0000	\$0.0000	\$33.6227
10.	Gannon	Central	Gannon	05/15/01	F02	344.41	\$33.6219	11,579.71	\$0.0000	\$11,579.71	\$33.6219	\$0.0000	\$33.6219	\$0.0000	\$0.0000	\$0.0000	\$33.6219
11.	Gannon	Central	Gannon	05/16/01	F02	165.98	\$33.6216	5,580.52	\$0.0000	\$5,580.52	\$33.6216	\$0.0000	\$33.6216	\$0.0000	\$0.0000	\$0.0000	\$33.6216
12.	Gannon	Central	Gannon	05/18/01	F02	164.31	\$33.6223	5,524.48	\$0.0000	\$5,524.48	\$33.6223	\$0.0000	\$33.6223	\$0.0000	\$0.0000	\$0.0000	\$33.6223
13.	Gannon	Central	Gannon	05/21/01	F02	708.83	\$34.3086	24,318.98	\$0.0000	\$24,318.98	\$34.3086	\$0.0000	\$34.3086	\$0.0000	\$0.0000	\$0.0000	\$34.3086
14.	Gannon	Central	Gannon	05/22/01	F02	355.29	\$34.3080	12,189.30	\$0.0000	\$12,189.30	\$34.3080	\$0.0000	\$34.3080	\$0.0000	\$0.0000	\$0.0000	\$34.3080
15.	Gannon	Central	Gannon	05/24/01	F02	303.86	\$34.3081	10,424.87	\$0.0000	\$10,424.87	\$34.3081	\$0.0000	\$34.3081	\$0.0000	\$0.0000	\$0.0000	\$34.3081
16.	Gannon	Central	Gannon	05/26/01	F02	887.31	\$34.3084	30,442.22	\$0.0000	\$30,442.22	\$34.3084	\$0.0000	\$34.3084	\$0.0000	\$0.0000	\$0.0000	\$34.3084
17.	Gannon	Central	Gannon	05/27/01	F02	177.62	\$35.3270	6,274.78	\$0.0000	\$6,274.78	\$35.3270	\$0.0000	\$35.3270	\$0.0000	\$0.0000	\$0.0000	\$35.3270
18.	Gannon	Central	Gannon	05/31/01	F02	504.54	\$35.3277	17,824.24	\$0.0000	\$17,824.24	\$35.3277	\$0.0000	\$35.3277	\$0.0000	\$0.0000	\$0.0000	\$35.3277
19.	Polk	BP	Polk	05/09/01	F02	886.10	\$36.4396	32,289.12	\$0.0000	\$32,289.12	\$36.4396	\$0.0000	\$36.4396	\$0.0000	\$0.0000	\$0.0000	\$36.4396
20.	Polk	BP	Polk	05/10/01	F02	532.57	\$36.5449	19,462.70	\$0.0000	\$19,462.70	\$36.5449	\$0.0000	\$36.5449	\$0.0000	\$0.0000	\$0.0000	\$36.5449
21.	Polk	BP	Polk	05/11/01	F02	355.10	\$36.5449	12,977.09	\$0.0000	\$12,977.09	\$36.5449	\$0.0000	\$36.5449	\$0.0000	\$0.0000	\$0.0000	\$36.5449
22.	Polk	BP	Polk	05/18/01	F02	176.86	\$37.6992	6,667.48	\$0.0000	\$6,667.48	\$37.6992	\$0.0000	\$37.6992	\$0.0000	\$0.0000	\$0.0000	\$37.6992
23.	Polk	BP	Polk	05/19/01	F02	530.55	\$37.6996	20,001.53	\$0.0000	\$20,001.53	\$37.6996	\$0.0000	\$37.6996	\$0.0000	\$0.0000	\$0.0000	\$37.6996
24.	Polk	BP	Polk	05/23/01	F02	1,412.68	\$38.0676	53,777.34	\$0.0000	\$53,777.34	\$38.0676	\$0.0000	\$38.0676	\$0.0000	\$0.0000	\$0.0000	\$38.0676
25.	Polk	BP	Polk	05/24/01	F02	2,654.17	\$37.6997	100,061.51	\$0.0000	\$100,061.51	\$37.6997	\$0.0000	\$37.6997	\$0.0000	\$0.0000	\$0.0000	\$37.6997

* No analysis Taken
FPSC FORM 423-1 (2/87)

** SPECIFIED CONFIDENTIAL **

MONTHLY REPORT OF COST AND QUALITY OF FUEL OIL FOR ELECTRIC PLANTS
DETAIL OF INVOICE AND TRANSPORTATION CHARGES

FPSC Form 423-1(a)

1. Reporting Month: May Year: 2001

2. Reporting Company: Tampa Electric Company

3. Name, Title & Telephone Number of Contact Person Concerning Data
Submitted on this Form: Jeffrey Chronister, Director Financial Reporting
(813) - 228 - 1609

4. Signature of Official Submitting Report: 
Jeffrey Chronister, Director Financial Reporting

5. Date Completed: July 16, 2001

Line No. (a)	Plant Name (b)	Supplier Name (c)	Delivery Location (d)	Delivery Date (e)	Type Oil (f)	Volume (Bbls) (g)	Invoice Price (\$/Bbl) (h)	Invoice Amount \$ (i)	Discount \$ (j)	Net Amount \$ (k)	Net Price (\$/Bbl) (l)	Quality Adjust. (\$/Bbl) (m)	Effective Purchase Price (\$/Bbl) (n)	Transport to Terminal (\$/Bbl) (o)	Add'l Transport Charges (\$/Bbl) (p)	Other Charges (\$/Bbl) (q)	Delivered Price (\$/Bbl) (r)
26.	Polk	BP	Polk	05/25/01	F02	1,059.29	\$37.1746	39,378.72	\$0.0000	\$39,378.72	\$37.1746	\$0.0000	\$37.1746	\$0.0000	\$0.0000	\$0.0000	\$37.1746
27.	Polk	BP	Polk	05/27/01	F02	2,474.74	\$37.1748	91,997.85	\$0.0000	\$91,997.85	\$37.1748	\$0.0000	\$37.1748	\$0.0000	\$0.0000	\$0.0000	\$37.1748
28.	Polk	BP	Polk	05/28/01	F02	4,902.16	\$37.1748	182,237.01	\$0.0000	\$182,237.01	\$37.1748	\$0.0000	\$37.1748	\$0.0000	\$0.0000	\$0.0000	\$37.1748
29.	Polk	BP	Polk	05/29/01	F02	1,942.47	\$37.0699	72,007.18	\$0.0000	\$72,007.18	\$37.0699	\$0.0000	\$37.0699	\$0.0000	\$0.0000	\$0.0000	\$37.0699
30.	Polk	BP	Polk	05/30/01	F02	1,594.67	\$37.2797	59,448.83	\$0.0000	\$59,448.83	\$37.2797	\$0.0000	\$37.2797	\$0.0000	\$0.0000	\$0.0000	\$37.2797
31.	Polk	BP	Polk	05/31/01	F02	1,236.84	\$36.7532	45,457.77	\$0.0000	\$45,457.77	\$36.7532	\$0.0000	\$36.7532	\$0.0000	\$0.0000	\$0.0000	\$36.7532
32.	Phillips	Central	Phillips	05/16/01	F02	175.43	\$34.6200	6,073.39	\$0.0000	\$6,073.39	\$34.6200	\$0.0000	\$34.6200	\$0.0000	\$0.0000	\$0.0000	\$34.6200
33.	Phillips	Central	Phillips	05/17/01	F02	177.81	\$34.6202	6,155.82	\$0.0000	\$6,155.82	\$34.6202	\$0.0000	\$34.6202	\$0.0000	\$0.0000	\$0.0000	\$34.6202
34.	Phillips	Coastal	Phillips	05/01/01	F06	771.42	\$25.4100	19,601.78	\$0.0000	\$19,601.78	\$25.4100	\$0.0000	\$25.4100	\$0.0000	\$0.0000	\$0.0000	\$25.4100
35.	Phillips	Coastal	Phillips	05/02/01	F06	1,075.02	\$25.4100	27,316.26	\$0.0000	\$27,316.26	\$25.4100	\$0.0000	\$25.4100	\$0.0000	\$0.0000	\$0.0000	\$25.4100
36.	Phillips	Coastal	Phillips	05/03/01	F06	1,060.33	\$25.4100	26,943.00	\$0.0000	\$26,943.00	\$25.4100	\$0.0000	\$25.4100	\$0.0000	\$0.0000	\$0.0000	\$25.4100
37.	Phillips	Coastal	Phillips	05/04/01	F06	902.64	\$25.4100	22,936.08	\$0.0000	\$22,936.08	\$25.4100	\$0.0000	\$25.4100	\$0.0000	\$0.0000	\$0.0000	\$25.4100
38.	Phillips	Coastal	Phillips	05/07/01	F06	751.58	\$26.0000	19,541.09	\$0.0000	\$19,541.09	\$26.0000	\$0.0000	\$26.0000	\$0.0000	\$0.0000	\$0.0000	\$26.0000
39.	Phillips	Coastal	Phillips	05/08/01	F06	758.51	\$26.0000	19,721.26	\$0.0000	\$19,721.26	\$26.0000	\$0.0000	\$26.0000	\$0.0000	\$0.0000	\$0.0000	\$26.0000
40.	Phillips	Coastal	Phillips	05/09/01	F06	770.58	\$26.0000	20,035.08	\$0.0000	\$20,035.08	\$26.0000	\$0.0000	\$26.0000	\$0.0000	\$0.0000	\$0.0000	\$26.0000
41.	Phillips	Coastal	Phillips	05/10/01	F06	751.49	\$26.0000	19,538.76	\$0.0000	\$19,538.76	\$26.0000	\$0.0000	\$26.0000	\$0.0000	\$0.0000	\$0.0000	\$26.0000
42.	Phillips	Coastal	Phillips	05/11/01	F06	609.42	\$26.0000	15,844.93	\$0.0000	\$15,844.93	\$26.0000	\$0.0000	\$26.0000	\$0.0000	\$0.0000	\$0.0000	\$26.0000
43.	Phillips	Coastal	Phillips	05/14/01	F06	764.30	\$26.5500	20,292.17	\$0.0000	\$20,292.17	\$26.5500	\$0.0000	\$26.5500	\$0.0000	\$0.0000	\$0.0000	\$26.5500
44.	Phillips	Coastal	Phillips	05/15/01	F06	1,057.48	\$26.5500	28,076.09	\$0.0000	\$28,076.09	\$26.5500	\$0.0000	\$26.5500	\$0.0000	\$0.0000	\$0.0000	\$26.5500
45.	Phillips	Coastal	Phillips	05/16/01	F06	747.91	\$26.5500	19,857.03	\$0.0000	\$19,857.03	\$26.5500	\$0.0000	\$26.5500	\$0.0000	\$0.0000	\$0.0000	\$26.5500
46.	Phillips	Coastal	Phillips	05/17/01	F06	1,054.77	\$26.5500	28,004.15	\$0.0000	\$28,004.15	\$26.5500	\$0.0000	\$26.5500	\$0.0000	\$0.0000	\$0.0000	\$26.5500
47.	Phillips	Coastal	Phillips	05/18/01	F06	905.78	\$26.5500	24,048.45	\$0.0000	\$24,048.45	\$26.5500	\$0.0000	\$26.5500	\$0.0000	\$0.0000	\$0.0000	\$26.5500
48.	Phillips	Coastal	Phillips	05/21/01	F06	610.67	\$26.6700	16,286.56	\$0.0000	\$16,286.56	\$26.6700	\$0.0000	\$26.6700	\$0.0000	\$0.0000	\$0.0000	\$26.6700
49.	Phillips	Coastal	Phillips	05/22/01	F06	1,234.53	\$26.6700	32,924.92	\$0.0000	\$32,924.92	\$26.6700	\$0.0000	\$26.6700	\$0.0000	\$0.0000	\$0.0000	\$26.6700
50.	Phillips	Coastal	Phillips	05/24/01	F06	919.64	\$26.6700	24,526.80	\$0.0000	\$24,526.80	\$26.6700	\$0.0000	\$26.6700	\$0.0000	\$0.0000	\$0.0000	\$26.6700

* No analysis Taken
FPSC FORM 423-1(a) (2/87)

CONFIDENTIAL

** SPECIFIED CONFIDENTIAL **


MONTHLY REPORT OF COST AND QUALITY OF FUEL OIL FOR ELECTRIC PLANTS
DETAIL OF INVOICE AND TRANSPORTATION CHARGES

1. Reporting Month: May Year: 2001

2. Reporting Company: Tampa Electric Company

3. Name, Title & Telephone Number of Contact Person Concerning Data
Submitted on this Form: Jeffrey Chronister, Director Financial Reporting
(813) - 228 - 1609

4. Signature of Official Submitting Report:


Jeffrey Chronister, Director Financial Reporting

5. Date Completed: July 16, 2001

Line No. (a)	Plant Name (b)	Supplier Name (c)	Delivery Location (d)	Delivery Date (e)	Type Oil (f)	Volume (Bbls) (g)	Invoice Price (\$/Bbl) (h)	Invoice Amount \$ (i)	Discount \$ (j)	Net Amount \$ (k)	Net Price (\$/Bbl) (l)	Quality Adjust. (\$/Bbl) (m)	Effective Purchase Price (\$/Bbl) (n)	Transport to Terminal (\$/Bbl) (o)	Add'l Transport Charges (\$/Bbl) (p)	Other Charges (\$/Bbl) (q)	Delivered Price (\$/Bbl) (r)
51.	Phillips	Coastal	Phillips	05/25/01	F06	607.50	\$26.6700	16,202.01	\$0.0000	\$16,202.01	\$26.6700	\$0.0000	\$26.6700	\$0.0000	\$0.0000	\$0.0000	\$26.6700
52.	Phillips	Coastal	Phillips	05/29/01	F06	914.16	\$26.6400	24,353.23	\$0.0000	\$24,353.23	\$26.6400	\$0.0000	\$26.6400	\$0.0000	\$0.0000	\$0.0000	\$26.6400
53.	Phillips	Coastal	Phillips	05/30/01	F06	931.01	\$26.6400	24,802.10	\$0.0000	\$24,802.10	\$26.6400	\$0.0000	\$26.6400	\$0.0000	\$0.0000	\$0.0000	\$26.6400
54.	Phillips	Coastal	Phillips	05/31/01	F06	451.71	\$26.6400	12,033.55	\$0.0000	\$12,033.55	\$26.6400	\$0.0000	\$26.6400	\$0.0000	\$0.0000	\$0.0000	\$26.6400

* No analysis taken.
FPSC FORM 423-1 (2/87)


CONFIDENTIAL

MONTHLY REPORT OF COST AND QUALITY OF FUEL OIL FOR ELECTRIC PLANTS
REPORT OF ADJUSTMENTS TO PREVIOUS OIL DELIVERIES

1. Reporting Month: May Year: 2001

2. Reporting Company: Tampa Electric Company

3. Name, Title & Telephone Number of Contact Person Concerning Data
Submitted on this Form: Jeffrey Chronister, Director Financial Reporting
(813) - 228 - 1609

4. Signature of Official Submitting Report: 
Jeffrey Chronister, Director Financial Reporting

5. Date Completed: July 16, 2001

Line No. (a)	Plant Name (b)	Supplier Name (c)	Shipping Point (d)	Purchase Type (e)	Delivery Location (f)	Delivery Date (g)	Type Oil (h)	Sulfur Content % (i)	BTU Content (BTU/Gal) (j)	Volume (Bbls) (k)	Delivered Price (\$/Bbl) (l)
1.	None										

** SPECIFIED CONFIDENTIAL **

FPSC Form 423-2

MONTHLY REPORT OF COST AND QUALITY OF COAL FOR ELECTRIC PLANTS
ORIGIN, TONNAGE, DELIVERED PRICE AND AS RECEIVED QUALITY

1. Reporting Month: May Year: 2001

2. Reporting Company: Tampa Electric Company

3. Plant Name: Electro-Coal Transfer Facility - Big Bend Station (1)

4. Name, Title & Telephone Number of Contact Person Concerning Data
Submitted on this Form: Jeffrey Chronister, Director Financial Reporting
(813) 228 - 1609

5. Signature of Official Submitting Form: 
Jeffrey Chronister, Director Financial Reporting

6. Date Completed: July 16, 2001

Line No. (a)	Supplier Name (b)	Mine Location (c)	Purchase Type (d)	Transport Mode (e)	Tons (f)	Effective Purchase Price (\$/Ton) (g)	Total Transport Charges (\$/Ton) (h)	Delivered Price Transfer Facility (\$/Ton) (i)	As Received Coal Quality			
									Sulfur Content % (j)	BTU Content (BTU/lb) (k)	Ash Content % (l)	Moisture Content % (m)
1.	Zeigler Coal	10,IL,145,157	LTC	RB	99,215.00	\$47.234	\$0.000	\$47.234	2.83	11,016	8.78	13.37
2.	Oxbow Carbon and Minerals	N/A	S	RB	14,230.10	\$19.410	\$0.000	\$19.410	4.07	13,663	0.46	10.70
3.	Black Beauty	11,IN,51	S	RB	88,864.37	\$23.130	\$8.150	\$31.280	3.27	11,338	8.96	12.78
4.	Peabody Development	10,KY,101,225	S	RB	47,752.30	\$22.680	\$9.640	\$32.320	2.60	11,122	8.78	13.63
5.	Peabody Development	10,IL,059,165	LTC	RB	32,052.50	\$25.460	\$7.600	\$33.060	2.85	12,358	9.65	7.43
6.	Peabody Development	10,IL,059,165	S	RB	25,836.20	\$24.650	\$7.600	\$32.250	2.97	12,468	9.80	6.92
7.	Peabody Development	10,IL,165	LTC	RB	21,727.40	\$30.850	\$7.950	\$38.800	2.66	12,276	7.97	9.11
8.	Peabody Development	10,IL,165	LTC	RB	9,145.00	\$30.850	\$7.600	\$38.450	2.66	12,276	7.97	9.11

(1) As Electro-Coal Transfer Facility is a central storage site for coal prior to its delivery to the power plant, the coal from suppliers noted on this schedule is usually delivered to Big Bend Station but could ultimately be delivered to Gannon Station or Polk Station.


** SPECIFIED CONFIDENTIAL **

FPSC Form 423-2(a)

MONTHLY REPORT OF COST AND QUALITY OF COAL FOR ELECTRIC PLANTS
DETAILED PURCHASED COAL INVOICE INFORMATION

- 1. Reporting Month: May Year: 2001
- 2. Reporting Company: Tampa Electric Company
- 3. Plant Name: Electro-Coal Transfer Facility - Big Bend Station (1)

4. Name, Title & Telephone Number of Contact Person Concerning Data
Submitted on this Form: Jeffrey Chronister, Director Financial Reporting
(813) - 228 - 1609

5. Signature of Official Submitting Form: 
Jeffrey Chronister, Director Financial Reporting

6. Date Completed: July 16, 2001

Line No. (a)	Supplier Name (b)	Mine Location (c)	Purchase Type (d)	Tons (e)	F.O.B.(2) Mine Price (\$/Ton) (f)	Shorthaul & Loading Charges (\$/Ton) (g)	Original Invoice Price (\$/Ton) (h)	Retro- active Price Adjustments (\$/Ton) (i)	Base Price (\$/Ton) (j)	Quality Adjust- ments (\$/Ton) (k)	Effective Purchase Price (\$/Ton) (l)
1.	Zeigler Coal	10,IL,145,157	LTC	99,215.00	N/A	\$0.000	\$47.234	\$0.000	\$47.234	\$0.000	\$47.234
2.	Oxbow Carbon and Minerals	N/A	S	14,230.10	N/A	\$0.000	\$19.410	\$0.000	\$19.410	\$0.000	\$19.410
3.	Black Beauty	11,IN,51	S	88,864.37	N/A	\$0.000	\$23.130	\$0.000	\$23.130	\$0.000	\$23.130
4.	Peabody Development	10,KY,101,225	S	47,752.30	N/A	\$0.000	\$22.680	\$0.000	\$22.680	\$0.000	\$22.680
5.	Peabody Development	10,IL,059,165	LTC	32,052.50	N/A	\$0.000	\$25.460	\$0.000	\$25.460	\$0.000	\$25.460
6.	Peabody Development	10,IL,059,165	S	25,836.20	N/A	\$0.000	\$24.650	\$0.000	\$24.650	\$0.000	\$24.650
7.	Peabody Development	10,IL,165	LTC	21,727.40	N/A	\$0.000	\$30.850	\$0.000	\$30.850	\$0.000	\$30.850
8.	Peabody Development	10,IL,165	LTC	9,145.00	N/A	\$0.000	\$30.850	\$0.000	\$30.850	\$0.000	\$30.850

(1) As Electro-Coal Transfer Facility is a central storage site for coal prior to its delivery to the power plant, the coal from suppliers noted on this schedule is usually delivered to Big Bend Station but could ultimately be delivered to Gannon Station or Polk Station.

(2) Tampa Electric purchases coal F.O.B. shipping point or F.O.B. destination.

FPSC FORM 423-2(a) (2/87)

CONFIDENTIAL

**** SPECIFIED CONFIDENTIAL ****


FPSC Form 423-2(b)

**MONTHLY REPORT OF COST AND QUALITY OF COAL FOR ELECTRIC PLANTS
DETAIL OF TRANSPORTATION CHARGES**

- 1. Reporting Month: May Year: 2001
- 2. Reporting Company: Tampa Electric Company
- 3. Plant Name: Electro-Coal Transfer Facility - Big Bend Station (1)

4. Name, Title & Telephone Number of Contact Person Concerning Data
Submitted on this Form: Jeffrey Chronister, Director Financial Reporting
(813) 228 - 1609

5. Signature of Official Submitting Form:



Jeffrey Chronister, Director Financial Reporting

6. Date Completed: July 16, 2001

Line No. (a)	Supplier Name (b)	Mine Location (c)	Shipping Point (d)	Transport Mode (e)	Tons (f)	(2) Effective Purchase Price (\$/Ton) (g)	Add'l Shorthaul & Loading Charges (\$/Ton) (h)	Rail Charges		Waterborne Charges					Total Transportation Charges (\$/Ton) (p)	Delivered Price Transfer Facility (\$/Ton) (q)
								Rail Rate (\$/Ton) (i)	Other Rail Charges (\$/Ton) (j)	River Barge Rate (\$/Ton) (k)	Trans-loading Rate (\$/Ton) (l)	Ocean Barge Rate (\$/Ton) (m)	Other Water Charges (\$/Ton) (n)	Other Related Charges (\$/Ton) (o)		
1.	Zeigler Coal	10,IL,145,157	Randolph & Perry Cnty, IL	RB	99,215.00	\$47.234	\$0.000	\$0.000	\$0.000	\$0.000	\$0.000	\$0.000	\$0.000	\$0.000	\$0.000	\$47.234
2.	Oxbow Carbon and Minerals	N/A	N/A	RB	14,230.10	\$19.410	\$0.000	\$0.000	\$0.000	\$0.000	\$0.000	\$0.000	\$0.000	\$0.000	\$0.000	\$19.410
3.	Black Beauty	11,IN,51	Gibson Cnty, IN	RB	88,864.37	\$23.130	\$0.000	\$0.000	\$0.000	\$8.150	\$0.000	\$0.000	\$0.000	\$0.000	\$8.150	\$31.280
4.	Peabody Development	10,KY,101,225	Henderson & Union Cnty, KY	RB	47,752.30	\$22.680	\$0.000	\$0.000	\$0.000	\$9.640	\$0.000	\$0.000	\$0.000	\$0.000	\$9.640	\$32.320
5.	Peabody Development	10,IL,059,165	Gallatin & Saline Cnty, IL	RB	32,052.50	\$25.460	\$0.000	\$0.000	\$0.000	\$7.600	\$0.000	\$0.000	\$0.000	\$0.000	\$7.600	\$33.060
6.	Peabody Development	10,IL,059,165	Gallatin & Saline Cnty, IL	RB	25,836.20	\$24.650	\$0.000	\$0.000	\$0.000	\$7.600	\$0.000	\$0.000	\$0.000	\$0.000	\$7.600	\$32.250
7.	Peabody Development	10,IL,165	Saline Cnty, IL	RB	21,727.40	\$30.850	\$0.000	\$0.000	\$0.000	\$7.950	\$0.000	\$0.000	\$0.000	\$0.000	\$7.950	\$38.800
8.	Peabody Development	10,IL,165	Saline Cnty, IL	RB	9,145.00	\$30.850	\$0.000	\$0.000	\$0.000	\$7.600	\$0.000	\$0.000	\$0.000	\$0.000	\$7.600	\$38.450

(1) As Electro-Coal Transfer Facility is a central storage site for coal prior to its delivery to the power plant, the coal from suppliers noted on this schedule is usually delivered to Big Bend Station but could ultimately be delivered to Gannon Station or Polk Station.
(2) Tampa Electric purchases coal F.O.B. shipping point or F.O.B. destination.

CONFIDENTIAL

** SPECIFIED CONFIDENTIAL **

PSC Form 423-2

MONTHLY REPORT OF COST AND QUALITY OF COAL FOR ELECTRIC PLANTS
ORIGIN, TONNAGE, DELIVERED PRICE AND AS RECEIVED QUALITY


Reporting Month: May Year: 2001

Reporting Company: Tampa Electric Company

Plant Name: Electro-Coal Transfer Facility - Gannon Station (1)

4. Name, Title & Telephone Number of Contact Person Concerning Data
Submitted on this Form: Jeffrey Chronister, Director Financial Reporting
(813) 228 - 1609

5. Signature of Official Submitting Form:


Jeffrey Chronister, Director Financial Reporting

6. Date Completed: July 16, 2001

Line No. (a)	Supplier Name (b)	Mine Location (c)	Purchase Type (d)	Transport Mode (e)	Tons (f)	Effective Purchase Price (\$/Ton) (g)	Total Transport Charges (\$/Ton) (h)	Delivered Price Transfer Facility (\$/Ton) (i)	As Received Coal Quality			
									Sulfur Content % (j)	BTU Content (BTU/lb) (k)	Ash Content % (l)	Moisture Content % (m)
1.	Sugar Camp	10,IL,059,165	LTC	RB	47,119.30	\$26.202	\$7.600	\$33.802	2.79	12,573	9.20	7.02
2.	Sugar Camp	10,IL,059,165	S	RB	69,663.10	\$25.844	\$7.950	\$33.794	3.39	11,917	11.38	7.28
3.	Jader Fuel Co	10,IL,165	LTC	RB	5,050.10	\$26.000	\$7.600	\$33.600	3.09	12,688	10.59	5.13
4.	Jader Fuel Co	10,IL,165	LTC	RB	14,280.70	\$24.550	\$7.600	\$32.150	3.10	12,588	11.10	5.42
5.	American Coal	10,IL,165	LTC	RB	54,886.00	\$28.270	\$5.790	\$34.060	1.27	12,089	6.54	11.40
6.	Triton	19,WY,005	S	RB	92,006.00	\$8.500	\$17.780	\$26.280	0.23	8,712	4.54	28.13
7.	Lodestar	9,KY,225	S	RB	34,570.00	\$28.000	\$7.600	\$35.600	1.59	11,965	12.21	7.21

(1) As Electro-Coal Transfer Facility is a central storage site for coal prior to its delivery to the power plant, the coal from suppliers noted on this schedule is usually delivered to Gannon Station but could ultimately be delivered to Big Bend Station or Polk Station.

**** SPECIFIED CONFIDENTIAL ****

PSC Form 423-2(a)

**MONTHLY REPORT OF COST AND QUALITY OF COAL FOR ELECTRIC PLANTS
DETAILED PURCHASED COAL INVOICE INFORMATION**

Reporting Month: May Year: 2001

Reporting Company: Tampa Electric Company

Plant Name: Electro-Coal Transfer Facility - Gannon Station (1)

4. Name, Title & Telephone Number of Contact Person Concerning Data
Submitted on this Form: Jeffrey Chronister, Director Financial Reporting
(813) 228 - 1609

5. Signature of Official Submitting Form: 
Jeffrey Chronister, Director Financial Reporting

6. Date Completed: July 16, 2001

Line No. (a)	Supplier Name (b)	Mine Location (c)	Purchase Type (d)	Tons (e)	F.O.B.(2) Mine Price (\$/Ton) (f)	Shorthaul & Loading Charges (\$/Ton) (g)	Original Invoice Price (\$/Ton) (h)	Retro-active Price Adjustments (\$/Ton) (i)	Base Price (\$/Ton) (j)	Quality Adjustments (\$/Ton) (k)	Effective Purchase Price (\$/Ton) (l)
1.	Sugar Camp	10,IL,059,165	LTC	47,119.30	N/A	\$0.000	\$26.360	(\$0.158)	\$26.202	\$0.000	\$26.202
2.	Sugar Camp	10,IL,059,165	S	69,663.10	N/A	\$0.000	\$26.000	(\$0.156)	\$25.844	\$0.000	\$25.844
3.	Jader Fuel Co	10,IL,165	LTC	5,050.10	N/A	\$0.000	\$26.150	(\$0.150)	\$26.000	\$0.000	\$26.000
4.	Jader Fuel Co	10,IL,165	LTC	14,280.70	N/A	\$0.000	\$24.700	(\$0.150)	\$24.550	\$0.000	\$24.550
5.	American Coal	10,IL,165	LTC	54,886.00	N/A	\$0.000	\$28.270	\$0.000	\$28.270	\$0.000	\$28.270
6.	Triton	19,WY,005	S	92,006.00	N/A	\$0.000	\$8.500	\$0.000	\$8.500	\$0.000	\$8.500
7.	Lodestar	9,KY,225	S	34,570.00	N/A	\$0.000	\$28.000	\$0.000	\$28.000	\$0.000	\$28.000

(1) As Electro-Coal Transfer Facility is a central storage site for coal prior to its delivery to the power plant, the coal from suppliers noted on this schedule is usually delivered to Gannon Station but could ultimately be delivered to Big Bend Station or Polk Station.

(2) Tampa Electric purchases coal F.O.B. shipping point or F.O.B. destination.

** SPECIFIED CONFIDENTIAL **

FPSC Form 423-2(b)

MONTHLY REPORT OF COST AND QUALITY OF COAL FOR ELECTRIC PLANTS
DETAIL OF TRANSPORTATION CHARGES


1. Reporting Month: May Year: 2001

2. Reporting Company: Tampa Electric Company

3. Plant Name: Electro-Coal Transfer Facility - Gannon Station (1)

4. Name, Title & Telephone Number of Contact Person Concerning Data
Submitted on this Form: Jeffrey Chronister, Director Financial Reporting
(813) 228 - 1609

5. Signature of Official Submitting Form:


Jeffrey Chronister, Director Financial Reporting

6. Date Completed: July 16, 2001

Line No. (a)	Supplier Name (b)	Mine Location (c)	Shipping Point (d)	Transport Mode (e)	Tons (f)	(2) Effective Purchase Price (\$/Ton) (g)	Add'l Shorthaul & Loading Charges (\$/Ton) (h)	Rail Charges		Waterborne Charges					Total Transportation Charges (\$/Ton) (p)	Delivered Price Transfer Facility (\$/Ton) (q)
								Rail Rate (\$/Ton) (i)	Other Rail Charges (\$/Ton) (j)	River Barge Rate (\$/Ton) (k)	Trans-loading Rate (\$/Ton) (l)	Ocean Barge Rate (\$/Ton) (m)	Other Water Charges (\$/Ton) (n)	Other Related Charges (\$/Ton) (o)		
1.	Sugar Camp	10,IL,059,165	Gallatin & Saline Cnty, IL	RB	47,119.30	\$26.202	\$0.000	\$0.000	\$0.000	\$7.600	\$0.000	\$0.000	\$0.000	\$0.000	\$7.600	\$33.802
2.	Sugar Camp	10,IL,059,165	Gallatin & Saline Cnty, IL	RB	69,663.10	\$25.844	\$0.000	\$0.000	\$0.000	\$7.950	\$0.000	\$0.000	\$0.000	\$0.000	\$7.950	\$33.794
3.	Jader Fuel Co	10,IL,165	Saline Cnty, IL	RB	5,050.10	\$26.000	\$0.000	\$0.000	\$0.000	\$7.600	\$0.000	\$0.000	\$0.000	\$0.000	\$7.600	\$33.600
4.	Jader Fuel Co	10,IL,165	Saline Cnty, IL	RB	14,280.70	\$24.550	\$0.000	\$0.000	\$0.000	\$7.600	\$0.000	\$0.000	\$0.000	\$0.000	\$7.600	\$32.150
5.	American Coal	10,IL,165	Saline Cnty, IL	RB	54,886.00	\$28.270	\$0.000	\$0.000	\$0.000	\$5.790	\$0.000	\$0.000	\$0.000	\$0.000	\$5.790	\$34.060
6.	Triton	19,WY,005	Campbell Cnty, WY	RB	92,006.00	\$8.500	\$0.000	\$11.990	\$0.000	\$5.790	\$0.000	\$0.000	\$0.000	\$0.000	\$17.780	\$26.280
7.	Lodestar	9,KY,225	Union Cnty, KY	RB	34,570.00	\$28.000	\$0.000	\$0.000	\$0.000	\$7.600	\$0.000	\$0.000	\$0.000	\$0.000	\$7.600	\$35.600

(1) As Electro-Coal Transfer Facility is a central storage site for coal prior to its delivery to the power plant, the coal from suppliers noted on this schedule is usually delivered to Gannon Station but could ultimately be delivered to Big Bend Station or Polk Station.

(2) Tampa Electric purchases coal F.O.B. shipping point or F.O.B. destination.

FPSC FORM 423-2(b) (2/87)

CONFIDENTIAL

** SPECIFIED CONFIDENTIAL **

FPSC Form 423-2

MONTHLY REPORT OF COST AND QUALITY OF COAL FOR ELECTRIC PLANTS
ORIGIN, TONNAGE, DELIVERED PRICE AND AS RECEIVED QUALITY

1. Reporting Month: May Year: 2001

2. Reporting Company: Tampa Electric Company

3. Plant Name: Electro-Coal Transfer Facility - Polk Station (1)

4. Name, Title & Telephone Number of Contact Person Concerning Data
Submitted on this Form: Jeffrey Chronister, Director Financial Reporting
(813) 228 - 1609

5. Signature of Official Submitting Form: 
Jeffrey Chronister, Director Financial Reporting

6. Date Completed: July 16, 2001

Line No.	Supplier Name	Mine Location	Purchase Type	Transport Mode	Tons	Effective Purchase Price (\$/Ton)	Total Transport Charges (\$/Ton)	Delivered Price Transfer Facility (\$/Ton)	As Received Coal Quality			
									Sulfur Content %	BTU Content (BTU/lb)	Ash Content %	Moisture Content %
(a)	(b)	(c)	(d)	(e)	(f)	(g)	(h)	(i)	(j)	(k)	(l)	(m)
1.	None											

(1) As Electro-Coal Transfer Facility is a central storage site for coal prior to its delivery to the power plant, the coal from suppliers noted on this schedule is usually delivered to Polk Station but could ultimately be delivered to Big Bend Station or Gannon Station.

** SPECIFIED CONFIDENTIAL **

FPSC Form 423-2(a)

MONTHLY REPORT OF COST AND QUALITY OF COAL FOR ELECTRIC PLANTS
DETAILED PURCHASED COAL INVOICE INFORMATION


1. Reporting Month: May Year: 2001

2. Reporting Company: Tampa Electric Company

3. Plant Name: Electro-Coal Transfer Facility - Polk Station (1)

4. Name, Title & Telephone Number of Contact Person Concerning Data
Submitted on this Form: Jeffrey Chronister, Director Financial Reporting
(813) - 228 - 1609

5. Signature of Official Submitting Form:


Jeffrey Chronister, Director Financial Reporting

6. Date Completed: July 16, 2001

Line No. (a)	Supplier Name (b)	Mine Location (c)	Purchase Type (d)	Tons (e)	F.O.B.(2) Mine Price (\$/Ton) (f)	Shorthaul & Loading Charges (\$/Ton) (g)	Original Invoice Price (\$/Ton) (h)	Retro-active Price Adjustments (\$/Ton) (i)	Base Price (\$/Ton) (j)	Quality Adjustments (\$/Ton) (k)	Effective Purchase Price (\$/Ton) (l)
1.	None										


(1) As Electro-Coal Transfer Facility is a central storage site for coal prior to its delivery to the power plant, the coal from suppliers noted on this schedule is usually delivered to Polk Station but could ultimately be delivered to Big Bend Station or Gannon Station.

(2) Tampa Electric purchases coal F.O.B. shipping point or F.O.B. destination.

**** SPECIFIED CONFIDENTIAL ****

**MONTHLY REPORT OF COST AND QUALITY OF COAL FOR ELECTRIC PLANTS
DETAIL OF TRANSPORTATION CHARGES**

1. Reporting Month: May Year: 2001
 2. Reporting Company: Tampa Electric Company
 3. Plant Name: Electro-Coal Transfer Facility - Polk Station (1)

4. Name, Title & Telephone Number of Contact Person Concerning Data
 Submitted on this Form: Jeffrey Chronister, Director Financial Reporting
 (813) 228 - 1609
 5. Signature of Official Submitting Form: 
 Jeffrey Chronister, Director Financial Reporting
 6. Date Completed: July 16, 2001

Line No. (a)	Supplier Name (b)	Mine Location (c)	Shipping Point (d)	Transport Mode (e)	Tons (f)	Rail Charges				Waterborne Charges				Total Transportation Charges (p)	Delivered Price Transfer Facility (q)
						(2) Effective Purchase Price (\$/Ton) (g)	Add'l Shorthaul & Loading Charges (\$/Ton) (h)	Rail Rate (\$/Ton) (i)	Other Rail Charges (\$/Ton) (j)	River Barge Rate (\$/Ton) (k)	Trans-loading Rate (\$/Ton) (l)	Ocean Barge Rate (\$/Ton) (m)	Other Water Charges (\$/Ton) (n)		
1.	None														

(1) As Electro-Coal Transfer Facility is a central storage site for coal prior to its delivery to the power plant, the coal from suppliers noted on this schedule is usually delivered to Polk Station but could ultimately be delivered to Big Bend Station or Gannon Station.
 (2) Tampa Electric purchases coal F.O.B. shipping point or F.O.B. destination.

** SPECIFIED CONFIDENTIAL **

FPSC Form 423-2

MONTHLY REPORT OF COST AND QUALITY OF COAL FOR ELECTRIC PLANTS
ORIGIN, TONNAGE, DELIVERED PRICE AND AS RECEIVED QUALITY

1. Reporting Month: May Year: 2001

2. Reporting Company: Tampa Electric Company

3. Plant Name: Big Bend Station

4. Name, Title & Telephone Number of Contact Person Concerning Data
Submitted on this Form: Jeffrey Chronister, Director Financial Reporting
(813) 228 - 1609

5. Signature of Official Submitting Form: 
Jeffrey Chronister, Director Financial Reporting

6. Date Completed: July 16, 2001

Line No. (a)	Supplier Name (b)	Mine Location (c)	Purchase Type (d)	Transport Mode (e)	Tons (f)	Effective Purchase Price (\$/Ton) (g)	Total Transport Charges (\$/Ton) (h)	FOB Plant Price (\$/Ton) (i)	As Received Coal Quality			
									Sulfur Content % (j)	BTU Content (BTU/lb) (k)	Ash Content % (l)	Moisture Content % (m)
1.	Transfer Facility	N/A	N/A	OB	401,680.00	\$35.694	\$10.103	\$45.797	3.21	12,076	9.60	8.37

CONFIDENTIAL

** SPECIFIED CONFIDENTIAL **

FPSC Form 423-2(a)

MONTHLY REPORT OF COST AND QUALITY OF COAL FOR ELECTRIC PLANTS
DETAILED PURCHASED COAL INVOICE INFORMATION

1. Reporting Month: May Year: 2001

2. Reporting Company: Tampa Electric Company

3. Plant Name: Big Bend Station

4. Name, Title & Telephone Number of Contact Person Concerning Data
Submitted on this Form: Jeffrey Chronister, Director Financial Reporting
(813) 228 - 1609

5. Signature of Official Submitting Form: 
Jeffrey Chronister, Director Financial Reporting

6. Date Completed: July 16, 2001

Line No. (a)	Supplier Name (b)	Mine Location (c)	Purchase Type (d)	Tons (e)	F.O.B. Mine Price (\$/Ton) (f)	Shorthaul & Loading Charges (\$/Ton) (g)	Original Invoice Price (\$/Ton) (h)	Retro-active Price Adjustments (\$/Ton) (i)	Base Price (\$/Ton) (j)	Quality Adjustments (\$/Ton) (k)	Effective Purchase Price (\$/Ton) (l)
1.	Transfer Facility	N/A	N/A	401,680.00	N/A	\$0.000	\$35.694	\$0.000	\$35.694	\$0.000	\$35.694

FPSC FORM 423-2(a) (2/87)

CONFIDENTIAL

** SPECIFIED CONFIDENTIAL **

FPSC Form 423-2(b)

MONTHLY REPORT OF COST AND QUALITY OF COAL FOR ELECTRIC PLANTS
DETAIL OF TRANSPORTATION CHARGES


1. Reporting Month: May Year: 2001

2. Reporting Company: Tampa Electric Company

3. Plant Name: Big Bend Station

4. Name, Title & Telephone Number of Contact Person Concerning Data
Submitted on this Form: Jeffrey Chronister, Director Financial Reporting
(813) 228 - 1609

5. Signature of Official Submitting Form:



Jeffrey Chronister, Director Financial Reporting

6. Date Completed: July 16, 2001

Line No. (a)	Supplier Name (b)	Mine Location (c)	Shipping Point (d)	Transport Mode (e)	Tons (f)	Effective Purchase Price (\$/Ton) (g)	Add'l Shorthaul & Loading Charges (\$/Ton) (h)	Rail Charges		Waterborne Charges					Total Transportation Charges (\$/Ton) (p)	FOB Plant Price (\$/Ton) (q)
								Rail Rate (\$/Ton) (i)	Other Rail Charges (\$/Ton) (j)	River Barge Rate (\$/Ton) (k)	Trans-loading Rate (\$/Ton) (l)	Ocean Barge Rate (\$/Ton) (m)	Other Water Charges (\$/Ton) (n)	Other Related Charges (\$/Ton) (o)		
1.	Transfer Facility	N/A	Davant, La	OB	401,680.00	\$35.694	\$0.000	\$0.000	\$0.000	\$0.000	\$0.000	\$0.000	\$0.000	\$0.000	\$10.103	\$45.797

FPSC FORM 423-2(b) (2/87)

CONFIDENTIAL

** SPECIFIED CONFIDENTIAL **

FPSC Form 423-2

MONTHLY REPORT OF COST AND QUALITY OF COAL FOR ELECTRIC PLANTS
ORIGIN, TONNAGE, DELIVERED PRICE AND AS RECEIVED QUALITY

- 1. Reporting Month: May Year: 2001
- 2. Reporting Company: Tampa Electric Company
- 3. Plant Name: Gannon Station

4. Name, Title & Telephone Number of Contact Person Concerning Data
Submitted on this Form: Jeffrey Chronister, Director Financial Reporting
(813) 228 - 1609

5. Signature of Official Submitting Form:


Jeffrey Chronister, Director Financial Reporting

6. Date Completed: July 16, 2001

Line No. (a)	Supplier Name (b)	Mine Location (c)	Purchase Type (d)	Transport Mode (e)	Tons (f)	Effective Purchase Price (\$/Ton) (g)	Total Transport Charges (\$/Ton) (h)	FOB Plant Price (\$/Ton) (i)	As Received Coal Quality			
									Sulfur Content % (j)	BTU Content (BTU/lb) (k)	Ash Content % (l)	Moisture Content % (m)
1.	Transfer Facility	N/A	N/A	OB	172,295.00	\$31.743	\$10.098	\$41.841	1.03	11,356	6.91	13.57
2.	Consol of Kentucky	9,KY,225	S	UR	35,446.00	\$22.000	\$16.350	\$38.350	1.18	12,773	9.20	5.75
3.	Teco Coal	8,KY,195,133	S	UR	8,988.00	\$37.600	\$16.350	\$53.950	1.03	12,545	7.99	8.20

FPSC FORM 423-2 (2/87)

CONFIDENTIAL

** SPECIFIED CONFIDENTIAL **

FPSC Form 423-2(a)

MONTHLY REPORT OF COST AND QUALITY OF COAL FOR ELECTRIC PLANTS
DETAILED PURCHASED COAL INVOICE INFORMATION

1. Reporting Month: May Year: 2001

2. Reporting Company: Tampa Electric Company

3. Plant Name: Gannon Station

4. Name, Title & Telephone Number of Contact Person Concerning Data
Submitted on this Form: Jeffrey Chronister, Director Financial Reporting
(813) 228 - 1609

5. Signature of Official Submitting Form: 
Jeffrey Chronister, Director Financial Reporting

6. Date Completed: July 16, 2001

Line No. (a)	Supplier Name (b)	Mine Location (c)	Purchase Type (d)	Tons (e)	F.O.B. Mine Price (\$/Ton) (f)	Shorthaul & Loading Charges (\$/Ton) (g)	Original Invoice Price (\$/Ton) (h)	Retro-active Price Adjustments (\$/Ton) (i)	Base Price (\$/Ton) (j)	Quality Adjustments (\$/Ton) (k)	Effective Purchase Price (\$/Ton) (l)
1.	Transfer Facility	N/A	N/A	172,295.00	N/A	\$0.000	\$31.743	\$0.000	\$31.743	\$0.000	\$31.743
2.	Consol of Kentucky	9,KY,225	S	35,446.00	N/A	\$0.000	\$22.000	\$0.000	\$22.000	\$0.000	\$22.000
3.	Teco Coal	8,KY,195,133	S	8,988.00	N/A	\$0.000	\$37.600	\$0.000	\$37.600	\$0.000	\$37.600

FPSC FORM 423-2(a) (2/87)

CONFIDENTIAL

**** SPECIFIED CONFIDENTIAL ****

FPSC Form 423-2(b)

**MONTHLY REPORT OF COST AND QUALITY OF COAL FOR ELECTRIC PLANTS
DETAIL OF TRANSPORTATION CHARGES**


1. Reporting Month: May Year: 2001

2. Reporting Company: Tampa Electric Company

3. Plant Name: Gannon Station

4. Name, Title & Telephone Number of Contact Person Concerning Data Submitted on this Form: Jeffrey Chronister, Director Financial Reporting (813) 228 - 1609

5. Signature of Official Submitting Form:



Jeffrey Chronister, Director Financial Reporting

6. Date Completed: July 16, 2001

Line No. (a)	Supplier Name (b)	Mine Location (c)	Shipping Point (d)	Transport Mode (e)	Tons (f)	Effective Purchase Price (\$/Ton) (g)	Add'l Shorthaul & Loading Charges (\$/Ton) (h)	Rail Charges		Waterborne Charges				Total Transportation Charges (\$/Ton) (p)	FOB Plant Price (\$/Ton) (q)	
								Rail Rate (\$/Ton) (i)	Other Rail Charges (\$/Ton) (j)	River Barge Rate (\$/Ton) (k)	Trans-loading Rate (\$/Ton) (l)	Ocean Barge Rate (\$/Ton) (m)	Other Water Charges (\$/Ton) (n)			Other Related Charges (\$/Ton) (o)
1.	Transfer Facility	N/A	Davant, La.	OB	172,295.00	\$31.743	\$0.000	\$0.000	\$0.000	\$0.000	\$0.000	\$0.000	\$0.000	\$0.000	\$10.098	\$41.841
2.	Consol of Kentucky	9,KY,225	Union Cnty, KY	UR	35,446.00	\$22.000	\$0.000	\$16.350	\$0.000	\$0.000	\$0.000	\$0.000	\$0.000	\$0.000	\$16.350	\$38.350
3.	Teco Coal	8,KY,195,133	Pike & Letcher Counties, KY	UR	8,988.00	\$37.600	\$0.000	\$16.350	\$0.000	\$0.000	\$0.000	\$0.000	\$0.000	\$0.000	\$16.350	\$53.950

FPSC FORM 423-2(b) (2/87)

CONFIDENTIAL

** SPECIFIED CONFIDENTIAL **

FPSC Form 423-2

MONTHLY REPORT OF COST AND QUALITY OF COAL FOR ELECTRIC PLANTS
ORIGIN, TONNAGE, DELIVERED PRICE AND AS RECEIVED QUALITY

1. Reporting Month: May Year: 2001

2. Reporting Company: Tampa Electric Company

3. Plant Name: Polk Station

4. Name, Title & Telephone Number of Contact Person Concerning Data
Submitted on this Form: Jeffrey Chronister, Director Financial Reporting
(813) 228 - 1609

5. Signature of Official Submitting Form:


Jeffrey Chronister, Director Financial Reporting

6. Date Completed: July 16, 2001

Line No. (a)	Supplier Name (b)	Mine Location (c)	Purchase Type (d)	Transport Mode (e)	Tons (f)	Effective Purchase Price (\$/Ton) (g)	Total Transport Charges (\$/Ton) (h)	FOB Plant Price (\$/Ton) (i)	As Received Coal Quality			
									Sulfur Content % (j)	BTU Content (BTU/lb) (k)	Ash Content % (l)	Moisture Content % (m)
1.	Transfer facility	N/A	N/A	OB	88,261.00	\$31.721	\$13.318	\$45.039	2.97	11,168	8.78	12.98

CONFIDENTIAL

** SPECIFIED CONFIDENTIAL **

FPSC Form 423-2(a)

MONTHLY REPORT OF COST AND QUALITY OF COAL FOR ELECTRIC PLANTS
DETAILED PURCHASED COAL INVOICE INFORMATION

1. Reporting Month: May Year: 2001

2. Reporting Company: Tampa Electric Company

3. Plant Name: Polk Station

4. Name, Title & Telephone Number of Contact Person Concerning Data
Submitted on this Form: Jeffrey Chronister, Director Financial Reporting
(813) 228 - 1609

5. Signature of Official Submitting Form:


Jeffrey Chronister, Director Financial Reporting

6. Date Completed: July 16, 2001

Line No. (a)	Supplier Name (b)	Mine Location (c)	Purchase Type (d)	Tons (e)	F.O.B. Mine Price (\$/Ton) (f)	Shorthaul & Loading Charges (\$/Ton) (g)	Original Invoice Price (\$/Ton) (h)	Price Adjustments (\$/Ton) (i)	Retro-active Base Price (\$/Ton) (j)	Quality Adjustments (\$/Ton) (k)	Effective Purchase Price (\$/Ton) (l)
1.	Transfer facility	N/A	N/A	88,261.00	N/A	\$0.000	\$31.721	\$0.000	\$31.721	\$0.000	\$31.721

FPSC FORM 423-2(a) (2/87)

CONFIDENTIAL

** SPECIFIED CONFIDENTIAL **


FPSC Form 423-2(b)

MONTHLY REPORT OF COST AND QUALITY OF COAL FOR ELECTRIC PLANTS
DETAIL OF TRANSPORTATION CHARGES

- 1. Reporting Month: May Year: 2001
- 2. Reporting Company: Tampa Electric Company
- 3. Plant Name: Polk Station

4. Name, Title & Telephone Number of Contact Person Concerning Data
Submitted on this Form: Jeffrey Chronister, Director Financial Reporting
(813) 228 - 1609

5. Signature of Official Submitting Form:



Jeffrey Chronister, Director Financial Reporting

6. Date Completed: July 16, 2001

Line No. (a)	Supplier Name (b)	Mine Location (c)	Shipping Point (d)	Transport Mode (e)	Tons (f)	Effective Purchase Price (\$/Ton) (g)	Add'l Shorthaul & Loading Charges (\$/Ton) (h)	Rail Charges		Waterborne Charges					Total Transportation Charges (\$/Ton) (p)	FOB Plant Price (\$/Ton) (q)
								Rail Rate (\$/Ton) (i)	Other Rail Charges (\$/Ton) (j)	River Barge Rate (\$/Ton) (k)	Trans-loading Rate (\$/Ton) (l)	Ocean Barge Rate (\$/Ton) (m)	Other Water Charges (\$/Ton) (n)	Other Related Charges (\$/Ton) (o)		
1.	Transfer facility	N/A	Davant, La.	OB	88,261.00	\$31.721	\$0.000	\$0.000	\$0.000	\$0.000	\$0.000	\$0.000	\$0.000	\$0.000	\$13.318	\$45.039

FPSC FORM 423-2(b) (2/87)


CONFIDENTIAL

MONTHLY REPORT OF COST AND QUALITY OF COAL FOR ELECTRIC PLANTS
REPORT OF ADJUSTMENTS TO PREVIOUS COAL DELIVERED

3. Name, Title & Telephone Number of Contact Person Concerning Data
Submitted on this Form: Jeffrey Chronister, Director Financial Reporting
(813) 228 - 1609

1. Reporting Month: May Year: 2001

2. Reporting Company: Tampa Electric Company

4. Signature of Official Submitting Report: 
Jeffrey Chronister, Director Financial Reporting

5. Date Completed: July 16, 2001

Line No. (a)	Month Reported (b)	Form Plant Name (c)	Intended Generating Plant (d)	Supplier (e)	Original Line Number (f)	Old Volume Tons (g)	Form No. (h)	Column Designator & Title (i)	Old Value (j)	New Value (k)	Delivered Price Transfer Facility (\$/Ton) (l)	Reason for Revision (m)
1.	February 2001	Transfer Facility	Big Bend	Peabody Development	2.	22,386.10	423-2(a)	Col. (k), Quality Adjustments	\$0.000	\$2.520	\$41.370	Quality Adjustment
2.	March 2001	Transfer Facility	Big Bend	Peabody Development	27.	22,386.10	423-2(c)	Col. (k), New Value	\$8.150	\$8.510	\$41.730	Transportation Cost Adj.
3.	March 2001	Transfer Facility	Big Bend	Peabody Development	7.	18,282.00	423-2(a)	Col. (k), Quality Adjustments	\$0.000	\$2.520	\$41.370	Quality Adjustment
4.	March 2001	Transfer Facility	Big Bend	Peabody Development	7.	18,282.00	423-2(b)	Col. (k), River Barge Rate	\$8.150	\$8.510	\$41.730	Transportation Cost Adj.
5.	January 2001	Transfer Facility	Big Bend	Peabody Development	5.	31,583.80	423-2(a)	Col. (k), Quality Adjustments	\$0.000	(\$0.491)	\$32.529	Quality Adjustment
6.	April 2001	Big Bend	Big Bend	TCP Petcoke	2.	20,631.78	423-2(a)	Col. (h), Original Invoice Price	\$18.290	\$22.210	\$32.380	Price Adjustment
7.	April 2001	Transfer Facility	Big Bend	Oxbow Carbon Materials	2.	7,079.67	423-2(a)	Col. (h), Original Invoice Price	\$19.040	\$19.410	\$19.410	Price Adjustment
8.	March 2001	Transfer Facility	Big Bend	Peabody Development	32.	6,623.20	423-2(c)	Col. (k), New Value	\$0.000	\$2.520	\$41.380	Quality Adjustment
9.	March 2001	Transfer Facility	Big Bend	Peabody Development	33.	4,647.60	423-2(c)	Col. (k), New Value	\$0.000	\$2.520	\$42.030	Quality Adjustment
10.	March 2001	Transfer Facility	Big Bend	Peabody Development	34.	7,767.90	423-2(c)	Col. (k), New Value	\$0.000	\$2.520	\$41.530	Quality Adjustment
11.	January 2001	Transfer Facility	Big Bend	Peabody Development	2	19,038.70	423-2(b)	Col. (k), River Barge Rate	\$8.310	\$8.510	\$41.580	(1) Transportation Cost Adj.
12.	January 2001	Transfer Facility	Big Bend	Peabody Development	2.	19,038.70	423-2(b)	Col. (k), River Barge Rate	\$8.310	\$8.510	\$42.230	(2) Transportation Cost Adj.
13.	January 2001	Transfer Facility	Big Bend	Peabody Development	2.	19,038.70	423-2(b)	Col. (k), River Barge Rate	\$8.310	\$8.510	\$41.730	(3) Transportation Cost Adj.
14.	April 2001	Transfer Facility	Big Bend	Peabody Development	2.	59,190.30	423-2(c)	Col. (k), New Value	\$8.180	\$8.510	\$33.047	Transportation Cost Adj.
15.	March 2001	Transfer Facility	Gannon	Peabody Development	2.	40,847.60	423-2(b)	Col. (k), River Barge Rate	\$8.310	\$8.510	\$34.980	Transportation Cost Adj.
16.	April 2001	Transfer Facility	Big Bend	Peabody Development	1.	72,187.40	423-2(c)	Col. (k), New Value	\$8.210	\$8.280	\$33.308	Transportation Cost Adj.

33.368

(1) This price is based on 6,623.20 tons which is part of the total 19,038.70 tons, see March 2001 adjustment page for tonnage adjustment.
 (2) This price is based on 4,647.60 tons which is part of the total 19,038.70 tons, see March 2001 adjustment page for tonnage adjustment.
 (3) This price is based on 7,767.90 tons which is part of the total 19,038.70 tons, see March 2001 adjustment page for tonnage adjustment.