



Writer's Direct Dial:  
(561) 691-7101

R. Wade Litchfield  
Senior Attorney  
Florida Authorized House Counsel  
Florida Power & Light Company  
700 Universe Boulevard  
Juno Beach, FL 33408-0420  
(561) 691-7135 (Facsimile)

ORIGINAL

July 20, 2001

JUL 20 1 12:35  
F.P.S.C. CLERK

**VIA HAND DELIVERY**

Blanca S. Bayó, Director  
Division of Records and Reporting  
Florida Public Service Commission  
Betty Easley Conference Center, Room 110  
2540 Shumard Oak Boulevard  
Tallahassee, Florida 32399-0850

**Re: Docket No. 010001-EI - Monthly Fuel Filings**

Dear Ms. Bayó:

Enclosed herewith for filing are the original and five (5) copies of the following monthly fuel reports for FPL:

- (a) FPSC Forms 423-1, 423-1(a) and 423-1(b) for Florida Power & Light Company for the month of **April 2001**;
- (b) FPSC Forms 423-2, 423-2(a), and 423-2(b) for St. Johns River Power Park for the month of **April 2001**.
- (c) FPSC Forms 423-2, 423-2(a), and 423-2(b) for Plant Scherer for the month of **March 2001**; and

FPL's Request for Confidential Classification of the information removed from Form 423 1(a) is being filed under separate cover.

Should you have any questions regarding this filing, please contact me at (561) 691-7101.

Thanking you for your attention to this matter, I remain,

Sincerely,

*R. Wade Litchfield*  
R. Wade Litchfield

- APP
- CAF
- CMP
- COM
- CTR
- ECR
- LEG
- OPC
- PAI
- RGO
- SEC
- SER
- OTH

Doc/423 Fuel Filing/April 2001  
an FPL Group company

RWM

DOCUMENT NUMBER-DATE  
08849 JUL 20 01

F.P.S.C. CLERK

MONTHLY REPORT OF COST AND QUALITY OF FUEL OIL FOR ELECTRIC PLANTS  
ORIGIN, VOLUME, DELIVERED PRICE AND AS RECEIVED QUANTITY

1. REPORTING MONTH: APR YEAR: 2001

2. REPORTING COMPANY: FLORIDA POWER &amp; LIGHT COMPANY

3. NAME, TITLE TELEPHONE NUMBER OF CONTACT PERSON CONCERNING DATA  
SUBMITTED ON THIS FORM: RITA MCLELLAN, REGULATORY AFFAIRS, (305)-552-40694. SIGNATURE OF OFFICIAL SUBMITTING REPORT: 

5. DATE COMPLETED: 06/18/2001

LINE NO	PLANT	SUPPLIER	SHIPPING POINT	PURCHASE TYPE	DELIVERY LOCATION	DELIVERY DATE	TYPE OIL	SULFUR (%)	BTU CONTENT (BTU / GAL)	VOLUME (BBLs)	PRICE (\$/BBL)
1	MANATEE	COASTAL	HOFTI	MTC	PORT MANATEE	04/08/2001	F06	1.00	150119	250154	24.2030
2	PT. EVERGLADES	COASTAL	HOFTI	MTC	PORT EVERGLADES	04/21/2001	F06	1.00	152500	267291	24.7150
3	FT. MYERS	FAMM	CONVENT	MTC	BOCA GRANDE	04/01/2001	F06	2.00	153119	83073	20.0250
4	FT. MYERS	FAMM	CONVENT & NORCO	MTC	BOCA GRANDE	04/09/2001	F06	1.90	153190	82878	19.8130
5	FT. MYERS	FAMM	CONVENT & NORCO	MTC	BOCA GRANDE	04/15/2001	F06	1.70	153262	84382	19.7300
6	FT. MYERS	FAMM	PASCAGOULA, MS	MTC	BOCA GRANDE	04/21/2001	F06	2.10	153071	82910	19.5930
7	FT. MYERS	FAMM	NORCO	MTC	BOCA GRANDE	04/27/2001	F06	1.80	152905	83222	20.3190
8	SANFORD	NOVARCO	TRINIDAD	MTC	JACKSONVILLE	04/02/2001	F06	1.70	151214	241314	21.1030
9	SANFORD	NOVARCO	TRINIDAD	MTC	JACKSONVILLE	04/21/2001	F06	1.70	151286	240670	21.1130
10	PT. EVERGLADES	GLENCORE	IMTT ST ROSE	S	PORT EVERGLADES	04/06/2001	F06	0.99	151619	120665	24.7350
11	TURKEY POINT	GLENCORE	IMTT ST ROSE	S	FISHER ISLAND	04/18/2001	F06	0.96	151310	119865	24.9650
12	PT. EVERGLADES	KOCH	BRAZIL	S	PORT EVERGLADES	04/15/2001	F06	0.51	149786	95801	25.3040
13	MARTIN	NOVARCO	IMTT ST ROSE, LA	S	PALM BEACH	04/16/2001	F06	0.97	154262	144563	24.8530
14	MARTIN	NOVARCO	LOWER MISSISSIPPI	S	PALM BEACH	04/26/2001	F06	0.94	152381	116940	24.4600
15	MANATEE	NOVARCO	GRETNA	S	PORT MANATEE	04/07/2001	F06	1.00	151262	117835	24.9150
16	MANATEE	NOVARCO	ST JAMES, LA	S	PORT MANATEE	04/13/2001	F06	0.92	150500	120396	24.7500
17	RIVIERA	NOVARCO	RIVER	S	RIVIERA	04/01/2001	F06	2.00	153786	143410	19.6380
18	RIVIERA	NOVARCO	ST ROSE	S	RIVIERA	04/29/2001	F06	2.10	153048	146227	19.8050
19	MANATEE	PETROBRAS	STATIA	S	PORT MANATEE	04/30/2001	F06	0.94	153357	247199	23.9600
20	CAPE CANAVERAL	TRAFIGURA	STATIA	S	PORT CANAVERAL	04/26/2001	F06	1.00	151905	228247	23.4330
21	MANATEE	COASTAL	NA-TRUCK DELIVERY	STC		04/16/2001	FO2	N/A	N/A	177	*
22	MANATEE	COASTAL	NA-TRUCK DELIVERY	STC		04/09/2001	FO2	N/A	N/A	176	*
23	MANATEE	COASTAL	NA-TRUCK DELIVERY	STC		04/10/2001	FO2	N/A	N/A	178	*
24	MANATEE	COASTAL	NA-TRUCK DELIVERY	STC		04/24/2001	FO2	N/A	N/A	180	*
25	MANATEE	COASTAL	NA-TRUCK DELIVERY	STC		04/23/2001	FO2	N/A	N/A	177	*
26	TURKEY POINT	AMERIGAS	NA-TRUCK DELIVERY	STC		04/17/2001	PRO	N/A	N/A	7	45.3700
27	PT. EVERGLADES	AMERIGAS	NA-TRUCK DELIVERY	STC		04/05/2001	PRO	N/A	N/A	9	44.7700

FPSC FORM NO. 423-1

MONTHLY REPORT OF COST AND QUALITY OF FUEL OIL FOR ELECTRIC PLANTS  
ORIGIN, VOLUME, DELIVERED PRICE AND AS RECEIVED QUANTITY

1. REPORTING MONTH: APR YEAR: 2001
2. REPORTING COMPANY: FLORIDA POWER & LIGHT COMPANY
3. NAME, TITLE TELEPHONE NUMBER OF CONTACT PERSON CONCERNING DATA  
SUBMITTED ON THIS FORM: RITA MCLELLAN, REGULATORY AFFAIRS, (306) - 552- 4069
4. SIGNATURE OF OFFICIAL SUBMITTING REPORT: *Paul A. Karm*
5. DATE COMPLETED: 06/18/2001


LINE NO	PLANT	SUPPLIER	SHIPPING POINT	PURCHASE TYPE	DELIVERY LOCATION	DELIVERY DATE	TYPE OIL	SULFUR (%)	BTU CONTENT (BTU / GAL)	VOLUME (BBLs)	PRICE (\$/BBL)
28	PT. EVERGLADES	AMERIGAS	NA-TRUCK DELIVERY	STC		04/19/2001	PRO	N/A	N/A	10	47.5000
29	RIVIERA	AMERIGAS	NA-TRUCK DELIVERY	STC		04/11/2001	PRO	N/A	N/A	8	46.4500
30	MARTIN	INDIANTOWN	NA-TRUCK DELIVERY	STC		04/19/2001	PRO	N/A	N/A	13	39.4800
31	MANATEE	SUBURBAN	NA-TRUCK DELIVERY	STC		04/02/2001	PRO	N/A	N/A	28	47.2500
32	MANATEE	SUBURBAN	NA-TRUCK DELIVERY	STC		04/13/2001	PRO	N/A	N/A	6	46.1400
33	MANATEE	SUBURBAN	NA-TRUCK DELIVERY	STC		04/06/2001	PRO	N/A	N/A	5	47.5000
34	MANATEE	SUBURBAN	NA-TRUCK DELIVERY	STC		04/20/2001	PRO	N/A	N/A	13	45.8000
35	SANFORD	SUBURBAN	NA-TRUCK DELIVERY	STC		04/13/2001	PRO	N/A	N/A	10	45.9700
36	SANFORD	SUBURBAN	NA-TRUCK DELIVERY	STC		04/29/2001	PRO	N/A	N/A	7	45.3700

# EDITED COPY

## MONTHLY REPORT OF COST AND QUALITY OF FUEL OIL FOR ELECTRIC PLANTS DETAIL OF INVOICE AND TRANSPORTATION CHARGES

FPSC FORM NO. 423-1 (a)

1. REPORTING MONTH: APR YEAR: 2001  
2. REPORTING COMPANY: FLORIDA POWER LIGHT COMPANY

3. NAME, TITLE TELEPHONE NUMBER OF CONTACT PERSON CONCERNING DATA  
SUBMITTED ON THIS FORM: RITA MCLELLAN, REGULATORY AFFAIRS, (305) 552 - 4069  
4. SIGNATURE OF OFFICIAL SUBMITTING REPORT:   
5. DATE COMPLETED: 06/18/2001

(A)	(B)	(C)	(D)	(E)	(F)	(G)	(H)	(I)	(J)	(K)	(L)	(M)	(N)	(O)	(P)	(Q)	(R)
LINE NO.	PLANT	SUPPLIER	DELIVERY LOCATION	DELIVERY DATE	TYPE OIL	VOLUME (BBL)	INVOICE PRICE (\$/BBL)	INVOICE AMOUNT (\$)	DISCOUNT (\$)	NET AMOUNT (\$)	NET PRICE (\$/BBL)	QUALITY ADJUST. (\$/BBL)	EFFECTIVE PUR PRICE (\$/BBL)	TRANSP TO TERM (\$/BBL)	ADDITIONAL TRANS CHGS (\$/BBL)	OTHER CHGS (\$/BBL)	DELIVERED PRICE (\$/BBL)
1	MANATEE	COASTAL	PORT MANATEE	04/08/200	F06	250154											24.4387
2	PT. EVERGLADES	COASTAL	PORT EVERGLADES	04/21/200	F06	267291											24.9592
3	FT. MYERS	FAMM	BOCA GRANDE	04/01/200	F06	83073											20.4258
4	FT. MYERS	FAMM	BOCA GRANDE	04/09/200	F06	82878											20.2138
5	FT. MYERS	FAMM	BOCA GRANDE	04/15/200	F06	84382											20.1308
6	FT. MYERS	FAMM	BOCA GRANDE	04/21/200	F06	82910											19.9938
7	FT. MYERS	FAMM	BOCA GRANDE	04/27/200	F06	83222											20.7198
8	SANFORD	NOVARCO	JACKSONVILLE	04/02/200	F06	241314											22.3701
9	SANFORD	NOVARCO	JACKSONVILLE	04/21/200	F06	240670											22.3801
10	PT. EVERGLADES	GLENCORE	PORT EVERGLADES	04/06/200	F06	120665											24.9792
11	TURKEY POINT	GLENCORE	FISHER ISLAND	04/18/200	F06	119865											25.7479
12	PT. EVERGLADES	KOCH	PORT EVERGLADES	04/15/200	F06	95801											25.5482
13	MARTIN	NOVARCO	PALM BEACH	04/16/200	F06	144563											25.2909
14	MARTIN	NOVARCO	PALM BEACH	04/26/200	F06	116940											24.8979
15	MANATEE	NOVARCO	PORT MANATEE	04/07/200	F06	117835											25.1507
16	MANATEE	NOVARCO	PORT MANATEE	04/13/200	F06	120396											24.9857
17	RIVIERA	NOVARCO	RIVIERA	04/01/200	F06	143410											19.8300
18	RIVIERA	NOVARCO	RIVIERA	04/29/200	F06	146227											19.9970
19	MANATEE	PETROBRAS	PORT MANATEE	04/30/200	F06	247199											24.1957
20	CAPE CANAVERAL	TRAFIGURA	PORT CANAVERAL	04/26/200	F06	228247											23.9895
21	MANATEE	COASTAL		04/16/200	FO2	177											41.5000
22	MANATEE	COASTAL		04/09/200	FO2	176											39.1900
23	MANATEE	COASTAL		04/10/200	FO2	178											39.4000
24	MANATEE	COASTAL		04/24/200	FO2	180											39.2400
25	MANATEE	COASTAL		04/23/200	FO2	177											40.0800
26	TURKEY POINT	AMERIGAS		04/17/200	PRO	7	45.3700	318	0	318	45.3700	0.0000	45.3700	0.0000	0.0000	0.0000	45.3700
27	PT. EVERGLADES	AMERIGAS		04/05/200	PRO	9	44.7700	403	0	403	44.7700	0.0000	44.7700	0.0000	0.0000	0.0000	44.7700
28	PT. EVERGLADES	AMERIGAS		04/19/200	PRO	10	47.5000	475	0	475	47.5000	0.0000	47.5000	0.0000	0.0000	0.0000	47.5000
29	RIVIERA	AMERIGAS		04/11/200	PRO	8	46.4500	372	0	372	46.4500	0.0000	46.4500	0.0000	0.0000	0.0000	46.4500
30	MARTIN	INDIANTOWN		04/19/200	PRO	13	39.4800	513	0	513	39.4800	0.0000	39.4800	0.0000	0.0000	0.0000	39.4800

MONTHLY REPORT OF COST AND QUALITY OF FUEL OIL FOR ELECTRIC PLANTS  
 DETAIL OF INVOICE AND TRANSPORTATION CHARGES

FPSC FORM NO. 423-1 (a)

1. REPORTING MONTH: APR YEAR: 2001  
 2. REPORTING COMPANY: FLORIDA POWER LIGHT COMPANY

3. NAME, TITLE, TELEPHONE NUMBER OF CONTACT PERSON CONCERNING DATA  
 SUBMITTED ON THIS FORM: RITA MCLELLAN, REGULATORY AFFAIRS, (305) 552 - 4069  
 4. SIGNATURE OF OFFICIAL SUBMITTING REPORT: *Paul A. Kams*  
 5. DATE COMPLETED: 06/18/2001

(A)	(B)	(C)	(D)	(E)	(F)	(G)	(H)	(I)	(J)	(K)	(L)	(M)	(N)	(O)	(P)	(Q)	(R)
LINE NO	PLANT	SUPPLIER	DELIVERY LOCATION	DELIVERY DATE	TYPE OIL	VOLUME (BBLs)	INVOICE PRICE (\$/BBL)	INVOICE AMOUNT (\$)	DISCOUNT (\$)	NET AMOUNT (\$)	NET PRICE (\$/BBL)	QUALITY ADJUST. (\$/BBL)	EFFECTIVE PUR PRICE (\$/BBL)	TRANSP TO TERM (\$/BBL)	ADDITIONAL TRANS CHGS (\$/BBL)	OTHER CHGS (\$/BBL)	DELIVERED PRICE (\$/BBL)
31	MANATEE	SUBURBAN		04/02/200	PRO	28	47.2500	1,323	0	1,323	47.2500	0.0000	47.2500	0.0000	0.0000	0.0000	47.2500
32	MANATEE	SUBURBAN		04/13/200	PRO	6	46.1400	277	0	277	46.1400	0.0000	46.1400	0.0000	0.0000	0.0000	46.1400
33	MANATEE	SUBURBAN		04/06/200	PRO	5	47.5000	238	0	238	47.5000	0.0000	47.5000	0.0000	0.0000	0.0000	47.5000
34	MANATEE	SUBURBAN		04/20/200	PRO	13	45.8000	595	0	595	45.8000	0.0000	45.8000	0.0000	0.0000	0.0000	45.8000
35	SANFORD	SUBURBAN		04/13/200	PRO	10	45.9700	460	0	460	45.9700	0.0000	45.9700	0.0000	0.0000	0.0000	45.9700
36	SANFORD	SUBURBAN		04/29/200	PRO	7	45.3700	318	0	318	45.3700	0.0000	45.3700	0.0000	0.0000	0.0000	45.3700

FPSC FORM NO 423-1(b)

MONTHLY REPORT OF COST AND QUALITY OF FUEL OIL FOR ELECTRIC PLANTS  
 REPORT OF ADJUSTMENTS TO PREVIOUS OIL DELIVERIES

1 REPORTING MONTH: APRIL YEAR: 2001

3. NAME, TITLE, & TELEPHONE NUMBER OF CONTACT PERSON CONCERNING DATA  
 SUBMITTED ON THIS FORM: RITA McLELLAN, REGULATORY AFFAIRS,

2 REPORTING COMPANY: FLORIDA POWER & LIGHT COMPANY

4. SIGNATURE OF OFFICIAL SUBMITTING REPORT. *Paul A. Kams*

5. DATE COMPLETED: 05/15/2001

LINE NO.	MONTH REPORTED	FORM PLANT NAME	SUPPLIER	ORIGINAL LINE NUMBER	OLD VOLUME (BBLs)	FORM NO.	COLUMN DESIGNATOR & TITLE	OLD VALUE	NEW VALUE	NEW DELIVERED PRICE (\$/BBL)	REASON FOR REVISION
(A)	(B)	(C)	(D)	(E)	(F)	(G)	(H)	(I)	(J)	(K)	(L)
1	NONE										

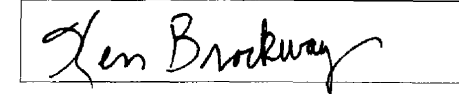
**MONTHLY REPORT OF COST AND QUALITY OF COAL FOR ELECTRIC PLANTS  
ORIGIN, TONNAGE, DELIVERED PRICE AND AS RECEIVED QUALITY**

1. Report For Month/Yr: **April 2001**

4. Name, Title & Telephone Number of Contact  
Person Concerning Data Submitted on this Form: **Sally W. Hill (305-552-4244)**

2. Reporting Company: **Florida Power & Light**

5. Signature of Official Submitting Report:



3. Plant Name: **St. Johns River Power Park (SJRPP)**

6. Date Completed:

**May 8, 2001**

Line No.	Supplier Name	Mine Location	Purchase Type	Transportation Mode	Tons	Effective Purchase Price (\$/Ton)	Total Trans Cost (\$/Ton)	FOB Plant Price (\$/Ton)	As Received Coal Quality			
									Sulfur Content (%)	Btu Content (%)	Ash Content (%)	Moisture Content (%)
(a)	(b)	(c)	(d)	(e)	(f)	(g)	(h)	(i)	(j)	(k)	(l)	(m)
1	Aimcor	,TX,	S	OC	6,809	11.50	0.00	11.50	6.56	13,660	0.70	8.30
2	Arch Coal Sales	08,KY,195	LTC	UR	5,776	25.47	16.97	42.44	1.28	12,429	12.60	5.20
3	Arch Coal Sales	08,WV,039	LTC	UR	2,054	21.70	19.16	40.86	0.85	12,225	12.90	5.40
4	Intercor	45,IM,999	LTC	OC	45,765	37.07	0.00	37.07	0.65	11,815	7.50	11.10
5	James River Coal Sales, Inc.	08,KY,095	LTC	UR	16,177	24.75	17.53	42.28	1.32	12,744	9.00	6.00
6	RAG Coal Sales of America	02,PA,059	S	UR	1,829	20.76	17.82	38.58	2.17	13,102	7.40	6.70


**MONTHLY REPORT OF COST AND QUALITY OF COAL FOR ELECTRIC PLANTS  
DETAIL OF INVOICE PURCHASE PRICE**

1 Report For Month/Yr: **April 2001**

2. Reporting Company: **Florida Power & Light**

3. Plant Name: **St. Johns River Power Park (SJRPP)**

4. Name, Title & Telephone Number of Contact  
Person Concerning Data Submitted on this Form: **Sally W. Hill (305-552-4244)**

5. Signature of Official Submitting Report: 

6. Date Completed: **May 8, 2001**

Line No.	Supplier Name	Mine Location	Purchase Type	Tons	FOB Mine Price (\$/Ton)	Short Haul & Loading Charge	Original Invoice Price (\$/Ton)	Retro-active Price Increases (\$/Ton)	Base Price (\$/Ton)	Quality Adjustments (\$/Ton)	Effective Purchase Price (\$/Ton)
(a)	(b)	(c)	(d)	(e)	(f)	(g)	(h)	(i)	(j)	(k)	(l)
1	Aimcor	,TX,	S	6,809	11.50	0.00	11.50	0.00	11.50	0.00	11.50
2	Arch Coal Sales	08,KY,195	LTC	5,776	25.47	0.00	25.47	0.00	25.47	0.00	25.47
3	Arch Coal Sales	08,WV,039	LTC	2,054	21.70	0.00	21.70	0.00	21.70	0.00	21.70
4	Intercor	45,IM,999	LTC	45,765	37.07	0.00	37.07	0.00	37.07	0.00	37.07
5	James River Coal Sales, Inc.	08,KY,095	LTC	16,177	24.75	0.00	24.75	0.00	24.75	0.00	24.75
6	RAG Coal Sales of America	02,PA,059	S	1,829	20.76	0.00	20.76	0.00	20.76	0.00	20.76



**MONTHLY REPORT OF COST AND QUALITY OF COAL FOR ELECTRIC PLANTS  
DETAIL OF TRANSPORTATION CHARGES**

1. Report For Month/Yr: **April 2001**

4. Name, Title & Telephone Number of Contact

Person Concerning Data Submitted on this Form: **Sally W. Hill (305-552-4244)**

2. Reporting Company: **Florida Power & Light**

5. Signature of Official Submitting Report:

*Ken Brookway*

3. Plant Name: **St. Johns River Power Park (SJRPP)**

6. Date Completed:

**May 8, 2001**

Line No.	Supplier Name	Mine Location	Shipping Point	Transportation Mode	Tons	Effective Purchase Price (\$/Ton)	Short Haul & Loading Charge (\$/Ton)	Rail Charges		Waterborne Charges				Total Transport Charges (\$/Ton)	FOB Plant Price (\$/Ton)
								Rail Rate (\$/Ton)	Other Rail Charges (\$/Ton)	River Barge Rate (\$/Ton)	Trans-loading Rate (\$/Ton)	Ocean Barge Rate (\$/Ton)	Other Water Charges (\$/Ton)		
(a)	(b)	(c)	(d)	(e)	(f)	(g)	(h)	(i)	(j)	(k)	(l)	(m)	(n)	(o)	
1	Aimcor	,TX,	AIMCOR	OC	6,809	11.50	0.00	0.00	0.00	0.00	0.00	0.00	0.00	0.00	11.50
2	Arch Coal Sales	08,KY,195	APEX MINE	UR	5,776	25.47	0.00	16.97	0.00	0.00	0.00	0.00	0.00	0.00	42.44
3	Arch Coal Sales	08,WV,039	SAMPLES	UR	2,054	21.70	0.00	19.16	0.00	0.00	0.00	0.00	0.00	0.00	40.86
4	Intercor	45,IM,999	EL CERREJON	OC	45,765	37.07	0.00	0.00	0.00	0.00	0.00	0.00	0.00	0.00	37.07
5	James River Coal Sales, Inc.	08,KY,095	CLOVER MINE	UR	16,177	24.75	0.00	17.53	0.00	0.00	0.00	0.00	0.00	0.00	42.28
6	RAG Coal Sales of America	02,PA,059	EMERALD MINE	UR	1,829	20.76	0.00	17.82	0.00	0.00	0.00	0.00	0.00	0.00	38.58

**MONTHLY REPORT OF COST AND QUALITY OF COAL FOR ELECTRIC PLANTS  
ORIGIN, TONNAGE, DELIVERED PRICE, AND AS RECEIVED QUALITY**

1. Reporting Month: **March** Year: **2001**  
 2. Reporting Company: **FLORIDA POWER & LIGHT COMPANY**  
 3. Plant Name: **R.W.SCHERER**

4. Name, Title & Telephone Number of Contact Person Concerning Data  
 Submitted on this Form: **Michael E. Lamp, Business Manager**  
 (478) 994-0022, ext. 3903.

5. Signature of Official Submitting Report:



6. Date Completed: **31-May-01**

Line No.	Supplier Name	Mine Location	Purchase Type	Transport Mode	Tons	Purchase Price (\$/Ton)	Effective Transport Charges (\$/Ton)	Total FOB Plant Price (\$/Ton)	Sulfur Content (%)	Btu Content (Btu/lb)	Ash Content (%)	Moisture Content (%)
(a)	(b)	(c)	(d)	(e)	(f)	(g)	(h)	(i)	(j)	(k)	(l)	(m)
(1)	AEI COAL SALES	08/KY/159	MTC	UR	34,270.25	47.760	13.00	60.760	0.66	12,514	8.89	6.94
(2)	BLUEGRASS	08/WV/059	MTC	UR	4,552.16	45.629	13.10	58.729	0.62	11,950	12.42	6.91
(3)	KENNECOTT	19/WY/005	S	UR	84,160.41	4.982	22.29	27.272	0.26	8,810	5.18	26.47
(4)	JACOBS RANCH	19/WY/005	S	UR	110,151.36	4.571	22.25	26.821	0.34	8,823	4.89	27.52

**MONTHLY REPORT OF COST AND QUALITY OF COAL FOR ELECTRIC PLANTS  
DETAILED PURCHASED COAL INVOICE INFORMATION**

1. Reporting Month: **March** Year: **2001**  
 2. Reporting Company: **FLORIDA POWER & LIGHT COMPANY**  
 3. Plant Name: **R.W.SCHERER**

4. Name, Title & Telephone Number of Contact Person Concerning Data Submitted on this Form: **Michael E. Lamp, Business Manager**  
 (478) 994-0022, ext. 3903.

5. Signature of Official Submitting Report: 

6. Date Completed: **31-May-01**

Line No.	Supplier Name	Mine Location	Purch. Type	Tons	FOB Mine Price (\$/Ton)	Shorthaul & Loading Charges (\$/Ton)	Original Invoice Price (\$/Ton)	Retroactive Price Increase (\$/Ton)	Base Price (\$/Ton)	Quality Adjustments (\$/Ton)	Effective Purchase Price (\$/Ton)
(a)	(b)	(c)	(d)	(e)	(f)	(g)	(h)	(i)	(j)	(k)	(l)
(1)	AEI COAL SALES	08/KY/159	MTC	34,270.25	45.860	-	45.860	-	45.860	1.900	47.760
(2)	BLUEGRASS	08/WV/059	MTC	4,552.16	45.860	-	45.860	-	45.860	(0.231)	45.629
(3)	KENNECOTT	19/WY/005	S	84,160.41	4.976	-	4.976	-	4.976	0.006	4.982
(4)	JACOBS RANCH	19/WY/005	S	110,151.36	4.548	-	4.548	-	4.548	0.023	4.571

**MONTHLY REPORT OF COST AND QUALITY OF COAL FOR ELECTRIC PLANTS  
DETAILED TRANSPORTATION INVOICE INFORMATION**

1 Reporting Month **March** Year. **2001**  
 2 Reporting Company **FLORIDA POWER & LIGHT COMPANY**  
 3 Plant Name. **R.W.SCHERER**

4. Name, Title & Telephone Number of Contact Person Concerning Data  
 Submitted on this Form: **Michael E. Lamp, Business Manager**  
 (478) 994-0022, ext. 3903

5. Signature of Official Submitting Report: *Ken Brookway*

6 Date Completed: **31-May-01**

Line No.	Supplier Name	Mine Location	Shipping Point	Transport Mode	Tons	Effective Purchase Price (\$/Ton)	Additional Shorthaul & Loading Charges (\$/Ton)	Rail Charges		Waterborne Charges				Other Related Charges (\$/Ton)	Total Transportation Charges (\$/Ton)	FOB Plant Price (\$/Ton)
								Rail Rate (\$/Ton)	Other Rail Charges (\$/Ton)	River Barge Rate (\$/Ton)	Trans-loading Rate (\$/Ton)	Ocean Barge Rate (\$/Ton)	Other Water Charges (\$/Ton)			
(a)	(b)	(c)	(d)	(e)	(f)	(g)	(h)	(i)	(j)	(k)	(l)	(m)	(n)	(o)	(p)	(q)
(1)	AEI COAL SALES	08/KY/159	PONTIKI, KY.	UR	34,270.25	47.760	-	13.00	-	-	-	-	-	-	13.00	60.760
(2)	BLUEGRASS	08/WV/059	MARROWBONE, WV	UR	4,552.16	45.629	-	13.10	-	-	-	-	-	-	13.10	58.729
(3)	KENNECOTT	19/WV/005	CONVERSE JCTN WY	UR	84,160.41	4.982	-	22.29	-	-	-	-	-	-	22.29	27.272
(4)	JACOBS RANCH	19/WV/005	JACOBS JCTN, WY.	UR	110,151.36	4.571	-	22.25	-	-	-	-	-	-	22.25	26.821

## CERTIFICATE OF SERVICE

I, THE UNDERSIGNED COUNSEL, HEREBY CERTIFY that copies of Florida Power & Light Company's forms 423-1, 423-1(a) edited, and 423-1(b) for the month of **April, 2001**; copies of St. Johns River Power Park forms 423-2, 423-2(a), and 423-2(b) for the month of **April, 2001**; and copies of Plant Scherer forms 423-2, 423-2(a), and 423-2(b) for the month of **March, 2001** have been served via first class mail, postage prepaid to the parties listed below, this 29<sup>th</sup> day of July, 2001:

Bob Elias, Chief  
Bureau of Electric & Gas  
Division of Legal Services  
Florida Public Service Commission  
Gerald L. Gunter Building - Third Floor  
2540 Shumard Oak Boulevard  
Tallahassee, FL 32399-0850

G. Edison Holland, Esquire  
Beggs & Lane  
P.O. Box 12950  
Pensacola, FL 32576

Major Gary A. Enders  
United States Air Force  
HQ USAF/ULT, STOP 21  
Tyndall AFB, FL 32403-6001

Kenneth Hoffman, Esquire  
Rutledge, Ecenia, Underwood  
Purnell & Hoffman, P.A.  
P.O. Box 551  
Tallahassee, FL 32301-0551

Occidental Chemical Corporation  
Energy Group  
P.O. Box 809050  
Dallas, TX 75380-9050

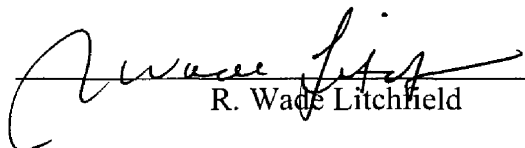
Joseph A. McGlothlin, Esquire  
Vicki Gordon Kaufman, Esquire  
McWhirter, Reeves, McGlothlin,  
Davidson, et als.  
117 S. Gadsden Street  
Tallahassee, FL 32301

Jack Shreve, Esquire  
Office of Public Counsel  
111 W. Madison Street, Room 812  
Tallahassee, FL 32399-1400

Lee L. Wills, Esquire  
James D. Beasley, Esquire  
Ausley, McMullen, McGehee,  
Carothers & Proctor  
P.O. Box 391  
Tallahassee, FL 32302

Lee G. Schmudde, Esquire  
Reedy Creek Utilities, Inc.  
P.O. Box 40  
Lake Buena Vista, FL 32830

James A. McGee, Esquire  
P.O. Box 14042  
St. Petersburg, FL 33733

  
R. Wade Litchfield