



Florida Power
A Progress Energy Company

JAMES A. MCGEE

July 23, 2001

Ms. Blanco S. Bayo, Director
Division of Records and Reporting
Florida Public Service Commission
2540 Shumard Oak Blvd.
Tallahassee, Florida 32399-0850

Re: Docket No. 010001-EI

Dear Ms. Bayo:

Enclosed for filing are ten (10) copies of Florida Power Corporation's FPSC 423 Forms for the month of May 2001. Forms 423-1A, 423-2, 423-2A, 423-2B, and 423-2C contained in this filing have been edited to delete certain confidential information. Florida Power's Request for Specified Confidential Treatment, which includes an unedited copy of the 423 Forms, has been submitted for filing this date under separate cover.

Please acknowledge your receipt and filing of the above on the enclosed copy of this letter and return same to me.

Very truly yours,

James A. McGee

JAM:kbd
Enclosures
cc: Parties of record

CERTIFICATE OF SERVICE

Docket No. 010001-EI

I HEREBY CERTIFY that a true copy of Florida Power Corporation's 423 Forms for the month of May 2001 have been furnished to the following individuals by regular U.S. Mail this 23th day of July, 2001.

Matthew M. Childs, Esquire
Steel, Hector & Davis
215 South Monroe, Suite 601
Tallahassee, FL 32301-1804

Jeffrey A. Stone, Esquire
Russell A. Badders, Esquire
Beggs and Lane
P. O. Box 12950
Pensacola, FL 32576-2950

Lee L. Willis, Esquire
James D. Beasley, Esquire
Ausley & McMullen
P. O. Box 391
Tallahassee, FL 32302


Wm. Cochran Keating, IV
Staff Counsel
Florida Public Service Commission
2540 Shumard Oak Boulevard
Tallahassee, FL 32399-0850

Stephen C. Burgess, Esquire
Office of the Public Counsel
111 West Madison Street
Room 812
Tallahassee, FL 32399-1400

Joseph A. McGlothlin, Esquire
Vicki Gordon Kaufman, Esquire
McWhirter, Reeves, McGlothlin,
Davidson, Decker, Kaufman,
Arnold & Steen, P.A.
117 S. Gadsden Street
Tallahassee, FL 32301

John McWhirter, Jr.
McWhirter, Reeves, McGlothlin,
Davidson, Decker, Kaufman,
Arnold & Steen, P.A.
P. O. Box 3350
Tampa, FL 33601

Norman Horton, Jr., Esquire
Messer, Caparello & Self
P. O. Box 1876
Tallahassee, FL 32302



Attorney

FPSC FORM 423-1
 MONTHLY REPORT OF COST AND QUALITY OF FUEL OIL FOR ELECTRIC PLANTS
 ORIGIN, VOLUME, DELIVERED PRICE AND AS RECEIVED QUALITY

1. REPORTING MONTH: May-01

2. REPORTING COMPANY: FLORIDA POWER CORPORATION

3. NAME, TITLE & TELEPHONE NUMBER OF CONTACT PERSON CONCERNING DATA
 SUBMITTED ON THIS FORM: MANNY PEREZ, ACCOUNTANT (727) 820-5302

4. SIGNATURE OF OFFICIAL SUBMITTING REPORT: *Javier Portuondo*
JAVIER PORTUONDO - MANAGER, REGULATORY SERVICES

5. DATE COMPLETED: 07/10/01

LINE NO. (a)	PLANT NAME (b)	SUPPLIER NAME (c)	SHIPPING POINT (d)	PURCHASE TYPE (e)	DELIVERY LOCATION (f)	DELIVERY DATE (g)	TYPE OIL (h)	SULFUR CONTENT (%) (i)	BTU CONTENT (Btu/gal) (j)	VOLUME (Bbls) (k)	DELIVERED PRICE (\$/Bbl) (l)
1	ANCLOTE	BP OIL COMPANY	TAMPA, FL	MTC	FOB PLANT	05/01	F02	0.49	139,161	708	\$37.0576
2	AVON PARK PEAKERS	BP OIL COMPANY	TAMPA, FL	MTC	FOB PLANT	05/01	F02	0.49	139,161	1,059	\$36.4015
3	BARTOW	NO DELIVERIES									
4	BARTOW PEAKERS	NO DELIVERIES									
5	BARTOW NORTH FUEL TERMINAL	RIO ENERGY INTERNATIONAL INC.	HOUSTON, TX	MTC	FOB TERMINAL	05/01	F06	2.38	154,221	242,211	\$17.5012
6	BARTOW SOUTH FUEL TERMINAL	RIO ENERGY INTERNATIONAL INC.	HOUSTON, TX	MTC	FOB TERMINAL	05/01	F06	1.49	155,712	235,488	\$19.9364
7	BARTOW SOUTH FUEL TERMINAL	RIO ENERGY INTERNATIONAL INC.	HOUSTON, TX	MTC	FOB TERMINAL	05/01	F06	1.50	154,049	369,666	\$23.7727
8	BARTOW FUEL TERMINAL-UNIT 4	RIO ENERGY INTERNATIONAL INC.	HOUSTON, TX	MTC	FOB TERMINAL	05/01	F06	1.49	154,389	213,533	\$21.0058
9	BARTOW FUEL TERMINAL-UNIT 4	RIO ENERGY INTERNATIONAL INC.	HOUSTON, TX	MTC	FOB TERMINAL	05/01	F06	1.49	154,389	117,254	\$19.4069
10	BAYBORO PEAKERS	CENTRAL OIL COMPANY	TAMPA, FL	MTC	FOB PLANT	05/01	F02	0.49	138,100	20,800	\$35.5519
11	CRYSTAL RIVER NORTH	BP OIL COMPANY	TAMPA, FL	MTC	FOB PLANT	05/01	F02	0.49	139,161	7,962	\$36.4578
12	CRYSTAL RIVER SOUTH	BP OIL COMPANY	TAMPA, FL	MTC	FOB PLANT	05/01	F02	0.49	139,161	1,046	\$36.9803
13	DEBARY PEAKERS	BP OIL COMPANY	TAMPA, FL	MTC	FOB PLANT	05/01	F02	0.27	138,782	27,359	\$36.2253
14	HINES PLANT PEAKERS	BP OIL COMPANY	TAMPA, FL	MTC	FOB PLANT	05/01	F02	0.02	132,776	888	\$38.3722
15	HIGGINS PEAKERS	NO DELIVERIES									
16	INTERCESSION CITY PEAKERS	BP OIL COMPANY	TAMPA, FL	MTC	FOB PLANT	05/01	F02	0.49	139,161	44,648	\$36.8443
17	CRYSTAL RIVER NUCLEAR PLANT	BP OIL COMPANY	TAMPA, FL	MTC	FOB PLANT	05/01	F02	0.49	139,161	94	\$36.5165
18	RIO PINAR PEAKERS	BP OIL COMPANY	TAMPA, FL	MTC	FOB PLANT	05/01	F02	0.49	139,161	531	\$35.6780

FPSC FORM 423-1 (a)
 MONTHLY REPORT OF COST AND QUALITY OF FUEL OIL FOR ELECTRIC PLANTS
 ORIGIN, VOLUME, DELIVERED PRICE AND AS RECEIVED QUALITY

SPECIFIED CONFIDENTIAL

1. REPORTING MONTH May-01


3 NAME, TITLE & TELEPHONE NUMBER OF CONTACT PERSON CONCERNING DATA
 SUBMITTED ON THIS FORM: MANNY PEREZ, ACCOUNTANT (727) 820-6302

2. REPORTING COMPANY: FLORIDA POWER CORPORATION

4 SIGNATURE OF OFFICIAL SUBMITTING REPORT: *Javier Portuondo*
 JAVIER PORTUONDO - MANAGER, REGULATORY SERVICES

5. DATE COMPLETED. 07/10/01

LINE NO (a)	PLANT NAME (b)	SUPPLIER NAME (c)	DELIVERY LOCATION (d)	DELIVERY DATE (e)	TYPE OIL (f)	VOLUME (Bbls) (g)	INVOICE PRICE (\$/Bbl) (h)	INVOICE AMOUNT (\$) (i)	DISCOUNT (\$) (j)	NET AMOUNT (\$) (k)	NET PRICE (\$/Bbl) (l)	QUALITY ADJUST (\$/Bbl) (m)	EFFECTIVE PURCHASE PRICE (\$/Bbl) (n)	TRANSPORT TO TERMINAL (\$/Bbl) (o)	ADDITIONAL TRANSPORT CHARGES (\$/Bbl) (p)	OTHER CHARGES (\$/Bbl) (q)	DELIVERED PRICE (\$/Bbl) (r)
1	ANCLOTE	BP OIL COMPANY	FOB PLANT	05/01	F02	708											
2	AVON PARK PEAKERS	BP OIL COMPANY	FOB PLANT	05/01	F02	1,059											
3	BARTOW	NO DELIVERIES															
4	BARTOW PEAKERS	NO DELIVERIES															
5	BARTOW NORTH FUEL TERMINAL	RIO ENERGY INTERNATIONAL INC	FOB TERMINAL	05/01	F06	242,211											
6	BARTOW SOUTH FUEL TERMINAL	RIO ENERGY INTERNATIONAL INC	FOB TERMINAL	05/01	F06	235,488											
7	BARTOW SOUTH FUEL TERMINAL	RIO ENERGY INTERNATIONAL INC	FOB TERMINAL	05/01	F06	369,666											
8	BARTOW FUEL TERMINAL-UNIT 4	RIO ENERGY INTERNATIONAL INC	FOB TERMINAL	05/01	F06	213,533											
9	BARTOW FUEL TERMINAL-UNIT 4	RIO ENERGY INTERNATIONAL INC	FOB TERMINAL	05/01	F06	117,254											
10	BAYBORO PEAKERS	CENTRAL OIL COMPANY	FOB PLANT	05/01	F02	20,800											
11	CRYSTAL RIVER NORTH	BP OIL COMPANY	FOB PLANT	05/01	F02	7,962											
12	CRYSTAL RIVER SOUTH	BP OIL COMPANY	FOB PLANT	05/01	F02	1,046											
13	DEBARY PEAKERS	BP OIL COMPANY	FOB PLANT	05/01	F02	27,359											
14	HINES PLANT PEAKERS	BP OIL COMPANY	FOB PLANT	05/01	F02	888											
15	HIGGINS PEAKERS	NO DELIVERIES															
16	INTERCESSION CITY PEAKERS	BP OIL COMPANY	FOB PLANT	05/01	F02	44,648											
17	CRYSTAL RIVER NUCLEAR PLANT	BP OIL COMPANY	FOB PLANT	05/01	F02	94											
18	RIO PINAR PEAKERS	BP OIL COMPANY	FOB PLANT	05/01	F02	531											



MONTHLY REPORT OF COST AND QUALITY OF FUEL OIL FOR ELECTRIC PLANTS
ORIGIN, VOLUME, DELIVERED PRICE AND AS RECEIVED QUALITY

SPECIFIED CONFIDENTIAL


1. REPORTING MONTH May-01
2. REPORTING COMPANY. FLORIDA POWER CORPORATION

3. NAME, TITLE & TELEPHONE NUMBER OF CONTACT PERSON CONCERNING DATA
SUBMITTED ON THIS FORM: MANNY PEREZ, ACCOUNTANT (727) 820-5302

4. SIGNATURE OF OFFICIAL SUBMITTING REPORT: 
JAVIER PORTUONDO - MANAGER, REGULATORY SERVICES

5. DATE COMPLETED. 07/10/01

LINE NO. (a)	PLANT NAME (b)	SUPPLIER NAME (c)	DELIVERY LOCATION (d)	DELIVERY DATE (e)	TYPE OIL (f)	VOLUME (Bbls) (g)	INVOICE PRICE (\$/Bbl) (h)	INVOICE AMOUNT (\$) (i)	DISCOUNT (\$) (j)	NET AMOUNT (\$) (k)	NET PRICE (\$/Bbl) (l)	QUALITY ADJUST (\$/Bbl) (m)	EFFECTIVE PURCHASE PRICE (\$/Bbl) (n)	TRANSPORT TO TERMINAL (\$/Bbl) (o)	ADDITIONAL TRANSPORT CHARGES (\$/Bbl) (p)	OTHER CHARGES (\$/Bbl) (q)	DELIVERED PRICE (\$/Bbl) (r)
19	SUWANNEE PEAKERS	BP OIL COMPANY	FOB PLANT	05/01	F02	357											
20	SUWANNEE STEAM PLANT	C&G PETROLEUM INC	FOB PLANT	05/01	F06	2,015											
21	SUWANNEE STEAM PLANT	TEXPAR ENERGY INC	FOB PLANT	05/01	F06	60,396											
22	SUWANNEE STEAM PLANT	TEXPAR ENERGY INC	FOB PLANT	05/01	F06	51,607											
23	STEUART FUEL TERMINAL	NO DELIVERIES															
24	TURNER STEAM PLANT	NO DELIVERIES															
25	TURNER PEAKERS	BP OIL COMPANY	FOB PLANT	05/01	F02	4,958											
26	UNIVERSITY OF FLORIDA	NO DELIVERIES															



**MONTHLY REPORT OF COST AND QUALITY OF COAL FOR ELECTRIC PLANTS
ORIGIN, TONNAGE, DELIVERED PRICE AND AS RECEIVED QUALITY**


1. Report for: Mo. May 2001

2. Reporting Company: Florida Power Corporation

3. Plant Name: Transfer Facility - IMT

4. Name, Title and Telephone Number of Contact
Person Concerning Data Submitted on this Form
Delmar J. Clark Jr., Business Analyst
(727) 824-6616

5. Signature of Official Submitting Report


Delmar J. Clark Jr., Business Analyst

6. Date Completed: July 16, 2001

Line No.	Supplier Name	Mine Location	Purchase Type	Transportation Mode	Tons	Effective Purchase Price (\$/Ton)	Total Transportation Cost (\$/Ton)	F.O.B. Plant Price (\$/Ton)	As Received Coal Quality			
									Percent Sulfur (%)	Btu Content (Btu/lb)	Percent Ash (%)	Percent Moisture (%)
(a)	(b)	(c)	(d)	(e)	(f)	(g)	(h)	(i)	(j)	(k)	(l)	(m)
1	Glencore, Ltd.	50 , IM , 999	S	GB	42,457			\$48.32	0.70	12,379	6.27	8.41
2	Pen Coal Company	08 , Wv , 99	MTC	B	14,830			\$49.74	0.69	12,324	11.00	6.20
3	Black Hawk Synfuel, LLC	08 , Wv , 39	S	B	123,163			\$53.99	0.69	12,120	12.06	7.40
4	New River Synfuel, LLC	08 , Wv , 39	S	B	44,427			\$42.11	0.69	12,204	11.84	7.10

**MONTHLY REPORT OF COST AND QUALITY OF COAL FOR ELECTRIC PLANTS
ORIGIN, TONNAGE, DELIVERED PRICE AND AS RECEIVED QUALITY**


1. Report for: Mo. May 2001

2. Reporting Company: Florida Power Corporation

3. Plant Name: Crystal River 1 & 2

4. Name, Title and Telephone Number of Contact
Person Concerning Data Submitted on this Form
Delmar J. Clark Jr., Business Analyst
(727) 824-6616

5. Signature of Official Submitting Report


Delmar J. Clark Jr., Business Analyst

6. Date Completed: July 16, 2001

Line No.	Supplier Name	Mine Location	Purchase Type	Transportation Mode	Tons	Effective Purchase Price (\$/Ton)	Total Transportation Cost (\$/Ton)	F.O.B. Plant Price (\$/Ton)	As Received Coal Quality			
									Percent Sulfur (%)	Btu Content (Btu/lb)	Percent Ash (%)	Percent Moisture (%)
(a)	(b)	(c)	(d)	(e)	(f)	(g)	(h)	(i)	(j)	(k)	(l)	(m)
1	AEI Coal Sales Co., Inc.	08 , Ky , 193	MTC	UR	19,155			\$43.36	0.92	12,228	11.53	6.07
2	Consolidated Coal Sales	08 , Ky , 133	MTC	UR	58,251			\$42.70	1.08	13,066	7.56	5.81
3	A. T. Massey Coal Company	08 , Ky , 195	MTC	UR	50,184			\$42.58	0.87	12,734	7.87	6.79
4	Quaker Coal Company, Inc.	08 , Ky , 195	MTC	UR	29,977			\$46.88	1.04	12,498	10.60	6.29
5	Transfer Facility	N/A	N/A	OB	N/A			N/A	N/A	N/A	N/A	N/A

**MONTHLY REPORT OF COST AND QUALITY OF COAL FOR ELECTRIC PLANTS
ORIGIN, TONNAGE, DELIVERED PRICE AND AS RECEIVED QUALITY**


1. Report for: Mo. May 2001

2. Reporting Company: Florida Power Corporation

3. Plant Name: Crystal River 4 & 5

4. Name, Title and Telephone Number of Contact
Person Concerning Data Submitted on this Form
Delmar J. Clark Jr., Business Analyst
(727) 824-6616

5. Signature of Official Submitting Report


Delmar J. Clark Jr., Business Analyst

6. Date Completed: July 16, 2001


Line No.	Supplier Name	Mine Location	Purchase Type	Transportation Mode	Tons	Effective Purchase Price (\$/Ton)	Total Transportation Cost (\$/Ton)	F.O.B. Plant Price (\$/Ton)	As Received Coal Quality			
									Percent Sulfur (%)	Btu Content (Btu/lb)	Percent Ash (%)	Percent Moisture (%)
(a)	(b)	(c)	(d)	(e)	(f)	(g)	(h)	(i)	(j)	(k)	(l)	(m)
1	Alliance Coal Sales Corp.	08 , Ky , 195	MTC	UR	18,515			\$44.86	0.59	12,897	7.11	6.75
2	Coal Energy Resources	08 , Ky , 133	S	UR	9,828			\$77.91	0.71	12,774	7.55	6.47
3	Coal Energy Resources	08 , Ky , 133	S	UR	9,789			\$80.64	0.70	13,097	7.12	5.75
4	Coal Energy Resources	08 , Ky , 133	S	UR	9,502			\$80.64	0.73	12,756	8.29	5.84
5	Consolidated Coal Sales	08 , Ky , 133	S	UR	9,555			\$83.25	0.78	13,127	7.28	5.21
6	Mirant Americas Energy Mktg,LP	08 , Wv , 005	S	UR	9,288			\$80.99	0.67	13,436	8.01	4.03
7	Peabody Coal Sales	08 , Wv , 005	S	UR	18,707			\$86.19	0.76	13,623	5.31	6.42
8	Powell Mountain Coal Company	08 , Ky , 119	LTC	UR	47,501			\$50.58	0.74	12,959	7.43	6.05
9	Quaker Coal Company, Inc.	08 , Ky , 195	MTC	UR	29,600			\$50.19	0.72	12,529	10.03	6.57
10	Transfer Facility	N/A	N/A	OB	294,952			\$57.03	0.68	12,131	11.21	7.46

**MONTHLY REPORT OF COST AND QUALITY OF COAL FOR ELECTRIC PLANTS
ORIGIN, TONNAGE, DELIVERED PRICE AND AS RECEIVED QUALITY**

- 1. Report for: Mo. May 2001
- 2. Reporting Company: Florida Power Corporation
- 3. Plant Name: Transfer Facility - IMT

4. Name, Title and Telephone Number of Contact Person Concerning Data Submitted on this Form
 Delmar J. Clark Jr., Business Analyst
 (727) 824-6616

5. Signature of Official Submitting Report


 Delmar J. Clark Jr., Business Analyst

6. Date Completed: July 16, 2001

Line No.	Supplier Name	Mine Location	Purchase Type	Tons	F.O.B. Mine Price (\$/Ton)	Short Haul & Loading Charges (\$/Ton)	Original Invoice Price (\$/Ton)	Retro-active Price Inc(Dec) (\$/Ton)	Base Price (\$/Ton)	Quality Adjust-ments (\$/Ton)	Effective Purchase Price (\$/Ton)
(a)	(b)	(c)	(d)	(e)	(f)	(g)	(h)	(i)	(j)	(k)	(l)
1	Glencore, Ltd.	50 , IM , 999	S	42,457							
2	Pen Coal Company	08 , Wv , 99	MTC	14,830							
3	Black Hawk Synfuel, LLC	08 , Wv , 39	S	123,163							
4	New River Synfuel, LLC	08 , Wv , 39	S	44,427							

**MONTHLY REPORT OF COST AND QUALITY OF COAL FOR ELECTRIC PLANTS
ORIGIN, TONNAGE, DELIVERED PRICE AND AS RECEIVED QUALITY**

1. Report for: Mo. May 2001

2. Reporting Company: Florida Power Corporation

3. Plant Name: Crystal River 1 & 2

4. Name, Title and Telephone Number of Contact Person Concerning Data Submitted on this Form
Delmar J. Clark Jr., Business Analyst
(727) 824-6616

5. Signature of Official Submitting Report


Delmar J. Clark Jr., Business Analyst

6. Date Completed: July 16, 2001

Line No.	Supplier Name	Mine Location	Purchase Type	Tons	F.O.B. Mine Price (\$/Ton)	Short Haul & Loading Charges (\$/Ton)	Original Invoice Price (\$/Ton)	Retro-active Price Increases (\$/Ton)	Base Price (\$/Ton)	Quality Adjust-ments (\$/Ton)	Effective Purchase Price (\$/Ton)
(a)	(b)	(c)	(d)	(e)	(f)	(g)	(h)	(i)	(j)	(k)	(l)
1	AEI Coal Sales Co., Inc.	08 , Ky , 193	MTC	19,155							
2	Consolidated Coal Sales	08 , Ky , 133	MTC	58,251							
3	A. T. Massey Coal Company	08 , Ky , 195	MTC	50,184							
4	Quaker Coal Company, Inc.	08 , Ky , 195	MTC	29,977							
5	Transfer Facility	N/A	N/A	N/A							

**MONTHLY REPORT OF COST AND QUALITY OF COAL FOR ELECTRIC PLANTS
ORIGIN, TONNAGE, DELIVERED PRICE AND AS RECEIVED QUALITY**


1. Report for: Mo. May 2001

2. Reporting Company: Florida Power Corporation

3. Plant Name: Crystal River 4 & 5

4. Name, Title and Telephone Number of Contact
Person Concerning Data Submitted on this Form
Delmar J. Clark Jr., Business Analyst
(727) 824-6616

5. Signature of Official Submitting Report


Delmar J. Clark Jr., Business Analyst

6. Date Completed: July 16, 2001

Line No.	Supplier Name	Mine Location	Purchase Type	Tons	F.O.B. Mine Price (\$/Ton)	Short Haul & Loading Charges (\$/Ton)	Original Invoice Price (\$/Ton)	Retro-active Price Increases (\$/Ton)	Base Price (\$/Ton)	Quality Adjustments (\$/Ton)	Effective Purchase Price (\$/Ton)
(a)	(b)	(c)	(d)	(e)	(f)	(g)	(h)	(i)	(j)	(k)	(l)
1	Alliance Coal Sales Corp.	08 , Ky , 195	MTC	18,515							
2	Coal Energy Resources	08 , Ky , 133	S	9,828							
3	Coal Energy Resources	08 , Ky , 133	S	9,789							
4	Coal Energy Resources	08 , Ky , 133	S	9,502							
5	Consolidated Coal Sales	08 , Ky , 133	S	9,555							
6	Mirant Americas Energy Mktg,LP	08 , Wv , 005	S	9,288							
7	Peabody Coal Sales	08 , Wv , 005	S	18,707							
8	Powell Mountain Coal Company	08 , Ky , 119	LTC	47,501							
9	Quaker Coal Company, Inc.	08 , Ky , 195	MTC	29,600							
10	Transfer Facility	N/A	N/A	294,952							

**MONTHLY REPORT OF COST AND QUALITY OF COAL FOR ELECTRIC PLANTS
ORIGIN, TONNAGE, DELIVERED PRICE AND AS RECEIVED QUALITY**


1. Report for: Mo. May 2001

2. Reporting Company: Florida Power Corporation

3. Plant Name: Transfer Facility - IMT

4. Name, Title and Telephone Number of Contact
Person Concerning Data Submitted on this Form
Delmar J. Clark Jr., Business Analyst
(727) 824-6616

5. Signature of Official Submitting Report


Delmar J. Clark Jr., Business Analyst

6. Date Completed: July 16, 2001


Line No.	Supplier Name	Mine Location	Shipping Point	Transportation Mode	Tons	Effective Purchase Price (\$/Ton)	Additional Shorthaul & Loading Charges (\$/Ton)	Rail Rate (\$/Ton)	Other Rail Charges (\$/Ton)	River Barge Rate (\$/Ton)	Trans-loading Rate (\$/Ton)	Ocean Barge Rate (\$/Ton)	Other Water Charges (\$/Ton)	Other Related Charges (\$/Ton)	Transportation Charges (\$/Ton)	F.O.B. Plant Price (\$/Ton)
(a)	(b)	(c)	(d)	(e)	(f)	(g)	(h)	(i)	(j)	(k)	(l)	(m)	(n)	(o)	(p)	(q)
1	Glencore, Ltd.	50 , IM , 999	La Jagua, Col	GB	42,457		N/A	N/A	N/A	N/A	N/A	N/A	N/A	N/A		\$48.32
2	Pen Coal Company	08 , Wv , 99	Wayne, Wv	B	14,830		N/A	N/A	N/A	N/A	N/A	N/A	N/A	N/A		\$49.74
3	Black Hawk Synfuel, LLC	08 , Wv , 39	Kanawha,Wv	B	123,163		N/A	N/A	N/A	N/A	N/A	N/A	N/A	N/A		\$53.99
4	New River Synfuel, LLC	08 , Wv , 39	Kanawha,Wv	B	44,427		N/A	N/A	N/A	N/A	N/A	N/A	N/A	N/A		\$42.11

**MONTHLY REPORT OF COST AND QUALITY OF COAL FOR ELECTRIC PLANTS
ORIGIN, TONNAGE, DELIVERED PRICE AND AS RECEIVED QUALITY**

- 1. Report for: Mo. May 2001
- 2. Reporting Company: Florida Power Corporation
- 3. Plant Name: Crystal River 1 & 2

4. Name, Title and Telephone Number of Contact Person Concerning Data Submitted on this Form
Delmar J. Clark Jr., Business Analyst
(727) 824-6616

5. Signature of Official Submitting Report


Delmar J. Clark Jr., Business Analyst

6. Date Completed: July 16, 2001

Line No.	Supplier Name	Mine Location	Shipping Point	Transportation Mode	Tons	Effective Purchase Price (\$/Ton)	Additional Shorthaul & Loading Charges (\$/Ton)	Rail Rate (\$/Ton)	Other Rail Charges (\$/Ton)	River Barge Rate (\$/Ton)	Trans-loading Rate (\$/Ton)	Ocean Barge Rate (\$/Ton)	Other Water Charges (\$/Ton)	Other Related Charges (\$/Ton)	Transportation Charges (\$/Ton)	F.O.B. Plant Price (\$/Ton)
(a)	(b)	(c)	(d)	(e)	(f)	(g)	(h)	(i)	(j)	(k)	(l)	(m)	(n)	(o)	(p)	(q)
1	AEI Coal Sales Co., Inc.	08 , Ky , 193	Perry, Ky	UR	19,155		N/A			N/A	N/A	N/A	\$0.00	\$0.00		\$43.36
2	Consolidated Coal Sales	08 , Ky , 133	Letcher, Ky	UR	58,251		N/A			N/A	N/A	N/A	\$0.00	\$0.00		\$42.70
3	A. T. Massey Coal Company	08 , Ky , 195	Pike, Ky	UR	50,184		N/A			N/A	N/A	N/A	\$0.00	\$0.00		\$42.58
4	Quaker Coal Company, Inc.	08 , Ky , 195	Pike, Ky	UR	29,977		N/A			N/A	N/A	N/A	\$0.00	\$0.00		\$46.88
5	Transfer Facility	N/A	Plaquemines Parrish, La	OB	N/A		N/A			N/A	N/A	N/A	\$0.00	\$0.00		N/A

**MONTHLY REPORT OF COST AND QUALITY OF COAL FOR ELECTRIC PLANTS
ORIGIN, TONNAGE, DELIVERED PRICE AND AS RECEIVED QUALITY**


1. Report for: Mo. May 2001

2. Reporting Company: Florida Power Corporation

3. Plant Name: Crystal River 4 & 5

4. Name, Title and Telephone Number of Contact
Person Concerning Data Submitted on this Form
Delmar J. Clark Jr., Business Analyst
(727) 824-6616

5. Signature of Official Submitting Report


Delmar J. Clark Jr., Business Analyst

6. Date Completed: July 16, 2001

Line No.	Supplier Name	Mine Location	Shipping Point	Transportation Mode	Tons	Effective Purchase Price (\$/Ton)	Additional Shorthaul & Loading Charges (\$/Ton)	Rail Rate (\$/Ton)	Other Rail Charges (\$/Ton)	River Barge Rate (\$/Ton)	Trans-loading Rate (\$/Ton)	Ocean Barge Rate (\$/Ton)	Other Water Charges (\$/Ton)	Other Related Charges (\$/Ton)	Transportation Charges (\$/Ton)	F.O.B. Plant Price (\$/Ton)
(a)	(b)	(c)	(d)	(e)	(f)	(g)	(h)	(i)	(j)	(k)	(l)	(m)	(n)	(o)	(p)	(q)
1	Alliance Coal Sales Corp.	08 , Ky , 195	Pike, Ky	UR	18,515		N/A			N/A	N/A	N/A	\$0.00	\$0.00		\$44.86
2	Coal Energy Resources	08 , Ky , 133	Letcher, Ky	UR	9,828		N/A			N/A	N/A	N/A	\$0.00	\$0.00		\$77.91
3	Coal Energy Resources	08 , Ky , 133	Letcher, Ky	UR	9,789		N/A			N/A	N/A	N/A	\$0.00	\$0.00		\$80.64
4	Coal Energy Resources	08 , Ky , 133	Letcher, Ky	UR	9,502		N/A			N/A	N/A	N/A	\$0.00	\$0.00		\$80.64
5	Consolidated Coal Sales	08 , Ky , 133	Letcher, Ky	UR	9,555		N/A			N/A	N/A	N/A	\$0.00	\$0.00		\$83.25
6	Mirant Americas Energy Mktg,LP	08 , Wv , 005	Boone, Wv	UR	9,288		N/A			N/A	N/A	N/A	\$0.00	\$0.00		\$80.99
7	Peabody Coal Sales	08 , Wv , 005	Boone, Wv	UR	18,707		N/A			N/A	N/A	N/A	\$0.00	\$0.00		\$86.19
8	Powell Mountain Coal Company	08 , Ky , 119	Knott, Ky	UR	47,501		N/A			N/A	N/A	N/A	\$0.00	\$0.00		\$50.58
9	Quaker Coal Company, Inc.	08 , Ky , 195	Pike, Ky	UR	29,600		N/A			N/A	N/A	N/A	\$0.00	\$0.00		\$50.19
10	Transfer Facility	N/A	Plaquemines Parrish, La	OB	294,952		N/A			N/A	N/A	N/A	\$0.00	\$0.00		\$57.03

**MONTHLY REPORT OF COST AND QUALITY OF COAL FOR ELECTRIC PLANTS
REPORT OF ADJUSTMENTS TO PREVIOUS COAL DELIVERIES**


1. Report for: Mo. May 2001

2. Reporting Company: Florida Power Corporation

3. Plant Name: Transfer Facility - IMT

4. Name, Title and Telephone Number of Contact
Person Concerning Data Submitted on this Form
Delmar J. Clark Jr., Business Analyst
(727) 824-6616

5. Signature of Official Submitting Report


Delmar J. Clark Jr., Business Analyst

6. Date Completed: July 16, 2001

Line No.	Month Reported	Form Plant Name	Intended Generating Plant	Supplier	Original Line Number	Old Volume (tons)	Form No.	Column Title	Old Value	New Value	New F.O.B. Plant Price	Reason for Revision
(a)	(b)	(c)	(d)	(e)	(f)	(g)	(h)	(i)	(j)	(k)	(l)	(m)
1	04/01	Transfer Facility-IMT	Black Hawk Synfuel LLC		4	122,360	2A	(k) Quality Adjustments			\$ 54.15	Quality Adjustment
2	04/01	Transfer Facility-IMT	New River Synfuel, LLC		5	45,490	2A	(k) Quality Adjustments			\$ 41.34	Quality Adjustment
3	04/01	Transfer Facility-IMT	Glencore, Ltd.		1	42,441	2A	(k) Quality Adjustments			\$ 48.65	Quality Adjustment
4	04/01	Transfer Facility-IMT	Inter-Ocean Coal, Inc.		2	47,261	2A	(k) Quality Adjustments			\$ 43.92	Quality Adjustment

**MONTHLY REPORT OF COST AND QUALITY OF COAL FOR ELECTRIC PLANTS
REPORT OF ADJUSTMENTS TO PREVIOUS COAL DELIVERIES**


1. Report for: Mo. May 2001

2. Reporting Company: Florida Power Corporation

3. Plant Name: Crystal River 1 & 2

4. Name, Title and Telephone Number of Contact Person Concerning Data Submitted on this Form
Delmar J. Clark Jr., Business Analyst
(727) 824-6616

5. Signature of Official Submitting Report


Delmar J. Clark Jr., Business Analyst

6. Date Completed: July 16, 2001

Line No.	Month Reported	Form Plant Name	Intended Generating Plant	Supplier	Original Line Number	Old Volume (tons)	Form No.	Column Title	Old Value	New Value	New F.O.B. Plant Price	Reason for Revision
(a)	(b)	(c)	(d)	(e)	(f)	(g)	(h)	(i)	(j)	(k)	(l)	(m)
1	04/01	CR1&2	CR1&2	AEI Coal Sales Co., Inc.	1	9,679	2A	(k) Quality Adjustments			\$44.11	Quality Adjustment
2	03/01	CR1&2	CR1&2	Consolidated Coal Sales	2	59,239	2A	(k) Quality Adjustments			\$42.80	Quality Adjustment
3	04/01	CR1&2	CR1&2	Consolidated Coal Sales	2	77,571	2A	(k) Quality Adjustments			\$43.07	Quality Adjustment
4	03/01	CR1&2	CR1&2	Diamond May Coal Company	3	29,295	2A	(k) Quality Adjustments			\$50.63	Quality Adjustment
5	04/01	CR1&2	CR1&2	Quaker Coal Company, Inc.	4	9,891	2A	(k) Quality Adjustments			\$47.34	Quality Adjustment

**MONTHLY REPORT OF COST AND QUALITY OF COAL FOR ELECTRIC PLANTS
REPORT OF ADJUSTMENTS TO PREVIOUS COAL DELIVERIES**


1. Report for: Mo. May 2001

2. Reporting Company: Florida Power Corporation

3. Plant Name: Crystal River 4 & 5

4. Name, Title and Telephone Number of Contact
Person Concerning Data Submitted on this Form
Delmar J. Clark Jr., Business Analyst
(727) 824-6616

5. Signature of Official Submitting Report


Delmar J. Clark Jr., Business Analyst

6. Date Completed: July 16, 2001

Line No.	Month Reported	Form Plant Name	Intended Generating Plant	Supplier	Original Line Number	Old Volume (tons)	Form No.	Column Title	Old Value	New Value	New F.O.B. Plant Price	Reason for Revision
(a)	(b)	(c)	(d)	(e)	(f)	(g)	(h)	(i)	(j)	(k)	(l)	(m)
1	04/01	CR4&5	CR4&5	Amvest Coal Sales, Inc.	2	9,452	2A	(k) Quality Adjustments			\$ 59.88	Quality Adjustment
2	03/01	CR4&5	CR4&5	Consolidated Coal Sales	1	9,759	2A	(k) Quality Adjustments			\$ 68.56	Quality Adjustment
3	04/01	CR4&5	CR4&5	Consolidated Coal Sales	4	9,776	2A	(k) Quality Adjustments			\$ 68.39	Quality Adjustment
4	04/01	CR4&5	CR4&5	Consolidated Coal Sales	4	9,776	2A	(k) Quality Adjustments			\$ 68.39	Quality Adjustment
5	04/01	CR4&5	CR4&5	Consolidated Coal Sales	5	9,947	2A	(k) Quality Adjustments			\$ 78.81	Quality Adjustment
6	04/01	CR4&5	CR4&5	Quaker Coal Company, Inc.	8	38,161	2A	(k) Quality Adjustments			\$ 50.81	Quality Adjustment
7	04/01	CR4&5	CR4&5	Massey Coal Sales	6	10,340	2A	(g) Short Haul&Loading Chgs			\$ 55.40	Brokerage Fee