



Florida Power
A Progress Energy Company

JAMES A. MCGEE

August 22, 2001

Ms. Blanco S. Bayo, Director
Division of Records and Reporting
Florida Public Service Commission
2540 Shumard Oak Blvd.
Tallahassee, Florida 32399-0850

Re: Docket No. 010001-EI

Dear Ms. Bayo:

Enclosed for filing are ten (10) copies of Florida Power Corporation's FPSC 423 Forms for the month of June 2001. Forms 423-1A, 423-2, 423-2A, 423-2B, and 423-2C contained in this filing have been edited to delete certain confidential information. Florida Power's Request for Specified Confidential Treatment, which includes an unedited copy of the 423 Forms, has been submitted for filing this date under separate cover.

Please acknowledge your receipt and filing of the above on the enclosed copy of this letter and return same to me.

Very truly yours,

James A. McGee

JAM:kbd
Enclosures
cc: Parties of record

CERTIFICATE OF SERVICE

Docket No. 010001-EI

I HEREBY CERTIFY that a true copy of Florida Power Corporation's 423 Forms for the month of June 2001 have been furnished to the following individuals by regular U.S. Mail this 22nd day of August, 2001.

Matthew M. Childs, Esquire
Steel, Hector & Davis
215 South Monroe, Suite 601
Tallahassee, FL 32301-1804

Jeffrey A. Stone, Esquire
Russell A. Badders, Esquire
Beggs and Lane
P. O. Box 12950
Pensacola, FL 32576-2950

Lee L. Willis, Esquire
James D. Beasley, Esquire
Ausley & McMullen
P. O. Box 391
Tallahassee, FL 32302

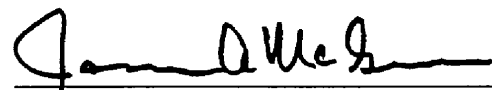
Wm. Cochran Keating, IV
Staff Counsel
Florida Public Service Commission
2540 Shumard Oak Boulevard
Tallahassee, FL 32399-0850

Stephen C. Burgess, Esquire
Office of the Public Counsel
111 West Madison Street
Room 812
Tallahassee, FL 32399-1400

Joseph A. McGlothlin, Esquire
Vicki Gordon Kaufman, Esquire
McWhirter, Reeves, McGlothlin,
Davidson, Decker, Kaufman,
Arnold & Steen, P.A.
117 S. Gadsden Street
Tallahassee, FL 32301

John McWhirter, Jr.
McWhirter, Reeves, McGlothlin,
Davidson, Decker, Kaufman,
Arnold & Steen, P.A.
P. O. Box 3350
Tampa, FL 33601

Norman Horton, Jr., Esquire
Messer, Caparello & Self
P. O. Box 1876
Tallahassee, FL 32302



Attorney

MONTHLY REPORT OF COST AND QUALITY OF FUEL OIL FOR ELECTRIC PLANTS
ORIGIN, VOLUME, DELIVERED PRICE AND AS RECEIVED QUALITY

SPECIFIED CONFIDENTIAL

1 REPORTING MONTH Jun-01


2 REPORTING COMPANY. FLORIDA POWER CORPORATION

3 NAME, TITLE & TELEPHONE NUMBER OF CONTACT PERSON CONCERNING DATA
SUBMITTED ON THIS FORM: MANNY PEREZ, ACCOUNTANT (727) 820-5399

4 SIGNATURE OF OFFICIAL SUBMITTING REPORT 
JAVIER PORTUONDO - MANAGER, REGULATORY SERVICES

5 DATE COMPLETED. 08/10/01

LINE NO. (a)	PLANT NAME (b)	SUPPLIER NAME (c)	DELIVERY LOCATION (d)	DELIVERY DATE (e)	TYPE OIL (f)	VOLUME (Bbls) (g)	INVOICE PRICE (\$/Bbl) (h)	INVOICE AMOUNT (\$) (i)	DISCOUNT (\$) (j)	NET AMOUNT (\$) (k)	NET PRICE (\$/Bbl) (l)	QUALITY ADJUST (\$/Bbl) (m)	EFFECTIVE PURCHASE PRICE (\$/Bbl) (n)	TRANSPORT TO TERMINAL (\$/Bbl) (o)	ADDITIONAL TRANSPORT CHARGES (\$/Bbl) (p)	OTHER CHARGES (\$/Bbl) (q)	DELIVERED PRICE (\$/Bbl) (r)
19	RIO PINAR PEAKERS	BP OIL COMPANY	FOB PLANT	06/01	F02	1,946											
20	SUWANNEE PEAKERS	BP OIL COMPANY	FOB PLANT	06/01	F02	8,669											
21	SUWANNEE STEAM PLANT	C&G PETROLEUM INC	FOB PLANT	06/01	F06	3,074											
22	SUWANNEE STEAM PLANT	TEXPAR ENERGY INC	FOB PLANT	06/01	F08	47,536											
23	SUWANNEE STEAM PLANT	TEXPAR ENERGY INC	FOB PLANT	06/01	F08	78,921											
24	STEUART FUEL TERMINAL	NO DELIVERIES															
25	TURNER STEAM PLANT	NO DELIVERIES															
26	TURNER PEAKERS	BP OIL COMPANY	FOB PLANT	06/01	F02	9,201											
27	TURNER PEAKERS	BP OIL COMPANY	FOB PLANT	06/01	F02	7,577											
28	UNIVERSITY OF FLORIDA	NO DELIVERIES															



**MONTHLY REPORT OF COST AND QUALITY OF COAL FOR ELECTRIC PLANTS
ORIGIN, TONNAGE, DELIVERED PRICE AND AS RECEIVED QUALITY**

- 1. Report for: Mo. June 2001
- 2. Reporting Company: Florida Power Corporation
- 3. Plant Name: Transfer Facility - IMT

4. Name, Title and Telephone Number of Contact
Person Concerning Data Submitted on this Form
Delmar J. Clark Jr., Business Analyst
(727) 824-6616

5. Signature of Official Submitting Report


Delmar J. Clark Jr., Business Analyst

6. Date Completed: August 15, 2001

Line No.	Supplier Name	Mine Location	Purchase Type	Transportation Mode	Tons	Effective Purchase Price (\$/Ton)	Total Transportation Cost (\$/Ton)	F.O.B. Plant Price (\$/Ton)	As Received Coal Quality			
									Percent Sulfur (%)	Btu Content (Btu/lb)	Percent Ash (%)	Percent Moisture (%)
(a)	(b)	(c)	(d)	(e)	(f)	(g)	(h)	(i)	(j)	(k)	(l)	(m)
1	Inter-American Coal, Inc.	50 , IM , 999	S	GB	42,585			\$51.02	0.70	12,379	8.41	6.27
2	Pen Coal Company	08 , Wv , 99	MTC	B	14,856			\$49.68	0.69	12,352	10.67	5.94
3	Black Hawk Synfuel, LLC	08 , Wv , 39	S	B	67,377			\$53.99	0.68	12,194	11.70	7.26
4	New River Synfuel, LLC	08 , Wv , 39	S	B	52,672			\$42.11	0.69	12,248	11.52	7.13
5	Kanawha River Termnal	08 , Wv , 005	S	B	42,783			\$44.51	0.69	12,358	11.67	6.24

**MONTHLY REPORT OF COST AND QUALITY OF COAL FOR ELECTRIC PLANTS
ORIGIN, TONNAGE, DELIVERED PRICE AND AS RECEIVED QUALITY**

- 1. Report for: Mo. June 2001
- 2. Reporting Company: Florida Power Corporation
- 3. Plant Name: Crystal River 1 & 2

4. Name, Title and Telephone Number of Contact Person Concerning Data Submitted on this Form
Delmar J. Clark Jr., Business Analyst
(727) 824-6616

5. Signature of Official Submitting Report


Delmar J. Clark Jr., Business Analyst

6. Date Completed: August 15, 2001

Line No.	Supplier Name	Mine Location	Purchase Type	Transportation Mode	Tons	Effective Purchase Price (\$/Ton)	Transportation Cost (\$/Ton)	F.O.B. Plant Price (\$/Ton)	As Received Coal Quality			
									Percent Sulfur (%)	Btu Content (Btu/lb)	Percent Ash (%)	Percent Moisture (%)
(a)	(b)	(c)	(d)	(e)	(f)	(g)	(h)	(i)	(j)	(k)	(l)	(m)
1	AEI Coal Sales Co., Inc.	08 , Ky , 193	MTC	UR	29,661			\$43.49	1.04	11,946	12.78	6.58
2	Consolidated Coal Sales	08 , Ky , 133	MTC	UR	10,036			\$43.96	1.21	12,984	7.46	6.28
3	Consolidated Coal Sales	08 , Ky , 133	MTC	UR	38,792			\$42.51	1.07	12,876	8.40	5.74
4	Consolidated Coal Sales	08 , Ky , 119	MTC	UR	19,535			\$42.51	1.16	12,704	8.89	6.29
5	A. T. Massey Coal Company	08 , Ky , 195	MTC	UR	29,650			\$42.71	0.78	12,632	8.19	7.58
6	Peabody Coal Sales	08 , Ky , 119	S	UR	9,988			\$48.13	1.31	12,786	8.83	5.87
7	Quaker Coal Company, Inc.	08 , Ky , 195	MTC	UR	39,443			\$47.01	1.08	12,606	10.94	5.44
8	Transfer Facility	N/A	N/A	OB	3,600			\$56.59	0.87	12,623	9.40	5.81

**MONTHLY REPORT OF COST AND QUALITY OF COAL FOR ELECTRIC PLANTS
ORIGIN, TONNAGE, DELIVERED PRICE AND AS RECEIVED QUALITY**

- 1. Report for: Mo. June 2001
- 2. Reporting Company: Florida Power Corporation
- 3. Plant Name: Crystal River 4 & 5

4. Name, Title and Telephone Number of Contact
Person Concerning Data Submitted on this Form
Delmar J. Clark Jr., Business Analyst
(727) 824-6616

5. Signature of Official Submitting Report


Delmar J. Clark Jr., Business Analyst

6. Date Completed: August 15, 2001

Line No.	Supplier Name	Mine Location	Purchase Type	Transportation Mode	Tons	Effective Purchase Price (\$/Ton)	Total Transportation Cost (\$/Ton)	F.O.B. Plant Price (\$/Ton)	As Received Coal Quality			
									Percent Sulfur (%)	Btu Content (Btu/lb)	Percent Ash (%)	Percent Moisture (%)
(a)	(b)	(c)	(d)	(e)	(f)	(g)	(h)	(i)	(j)	(k)	(l)	(m)
1	Alliance Coal Sales Corp.	08 , Ky , 195	MTC	UR	10,238			\$46.47	0.70	12,899	6.98	6.69
2	Alliance Coal Sales Corp.	08 , Ky , 195	MTC	UR	9,646			\$45.02	0.70	12,918	7.60	5.83
3	Alliance Coal Sales Corp.	08 , Ky , 195	S	UR	10,222			\$73.22	0.66	12,894	7.85	6.01
4	Duke Energy Merchants, LLC	08 , Ky , 133	S	UR	10,383			\$72.85	0.72	13,078	7.44	6.02
5	Mirant Americas Energy Mktg,LP	08 , Wv , 005	S	UR	9,652			\$67.15	0.65	12,827	9.73	6.13
6	Powell Mountain Coal Company	08 , Ky , 119	LTC	UR	29,330			\$50.74	0.72	12,759	8.69	6.23
7	Quaker Coal Company, Inc.	08 , Ky , 195	MTC	UR	29,933			\$50.27	0.67	12,593	9.25	7.20
8	Transfer Facility	00 N/A 000	N/A	OB	227,511			\$57.99	0.69	12,167	10.02	8.05

**MONTHLY REPORT OF COST AND QUALITY OF COAL FOR ELECTRIC PLANTS
ORIGIN, TONNAGE, DELIVERED PRICE AND AS RECEIVED QUALITY**

1. Report for: Mo. June 2001

2. Reporting Company: Florida Power Corporation

3. Plant Name: Transfer Facility - IMT

4. Name, Title and Telephone Number of Contact Person Concerning Data Submitted on this Form
Delmar J. Clark Jr., Business Analyst
(727) 824-6616

5. Signature of Official Submitting Report


Delmar J. Clark Jr., Business Analyst

6. Date Completed: August 15, 2001

Line No.	Supplier Name	Mine Location	Purchase Type	Tons	F.O.B. Mine Price (\$/Ton)	Short Haul & Loading Charges (\$/Ton)	Original Invoice Price (\$/Ton)	Retro-active Price Inc(Dec) (\$/Ton)	Base Price (\$/Ton)	Quality Adjust-ments (\$/Ton)	Effective Purchase Price (\$/Ton)
(a)	(b)	(c)	(d)	(e)	(f)	(g)	(h)	(i)	(j)	(k)	(l)
1	Inter-American Coal, Inc.	50 , IM , 999	S	42,585							
2	Pen Coal Company	08 , Wv , 99	MTC	14,856							
3	Black Hawk Synfuel, LLC	08 , Wv , 39	S	67,377							
4	New River Synfuel, LLC	08 , Wv , 39	S	52,672							
5	Kanawha River Termnal	08 , Wv , 005	S	42,783							

**MONTHLY REPORT OF COST AND QUALITY OF COAL FOR ELECTRIC PLANTS
ORIGIN, TONNAGE, DELIVERED PRICE AND AS RECEIVED QUALITY**

- 1. Report for: Mo. June 2001
- 2. Reporting Company: Florida Power Corporation
- 3. Plant Name: Crystal River 1 & 2

4. Name, Title and Telephone Number of Contact Person Concerning Data Submitted on this Form
 Delmar J. Clark Jr., Business Analyst
 (727) 824-6616

5. Signature of Official Submitting Report

Delmar J. Clark Jr.
 Delmar J. Clark Jr., Business Analyst

6. Date Completed: August 15, 2001


Line No.	Supplier Name	Mine Location	Purchase Type	Tons	F.O.B. Mine Price (\$/Ton)	Short Haul & Loading Charges (\$/Ton)	Original Invoice Price (\$/Ton)	Retro-active Price Increases (\$/Ton)	Base Price (\$/Ton)	Quality Adjustments (\$/Ton)	Effective Purchase Price (\$/Ton)
(a)	(b)	(c)	(d)	(e)	(f)	(g)	(h)	(i)	(j)	(k)	(l)
1	AEI Coal Sales Co., Inc.	08 , Ky , 193	MTC	29,661							
2	Consolidated Coal Sales	08 , Ky , 133	MTC	10,036							
3	Consolidated Coal Sales	08 , Ky , 133	MTC	38,792							
4	Consolidated Coal Sales	08 , Ky , 119	MTC	19,535							
5	A. T. Massey Coal Company	08 , Ky , 195	MTC	29,650							
6	Peabody Coal Sales	08 , Ky , 119	S	9,988							
7	Quaker Coal Company, Inc.	08 , Ky , 195	MTC	39,443							
8	Transfer Facility	N/A	N/A	3,600							

**MONTHLY REPORT OF COST AND QUALITY OF COAL FOR ELECTRIC PLANTS
ORIGIN, TONNAGE, DELIVERED PRICE AND AS RECEIVED QUALITY**

- 1. Report for: Mo. June 2001
- 2. Reporting Company: Florida Power Corporation
- 3. Plant Name: Crystal River 4 & 5

4. Name, Title and Telephone Number of Contact Person Concerning Data Submitted on this Form
 Delmar J. Clark Jr., Business Analyst
 (727) 824-6616

5. Signature of Official Submitting Report


 Delmar J. Clark Jr., Business Analyst

6. Date Completed: August 15, 2001


Line No.	Supplier Name	Mine Location	Purchase Type	Tons	F.O.B. Mine Price (\$/Ton)	Short Haul & Loading Charges (\$/Ton)	Original Invoice Price (\$/Ton)	Retro-active Price Increases (\$/Ton)	Base Price (\$/Ton)	Quality Adjustments (\$/Ton)	Effective Purchase Price (\$/Ton)
(a)	(b)	(c)	(d)	(e)	(f)	(g)	(h)	(i)	(j)	(k)	(l)
1	Alliance Coal Sales Corp.	08 , Ky , 195	MTC	10,238							
2	Alliance Coal Sales Corp.	08 , Ky , 195	MTC	9,646							
3	Alliance Coal Sales Corp.	08 , Ky , 195	S	10,222							
4	Duke Energy Merchants, LLC	08 , Ky , 133	S	10,383							
5	Mirant Americas Energy Mktg,LP	08 , Wv , 005	S	9,652							
6	Powell Mountain Coal Company	08 , Ky , 119	LTC	29,330							
7	Quaker Coal Company, Inc.	08 , Ky , 195	MTC	29,933							
8	Transfer Facility	00 N/A 000	N/A	227,511							

**MONTHLY REPORT OF COST AND QUALITY OF COAL FOR ELECTRIC PLANTS
ORIGIN, TONNAGE, DELIVERED PRICE AND AS RECEIVED QUALITY**

- 1. Report for: Mo. June 2001
- 2. Reporting Company: Florida Power Corporation
- 3. Plant Name: Transfer Facility - IMT

4. Name, Title and Telephone Number of Contact
Person Concerning Data Submitted on this Form
Delmar J. Clark Jr., Business Analyst
(727) 824-6616

5. Signature of Official Submitting Report


Delmar J. Clark Jr., Business Analyst

6. Date Completed: August 15, 2001


Line No.	Supplier Name	Mine Location	Shipping Point	Transportation Mode	Tons	Effective Purchase Price (\$/Ton)	Additional Shorthaul & Loading Charges (\$/Ton)	Rail Rate (\$/Ton)	Other Rail Charges (\$/Ton)	River Barge Rate (\$/Ton)	Trans-loading Rate (\$/Ton)	Ocean Barge Rate (\$/Ton)	Other Water Charges (\$/Ton)	Other Related Charges (\$/Ton)	Transportation Charges (\$/Ton)	F.O.B. Plant Price (\$/Ton)
(a)	(b)	(c)	(d)	(e)	(f)	(g)	(h)	(i)	(j)	(k)	(l)	(m)	(n)	(o)	(p)	(q)
1	Inter-American Coal, Inc.	50 , IM , 999	Paez, Ven	GB	42,585		N/A	N/A	N/A	N/A	N/A	N/A	N/A	N/A		\$51.02
2	Pen Coal Company	08 , Wv , 99	Wayne, Wv	B	14,856		N/A	N/A	N/A	N/A	N/A	N/A	N/A	N/A		\$49.68
3	Black Hawk Synfuel, LLC	08 , Wv , 39	Kanawha,Wv	B	67,377		N/A	N/A	N/A	N/A	N/A	N/A	N/A	N/A		\$53.99
4	New River Synfuel, LLC	08 , Wv , 39	Kanawha,Wv	B	52,672		N/A	N/A	N/A	N/A	N/A	N/A	N/A	N/A		\$42.11
5	Kanawha River Termnal	08 , Wv , 005	Boone, Wv	B	42,783		N/A	N/A	N/A	N/A	N/A	N/A	N/A	N/A		\$44.51

**MONTHLY REPORT OF COST AND QUALITY OF COAL FOR ELECTRIC PLANTS
ORIGIN, TONNAGE, DELIVERED PRICE AND AS RECEIVED QUALITY**

- 1. Report for: Mo. June 2001
- 2. Reporting Company: Florida Power Corporation
- 3. Plant Name: Crystal River 1 & 2

4. Name, Title and Telephone Number of Contact
Person Concerning Data Submitted on this Form
Delmar J. Clark Jr., Business Analyst
(727) 824-6616

5. Signature of Official Submitting Report


Delmar J. Clark Jr., Business Analyst

6. Date Completed: August 15, 2001

Line No.	Supplier Name	Mine Location	Shipping Point	Transportation Mode	Tons	Effective Purchase Price (\$/Ton)	Additional Shorthaul & Loading Charges (\$/Ton)	Rail Rate (\$/Ton)	Other Rail Charges (\$/Ton)	River Barge Rate (\$/Ton)	Trans-loading Rate (\$/Ton)	Ocean Barge Rate (\$/Ton)	Other Water Charges (\$/Ton)	Other Related Charges (\$/Ton)	Transportation Charges (\$/Ton)	F.O.B. Plant Price (\$/Ton)
1	AEI Coal Sales Co., Inc.	08 , Ky , 193	Perry, Ky	UR	29,661		N/A			N/A	N/A	N/A	\$0.00	\$0.00		\$43.49
2	Consolidated Coal Sales	08 , Ky , 133	Letcher, Ky	UR	10,036		N/A			N/A	N/A	N/A	\$0.00	\$0.00		\$43.96
3	Consolidated Coal Sales	08 , Ky , 133	Letcher, Ky	UR	38,792		N/A			N/A	N/A	N/A	\$0.00	\$0.00		\$42.51
4	Consolidated Coal Sales	08 , Ky , 119	Knott, Ky	UR	19,535		N/A			N/A	N/A	N/A	\$0.00	\$0.00		\$42.51
5	A. T. Massey Coal Company	08 , Ky , 195	Pike, Ky	UR	29,650		N/A			N/A	N/A	N/A	\$0.00	\$0.00		\$42.71
6	Peabody Coal Sales	08 , Ky , 119	Knott, Ky	UR	9,988		N/A			N/A	N/A	N/A	\$0.00	\$0.00		\$48.13
7	Quaker Coal Company, Inc.	08 , Ky , 195	Pike, Ky	UR	39,443		N/A			N/A	N/A	N/A	\$0.00	\$0.00		\$47.01
8	Transfer Facility	N/A	Plaquemines Parrish, La	OB	3,600		N/A			N/A	N/A	N/A	\$0.00	\$0.00		\$56.59

**MONTHLY REPORT OF COST AND QUALITY OF COAL FOR ELECTRIC PLANTS
ORIGIN, TONNAGE, DELIVERED PRICE AND AS RECEIVED QUALITY**

- 1. Report for: Mo. June 2001
- 2. Reporting Company: Florida Power Corporation
- 3. Plant Name: Crystal River 4 & 5

4. Name, Title and Telephone Number of Contact
Person Concerning Data Submitted on this Form
Delmar J. Clark Jr., Business Analyst
(727) 824-6616

5. Signature of Official Submitting Report


Delmar J. Clark Jr., Business Analyst

6. Date Completed: August 15, 2001

Line No.	Supplier Name	Mine Location	Shipping Point	Transportation Mode	Tons	Effective Purchase Price (\$/Ton)	Additional Shorthaul & Loading Charges (\$/Ton)	Rail Rate (\$/Ton)	Other Rail Charges (\$/Ton)	River Barge Rate (\$/Ton)	Trans-loading Rate (\$/Ton)	Ocean Barge Rate (\$/Ton)	Other Water Charges (\$/Ton)	Other Related Charges (\$/Ton)	Transportation Charges (\$/Ton)	F.O.B. Plant Price (\$/Ton)
(a)	(b)	(c)	(d)	(e)	(f)	(g)	(h)	(i)	(j)	(k)	(l)	(m)	(n)	(o)	(p)	(q)
1	Alliance Coal Sales Corp.	08 , Ky , 195	Pike, Ky	UR	10,238		N/A			N/A	N/A	N/A	\$0.00	\$0.00		\$46.47
2	Alliance Coal Sales Corp.	08 , Ky , 195	Pike, Ky	UR	9,646		N/A			N/A	N/A	N/A	\$0.00	\$0.00		\$45.02
3	Alliance Coal Sales Corp.	08 , Ky , 195	Pike, Ky	UR	10,222		N/A			N/A	N/A	N/A	\$0.00	\$0.00		\$73.22
4	Duke Energy Merchants, LLC	08 , Ky , 133	Letcher, Ky	UR	10,383		N/A			N/A	N/A	N/A	\$0.00	\$0.00		\$72.85
5	Mirant Americas Energy Mktg,LP	08 , Wv , 005	Boone, Wv	UR	9,652		N/A			N/A	N/A	N/A	\$0.00	\$0.00		\$67.15
6	Powell Mountain Coal Company	08 , Ky , 119	Knott, Ky	UR	29,330		N/A			N/A	N/A	N/A	\$0.00	\$0.00		\$50.74
7	Quaker Coal Company, Inc.	08 , Ky , 195	Pike, Ky	UR	29,933		N/A			N/A	N/A	N/A	\$0.00	\$0.00		\$50.27
8	Transfer Facility	00 N/A 000	Plaquemines Parrish, La	OB	227,511		N/A			N/A	N/A	N/A	\$0.00	\$0.00		\$57.99

**MONTHLY REPORT OF COST AND QUALITY OF COAL FOR ELECTRIC PLANTS
REPORT OF ADJUSTMENTS TO PREVIOUS COAL DELIVERIES**


1. Report for: Mo. June 2001

2. Reporting Company: Florida Power Corporation

3. Plant Name: Transfer Facility - IMT

4. Name, Title and Telephone Number of Contact
Person Concerning Data Submitted on this Form
Delmar J. Clark Jr., Business Analyst
(727) 824-6616

5. Signature of Official Submitting Report


Delmar J. Clark Jr., Business Analyst

6. Date Completed: August 15, 2001


Line No.	Month Reported	Form Plant Name	Intended Generating Plant	Supplier	Original Line Number	Old Volume (tons)	Form No.	Column Title	Old Value	New Value	New F.O.B. Plant Price	Reason for Revision
(a)	(b)	(c)	(d)	(e)	(f)	(g)	(h)	(i)	(j)	(k)	(l)	(m)
1	06/00	Transfer Facility-IMT		A. T. Massey Coal Company	2	38,729	2A	(k) Quality Adjustments			\$ 41.89	Quality Adjustment
2	06/00	Transfer Facility-IMT		A. T. Massey Coal Company	1	9,795	2A	(k) Quality Adjustments			\$ 41.54	Quality Adjustment
3	07/00	Transfer Facility-IMT		A. T. Massey Coal Company	2	43,217	2A	(k) Quality Adjustments			\$ 41.73	Quality Adjustment
4	07/00	Transfer Facility-IMT		A. T. Massey Coal Company	1	19,632	2A	(k) Quality Adjustments			\$ 41.63	Quality Adjustment
5	08/00	Transfer Facility-IMT		A. T. Massey Coal Company	3	63,707	2A	(k) Quality Adjustments			\$ 41.96	Quality Adjustment
6	08/00	Transfer Facility-IMT		A. T. Massey Coal Company	2	9,159	2A	(k) Quality Adjustments			\$ 42.19	Quality Adjustment
7	08/00	Transfer Facility-IMT		A. T. Massey Coal Company	1	19,955	2A	(k) Quality Adjustments			\$ 41.72	Quality Adjustment
8	09/00	Transfer Facility-IMT		A. T. Massey Coal Company	2	41,146	2A	(k) Quality Adjustments			\$ 41.97	Quality Adjustment
9	09/00	Transfer Facility-IMT		A. T. Massey Coal Company	1	9,577	2A	(k) Quality Adjustments			\$ 41.76	Quality Adjustment
10	10/00	Transfer Facility-IMT		A. T. Massey Coal Company	1	32,572	2A	(k) Quality Adjustments			\$ 42.27	Quality Adjustment
11	10/00	Transfer Facility-IMT		A. T. Massey Coal Company	6	9,409	2A	(k) Quality Adjustments			\$ 41.60	Quality Adjustment
12	10/00	Transfer Facility-IMT		A. T. Massey Coal Company	7	21,473	2A	(k) Quality Adjustments			\$ 42.01	Quality Adjustment
13	01/01	Transfer Facility-IMT		A. T. Massey Coal Company	3	19,150	2A	(k) Quality Adjustments			\$ 44.48	Quality Adjustment

**MONTHLY REPORT OF COST AND QUALITY OF COAL FOR ELECTRIC PLANTS
REPORT OF ADJUSTMENTS TO PREVIOUS COAL DELIVERIES**

- 1. Report for: Mo. June 2001
- 2. Reporting Company: Florida Power Corporation
- 3. Plant Name: Crystal River 1 & 2

4. Name, Title and Telephone Number of Contact Person Concerning Data Submitted on this Form
 Delmar J. Clark Jr., Business Analyst
 (727) 824-6616

5. Signature of Official Submitting Report


 Delmar J. Clark Jr., Business Analyst

6. Date Completed: August 15, 2001


Line No.	Month Reported	Form Plant Name	Intended Generating Plant	Supplier	Original Line Number	Old Volume (tons)	Form No.	Column Title	Old Value	New Value	New F.O.B. Plant Price	Reason for Revision
(a)	(b)	(c)	(d)	(e)	(f)	(g)	(h)	(i)	(j)	(k)	(l)	(m)
1	04/01	CR1&2	CR1&2	Consolidated Coal Sales	2	77,571	2A	(k) Quality Adjustments			\$ 43.07	Quality Adjustment
2	01/01	CR1&2	CR1&2	A. T. Massey Coal Company	3	49,153	2A	(k) Quality Adjustments			\$ 43.59	Quality Adjustment
3	02/01	CR1&2	CR1&2	A. T. Massey Coal Company	5	67,871	2A	(k) Quality Adjustments			\$ 43.20	Quality Adjustment
4	03/01	CR1&2	CR1&2	A. T. Massey Coal Company	4	48,431	2A	(k) Quality Adjustments			\$ 42.61	Quality Adjustment
5	05/01	CR1&2	CR1&2	A. T. Massey Coal Company	3	50,184	2B	(i) Rail Rate			\$ 42.88	Additional rail cost
6	05/01	CR1&2	CR1&2	Quaker Coal Company, Inc.	4	29,977	2B	(i) Rail Rate			\$ 47.39	Additional rail cost

**MONTHLY REPORT OF COST AND QUALITY OF COAL FOR ELECTRIC PLANTS
REPORT OF ADJUSTMENTS TO PREVIOUS COAL DELIVERIES**

- 1. Report for: Mo. June 2001
- 2. Reporting Company: Florida Power Corporation
- 3. Plant Name: Crystal River 4 & 5

4. Name, Title and Telephone Number of Contact Person Concerning Data Submitted on this Form
 Delmar J. Clark Jr., Business Analyst
 (727) 824-6616

5. Signature of Official Submitting Report


 Delmar J. Clark Jr., Business Analyst

6. Date Completed: August 15, 2001

Line No.	Month Reported	Form Plant Name	Intended Generating Plant	Supplier	Original Line Number	Old Volume (tons)	Form No.	Column Title	Old Value	New Value	New F.O.B. Plant Price	Reason for Revision
(a)	(b)	(c)	(d)	(e)	(f)	(g)	(h)	(i)	(j)	(k)	(l)	(m)
1	04/01	CR4&5	CR4&5	Consolidated Coal Sales	5	9,947	2A	(k) Quality Adjustments			\$ 78.81	Quality Adjustment
2	05/01	CR4&5	CR4&5	Peabody Coal Sales	7	18,707	2A	(k) Quality Adjustments			\$ 86.80	Quality Adjustment
3	05/01	CR4&5	CR4&5	Powell Mountain Coal Company	8	47,501	2B	(i) Rail Rate			\$ 50.88	Additional rail cost
4	05/01	CR4&5	CR4&5	Quaker Coal Company, Inc.	9	29,600	2B	(i) Rail Rate			\$ 50.69	Additional rail cost