



Florida Power
A Progress Energy Company

JAMES A. MCGEE

September 20, 2001

Ms. Blanco S. Bayo, Director
Division of Records and Reporting
Florida Public Service Commission
2540 Shumard Oak Blvd.
Tallahassee, Florida 32399-0850

Re: Docket No. 010001-EI

Dear Ms. Bayo:

Enclosed for filing are ten (10) copies of Florida Power Corporation's FPSC 423 Forms for the month of July 2001. Forms 423-1A, 423-2, 423-2A, 423-2B, and 423-2C contained in this filing have been edited to delete certain confidential information. Florida Power's Request for Specified Confidential Treatment, which includes an unedited copy of the 423 Forms, has been submitted for filing this date under separate cover.

Please acknowledge your receipt and filing of the above on the enclosed copy of this letter and return same to me.

Very truly yours,

James A. McGee

JAM:kbd
Enclosures
cc: Parties of record

One Progress Plaza, Suite 1500 • Post Office Box 14042 • St. Petersburg, Florida 33733-4042
Phone: 727 820 5184 Fax: 727 820.5519

DOCUMENT NUMBER - DATE

11901 SEP 24 01

FPSC-COMMISSION CLERK

CERTIFICATE OF SERVICE

Docket No. 010001-EI

I HEREBY CERTIFY that a true copy of Florida Power Corporation's 423 Forms for the month of July 2001 have been furnished to the following individuals by regular U.S. Mail this 21st day of September, 2001.

Matthew M. Childs, Esquire
Steel, Hector & Davis
215 South Monroe, Suite 601
Tallahassee, FL 32301-1804

Jeffrey A. Stone, Esquire
Russell A. Badders, Esquire
Beggs and Lane
P. O. Box 12950
Pensacola, FL 32576-2950

Lee L. Willis, Esquire
James D. Beasley, Esquire
Ausley & McMullen
P. O. Box 391
Tallahassee, FL 32302


Wm. Cochran Keating, IV
Staff Counsel
Florida Public Service Commission
2540 Shumard Oak Boulevard
Tallahassee, FL 32399-0850

Stephen C. Burgess, Esquire
Office of the Public Counsel
111 West Madison Street
Room 812
Tallahassee, FL 32399-1400

Joseph A. McGlothlin, Esquire
Vicki Gordon Kaufman, Esquire
McWhirter, Reeves, McGlothlin,
Davidson, Decker, Kaufman,
Arnold & Steen, P.A.
117 S. Gadsden Street
Tallahassee, FL 32301

John McWhirter, Jr.
McWhirter, Reeves, McGlothlin,
Davidson, Decker, Kaufman,
Arnold & Steen, P.A.
P. O. Box 3350
Tampa, FL 33601

Norman Horton, Jr., Esquire
Messer, Caparello & Self
P. O. Box 1876
Tallahassee, FL 32302




Attorney

**MONTHLY REPORT OF COST AND QUALITY OF COAL FOR ELECTRIC PLANTS
ORIGIN, TONNAGE, DELIVERED PRICE AND AS RECEIVED QUALITY**

- 1. Report for: Mo. July 2001
- 2. Reporting Company: Florida Power Corporation
- 3. Plant Name: Transfer Facility - IMT

4. Name, Title and Telephone Number of Contact
Person Concerning Data Submitted on this Form
Delmar J. Clark Jr., Business Analyst
(727) 824-6616

5. Signature of Official Submitting Report


Delmar J. Clark Jr., Business Analyst

6. Date Completed: September 14, 2001

Line No.	Supplier Name	Mine Location	Purchase Type	Transportation Mode	Tons	Effective Purchase Price (\$/Ton)	Total Transportation Cost (\$/Ton)	F.O.B. Plant Price (\$/Ton)	As Received Coal Quality			
									Percent Sulfur (%)	Btu Content (Btu/lb)	Percent Ash (%)	Percent Moisture (%)
(a)	(b)	(c)	(d)	(e)	(f)	(g)	(h)	(i)	(j)	(k)	(l)	(m)
1	Pen Coal Company	08 , Wv , 99	MTC	B	7,408			\$49.68	0.67	12,403	10.70	5.93
2	Black Hawk Synfuel, LLC	08 , Wv , 39	S	B	55,065			\$53.99	0.68	12,203	11.54	7.38
3	Black Hawk Synfuel, LLC	08 , Wv , 39	S	B	9,681			\$66.16	0.68	12,102	12.81	6.82
4	New River Synfuel, LLC	08 , Wv , 39	S	B	54,156			\$42.11	0.68	12,196	11.66	7.35

**MONTHLY REPORT OF COST AND QUALITY OF COAL FOR ELECTRIC PLANTS
ORIGIN, TONNAGE, DELIVERED PRICE AND AS RECEIVED QUALITY**


1. Report for: Mo. July 2001

2. Reporting Company: Florida Power Corporation

3. Plant Name: Crystal River 1 & 2

4. Name, Title and Telephone Number of Contact
Person Concerning Data Submitted on this Form
Delmar J. Clark Jr., Business Analyst
(727) 824-6616

5. Signature of Official Submitting Report


Delmar J. Clark Jr., Business Analyst

6. Date Completed: September 14, 2001

Line No.	Supplier Name	Mine Location	Purchase Type	Transportation Mode	Tons	Effective Purchase Price (\$/Ton)	Total Transportation Cost (\$/Ton)	F.O.B. Plant Price (\$/Ton)	As Received Coal Quality			
									Percent Sulfur (%)	Btu Content (Btu/lb)	Percent Ash (%)	Percent Moisture (%)
(a)	(b)	(c)	(d)	(e)	(f)	(g)	(h)	(i)	(j)	(k)	(l)	(m)
1	AEI Coal Sales Co., Inc.	08 , Ky , 193	MTC	UR	28,746			\$43.75	1.00	12,170	11.55	6.47
2	Consolidated Coal Sales	08 , Ky , 133	MTC	UR	29,408			\$42.77	1.05	12,819	8.16	6.20
3	Consolidated Coal Sales	08 , Ky , 119	MTC	UR	19,877			\$42.77	1.29	12,378	10.41	6.42
4	Created Mining, LLC	08 , Ky , 119	S	UR	29,533			\$70.89	1.20	12,542	9.47	6.29
5	Duke Energy Merchants, LLC	08 , Ky , 193	S	UR	9,686			\$64.19	0.93	12,540	9.98	6.21
6	A. T. Massey Coal Company	08 , Ky , 195	MTC	UR	9,600			\$42.97	0.88	12,574	9.29	6.50
7	Peabody Coal Sales	08 , Ky , 133	S	UR	10,000			\$48.07	1.13	12,564	8.46	7.44
8	PSEG Energy Resources & Trade	08 , Ky , 195	S	UR	9,779			\$69.02	0.84	12,551	9.10	7.15
9	Quaker Coal Company, Inc.	08 , Ky , 195	MTC	UR	30,027			\$47.27	1.02	12,521	10.71	5.54
10	Transfer Facility	N/A	N/A	OB	N/A			N/A	N/A	N/A	N/A	N/A

**MONTHLY REPORT OF COST AND QUALITY OF COAL FOR ELECTRIC PLANTS
ORIGIN, TONNAGE, DELIVERED PRICE AND AS RECEIVED QUALITY**


1. Report for: Mo. July 2001

2. Reporting Company: Florida Power Corporation

3. Plant Name: Crystal River 4 & 5

4. Name, Title and Telephone Number of Contact
Person Concerning Data Submitted on this Form
Delmar J. Clark Jr., Business Analyst
(727) 824-6616

5. Signature of Official Submitting Report


Delmar J. Clark Jr., Business Analyst

6. Date Completed: September 14, 2001

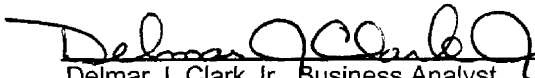
Line No.	Supplier Name	Mine Location	Purchase Type	Transportation Mode	Tons	Effective Purchase Price (\$/Ton)	Total Transportation Cost (\$/Ton)	F.O.B. Plant Price (\$/Ton)	As Received Coal Quality			
									Percent Sulfur (%)	Btu Content (Btu/lb)	Percent Ash (%)	Percent Moisture (%)
(a)	(b)	(c)	(d)	(e)	(f)	(g)	(h)	(i)	(j)	(k)	(l)	(m)
1	Alliance Coal Sales Corp.	08 , Ky , 195	MTC	UR	9,237			\$45.28	0.68	12,994	7.13	6.23
2	Created Mining, LLC	08 , Ky , 195	MTC	UR	8,873			\$70.00	0.81	13,391	5.93	7.00
3	Powell Mountain Coal Company	08 , Ky , 119	LTC	UR	30,294			\$52.61	0.70	12,700	8.59	6.56
4	Powell Mountain Coal Company	08 , Ky , 119	LTC	UR	9,871			\$51.16	0.68	12,863	7.69	6.16
5	Quaker Coal Company, Inc.	08 , Ky , 195	MTC	UR	10,102			\$50.53	0.68	12,677	10.32	6.08
6	Transfer Facility	00 N/A 000	N/A	OB	129,773			\$61.16	0.71	12,444	10.18	7.40

**MONTHLY REPORT OF COST AND QUALITY OF COAL FOR ELECTRIC PLANTS
ORIGIN, TONNAGE, DELIVERED PRICE AND AS RECEIVED QUALITY**

- 1. Report for: Mo. July 2001
- 2. Reporting Company: Florida Power Corporation
- 3. Plant Name: Transfer Facility - IMT

4. Name, Title and Telephone Number of Contact Person Concerning Data Submitted on this Form
 Delmar J. Clark Jr., Business Analyst
 (727) 824-6616

5. Signature of Official Submitting Report


 Delmar J. Clark Jr., Business Analyst

6. Date Completed: September 14, 2001

Line No.	Supplier Name	Mine Location	Purchase Type	Tons	F.O.B. Mine Price (\$/Ton)	Short Haul & Loading Charges (\$/Ton)	Original Invoice Price (\$/Ton)	Retro-active Price Inc(Dec) (\$/Ton)	Base Price (\$/Ton)	Quality Adjust-ments (\$/Ton)	Effective Purchase Price (\$/Ton)
(a)	(b)	(c)	(d)	(e)	(f)	(g)	(h)	(i)	(j)	(k)	(l)
1	Pen Coal Company	08 , Wv , 99	MTC	7,408							
2	Black Hawk Synfuel, LLC	08 , Wv , 39	S	55,065							
3	Black Hawk Synfuel, LLC	08 , Wv , 39	S	9,681							
4	New River Synfuel, LLC	08 , Wv , 39	S	54,156							

**MONTHLY REPORT OF COST AND QUALITY OF COAL FOR ELECTRIC PLANTS
ORIGIN, TONNAGE, DELIVERED PRICE AND AS RECEIVED QUALITY**


1. Report for: Mo. July 2001

2. Reporting Company: Florida Power Corporation

3. Plant Name: Crystal River 1 & 2

4. Name, Title and Telephone Number of Contact Person Concerning Data Submitted on this Form
Delmar J. Clark Jr., Business Analyst
(727) 824-6616

5. Signature of Official Submitting Report


Delmar J. Clark Jr., Business Analyst

6. Date Completed: September 14, 2001

Line No.	Supplier Name	Mine Location	Purchase Type	Tons	F.O.B. Mine Price (\$/Ton)	Short Haul & Loading Charges (\$/Ton)	Original Invoice Price (\$/Ton)	Retro-active Price Increases (\$/Ton)	Base Price (\$/Ton)	Quality Adjustments (\$/Ton)	Effective Purchase Price (\$/Ton)
(a)	(b)	(c)	(d)	(e)	(f)	(g)	(h)	(i)	(j)	(k)	(l)
1	AEI Coal Sales Co., Inc.	08 , Ky , 193	MTC	28,746							
2	Consolidated Coal Sales	08 , Ky , 133	MTC	29,408							
3	Consolidated Coal Sales	08 , Ky , 119	MTC	19,877							
4	Created Mining, LLC	08 , Ky , 119	S	29,533							
5	Duke Energy Merchants, LLC	08 , Ky , 193	S	9,686							
6	A. T. Massey Coal Company	08 , Ky , 195	MTC	9,600							
7	Peabody Coal Sales	08 , Ky , 133	S	10,000							
8	PSEG Energy Resources & Trade	08 , Ky , 195	S	9,779							
9	Quaker Coal Company, Inc.	08 , Ky , 195	MTC	30,027							
10	Transfer Facility	N/A	N/A	N/A							

**MONTHLY REPORT OF COST AND QUALITY OF COAL FOR ELECTRIC PLANTS
ORIGIN, TONNAGE, DELIVERED PRICE AND AS RECEIVED QUALITY**

1. Report for: Mo. July 2001

2. Reporting Company: Florida Power Corporation

3. Plant Name: Crystal River 4 & 5

4. Name, Title and Telephone Number of Contact Person Concerning Data Submitted on this Form
Delmar J. Clark Jr., Business Analyst
(727) 824-6616

5. Signature of Official Submitting Report


Delmar J. Clark Jr., Business Analyst

6. Date Completed: September 14, 2001


Line No.	Supplier Name	Mine Location	Purchase Type	Tons	F.O.B. Mine Price (\$/Ton)	Short Haul & Loading Charges (\$/Ton)	Original Invoice Price (\$/Ton)	Retro-active Price Increases (\$/Ton)	Base Price (\$/Ton)	Quality Adjustments (\$/Ton)	Effective Purchase Price (\$/Ton)
(a)	(b)	(c)	(d)	(e)	(f)	(g)	(h)	(i)	(j)	(k)	(l)
1	Alliance Coal Sales Corp.	08 , Ky , 195	MTC	9,237							
2	Created Mining, LLC	08 , Ky , 195	MTC	8,873							
3	Powell Mountain Coal Company	08 , Ky , 119	LTC	30,294							
4	Powell Mountain Coal Company	08 , Ky , 119	LTC	9,871							
5	Quaker Coal Company, Inc.	08 , Ky , 195	MTC	10,102							
6	Transfer Facility	00 N/A 000	N/A	129,773							

MONTHLY REPORT OF COST AND QUALITY OF COAL FOR ELECTRIC PLANTS
ORIGIN, TONNAGE, DELIVERED PRICE AND AS RECEIVED QUALITY

- 1. Report for: Mo. July 2001
- 2. Reporting Company: Florida Power Corporation
- 3. Plant Name: Transfer Facility - IMT

4. Name, Title and Telephone Number of Contact Person Concerning Data Submitted on this Form
Delmar J. Clark Jr., Business Analyst
(727) 824-6616

5. Signature of Official Submitting Report


Delmar J. Clark Jr., Business Analyst

6. Date Completed: September 14, 2001


Line No.	Supplier Name	Mine Location	Shipping Point	Transportation Mode	Tons	Effective Purchase Price (\$/Ton)	Additional Shorthaul & Loading Charges (\$/Ton)	Rail Rate (\$/Ton)	Other Rail Charges (\$/Ton)	River Barge Rate (\$/Ton)	Trans-loading Rate (\$/Ton)	Ocean Barge Rate (\$/Ton)	Other Water Charges (\$/Ton)	Other Related Charges (\$/Ton)	Transportation Charges (\$/Ton)	F.O.B. Plant Price (\$/Ton)
(a)	(b)	(c)	(d)	(e)	(f)	(g)	(h)	(i)	(j)	(k)	(l)	(m)	(n)	(o)	(p)	(q)
1	Pen Coal Company	08 , Wv , 99	Wayne, Wv	B	7,408		N/A	N/A	N/A	N/A	N/A	N/A	N/A	N/A		\$49.68
2	Black Hawk Synfuel, LLC	08 , Wv , 39	Kanawha,Wv	B	55,065		N/A	N/A	N/A	N/A	N/A	N/A	N/A	N/A		\$53.99
3	Black Hawk Synfuel, LLC	08 , Wv , 39	Kanawha,Wv	B	9,681		N/A	N/A	N/A	N/A	N/A	N/A	N/A	N/A		\$66.16
4	New River Synfuel, LLC	08 , Wv , 39	Kanawha,Wv	B	54,156		N/A	N/A	N/A	N/A	N/A	N/A	N/A	N/A		\$42.11

MONTHLY REPORT OF COST AND QUALITY OF COAL FOR ELECTRIC PLANTS
ORIGIN, TONNAGE, DELIVERED PRICE AND AS RECEIVED QUALITY

- 1. Report for: Mo. July 2001
- 2. Reporting Company: Florida Power Corporation
- 3. Plant Name: Crystal River 1 & 2

4. Name, Title and Telephone Number of Contact Person Concerning Data Submitted on this Form
Delmar J. Clark Jr., Business Analyst
(727) 824-6616

5. Signature of Official Submitting Report


Delmar J. Clark Jr., Business Analyst

6. Date Completed: September 14, 2001


Line No.	Supplier Name	Mine Location	Shipping Point	Transportation Mode	Tons	Effective Purchase Price (\$/Ton)	Additional Shorthaul & Loading Charges (\$/Ton)	Rail Rate (\$/Ton)	Other Rail Charges (\$/Ton)	River Barge Rate (\$/Ton)	Trans-loading Rate (\$/Ton)	Ocean Barge Rate (\$/Ton)	Other Water Charges (\$/Ton)	Other Related Charges (\$/Ton)	Transportation Charges (\$/Ton)	F.O.B. Plant Price (\$/Ton)
(a)	(b)	(c)	(d)	(e)	(f)	(g)	(h)	(i)	(j)	(k)	(l)	(m)	(n)	(o)	(p)	(q)
1	AEI Coal Sales Co., Inc.	08 , Ky , 193	Perry, Ky	UR	28,746		N/A			N/A	N/A	N/A	\$0.00	\$0.00		\$43.75
2	Consolidated Coal Sales	08 , Ky , 133	Letcher, Ky	UR	29,408		N/A			N/A	N/A	N/A	\$0.00	\$0.00		\$42.77
3	Consolidated Coal Sales	08 , Ky , 119	Knott, Ky	UR	19,877		N/A			N/A	N/A	N/A	\$0.00	\$0.00		\$42.77
4	Created Mining, LLC	08 , Ky , 119	Clay, Ky	UR	29,533		N/A			N/A	N/A	N/A	\$0.00	\$0.00		\$70.89
5	Duke Energy Merchants, LLC	08 , Ky , 193	Perry, Ky	UR	9,686		N/A			N/A	N/A	N/A	\$0.00	\$0.00		\$64.19
6	A. T. Massey Coal Company	08 , Ky , 195	Pike, Ky	UR	9,600		N/A			N/A	N/A	N/A	\$0.00	\$0.00		\$42.97
7	Peabody Coal Sales	08 , Ky , 133	Letcher, Ky	UR	10,000		N/A			N/A	N/A	N/A	\$0.00	\$0.00		\$48.07
8	PSEG Energy Resources & Trade	08 , Ky , 195	Pike, Ky	UR	9,779		N/A			N/A	N/A	N/A	\$0.00	\$0.00		\$69.02
9	Quaker Coal Company, Inc.	08 , Ky , 195	Pike, Ky	UR	30,027		N/A			N/A	N/A	N/A	\$0.00	\$0.00		\$47.27
10	Transfer Facility	N/A	Plaquemines Parrish, La	OB	N/A		N/A			N/A	N/A	N/A	\$0.00	\$0.00		N/A

**MONTHLY REPORT OF COST AND QUALITY OF COAL FOR ELECTRIC PLANTS
ORIGIN, TONNAGE, DELIVERED PRICE AND AS RECEIVED QUALITY**

- 1. Report for: Mo. July 2001
- 2. Reporting Company: Florida Power Corporation
- 3. Plant Name: Crystal River 4 & 5

4. Name, Title and Telephone Number of Contact Person Concerning Data Submitted on this Form
 Delmar J. Clark Jr., Business Analyst
 (727) 824-6616

5. Signature of Official Submitting Report


 Delmar J. Clark Jr., Business Analyst

6. Date Completed: September 14, 2001


Line No.	Supplier Name	Mine Location	Shipping Point	Transportation Mode	Tons	Effective Purchase Price (\$/Ton)	Additional Shorthaul & Loading Charges (\$/Ton)	Rail Rate (\$/Ton)	Other Rail Charges (\$/Ton)	River Barge Rate (\$/Ton)	Trans-loading Rate (\$/Ton)	Ocean Barge Rate (\$/Ton)	Other Water Charges (\$/Ton)	Other Related Charges (\$/Ton)	Transportation Charges (\$/Ton)	F.O.B. Plant Price (\$/Ton)
(a)	(b)	(c)	(d)	(e)	(f)	(g)	(h)	(i)	(j)	(k)	(l)	(m)	(n)	(o)	(p)	(q)
1	Alliance Coal Sales Corp.	08 , Ky , 195	Pike, Ky	UR	9,237		N/A			N/A	N/A	N/A	\$0.00	\$0.00		\$45.28
2	Created Mining, LLC	08 , Ky , 195	Pike, Ky	UR	8,873		N/A			N/A	N/A	N/A	\$0.00	\$0.00		\$70.00
3	Powell Mountain Coal Compan	08 , Ky , 119	Knott, Ky	UR	30,294		N/A			N/A	N/A	N/A	\$0.00	\$0.00		\$52.61
4	Powell Mountain Coal Compan	08 , Ky , 119	Knott, Ky	UR	9,871		N/A			N/A	N/A	N/A	\$0.00	\$0.00		\$51.16
5	Quaker Coal Company, Inc.	08 , Ky , 195	Pike, Ky	UR	10,102		N/A			N/A	N/A	N/A	\$0.00	\$0.00		\$50.53
6	Transfer Facility	00 N/A 000	Plaquemines Parrish, La	OB	129,773		N/A			N/A	N/A	N/A	\$0.00	\$0.00		\$61.16

**MONTHLY REPORT OF COST AND QUALITY OF COAL FOR ELECTRIC PLANTS
REPORT OF ADJUSTMENTS TO PREVIOUS COAL DELIVERIES**

- 1. Report for: Mo. July 2001
- 2. Reporting Company: Florida Power Corporation
- 3. Plant Name: Transfer Facility - IMT

4. Name, Title and Telephone Number of Contact Person Concerning Data Submitted on this Form
 Delmar J. Clark Jr., Business Analyst
 (727) 824-6616

5. Signature of Official Submitting Report


 Delmar J. Clark Jr., Business Analyst

6. Date Completed: September 14, 2001


Line No.	Month Reported	Form Plant Name	Intended Generating Plant	Supplier	Original Line Number	Old Volume (tons)	Form No.	Column Title	Old Value	New Value	New F.O.B. Plant Price	Reason for Revision
(a)	(b)	(c)	(d)	(e)	(f)	(g)	(h)	(i)	(j)	(k)	(l)	(m)
1	05/01	Transfer Facility-IMT		Black Hawk Synfuel, LLC	3	123,163	2A	(k) Quality Adjustments			\$ 54.05	Quality Adjustment
2	05/01	Transfer Facility-IMT		New River Synfuel, LLC	4	44,427	2A	(k) Quality Adjustments			\$ 42.78	Quality Adjustment
3	06/01	Transfer Facility-IMT		Black Hawk Synfuel, LLC	3	67,377	2A	(k) Quality Adjustments			\$ 54.28	Quality Adjustment
4	06/01	Transfer Facility-IMT		New River Synfuel, LLC	4	52,672	2A	(k) Quality Adjustments			\$ 41.54	Quality Adjustment
5	04/01	Transfer Facility-IMT		Inter-Ocean Coal, Inc.	2	47,260	2A	(k) Quality Adjustments			\$ 43.92	Quality Adjustment
6	04/01	Transfer Facility-IMT		Inter-Ocean Coal, Inc.	2	47,261	2	(f) Tons			\$ 43.92	Tonnage correction
7	06/01	Transfer Facility-IMT		Inter-American Coal, Inc.	1	42,585	2A	(k) Quality Adjustments			\$ 50.96	Quality Adjustment
8	06/01	Transfer Facility-IMT		Inter-American Coal, Inc.	1	42,585	2B	(o) Other Related Charges			\$ 51.02	Quality Adjustment
9	06/01	Transfer Facility-IMT		Kanawha River Termnal	5	42,783	2	(f) Tons			\$ 44.51	Tonnage correction

**MONTHLY REPORT OF COST AND QUALITY OF COAL FOR ELECTRIC PLANTS
REPORT OF ADJUSTMENTS TO PREVIOUS COAL DELIVERIES**

- 1. Report for: Mo. July 2001
- 2. Reporting Company: Florida Power Corporation
- 3. Plant Name: Crystal River 1 & 2

4. Name, Title and Telephone Number of Contact Person Concerning Data Submitted on this Form
Delmar J. Clark Jr., Business Analyst
(727) 824-6616

5. Signature of Official Submitting Report


Delmar J. Clark Jr., Business Analyst

6. Date Completed: September 14, 2001

Line No.	Month Reported	Form Plant Name	Intended Generating Plant	Supplier	Original Line Number	Old Volume (tons)	Form No.	Column Title	Old Value	New Value	New F.O.B. Plant Price	Reason for Revision
(a)	(b)	(c)	(d)	(e)	(f)	(g)	(h)	(i)	(j)	(k)	(l)	(m)
1	06/01	CR1&2	CR1&2	Consolidated Coal Sales	2	10,036	2A	(k) Quality Adjustments			\$ 43.65	Quality Adjustment
2	06/01	CR1&2	CR1&2	Consolidated Coal Sales	3	38,792	2A	(k) Quality Adjustments			\$ 43.91	Quality Adjustment
3	06/01	CR1&2	CR1&2	Consolidated Coal Sales	4	19,535	2A	(k) Quality Adjustments			\$ 42.14	Quality Adjustment
4	06/01	CR1&2	CR1&2	Quaker Coal Company, Inc.	7	39,443	2A	(k) Quality Adjustments			\$ 47.26	Quality Adjustment

**MONTHLY REPORT OF COST AND QUALITY OF COAL FOR ELECTRIC PLANTS
REPORT OF ADJUSTMENTS TO PREVIOUS COAL DELIVERIES**


1. Report for: Mo. July 2001

2. Reporting Company: Florida Power Corporation

3. Plant Name: Crystal River 4 & 5

4. Name, Title and Telephone Number of Contact
Person Concerning Data Submitted on this Form
Delmar J. Clark Jr., Business Analyst
(727) 824-6616

5. Signature of Official Submitting Report


Delmar J. Clark Jr., Business Analyst

6. Date Completed: September 14, 2001

Line No.	Month Reported	Form Plant Name	Intended Generating Plant	Supplier	Original Line Number	Old Volume (tons)	Form No.	Column Title	Old Value	New Value	New F.O.B. Plant Price	Reason for Revision
(a)	(b)	(c)	(d)	(e)	(f)	(g)	(h)	(i)	(j)	(k)	(l)	(m)
1	04/01	CR4&5	CR4&5	Massey Coal Sales	6	10,340	2A	(k) Quality Adjustments			\$ 55.55	Quality Adjustment
2	06/01	CR4&5	CR4&5	Alliance Coal Sales Corp.	3	10,222	2A	(k) Quality Adjustments			\$ 74.92	Quality Adjustment
3	06/01	CR4&5	CR4&5	Quaker Coal Company, Inc.	7	29,933	2B	(k) Quality Adjustments			\$ 50.51	Additional rail cost
4	05/01		CR4&5	Coal Energy Resources	3	9,789	2B	(k) Quality Adjustments			\$ 83.60	Additional rail cost
5	05/01		CR4&5	Coal Energy Resources	4	9,502	2B	(k) Quality Adjustments			\$ 81.91	Additional rail cost
6	04/01		CR4&5	Alliance Coal Sales Corp.	1	18,948	2B	(k) Quality Adjustments			\$ 45.96	Additional rail cost
7	04/01		CR4&5	Arch Coal Sales	3	10,783	2B	(k) Quality Adjustments			\$ 41.98	Additional rail cost