



**Florida Power**  
A Progress Energy Company

JAMES A. MCGEE

October 22, 2001

Ms. Blanco S. Bayo, Director  
Division of Records and Reporting  
Florida Public Service Commission  
2540 Shumard Oak Blvd.  
Tallahassee, Florida 32399-0850

Re: Docket No. 010001-EI

Dear Ms. Bayo:

Enclosed for filing are ten (10) copies of Florida Power Corporation's FPSC 423 Forms for the month of August 2001. Forms 423-1A, 423-2, 423-2A, 423-2B, and 423-2C contained in this filing have been edited to delete certain confidential information. Florida Power's Request for Specified Confidential Treatment, which includes an unedited copy of the 423 Forms, has been submitted for filing this date under separate cover.

Please acknowledge your receipt and filing of the above on the enclosed copy of this letter and return same to me.

Very truly yours,

James A. McGee

JAM:kbd  
Enclosures  
cc: Parties of record

DOCUMENT NUMBER-DATE

13397 OCT 23 01

FPSC-0011-REGISTRATION CLERK

CERTIFICATE OF SERVICE

Docket No. 010001-EI

I HEREBY CERTIFY that a true copy of Florida Power Corporation's 423 Forms for the month of August 2001 have been furnished to the following individuals by regular U.S. Mail this 22nd day of October, 2001.

Matthew M. Childs, Esquire  
Steel, Hector & Davis  
215 South Monroe, Suite 601  
Tallahassee, FL 32301-1804

Jeffrey A. Stone, Esquire  
Russell A. Badders, Esquire  
Beggs and Lane  
P. O. Box 12950  
Pensacola, FL 32576-2950

Lee L. Willis, Esquire  
James D. Beasley, Esquire  
Ausley & McMullen  
P. O. Box 391  
Tallahassee, FL 32302

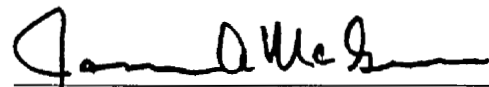
Wm. Cochran Keating, IV  
Staff Counsel  
Florida Public Service Commission  
2540 Shumard Oak Boulevard  
Tallahassee, FL 32399-0850

Stephen C. Burgess, Esquire  
Office of the Public Counsel  
111 West Madison Street  
Room 812  
Tallahassee, FL 32399-1400

Joseph A. McGlothlin, Esquire  
Vicki Gordon Kaufman, Esquire  
McWhirter, Reeves, McGlothlin,  
Davidson, Decker, Kaufman,  
Arnold & Steen, P.A.  
117 S. Gadsden Street  
Tallahassee, FL 32301

John McWhirter, Jr.  
McWhirter, Reeves, McGlothlin,  
Davidson, Decker, Kaufman,  
Arnold & Steen, P.A.  
P. O. Box 3350  
Tampa, FL 33601

Norman Horton, Jr., Esquire  
Messer, Caparello & Self  
P. O. Box 1876  
Tallahassee, FL 32302

  
\_\_\_\_\_  
Attorney





FPSC FORM 423-1 (a)  
 MONTHLY REPORT OF COST AND QUALITY OF FUEL OIL FOR ELECTRIC PLANTS  
 ORIGIN, VOLUME, DELIVERED PRICE AND AS RECEIVED QUALITY

SPECIFIED CONFIDENTIAL

1 REPORTING MONTH Aug-01


3 NAME, TITLE & TELEPHONE NUMBER OF CONTACT PERSON CONCERNING DATA  
 SUBMITTED ON THIS FORM MANNY PEREZ, ACCOUNTANT (727) 828-5302

2 REPORTING COMPANY FLORIDA POWER CORPORATION

4 SIGNATURE OF OFFICIAL SUBMITTING REPORT   
JAVIER PORTUONDO - MANAGER, REGULATORY SERVICES

5 DATE COMPLETED 10/11/01

LINE NO (a)	PLANT NAME (b)	SUPPLIER NAME (c)	DELIVERY LOCATION (d)	DELIVERY DATE (e)	TYPE OIL (f)	VOLUME (Bbls) (g)	INVOICE PRICE (\$/Bbl) (h)	INVOICE AMOUNT (\$) (i)	DISCOUNT (\$) (j)	NET AMOUNT (\$) (k)	NET PRICE (\$/Bbl) (l)	QUALITY ADJUST (\$/Bbl) (m)	EFFECTIVE PURCHASE PRICE (\$/Bbl) (n)	TRANSPORT TO TERMINAL (\$/Bbl) (o)	ADDITIONAL TRANSPORT CHARGES (\$/Bbl) (p)	OTHER CHARGES (\$/Bbl) (q)	DELIVERED PRICE (\$/Bbl) (r)
1	ANCLOTE	BP OIL COMPANY	FOB PLANT	08/01	F02	529											
2	AVON PARK PEAKERS	BP OIL COMPANY	FOB PLANT	08/01	F02	3,356											
3	BARTOW	NO DELIVERIES															
4	BARTOW PEAKERS	NO DELIVERIES															
5	BARTOW SOUTH FUEL TERMINAL	RIO ENERGY INTERNATIONAL INC	FOB TERMINAL	08/01	F06	104,886											
6	BARTOW SOUTH FUEL TERMINAL	RIO ENERGY INTERNATIONAL INC	FOB TERMINAL	08/01	F06	238,170											
7	BARTOW SOUTH FUEL TERMINAL	RIO ENERGY INTERNATIONAL INC	FOB TERMINAL	08/01	F06	359,535											
8	BARTOW NORTH FUEL TERMINAL	RIO ENERGY INTERNATIONAL INC	FOB TERMINAL	08/01	F06	115,169											
9	BAYBORO PEAKERS	CENTRAL OIL COMPANY	FOB PLANT	08/01	F02	53,250											
10	CRYSTAL RIVER NORTH	BP OIL COMPANY	FOB PLANT	08/01	F02	6,721											
11	CRYSTAL RIVER SOUTH	BP OIL COMPANY	FOB PLANT	08/01	F02	3,200											
12	DEBARY PEAKERS	BP OIL COMPANY	FOB PLANT	08/01	F02	7,732											
13	DEBARY PEAKERS	BP OIL COMPANY	FOB PLANT	08/01	F02	71,633											
14	DEBARY PEAKERS	BP OIL COMPANY	FOB PLANT	08/01	F02	3,526											
15	DEBARY PEAKERS	BP OIL COMPANY	FOB PLANT	08/01	F02	3,357											
16	DEBARY PEAKERS	BP OIL COMPANY	FOB PLANT	08/01	F02	531											
17	HINES PLANT PEAKERS	BP OIL COMPANY	FOB PLANT	08/01	F02	15,673											
18	HIGGINS PEAKERS	NO DELIVERIES															



MONTHLY REPORT OF COST AND QUALITY OF FUEL OIL FOR ELECTRIC PLANTS  
ORIGIN, VOLUME, DELIVERED PRICE AND AS RECEIVED QUALITY

1 REPORTING MONTH Aug-01

2 REPORTING COMPANY FLORIDA POWER CORPORATION

3. NAME, TITLE & TELEPHONE NUMBER OF CONTACT PERSON CONCERNING DATA  
SUBMITTED ON THIS FORM MANNY PEREZ, ACCOUNTANT (727) 820-5302

4 SIGNATURE OF OFFICIAL SUBMITTING REPORT   
JAVIER PORTUONDO - MANAGER, REGULATORY SERVICES

5 DATE COMPLETED 10/11/01

LINE NO. (a)	PLANT NAME (b)	SUPPLIER NAME (c)	DELIVERY LOCATION (d)	DELIVERY DATE (e)	TYPE OIL (f)	VOLUME (Bbls) (g)	INVOICE PRICE (\$/Bbl) (h)	INVOICE AMOUNT (\$) (i)	DISCOUNT (\$) (j)	NET AMOUNT (\$) (k)	NET PRICE (\$/Bbl) (l)	QUALITY ADJUST (\$/Bbl) (m)	EFFECTIVE PURCHASE PRICE (\$/Bbl) (n)	TRANSPORT TO TERMINAL (\$/Bbl) (o)	ADDITIONAL TRANSPORT CHARGES (\$/Bbl) (p)	OTHER CHARGES (\$/Bbl) (q)	DELIVERED PRICE (\$/Bbl) (r)
19	INTERCESSION CITY PEAKERS	BP OIL COMPANY	FOB PLANT	08/01	F02	30,000											
20	INTERCESSION CITY PEAKERS	BP OIL COMPANY	FOB PLANT	08/01	F02	14,398											
21	CRYSTAL RIVER NUCLEAR PLANT	NO DELIVERIES															
22	RIO PINAR PEAKERS	BP OIL COMPANY	FOB PLANT	08/01	F02	2,121											
23	SUWANNEE PEAKERS	BP OIL COMPANY	FOB PLANT	08/01	F02	11,042											
24	SUWANNEE STEAM PLANT	BP OIL COMPANY	FOB PLANT	08/01	F02	354											
25	SUWANNEE STEAM PLANT	C&G PETROLEUM INC	FOB PLANT	08/01	F06	295											
26	SUWANNEE STEAM PLANT	TEXPAR ENERGY INC	FOB PLANT	08/01	F06	61,664											
27	SUWANNEE STEAM PLANT	TEXPAR ENERGY INC	FOB PLANT	08/01	F06	70,690											
28	STEUART FUEL TERMINAL	NO DELIVERIES															
29	TURNER STEAM PLANT	NO DELIVERIES															
30	TURNER PEAKERS	BP OIL COMPANY	FOB PLANT	08/01	F02	528											
31	TURNER PEAKERS	BP OIL COMPANY	FOB PLANT	08/01	F02	22,824											
32	TURNER PEAKERS	BP OIL COMPANY	FOB PLANT	08/01	F02	717											
33	UNIVERSITY OF FLORIDA	NO DELIVERIES															

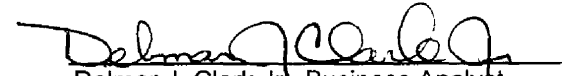


**MONTHLY REPORT OF COST AND QUALITY OF COAL FOR ELECTRIC PLANTS  
ORIGIN, TONNAGE, DELIVERED PRICE AND AS RECEIVED QUALITY**

- 1. Report for: Mo. August 2001
- 2. Reporting Company: Florida Power Corporation
- 3. Plant Name: Transfer Facility - IMT

4. Name, Title and Telephone Number of Contact  
Person Concerning Data Submitted on this Form  
Delmar J. Clark Jr., Business Analyst  
(727) 824-6616

5. Signature of Official Submitting Report

  
Delmar J. Clark Jr., Business Analyst

6. Date Completed: October 15, 2001

Line No.	Supplier Name	Mine Location	Purchase Type	Transportation Mode	Tons	Effective Purchase Price (\$/Ton)	Total Transportation Cost (\$/Ton)	F.O.B. Plant Price (\$/Ton)	As Received Coal Quality			
									Percent Sulfur (%)	Btu Content (Btu/lb)	Percent Ash (%)	Percent Moisture (%)
(a)	(b)	(c)	(d)	(e)	(f)	(g)	(h)	(i)	(j)	(k)	(l)	(m)
1	Pen Coal Company	08 , Ky , 159	MTC	B	8,210			\$49.68	0.68	12,396	8.62	6.61
2	Pen Coal Company	08 , Wv , 99	MTC	B	16,162			\$49.68	0.66	12,327	11.61	5.65
3	Black Hawk Synfuel, LLC	08 , Wv , 39	S	B	57,623			\$66.16	0.68	12,139	12.17	7.16
4	Black Hawk Synfuel, LLC	08 , Wv , 39	S	B	60,075			\$62.91	0.68	12,199	11.95	6.96
5	New River Synfuel, LLC	08 , Wv , 39	S	B	61,044			\$42.11	0.68	12,199	11.74	7.21

**MONTHLY REPORT OF COST AND QUALITY OF COAL FOR ELECTRIC PLANTS  
ORIGIN, TONNAGE, DELIVERED PRICE AND AS RECEIVED QUALITY**

1. Report for: Mo. August 2001

2. Reporting Company: Florida Power Corporation

3. Plant Name: Crystal River 1 & 2

4. Name, Title and Telephone Number of Contact Person Concerning Data Submitted on this Form  
Delmar J. Clark Jr., Business Analyst  
(727) 824-6616

5. Signature of Official Submitting Report

  
Delmar J. Clark Jr., Business Analyst

6. Date Completed: October 15, 2001

Line No.	Supplier Name	Mine Location	Purchase Type	Transportation Mode	Tons	Effective Purchase Price (\$/Ton)	Total Transportation Cost (\$/Ton)	F.O.B. Plant Price (\$/Ton)	As Received Coal Quality			
									Percent Sulfur (%)	Btu Content (Btu/lb)	Percent Ash (%)	Percent Moisture (%)
(a)	(b)	(c)	(d)	(e)	(f)	(g)	(h)	(i)	(j)	(k)	(l)	(m)
1	AEI Coal Sales Co., Inc.	08 , Ky , 193	MTC	UR	30,661			\$43.32	0.99	11,817	13.67	6.56
2	AEI Coal Sales Co., Inc.	08 , Ky , 195	S	UR	9,982			\$43.68	1.04	12,463	8.54	8.21
3	Consolidated Coal Sales	08 , Ky , 133	MTC	UR	30,504			\$42.34	1.09	12,591	9.68	6.19
4	Created Mining, LLC	08 , Ky , 51	S	UR	9,381			\$70.67	1.14	12,058	11.79	7.32
5	Created Mining, LLC	08 , Ky , 51	S	UR	10,078			\$67.56	0.82	12,563	8.22	7.18
6	Dynegy Marketing & Trade	08 , Wv , 101	S	UR	26,933			\$63.50	0.98	12,294	13.38	4.30
7	A. T. Massey Coal Company	08 , Ky , 195	MTC	UR	10,545			\$43.99	0.93	12,670	8.32	7.02
8	A. T. Massey Coal Company	08 , Ky , 195	MTC	UR	20,059			\$42.54	0.84	12,571	8.85	7.04
9	Peabody Coal Sales	08 , Ky , 133	S	UR	10,330			\$46.23	1.24	12,458	9.40	7.13
10	PSEG Energy Resources & Trade	08 , Ky , 195	S	UR	10,404			\$68.59	0.91	12,501	11.23	5.27
11	Quaker Coal Company, Inc.	08 , Ky , 195	MTC	UR	9,320			\$46.44	1.11	12,731	10.14	5.36
12	Quaker Coal Company, Inc.	08 , Ky , 195	MTC	UR	10,216			\$46.84	1.02	12,468	9.78	7.46
13	Quaker Coal Company, Inc.	08 , Ky , 195	MTC	UR	10,178			\$46.84	1.07	12,501	11.29	5.33
14	Transfer Facility	N/A	N/A	OB	N/A			N/A	N/A	N/A	N/A	N/A



**MONTHLY REPORT OF COST AND QUALITY OF COAL FOR ELECTRIC PLANTS  
ORIGIN, TONNAGE, DELIVERED PRICE AND AS RECEIVED QUALITY**


1. Report for: Mo. August 2001

2. Reporting Company: Florida Power Corporation

3. Plant Name: Crystal River 4 & 5

4. Name, Title and Telephone Number of Contact Person Concerning Data Submitted on this Form  
Delmar J. Clark Jr., Business Analyst  
(727) 824-6616

5. Signature of Official Submitting Report

  
Delmar J. Clark Jr., Business Analyst

6. Date Completed: October 15, 2001

Line No.	Supplier Name	Mine Location	Purchase Type	Transportation Mode	Tons	Effective Purchase Price (\$/Ton)	Total Transportation Cost (\$/Ton)	F.O.B. Plant Price (\$/Ton)	As Received Coal Quality			
									Percent Sulfur (%)	Btu Content (Btu/lb)	Percent Ash (%)	Percent Moisture (%)
(a)	(b)	(c)	(d)	(e)	(f)	(g)	(h)	(i)	(j)	(k)	(l)	(m)
1	Alliance Coal Sales Corp.	08 , Ky , 195	MTC	UR	38,971			\$44.82	0.67	12,928	7.81	5.51
2	Created Mining, LLC	08 , Wv , 45	S	UR	20,589			\$74.38	0.68	12,424	10.80	6.62
3	Powell Mountain Coal Company	08 , Ky , 119	LTC	UR	30,538			\$52.15	0.70	12,766	7.95	6.67
4	Quaker Coal Company, Inc.	08 , Ky , 195	MTC	UR	9,753			\$50.07	0.73	12,424	9.69	7.47
5	Quaker Coal Company, Inc.	08 , Ky , 195	MTC	UR	29,585			\$50.07	0.66	12,516	10.28	6.37
6	Transfer Facility	N/A	N/A	OB	66,113			\$61.16	0.69	12,261	10.12	7.72

**MONTHLY REPORT OF COST AND QUALITY OF COAL FOR ELECTRIC PLANTS  
ORIGIN, TONNAGE, DELIVERED PRICE AND AS RECEIVED QUALITY**


1. Report for: Mo. August 2001

2. Reporting Company: Florida Power Corporation

3. Plant Name: Transfer Facility - IMT

4. Name, Title and Telephone Number of Contact  
Person Concerning Data Submitted on this Form  
Delmar J. Clark Jr., Business Analyst  
(727) 824-6616

5. Signature of Official Submitting Report

  
Delmar J. Clark Jr., Business Analyst

6. Date Completed: October 15, 2001

Line No.	Supplier Name	Mine Location	Purchase Type	Tons	F.O.B. Mine Price (\$/Ton)	Short Haul & Loading Charges (\$/Ton)	Original Invoice Price (\$/Ton)	Retro-active Price Inc(Dec) (\$/Ton)	Base Price (\$/Ton)	Quality Adjust-ments (\$/Ton)	Effective Purchase Price (\$/Ton)
(a)	(b)	(c)	(d)	(e)	(f)	(g)	(h)	(i)	(j)	(k)	(l)
1	Pen Coal Company	08 , Ky , 159	MTC	8,210							
2	Pen Coal Company	08 , Wv , 99	MTC	16,162							
3	Black Hawk Synfuel, LLC	08 , Wv , 39	S	57,623							
4	Black Hawk Synfuel, LLC	08 , Wv , 39	S	60,075							
5	New River Synfuel, LLC	08 , Wv , 39	S	61,044							

**MONTHLY REPORT OF COST AND QUALITY OF COAL FOR ELECTRIC PLANTS  
ORIGIN, TONNAGE, DELIVERED PRICE AND AS RECEIVED QUALITY**

1. Report for: Mo. August 2001

2. Reporting Company: Florida Power Corporation

3. Plant Name: Crystal River 1 & 2

4. Name, Title and Telephone Number of Contact  
Person Concerning Data Submitted on this Form  
Delmar J. Clark Jr., Business Analyst  
(727) 824-6616

5. Signature of Official Submitting Report

  
Delmar J. Clark Jr., Business Analyst

6. Date Completed: October 15, 2001

Line No.	Supplier Name	Mine Location	Purchase Type	Tons	F.O.B. Mine Price (\$/Ton)	Short Haul & Loading Charges (\$/Ton)	Original Invoice Price (\$/Ton)	Retro-active Price Increases (\$/Ton)	Base Price (\$/Ton)	Quality Adjustments (\$/Ton)	Effective Purchase Price (\$/Ton)
(a)	(b)	(c)	(d)	(e)	(f)	(g)	(h)	(i)	(j)	(k)	(l)
1	AEI Coal Sales Co., Inc.	08 , Ky , 193	MTC	30,661							
2	AEI Coal Sales Co., Inc.	08 , Ky , 195	S	9,982							
3	Consolidated Coal Sales	08 , Ky , 133	MTC	30,504							
4	Created Mining, LLC	08 , Ky , 51	S	9,381							
5	Created Mining, LLC	08 , Ky , 51	S	10,078							
6	Dynegy Marketing & Trade	08 , Wv , 101	S	26,933							
7	A. T. Massey Coal Company	08 , Ky , 195	MTC	10,545							
8	A. T. Massey Coal Company	08 , Ky , 195	MTC	20,059							
9	Peabody Coal Sales	08 , Ky , 133	S	10,330							
10	PSEG Energy Resources & Trade	08 , Ky , 195	S	10,404							
11	Quaker Coal Company, Inc.	08 , Ky , 195	MTC	9,320							
12	Quaker Coal Company, Inc.	08 , Ky , 195	MTC	10,216							
13	Quaker Coal Company, Inc.	08 , Ky , 195	MTC	10,178							
14	Transfer Facility	N/A	N/A	N/A							

MONTHLY REPORT OF COST AND QUALITY OF COAL FOR ELECTRIC PLANTS  
ORIGIN, TONNAGE, DELIVERED PRICE AND AS RECEIVED QUALITY

1. Report for: Mo. August 2001

2. Reporting Company: Florida Power Corporation

3. Plant Name: Crystal River 4 & 5

4. Name, Title and Telephone Number of Contact  
Person Concerning Data Submitted on this Form  
Delmar J. Clark Jr., Business Analyst  
(727) 824-6616

5. Signature of Official Submitting Report

  
Delmar J. Clark Jr., Business Analyst

6. Date Completed: October 15, 2001


Line No.	Supplier Name	Mine Location	Purchase Type	Tons	F.O.B. Mine Price (\$/Ton)	Short Haul & Loading Charges (\$/Ton)	Original Invoice Price (\$/Ton)	Retro-active Price Increases (\$/Ton)	Base Price (\$/Ton)	Quality Adjustments (\$/Ton)	Effective Purchase Price (\$/Ton)
(a)	(b)	(c)	(d)	(e)	(f)	(g)	(h)	(i)	(j)	(k)	(l)
1	Alliance Coal Sales Corp.	08 , Ky , 195	MTC	38,971							
2	Created Mining, LLC	08 , Wv , 45	S	20,589							
3	Powell Mountain Coal Company	08 , Ky , 119	LTC	30,538							
4	Quaker Coal Company, Inc.	08 , Ky , 195	MTC	9,753							
5	Quaker Coal Company, Inc.	08 , Ky , 195	MTC	29,585							
6	Transfer Facility	N/A	N/A	66,113							

MONTHLY REPORT OF COST AND QUALITY OF COAL FOR ELECTRIC PLANTS  
ORIGIN, TONNAGE, DELIVERED PRICE AND AS RECEIVED QUALITY

- 1. Report for: Mo. August 2001
- 2. Reporting Company: Florida Power Corporation
- 3. Plant Name: Transfer Facility - IMT

4. Name, Title and Telephone Number of Contact  
Person Concerning Data Submitted on this Form  
Delmar J. Clark Jr., Business Analyst  
(727) 824-6616

5. Signature of Official Submitting Report

  
Delmar J. Clark Jr., Business Analyst

6. Date Completed: October 15, 2001


Line No.	Supplier Name	Mine Location	Shipping Point	Transportation Mode	Tons	Effective Purchase Price (\$/Ton)	Additional Shorthaul & Loading Charges (\$/Ton)	Rail Rate (\$/Ton)	Other Rail Charges (\$/Ton)	River Barge Rate (\$/Ton)	Trans-loading Rate (\$/Ton)	Ocean Barge Rate (\$/Ton)	Other Water Charges (\$/Ton)	Other Related Charges (\$/Ton)	Transportation Charges (\$/Ton)	F.O.B. Plant Price (\$/Ton)
(a)	(b)	(c)	(d)	(e)	(f)	(g)	(h)	(i)	(j)	(k)	(l)	(m)	(n)	(o)	(p)	(q)
1	Pen Coal Company	08 , Ky , 159	Martin, Ky	B	8,210		N/A	N/A	N/A	N/A	N/A	N/A	N/A	N/A		\$49.68
2	Pen Coal Company	08 , Wv , 99	Wayne, Wv	B	16,162		N/A	N/A	N/A	N/A	N/A	N/A	N/A	N/A		\$49.68
3	Black Hawk Synfuel, LLC	08 , Wv , 39	Kanawha,Wv	B	57,623		N/A	N/A	N/A	N/A	N/A	N/A	N/A	N/A		\$66.16
4	Black Hawk Synfuel, LLC	08 , Wv , 39	Kanawha,Wv	B	60,075		N/A	N/A	N/A	N/A	N/A	N/A	N/A	N/A		\$62.91
5	New River Synfuel, LLC	08 , Wv , 39	Kanawha,Wv	B	61,044		N/A	N/A	N/A	N/A	N/A	N/A	N/A	N/A		\$42.11

**MONTHLY REPORT OF COST AND QUALITY OF COAL FOR ELECTRIC PLANTS  
ORIGIN, TONNAGE, DELIVERED PRICE AND AS RECEIVED QUALITY**

- 1. Report for: Mo. August 2001
- 2. Reporting Company: Florida Power Corporation
- 3. Plant Name: Crystal River 1 & 2

4. Name, Title and Telephone Number of Contact  
Person Concerning Data Submitted on this Form  
Delmar J. Clark Jr., Business Analyst  
(727) 824-6616

5. Signature of Official Submitting Report

  
Delmar J. Clark Jr., Business Analyst

6. Date Completed: October 15, 2001


Line No.	Supplier Name	Mine Location	Shipping Point	Transportation Mode	Tons	Effective Purchase Price (\$/Ton)	Additional Shorthaul & Loading Charges (\$/Ton)	Rail Rate (\$/Ton)	Other Rail Charges (\$/Ton)	River Barge Rate (\$/Ton)	Trans-loading Rate (\$/Ton)	Ocean Barge Rate (\$/Ton)	Other Water Charges (\$/Ton)	Other Related Charges (\$/Ton)	Transportation Charges (\$/Ton)	F.O.B Plant Price (\$/Ton)
1	AEI Coal Sales Co., Inc.	08 , Ky , 193	Perry, Ky	UR	30,661		N/A			N/A	N/A	N/A	\$0.00	\$0.00		\$43.32
2	AEI Coal Sales Co., Inc.	08 , Ky , 195	Pike, Ky	UR	9,982		N/A			N/A	N/A	N/A	\$0.00	\$0.00		\$43.68
3	Consolidated Coal Sales	08 , Ky , 133	Letcher, Ky	UR	30,504		N/A			N/A	N/A	N/A	\$0.00	\$0.00		\$42.34
4	Created Mining, LLC	08 , Ky , 51	Clay, Ky	UR	9,381		N/A			N/A	N/A	N/A	\$0.00	\$0.00		\$70.67
5	Created Mining, LLC	08 , Ky , 51	Clay, Ky	UR	10,078		N/A			N/A	N/A	N/A	\$0.00	\$0.00		\$67.56
6	Dynegy Marketing & Trade	08 , Wv , 101	Webster, Wv	UR	26,933		N/A			N/A	N/A	N/A	\$0.00	\$0.00		\$63.50
7	A. T. Massey Coal Company	08 , Ky , 195	Pike, Ky	UR	10,545		N/A			N/A	N/A	N/A	\$0.00	\$0.00		\$43.99
8	A. T. Massey Coal Company	08 , Ky , 195	Pike, Ky	UR	20,059		N/A			N/A	N/A	N/A	\$0.00	\$0.00		\$42.54
9	Peabody Coal Sales	08 , Ky , 133	Letcher, Ky	UR	10,330		N/A			N/A	N/A	N/A	\$0.00	\$0.00		\$46.23
10	PSEG Energy Resources & Trade	08 , Ky , 195	Pike, Ky	UR	10,404		N/A			N/A	N/A	N/A	\$0.00	\$0.00		\$68.59
11	Quaker Coal Company, Inc.	08 , Ky , 195	Pike, Ky	UR	9,320		N/A			N/A	N/A	N/A	\$0.00	\$0.00		\$46.44
12	Quaker Coal Company, Inc.	08 , Ky , 195	Pike, Ky	UR	10,216		N/A			N/A	N/A	N/A	\$0.00	\$0.00		\$46.84
13	Quaker Coal Company, Inc.	08 , Ky , 195	Pike, Ky	UR	10,178		N/A			N/A	N/A	N/A	\$0.00	\$0.00		\$46.84
14	Transfer Facility	N/A	Plaquemines Parrish, La	OB	N/A		N/A			N/A	N/A	N/A	\$0.00	\$0.00		N/A

**MONTHLY REPORT OF COST AND QUALITY OF COAL FOR ELECTRIC PLANTS  
ORIGIN, TONNAGE, DELIVERED PRICE AND AS RECEIVED QUALITY**

- 1. Report for: Mo. August 2001
- 2. Reporting Company: Florida Power Corporation
- 3. Plant Name: Crystal River 4 & 5

4. Name, Title and Telephone Number of Contact Person Concerning Data Submitted on this Form  
Delmar J. Clark Jr., Business Analyst  
(727) 824-6616

5. Signature of Official Submitting Report

  
Delmar J. Clark Jr., Business Analyst

6. Date Completed: October 15, 2001


Line No.	Supplier Name	Mine Location	Shipping Point	Transportation Mode	Tons	Effective Purchase Price (\$/Ton)	Additional Shorthaul & Loading Charges (\$/Ton)	Rail Rate (\$/Ton)	Other Rail Charges (\$/Ton)	River Barge Rate (\$/Ton)	Trans-loading Rate (\$/Ton)	Ocean Barge Rate (\$/Ton)	Other Water Charges (\$/Ton)	Other Related Charges (\$/Ton)	Transportation Charges (\$/Ton)	F.O.B. Plant Price (\$/Ton)
(a)	(b)	(c)	(d)	(e)	(f)	(g)	(h)	(i)	(j)	(k)	(l)	(m)	(n)	(o)	(p)	(q)
1	Alliance Coal Sales Corp.	08 , Ky , 195	Pike, Ky	UR	38,971		N/A			N/A	N/A	N/A	\$0.00	\$0.00		\$44.82
2	Created Mining, LLC	08 , Wv , 45	Logan, Wv	UR	20,589		N/A			N/A	N/A	N/A	\$0.00	\$0.00		\$74.38
3	Powell Mountain Coal Compan	08 , Ky , 119	Knott, Ky	UR	30,538		N/A			N/A	N/A	N/A	\$0.00	\$0.00		\$52.15
4	Quaker Coal Company, Inc.	08 , Ky , 195	Pike, Ky	UR	9,753		N/A			N/A	N/A	N/A	\$0.00	\$0.00		\$50.07
5	Quaker Coal Company, Inc.	08 , Ky , 195	Pike, Ky	UR	29,585		N/A			N/A	N/A	N/A	\$0.00	\$0.00		\$50.07
6	Transfer Facility	N/A	Plaquemines Parish, La	OB	66,113		N/A			N/A	N/A	N/A	\$0.00	\$0.00		\$61.16

**MONTHLY REPORT OF COST AND QUALITY OF COAL FOR ELECTRIC PLANTS  
REPORT OF ADJUSTMENTS TO PREVIOUS COAL DELIVERIES**

- 1. Report for: Mo. August 2001
- 2. Reporting Company: Florida Power Corporation
- 3. Plant Name: Transfer Facility - IMT

4. Name, Title and Telephone Number of Contact  
Person Concerning Data Submitted on this Form  
Delmar J. Clark Jr., Business Analyst  
(727) 824-6616

5. Signature of Official Submitting Report

  
Delmar J. Clark Jr., Business Analyst

6. Date Completed: October 15, 2001

Line No.	Month Reported	Form Plant Name	Intended Generating Plant	Supplier	Original Line Number	Old Volume (tons)	Form No.	Column Title	Old Value	New Value	New F.O.B. Plant Price	Reason for Revision
(a)	(b)	(c)	(d)	(e)	(f)	(g)	(h)	(i)	(j)	(k)	(l)	(m)
1	06/01	Transfer Facility-IMT	Transfer Facility-IMT	Pen Coal Company	2	14,856	2A	(k) Quality Adjustments			\$49.81	Quality Adjustment
2	07/01	Transfer Facility-IMT	Transfer Facility-IMT	Pen Coal Company	1	7,408	2A	(k) Quality Adjustments			\$49.93	Quality Adjustment
3	07/01	Transfer Facility-IMT	Transfer Facility-IMT	Black Hawk Synfuel, LLC	2	55,065	2A	(k) Quality Adjustments			\$54.31	Quality Adjustment
4	07/01	Transfer Facility-IMT	Transfer Facility-IMT	Black Hawk Synfuel, LLC	3	9,681	2A	(k) Quality Adjustments			\$66.17	Quality Adjustment
5	07/01	Transfer Facility-IMT	Transfer Facility-IMT	New River Synfuel, LLC	4	54,156	2A	(k) Quality Adjustments			\$41.42	Quality Adjustment



**MONTHLY REPORT OF COST AND QUALITY OF COAL FOR ELECTRIC PLANTS  
REPORT OF ADJUSTMENTS TO PREVIOUS COAL DELIVERIES**

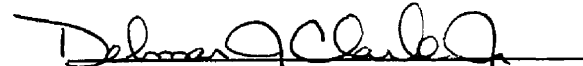
1. Report for: Mo. August 2001

2. Reporting Company: Florida Power Corporation

3. Plant Name: Crystal River 1 & 2

4. Name, Title and Telephone Number of Contact  
Person Concerning Data Submitted on this Form  
Delmar J. Clark Jr., Business Analyst  
(727) 824-6616

5. Signature of Official Submitting Report

  
Delmar J. Clark Jr., Business Analyst

6. Date Completed: October 15, 2001

Line No.	Month Reported	Form Plant Name	Intended Generating Plant	Supplier	Original Line Number	Old Volume (tons)	Form No.	Column Title	Old Value	New Value	New F.O.B. Plant Price	Reason for Revision
(a)	(b)	(c)	(d)	(e)	(f)	(g)	(h)	(i)	(j)	(k)	(l)	(m)
1	07/01	CR1&2	CR1&2	Created Mining, LLC	4	29,533	2A	(k) Quality Adjustments			\$ 72.78	Quality Adjustment
2	07/01	CR1&2	CR1&2	Quaker Coal Company, Inc.	9	30,027	2A	(k) Quality Adjustments			\$ 47.32	Quality Adjustment

**MONTHLY REPORT OF COST AND QUALITY OF COAL FOR ELECTRIC PLANTS  
REPORT OF ADJUSTMENTS TO PREVIOUS COAL DELIVERIES**


1. Report for: Mo. August 2001

2. Reporting Company: Florida Power Corporation

3. Plant Name: Crystal River 4 & 5

4. Name, Title and Telephone Number of Contact Person Concerning Data Submitted on this Form  
Delmar J. Clark Jr., Business Analyst  
(727) 824-6616

5. Signature of Official Submitting Report

  
Delmar J. Clark Jr., Business Analyst

6. Date Completed: October 15, 2001

Line No.	Month Reported	Form Plant Name	Intended Generating Plant	Supplier	Original Line Number	Old Volume (tons)	Form No.	Column Title	Old Value	New Value	New F.O.B. Plant Price	Reason for Revision
(a)	(b)	(c)	(d)	(e)	(f)	(g)	(h)	(i)	(j)	(k)	(l)	(m)
1	05/01	CR4&5	CR4&5	Alliance Coal Sales Corp.	1	18,515	2A	(k) Quality Adjustments			\$ 45.73	Quality Adjustment
2	05/01	CR4&5	CR4&5	Coal Energy Resources	3	9,789	2A	(k) Quality Adjustments			\$ 83.60	Quality Adjustment
3	05/01	CR4&5	CR4&5	Coal Energy Resources	4	9,502	2A	(k) Quality Adjustments			\$ 81.91	Quality Adjustment
4	05/01	CR4&5	CR4&5	Mirant Americas Energy Mktg,LP	6	9,288	2A	(k) Quality Adjustments			\$ 85.63	Quality Adjustment
5	05/01	CR4&5	CR4&5	Mirant Americas Energy Mktg,LP	6	9,288	2A	(k) Quality Adjustments <i>(see line above)</i>			\$ 86.15	Sulfur Adjustment
6	06/01	CR4&5	CR4&5	Alliance Coal Sales Corp.	1	10,238	2A	(k) Quality Adjustments			\$ 47.34	Quality Adjustment
7	06/01	CR4&5	CR4&5	Alliance Coal Sales Corp.	2	9,646	2A	(k) Quality Adjustments			\$ 45.93	Quality Adjustment
8	06/01	CR4&5	CR4&5	Mirant Americas Energy Mktg,LP	5	9,652	2A	(k) Quality Adjustments			\$ 68.41	Quality Adjustment
9	07/01	CR4&5	CR4&5	Created Mining, LLC	2	8,873	2A	(k) Quality Adjustments			\$ 70.75	Quality Adjustment
10	07/01	CR4&5	CR4&5	Quaker Coal Company, Inc.	5	10,102	2A	(k) Quality Adjustments			\$ 50.99	Quality Adjustment