



Florida Power
A Progress Energy Company

JAMES A. MCGEE

November 27, 2001

Ms. Blanco S. Bayo, Director
Division of Records and Reporting
Florida Public Service Commission
2540 Shumard Oak Blvd.
Tallahassee, Florida 32399-0850

Re: Docket No. 010001-EI

Dear Ms. Bayo:

Enclosed for filing are ten (10) copies of Florida Power Corporation's FPSC 423 Forms for the month of September 2001. Forms 423-1A, 423-2, 423-2A, 423-2B, and 423-2C contained in this filing have been edited to delete certain confidential information. Florida Power's Request for Specified Confidential Treatment, which includes an unedited copy of the 423 Forms, has been submitted for filing this date under separate cover.

Please acknowledge your receipt and filing of the above on the enclosed copy of this letter and return same to me.

Very truly yours,

James A. McGee

JAM:scc
Enclosures
cc: Parties of record

CERTIFICATE OF SERVICE

Docket No. 010001-EI

I HEREBY CERTIFY that a true copy of Florida Power Corporation's 423 Forms for the month of September 2001 have been furnished to the following individuals by regular U.S. Mail this 27nd day of November, 2001.

Matthew M. Childs, Esquire
Steel, Hector & Davis
215 South Monroe, Suite 601
Tallahassee, FL 32301-1804

Stephen C. Burgess, Esquire
Office of the Public Counsel
111 West Madison Street
Room 812
Tallahassee, FL 32399-1400

Jeffrey A. Stone, Esquire
Russell A. Badders, Esquire
Beggs and Lane
P. O. Box 12950
Pensacola, FL 32576-2950


Joseph A. McGlothlin, Esquire
Vicki Gordon Kaufman, Esquire
McWhirter, Reeves, McGlothlin,
Davidson, Decker, Kaufman,
Arnold & Steen, P.A.
117 S. Gadsden Street
Tallahassee, FL 32301

Lee L. Willis, Esquire
James D. Beasley, Esquire
Ausley & McMullen
P. O. Box 391
Tallahassee, FL 32302

John McWhirter, Jr.
McWhirter, Reeves, McGlothlin,
Davidson, Decker, Kaufman,
Arnold & Steen, P.A.
P. O. Box 3350
Tampa, FL 33601

Wm. Cochran Keating, IV
Staff Counsel
Florida Public Service Commission
2540 Shumard Oak Boulevard
Tallahassee, FL 32399-0850

Norman Horton, Jr., Esquire
Messer, Caparello & Self
P. O. Box 1876
Tallahassee, FL 32302




Attorney

**MONTHLY REPORT OF COST AND QUALITY OF COAL FOR ELECTRIC PLANTS
ORIGIN, TONNAGE, DELIVERED PRICE AND AS RECEIVED QUALITY**

- 1. Report for: Mo. September 2001
- 2. Reporting Company: Florida Power Corporation
- 3. Plant Name: Transfer Facility - IMT

4. Name, Title and Telephone Number of Contact Person Concerning Data Submitted on this Form
 Delmar J. Clark Jr., Business Analyst
 (727) 824-6616

5. Signature of Official Submitting Report


 Delmar J. Clark Jr., Business Analyst

6. Date Completed: November 15, 2001


Line No.	Supplier Name	Mine Location	Purchase Type	Transportation Mode	Tons	Effective Purchase Price (\$/Ton)	Total Transportation Cost (\$/Ton)	F.O.B. Plant Price (\$/Ton)	As Received Coal Quality			
									Percent Sulfur (%)	Btu Content (Btu/lb)	Percent Ash (%)	Percent Moisture (%)
(a)	(b)	(c)	(d)	(e)	(f)	(g)	(h)	(i)	(j)	(k)	(l)	(m)
1	Glencore Mining, LLC	50 , IM , 999	S	GB	74,362			\$45.28	0.34	11,882	9.85	8.90
2	Inter-American Coal, Inc.	50 , IM , 999	S	GB	42,866			\$50.28	0.73	12,826	6.30	7.42
3	Pen Coal Company	08 , Ky , 159	MTC	B	8,211			\$49.68	0.68	12,368	8.88	6.47
4	Pen Coal Company	08 , Wv , 99	MTC	B	8,863			\$49.68	0.69	12,148	11.46	6.42
5	Black Hawk Synfuel, LLC	08 , Wv , 39	S	B	42,954			\$66.16	0.68	12,194	11.97	7.01
6	Black Hawk Synfuel, LLC	08 , Wv , 39	S	B	61,433			\$62.91	0.68	12,268	11.69	6.78
7	New River Synfuel, LLC	08 , Wv , 39	S	B	58,994			\$42.11	0.68	12,263	11.51	7.01

**MONTHLY REPORT OF COST AND QUALITY OF COAL FOR ELECTRIC PLANTS
ORIGIN, TONNAGE, DELIVERED PRICE AND AS RECEIVED QUALITY**

- 1. Report for: Mo. September 2001
- 2. Reporting Company: Florida Power Corporation
- 3. Plant Name: Crystal River 1 & 2

4. Name, Title and Telephone Number of Contact Person Concerning Data Submitted on this Form
 Delmar J. Clark Jr., Business Analyst
 (727) 824-6616

5. Signature of Official Submitting Report


 Delmar J. Clark Jr., Business Analyst

6. Date Completed: November 15, 2001

Line No.	Supplier Name	Mine Location	Purchase Type	Transportation Mode	Tons	Effective Purchase Price (\$/Ton)	Total Transportation Cost (\$/Ton)	F.O.B. Plant Price (\$/Ton)	As Received Coal Quality			
									Percent Sulfur (%)	Btu Content (Btu/lb)	Percent Ash (%)	Percent Moisture (%)
(a)	(b)	(c)	(d)	(e)	(f)	(g)	(h)	(i)	(j)	(k)	(l)	(m)
1	AEI Coal Sales Co., Inc.	08 , Ky , 193	MTC	UR	31,030			\$44.25	0.92	12,040	12.03	6.64
2	Alliance Coal Sales Corp.	08 , Ky , 195	S	UR	9,780			\$64.97	1.03	13,005	7.13	6.12
3	Consolidated Coal Sales	08 , Ky , 133	MTC	UR	29,773			\$43.27	1.08	12,756	8.21	6.65
4	Created Mining, LLC	08 , Ky , 51	S	UR	9,426			\$63.89	0.80	12,261	9.86	6.84
5	A. T. Massey Coal Company	08 , Ky , 195	MTC	UR	29,957			\$43.47	1.12	12,695	8.47	6.55
6	Peabody Coal Sales	08 , Ky , 119	S	UR	9,984			\$47.16	1.12	12,630	9.78	5.47
7	Transfer Facility	N/A	N/A	OB	N/A			N/A	N/A	N/A	N/A	N/A

**MONTHLY REPORT OF COST AND QUALITY OF COAL FOR ELECTRIC PLANTS
ORIGIN, TONNAGE, DELIVERED PRICE AND AS RECEIVED QUALITY**


1. Report for: Mo. September 2001

2. Reporting Company: Florida Power Corporation

3. Plant Name: Crystal River 4 & 5

4. Name, Title and Telephone Number of Contact Person Concerning Data Submitted on this Form
Delmar J. Clark Jr., Business Analyst
(727) 824-6616

5. Signature of Official Submitting Report


Delmar J. Clark Jr., Business Analyst

6. Date Completed: November 15, 2001

Line No.	Supplier Name	Mine Location	Purchase Type	Transportation Mode	Tons	Effective Purchase Price (\$/Ton)	Total Transportation Cost (\$/Ton)	F.O.B. Plant Price (\$/Ton)	As Received Coal Quality			
									Percent Sulfur (%)	Btu Content (Btu/lb)	Percent Ash (%)	Percent Moisture (%)
(a)	(b)	(c)	(d)	(e)	(f)	(g)	(h)	(i)	(j)	(k)	(l)	(m)
1	Alliance Coal Sales Corp.	08 , Ky , 195	MTC	UR	9,551			\$45.78	0.66	12,777	8.04	6.09
2	Created Mining, LLC	08 , Ky , 51	MTC	UR	10,302			\$71.95	0.67	12,021	11.65	6.44
3	Created Mining, LLC	08 , Ky , 51	MTC	UR	9,561			\$70.50	0.70	11,801	11.46	7.82
4	Powell Mountain Coal Company	08 , Ky , 119	LTC	UR	39,790			\$51.66	0.72	12,828	8.36	5.89
5	Quaker Coal Company, Inc.	08 , Ky , 195	MTC	UR	20,567			\$51.03	0.66	12,640	11.25	5.02
6	Transfer Facility	N/A	N/A	OB	146,220			\$59.79	0.68	12,292	10.72	7.07

**MONTHLY REPORT OF COST AND QUALITY OF COAL FOR ELECTRIC PLANTS
ORIGIN, TONNAGE, DELIVERED PRICE AND AS RECEIVED QUALITY**


1. Report for: Mo. September 2001

2. Reporting Company: Florida Power Corporation

3. Plant Name: Transfer Facility - IMT

4. Name, Title and Telephone Number of Contact
Person Concerning Data Submitted on this Form
Delmar J. Clark Jr., Business Analyst
(727) 824-6616

5. Signature of Official Submitting Report


Delmar J. Clark Jr., Business Analyst

6. Date Completed: November 15, 2001

Line No.	Supplier Name	Mine Location	Purchase Type	Tons	F.O.B. Mine Price (\$/Ton)	Short Haul & Loading Charges (\$/Ton)	Original Invoice Price (\$/Ton)	Retro-active Price Inc(Dec) (\$/Ton)	Base Price (\$/Ton)	Quality Adjustments (\$/Ton)	Effective Purchase Price (\$/Ton)
(a)	(b)	(c)	(d)	(e)	(f)	(g)	(h)	(i)	(j)	(k)	(l)
1	Glencore Mining, LLC	50 , IM , 999	S	74,362							
2	Inter-American Coal, Inc.	50 , IM , 999	S	42,866							
3	Pen Coal Company	08 , Ky , 159	MTC	8,211							
4	Pen Coal Company	08 , Wv , 99	MTC	8,863							
5	Black Hawk Synfuel, LLC	08 , Wv , 39	S	42,954							
6	Black Hawk Synfuel, LLC	08 , Wv , 39	S	61,433							
7	New River Synfuel, LLC	08 , Wv , 39	S	58,994							

**MONTHLY REPORT OF COST AND QUALITY OF COAL FOR ELECTRIC PLANTS
ORIGIN, TONNAGE, DELIVERED PRICE AND AS RECEIVED QUALITY**

1. Report for: Mo. September 2001

2. Reporting Company: Florida Power Corporation

3. Plant Name: Crystal River 1 & 2

4. Name, Title and Telephone Number of Contact
Person Concerning Data Submitted on this Form
Delmar J. Clark Jr., Business Analyst
(727) 824-6616

5. Signature of Official Submitting Report


Delmar J. Clark Jr., Business Analyst

6. Date Completed: November 15, 2001

Line No.	Supplier Name	Mine Location	Purchase Type	Tons	F.O.B. Mine Price (\$/Ton)	Short Haul & Loading Charges (\$/Ton)	Original Invoice Price (\$/Ton)	Retro-active Price Increases (\$/Ton)	Base Price (\$/Ton)	Quality Adjust-ments (\$/Ton)	Effective Purchase Price (\$/Ton)
(a)	(b)	(c)	(d)	(e)	(f)	(g)	(h)	(i)	(j)	(k)	(l)
1	AEI Coal Sales Co., Inc.	08 , Ky , 193	MTC	31,030							
2	Alliance Coal Sales Corp.	08 , Ky , 195	S	9,780							
3	Consolidated Coal Sales	08 , Ky , 133	MTC	29,773							
4	Created Mining, LLC	08 , Ky , 51	S	9,426							
5	A. T. Massey Coal Company	08 , Ky , 195	MTC	29,957							
6	Peabody Coal Sales	08 , Ky , 119	S	9,984							
7	Transfer Facility	N/A	N/A	N/A							

**MONTHLY REPORT OF COST AND QUALITY OF COAL FOR ELECTRIC PLANTS
ORIGIN, TONNAGE, DELIVERED PRICE AND AS RECEIVED QUALITY**


1. Report for: Mo. September 2001

2. Reporting Company: Florida Power Corporation

3. Plant Name: Crystal River 4 & 5

4. Name, Title and Telephone Number of Contact
Person Concerning Data Submitted on this Form
Delmar J. Clark Jr., Business Analyst
(727) 824-6616

5. Signature of Official Submitting Report


Delmar J. Clark Jr., Business Analyst

6. Date Completed: November 15, 2001

Line No.	Supplier Name	Mine Location	Purchase Type	Tons	F.O.B. Mine Price (\$/Ton)	Short Haul & Loading Charges (\$/Ton)	Original Invoice Price (\$/Ton)	Retro-active Price Increases (\$/Ton)	Base Price (\$/Ton)	Quality Adjust-ments (\$/Ton)	Effective Purchase Price (\$/Ton)
(a)	(b)	(c)	(d)	(e)	(f)	(g)	(h)	(i)	(j)	(k)	(l)
1	Alliance Coal Sales Corp.	08 , Ky , 195	MTC	9,551							
2	Created Mining, LLC	08 , Ky , 51	MTC	10,302							
3	Created Mining, LLC	08 , Ky , 51	MTC	9,561							
4	Powell Mountain Coal Company	08 , Ky , 119	LTC	39,790							
5	Quaker Coal Company, Inc.	08 , Ky , 195	MTC	20,567							
6	Transfer Facility	N/A	N/A	146,220							

**MONTHLY REPORT OF COST AND QUALITY OF COAL FOR ELECTRIC PLANTS
ORIGIN, TONNAGE, DELIVERED PRICE AND AS RECEIVED QUALITY**


1. Report for: Mo. September 2001

2. Reporting Company: Florida Power Corporation

3. Plant Name: Transfer Facility - IMT

4. Name, Title and Telephone Number of Contact
Person Concerning Data Submitted on this Form
Delmar J. Clark Jr., Business Analyst
(727) 824-6616

5. Signature of Official Submitting Report


Delmar J. Clark Jr., Business Analyst

6. Date Completed: November 15, 2001

Line No.	Supplier Name	Mine Location	Shipping Point	Transportation Mode	Tons	Effective Purchase Price (\$/Ton)	Additional Shorthaul & Loading Charges (\$/Ton)	Rail Rate (\$/Ton)	Other Rail Charges (\$/Ton)	River Barge Rate (\$/Ton)	Trans-loading Rate (\$/Ton)	Ocean Barge Rate (\$/Ton)	Other Water Charges (\$/Ton)	Other Related Charges (\$/Ton)	Transportation Charges (\$/Ton)	F.O.B. Plant Price (\$/Ton)
(a)	(b)	(c)	(d)	(e)	(f)	(g)	(h)	(i)	(j)	(k)	(l)	(m)	(n)	(o)	(p)	(q)
1	Glencore Mining, LLC	50 , IM , 999	Murmansk, Ru	GB	74,362		N/A	N/A	N/A	N/A	N/A	N/A	N/A	N/A		\$45.28
2	Inter-American Coal, Inc.	50 , IM , 999	Paez, Ven	GB	42,866		N/A	N/A	N/A	N/A	N/A	N/A	N/A	N/A		\$50.28
3	Pen Coal Company	08 , Ky , 159	Martin, Ky	B	8,211		N/A	N/A	N/A	N/A	N/A	N/A	N/A	N/A		\$49.68
4	Pen Coal Company	08 , Wv , 99	Wayne, Wv	B	8,863		N/A	N/A	N/A	N/A	N/A	N/A	N/A	N/A		\$49.68
5	Black Hawk Synfuel, LLC	08 , Wv , 39	Kanawha,Wv	B	42,954		N/A	N/A	N/A	N/A	N/A	N/A	N/A	N/A		\$66.16
6	Black Hawk Synfuel, LLC	08 , Wv , 39	Kanawha,Wv	B	61,433		N/A	N/A	N/A	N/A	N/A	N/A	N/A	N/A		\$62.91
7	New River Synfuel, LLC	08 , Wv , 39	Kanawha,Wv	B	58,994		N/A	N/A	N/A	N/A	N/A	N/A	N/A	N/A		\$42.11

**MONTHLY REPORT OF COST AND QUALITY OF COAL FOR ELECTRIC PLANTS
ORIGIN, TONNAGE, DELIVERED PRICE AND AS RECEIVED QUALITY**

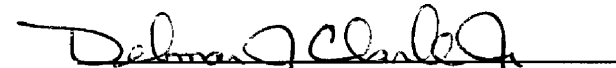
1. Report for: Mo. September 2001

2. Reporting Company: Florida Power Corporation

3. Plant Name: Crystal River 1 & 2

4. Name, Title and Telephone Number of Contact
Person Concerning Data Submitted on this Form
Delmar J. Clark Jr., Business Analyst
(727) 824-6616

5. Signature of Official Submitting Report


Delmar J. Clark Jr., Business Analyst

6. Date Completed: November 15, 2001

Line No.	Supplier Name	Mine Location	Shipping Point	Transportation Mode	Tons	Effective Purchase Price (\$/Ton)	Additional Shorthaul & Loading Charges (\$/Ton)	Rail Rate (\$/Ton)	Other Rail Charges (\$/Ton)	River Barge Rate (\$/Ton)	Trans-loading Rate (\$/Ton)	Ocean Barge Rate (\$/Ton)	Other Water Charges (\$/Ton)	Other Related Charges (\$/Ton)	Transportation Charges (\$/Ton)	F.O.B. Plant Price (\$/Ton)
(a)	(b)	(c)	(d)	(e)	(f)	(g)	(h)	(i)	(j)	(k)	(l)	(m)	(n)	(o)	(p)	(q)
1	AEI Coal Sales Co., Inc.	08 , Ky , 193	Perry, Ky	UR	31,030		N/A			N/A	N/A	N/A	\$0.00	\$0.00		\$44.25
2	Alliance Coal Sales Corp.	08 , Ky , 195	Pike, Ky	UR	9,780		N/A			N/A	N/A	N/A	\$0.00	\$0.00		\$64.97
3	Consolidated Coal Sales	08 , Ky , 133	Letcher, Ky	UR	29,773		N/A			N/A	N/A	N/A	\$0.00	\$0.00		\$43.27
4	Created Mining, LLC	08 , Ky , 51	Clay, Ky	UR	9,426		N/A			N/A	N/A	N/A	\$0.00	\$0.00		\$63.89
5	A. T. Massey Coal Company	08 , Ky , 195	Pike, Ky	UR	29,957		N/A			N/A	N/A	N/A	\$0.00	\$0.00		\$43.47
6	Peabody Coal Sales	08 , Ky , 119	Knott, Ky	UR	9,984		N/A			N/A	N/A	N/A	\$0.00	\$0.00		\$47.16
7	Transfer Facility	N/A	Plaquemines Parrish, La	OB	N/A		N/A			N/A	N/A	N/A	\$0.00	\$0.00		N/A

**MONTHLY REPORT OF COST AND QUALITY OF COAL FOR ELECTRIC PLANTS
ORIGIN, TONNAGE, DELIVERED PRICE AND AS RECEIVED QUALITY**


1. Report for: Mo. September 2001

2. Reporting Company: Florida Power Corporation

3. Plant Name: Crystal River 4 & 5

4. Name, Title and Telephone Number of Contact
Person Concerning Data Submitted on this Form
Delmar J. Clark Jr., Business Analyst
(727) 824-6616

5. Signature of Official Submitting Report


Delmar J. Clark Jr., Business Analyst

6. Date Completed: November 15, 2001

Line No.	Supplier Name	Mine Location	Shipping Point	Transportation Mode	Tons	Effective Purchase Price (\$/Ton)	Additional Shorthaul & Loading Charges (\$/Ton)	Rail Rate (\$/Ton)	Other Rail Charges (\$/Ton)	River Barge Rate (\$/Ton)	Trans-loading Rate (\$/Ton)	Ocean Barge Rate (\$/Ton)	Other Water Charges (\$/Ton)	Other Related Charges (\$/Ton)	Transportation Charges (\$/Ton)	F.O.B. Plant Price (\$/Ton)
(a)	(b)	(c)	(d)	(e)	(f)	(g)	(h)	(i)	(j)	(k)	(l)	(m)	(n)	(o)	(p)	(q)
1	Alliance Coal Sales Corp.	08 , Ky , 195	Pike, Ky	UR	9,551		N/A			N/A	N/A	N/A	\$0.00	\$0.00		\$45.78
2	Created Mining, LLC	08 , Ky , 51	Clay, Ky	UR	10,302		N/A			N/A	N/A	N/A	\$0.00	\$0.00		\$71.95
3	Created Mining, LLC	08 , Ky , 51	Clay, Ky	UR	9,561		N/A			N/A	N/A	N/A	\$0.00	\$0.00		\$70.50
4	Powell Mountain Coal Compan	08 , Ky , 119	Knott, Ky	UR	39,790		N/A			N/A	N/A	N/A	\$0.00	\$0.00		\$51.66
5	Quaker Coal Company, Inc.	08 , Ky , 195	Pike, Ky	UR	20,567		N/A			N/A	N/A	N/A	\$0.00	\$0.00		\$51.03
6	Transfer Facility	N/A	Plaquemines Parrish, La	OB	146,220		N/A			N/A	N/A	N/A	\$0.00	\$0.00		\$59.79

**MONTHLY REPORT OF COST AND QUALITY OF COAL FOR ELECTRIC PLANTS
REPORT OF ADJUSTMENTS TO PREVIOUS COAL DELIVERIES**

- 1. Report for: Mo. September 2001
- 2. Reporting Company: Florida Power Corporation
- 3. Plant Name: Transfer Facility - IMT

4. Name, Title and Telephone Number of Contact
Person Concerning Data Submitted on this Form
Delmar J. Clark Jr., Business Analyst
(727) 824-6616

5. Signature of Official Submitting Report


Delmar J. Clark Jr., Business Analyst

6. Date Completed: November 15, 2001

Line No.	Month Reported	Form Plant Name	Intended Generating Plant	Supplier	Original Line Number	Old Volume (tons)	Form No.	Column Title	Old Value	New Value	New F.O.B. Plant Price	Reason for Revision
(a)	(b)	(c)	(d)	(e)	(f)	(g)	(h)	(i)	(j)	(k)	(l)	(m)
1	08/01	Transfer Facility-IMT	Pen Coal Company	Pen Coal Company	1	8,210	2A	(k) Quality Adjustments			\$ 49.91	Quality Adjustment
2	08/01	Transfer Facility-IMT	Pen Coal Company	Pen Coal Company	2	16,162	2A	(k) Quality Adjustments			\$ 49.75	Quality Adjustment
3	08/01	Transfer Facility-IMT	Black Hawk Synfuel, LLC	Black Hawk Synfuel, LLC	4	60,075	2A	(k) Quality Adjustments			\$ 63.29	Quality Adjustment
4	08/01	Transfer Facility-IMT	Black Hawk Synfuel, LLC	Black Hawk Synfuel, LLC	4	60,075	2	(f) Tons <i>(see line above)</i>			\$ 63.29	Tonnage Adjustment
5	08/01	Transfer Facility-IMT	New River Synfuel, LLC	New River Synfuel, LLC	5	61,044	2A	(k) Quality Adjustments			\$ 41.43	Quality Adjustment

**MONTHLY REPORT OF COST AND QUALITY OF COAL FOR ELECTRIC PLANTS
REPORT OF ADJUSTMENTS TO PREVIOUS COAL DELIVERIES**


1. Report for: Mo. September 2001

2. Reporting Company: Florida Power Corporation

3. Plant Name: Crystal River 1 & 2

4. Name, Title and Telephone Number of Contact
Person Concerning Data Submitted on this Form
Delmar J. Clark Jr., Business Analyst
(727) 824-6616

5. Signature of Official Submitting Report


Delmar J. Clark Jr., Business Analyst

6. Date Completed: November 15, 2001

Line No.	Month Reported	Form Plant Name	Intended Generating Plant	Supplier	Original Line Number	Old Volume (tons)	Form No.	Column Title	Old Value	New Value	New F.O.B. Plant Price	Reason for Revision
(a)	(b)	(c)	(d)	(e)	(f)	(g)	(h)	(i)	(j)	(k)	(l)	(m)
1	07/01	CR1&2	CR1&2	PSEG Energy Resources & Trade	8	9,779	2A	(k) Quality Adjustments			\$ 69.23	Quality Adjustment
2	08/01	CR1&2	CR1&2	Quaker Coal Company, Inc.	11	9,320	2A	(k) Quality Adjustments			\$ 46.98	Quality Adjustment
3	08/01	CR1&2	CR1&2	Quaker Coal Company, Inc.	12	10,216	2A	(k) Quality Adjustments			\$ 46.77	Quality Adjustment
4	08/01	CR1&2	CR1&2	Created Mining, LLC	5	10,078	2A	(k) Quality Adjustments			\$ 69.07	Quality Adjustment

**MONTHLY REPORT OF COST AND QUALITY OF COAL FOR ELECTRIC PLANTS
REPORT OF ADJUSTMENTS TO PREVIOUS COAL DELIVERIES**


1. Report for: Mo. September 2001

2. Reporting Company: Florida Power Corporation

3. Plant Name: Crystal River 4 & 5

4. Name, Title and Telephone Number of Contact
Person Concerning Data Submitted on this Form
Delmar J. Clark Jr., Business Analyst
(727) 824-6616

5. Signature of Official Submitting Report


Delmar J. Clark Jr., Business Analyst

6. Date Completed: November 15, 2001

Line No.	Month Reported	Form Plant Name	Intended Generating Plant	Supplier	Original Line Number	Old Volume (tons)	Form No.	Column Title	Old Value	New Value	New F.O.B. Plant Price	Reason for Revision
(a)	(b)	(c)	(d)	(e)	(f)	(g)	(h)	(i)	(j)	(k)	(l)	(m)
1	07/01	CR4&5	CR4&5	Alliance Coal Sales Corp.	1	9,237	2A	(k) Quality Adjustments			\$ 46.36	Quality Adjustment
2	08/01	CR4&5	CR4&5	Alliance Coal Sales Corp.	1	38,971	2A	(k) Quality Adjustments			\$ 45.75	Quality Adjustment
3	08/01	CR4&5	CR4&5	Quaker Coal Company, Inc.	4	9,753	2A	(k) Quality Adjustments			\$ 49.87	Quality Adjustment
4	08/01	CR4&5	CR4&5	Quaker Coal Company, Inc.	5	29,585	2A	(k) Quality Adjustments			\$ 50.11	Quality Adjustment