



R. Wade Litchfield
 Senior Attorney
 Florida Authorized House Counsel
 Florida Power & Light Company
 700 Universe Boulevard
 Juno Beach, FL 33408-0420
 (561) 691-7135 (Facsimile)

SCANNED

Writer's Direct Dial:
 (561) 691-7101

December 4, 2001

RECEIVED-FPSC
 01 DEC -4 PM 3:26
 COMMISSION
 CLERK

VIA HAND DELIVERY

Blanca S. Bayó, Director
 Division of the Commission Clerk and
 Administrative Services
 Florida Public Service Commission
 Betty Easley Conference Center, Room 110
 2540 Shumard Oak Boulevard
 Tallahassee, Florida 32399-0850

Re: Docket No. 010001-EI - Monthly Fuel Filings

Dear Ms. Bayó:

Enclosed herewith for filing are the original and five (5) copies of the following monthly fuel reports for FPL:

- (a) FPSC Forms 423-1, 423-1(a) and 423-1(b) for Florida Power & Light Company for the month of July **2001**;
- (b) FPSC Forms 423-2, 423-2(a), and 423-2(b) for St. Johns River Power Park for the month of July **2001**.
- (c) FPSC Forms 423-2, 423-2(a), and 423-2(b) for Plant Scherer for the month of June **2001**; and

FPL's Request for Confidential Classification of the information removed from Form 423 1(a) is being filed under separate cover.

Should you have any questions regarding this filing, please contact me at (561) 691-7101.

Thanking you for your attention to this matter, I remain,

Sincerely,

R. Wade Litchfield

RWL/mf
 Enclosures
 cc: Service List

RECEIVED & FILED

RWL
 FPSC-BUREAU OF RECORDS

DOCUMENT NUMBER/DATE

15193 DEC-4 01

FPSC-COMMISSION CLERK

MONTHLY REPORT OF COST AND QUALITY OF FUEL OIL FOR ELECTRIC PLANTS
ORIGIN, VOLUME, DELIVERED PRICE AND AS RECEIVED QUANTITY

1. REPORTING MONTH: JUL YEAR: 2001

2. REPORTING COMPANY: FLORIDA POWER & LIGHT COMPANY

3. NAME, TITLE, TELEPHONE NUMBER OF CONTACT PERSON CONCERNING DATA
SUBMITTED ON THIS FORM: RITA MCLELLAN, REGULATORY AFFAIRS, (305) - 552- 4069

4. SIGNATURE OF OFFICIAL SUBMITTING REPORT: *Paul A. Karnz*

5. DATE COMPLETED: 09/19/2001

DOCUMENT NUMBER - DATE
15193 DEC-4 01
FPSC - COMMISSION CLERK

LINE NO	PLANT	SUPPLIER	SHIPPING POINT	PURCHASE TYPE	DELIVERY LOCATION	DELIVERY DATE	TYPE OIL	SULFUR (%)	BTU CONTENT (BTU / GAL)	VOLUME (BBLs)	PRICE (\$/BBL)
1	CAPE CANAVERAL	COASTAL	HFOTI	MTC	PORT CANAVERAL	07/11/2001	F06	0.98	151238	155968	22.1760
2	CAPE CANAVERAL	COASTAL	HFOTI	MTC	PORT CANAVERAL	07/30/2001	F06	0.96	150310	173219	22.1650
3	MANATEE	COASTAL	HFOTI	MTC	PORT MANATEE	07/02/2001	F06	0.97	152976	274859	22.9680
4	MANATEE	COASTAL	HFOTI	MTC	PORT MANATEE	07/21/2001	F06	0.84	150524	274916	21.3560
5	TURKEY POINT	COASTAL	HFOTI	MTC	FISHER ISLAND	07/13/2001	F06	1.00	151738	83196	22.1740
6	FT. MYERS	FAMM	CONVENT	MTC	BOCA GRANDE	07/04/2001	F06	1.90	152571	83770	21.5670
7	FT. MYERS	FAMM	CONVENT & NORCO	MTC	BOCA GRANDE	07/11/2001	F06	1.90	153476	82311	21.2390
8	FT. MYERS	FAMM	RIVER	MTC	BOCA GRANDE	07/16/2001	F06	1.00	153310	85236	22.5610
9	FT. MYERS	FAMM	P'GOULA & ST ROSE	MTC	BOCA GRANDE	07/25/2001	F06	0.97	153786	83097	21.5880
10	FT. MYERS	FAMM	NORCO & ST ROSE	MTC	BOCA GRANDE	07/30/2001	F06	1.00	151548	83247	22.0690
11	SANFORD	NOVARCO	TRINIDAD	MTC	JACKSONVILLE	07/11/2001	F06	1.70	150905	164966	21.6690
12	SANFORD	NOVARCO	CARIBBS	MTC	JACKSONVILLE	07/13/2001	F06	1.70	152048	79873	21.5810
13	SANFORD	NOVARCO	CARIBBS	MTC	JACKSONVILLE	07/25/2001	F06	1.70	151643	233667	21.1200
14	PT. EVERGLADES	COASTAL	RIVER	S	PORT EVERGLADES	07/07/2001	F06	0.98	153571	126186	22.7060
15	TURKEY POINT	COASTAL	GRETNA	S	FISHER ISLAND	07/17/2001	F06	0.98	151619	130158	22.2400
16	MARTIN	GLENCORE	GRETNA	S	PALM BEACH	07/06/2001	F06	0.98	151071	117742	22.9520
17	MARTIN	GLENCORE	ST ROSE	S	PALM BEACH	07/26/2001	F06	0.98	153167	118988	21.4710
18	PT. EVERGLADES	GLENCORE	ST ROSE	S	PORT EVERGLADES	07/16/2001	F06	0.95	151262	119324	22.4240
19	PT. EVERGLADES	KOCH	ST EUSTATIUS	S	PORT EVERGLADES	07/24/2001	F06	0.90	153333	315470	20.1060
20	MARTIN	NOVARCO	ST ROSE	S	PALM BEACH	07/05/2001	F06	1.00	152048	117601	22.8350
21	MARTIN	NOVARCO	ST ROSE	S	PALM BEACH	07/17/2001	F06	1.10	153500	70944	22.3750
22	MARTIN	NOVARCO	LOWER RIVER	S	PALM BEACH	07/27/2001	F06	0.96	154262	115322	22.4520
23	RIVIERA	NOVARCO	ST ROSE	S	RIVIERA	07/04/2001	F06	1.60	152167	144481	21.8360
24	RIVIERA	NOVARCO	ST ROSE	S	RIVIERA	07/16/2001	F06	1.90	152881	142886	21.3420
25	RIVIERA	NOVARCO	ST ROSE	S	RIVIERA	07/17/2001	F06	1.10	153500	46937	22.3750
26	RIVIERA	NOVARCO	LOWER RIVER	S	RIVIERA	07/30/2001	F06	1.60	153500	140538	21.1820
27	MANATEE	PETROBRAS	BRAZIL	S	PORT MANATEE	07/19/2001	F06	0.92	152810	244884	18.9850

MONTHLY REPORT OF COST AND QUALITY OF FUEL OIL FOR ELECTRIC PLANTS
ORIGIN, VOLUME, DELIVERED PRICE AND AS RECEIVED QUANTITY

1. REPORTING MONTH: JUL YEAR: 2001

2. REPORTING COMPANY: FLORIDA POWER & LIGHT COMPANY

3. NAME, TITLE, TELEPHONE NUMBER OF CONTACT PERSON CONCERNING DATA
SUBMITTED ON THIS FORM: RITA MCLELLAN, REGULATORY AFFAIRS, (305) - 552- 4069

4. SIGNATURE OF OFFICIAL SUBMITTING REPORT: *Paul A. Kern*

5. DATE COMPLETED: 09/19/2001

LINE NO	PLANT	SUPPLIER	SHIPPING POINT	PURCHASE TYPE	DELIVERY LOCATION	DELIVERY DATE	TYPE OIL	SULFUR (%)	BTU CONTENT (BTU / GAL)	VOLUME (BBLs)	PRICE (\$/BBL)
28	MANATEE	TRAFIGURA	CARIBB	S	PORT MANATEE	07/09/2001	F06	0.99	153000	325211	20.3320
29	CAPE CANAVERAL	VITOL	BAHAMAS	S	PORT CANAVERAL	07/02/2001	F06	0.98	151119	165930	21.7250
30	MARTIN	VITOL	BORCO	S	PALM BEACH	07/28/2001	F06	1.00	150476	139740	21.5070
31	SANFORD	VITOL	BAHAMAS	S	JACKSONVILLE	07/06/2001	F06	1.20	151571	169098	21.2020
32	MANATEE	COASTAL	NA-TRUCK DELIVERY	STC		07/03/2001	FO2	N/A	N/A	177	*
33	MANATEE	COASTAL	NA-TRUCK DELIVERY	STC		07/03/2001	FO2	N/A	N/A	177	*
34	MARTIN	ROYAL	NA-TRUCK DELIVERY			07/02/2001	FO3	N/A	N/A	1764	37.7000
35	MARTIN	ROYAL	NA-TRUCK DELIVERY			07/03/2001	FO3	N/A	N/A	1411	37.6500
36	MARTIN	ROYAL	NA-TRUCK DELIVERY			07/05/2001	FO3	N/A	N/A	1411	37.4900
37	MARTIN	ROYAL	NA-TRUCK DELIVERY			07/06/2001	FO3	N/A	N/A	353	37.5700
38	PT. EVERGLADES	AMERIGAS	NA-TRUCK DELIVERY	STC		07/05/2001	PRO	N/A	N/A	12	40.3200
39	PT. EVERGLADES	AMERIGAS	NA-TRUCK DELIVERY	STC		07/19/2001	PRO	N/A	N/A	12	38.9600
40	RIVIERA	AMERIGAS	NA-TRUCK DELIVERY	STC		07/05/2001	PRO	N/A	N/A	8	40.8800
41	RIVIERA	AMERIGAS	NA-TRUCK DELIVERY	STC		07/19/2001	PRO	N/A	N/A	7	39.5900
42	MARTIN	INDIANTOWN	NA-TRUCK DELIVERY	STC		07/13/2001	PRO	N/A	N/A	11	39.4400
43	SANFORD	SUBURBAN	NA-TRUCK DELIVERY	STC		07/23/2001	PRO	N/A	N/A	13	38.7300
44	MANATEE	SUBURBAN	NA-TRUCK DELIVERY	STC		07/06/2001	PRO	N/A	N/A	22	43.2200
45	SANFORD	SUBURBAN	NA-TRUCK DELIVERY	STC		07/13/2001	PRO	N/A	N/A	9	38.7700

EDITED COPY

MONTHLY REPORT OF COST AND QUALITY OF FUEL OIL FOR ELECTRIC PLANTS
DETAIL OF INVOICE AND TRANSPORTATION CHARGES

FPSC FORM NO. 423-1 (a)

1. REPORTING MONTH: JUL YEAR: 2001

2. REPORTING COMPANY: FLORIDA POWER LIGHT COMPANY

3. NAME, TITLE, TELEPHONE NUMBER OF CONTACT PERSON CONCERNING DATA
SUBMITTED ON THIS FORM: RITA MCLELLAN, REGULATORY AFFAIRS, (305) 552 - 4069

4. SIGNATURE OF OFFICIAL SUBMITTING REPORT: 

5. DATE COMPLETED: 09/19/2001

(A) LINE NO.	(B) PLANT	(C) SUPPLIER	(D) DELIVERY LOCATION	(E) DELIVERY DATE	(F) TYPE OIL	(G) VOLUME (BBL)	(H) INVOICE PRICE (\$/BBL)	(I) INVOICE AMOUNT (\$)	(J) DISCOUNT (\$)	(K) NET AMOUNT (\$)	(L) NET PRICE (\$/BBL)	(M) QUALITY ADJUST. (\$/BBL)	(N) EFFECTIVE PUR PRICE (\$/BBL)	(O) TRANSP TO TERM (\$/BBL)	(P) ADDITIONAL TRANS CHGS (\$/BBL)	(Q) OTHER CHGS (\$/BBL)	(R) DELIVERED PRICE (\$/BBL)
1	CAPE CANAVERAL	COASTAL	PORT CANAVERAL	07/11/200	F06	155968											22.7325
2	CAPE CANAVERAL	COASTAL	PORT CANAVERAL	07/30/200	F06	173219											22.7215
3	MANATEE	COASTAL	PORT MANATEE	07/02/200	F06	274859											23.2037
4	MANATEE	COASTAL	PORT MANATEE	07/21/200	F06	274916											21.5917
5	TURKEY POINT	COASTAL	FISHER ISLAND	07/13/200	F06	83196											22.9569
6	FT. MYERS	FAMM	BOCA GRANDE	07/04/200	F06	83770											21.9678
7	FT. MYERS	FAMM	BOCA GRANDE	07/11/200	F06	82311											21.6398
8	FT. MYERS	FAMM	BOCA GRANDE	07/16/200	F06	85236											22.9618
9	FT. MYERS	FAMM	BOCA GRANDE	07/25/200	F06	83097											21.9888
10	FT. MYERS	FAMM	BOCA GRANDE	07/30/200	F06	83247											22.4698
11	SANFORD	NOVARCO	JACKSONVILLE	07/11/200	F06	164966											22.9361
12	SANFORD	NOVARCO	JACKSONVILLE	07/13/200	F06	79873											22.8481
13	SANFORD	NOVARCO	JACKSONVILLE	07/25/200	F06	233667											22.3871
14	PT. EVERGLADES	COASTAL	PORT EVERGLADES	07/07/200	F06	126186											22.9502
15	TURKEY POINT	COASTAL	FISHER ISLAND	07/17/200	F06	130158											23.0229
16	MARTIN	GLENCORE	PALM BEACH	07/06/200	F06	117742											23.3899
17	MARTIN	GLENCORE	PALM BEACH	07/26/200	F06	118988											21.9089
18	PT. EVERGLADES	GLENCORE	PORT EVERGLADES	07/16/200	F06	119324											22.6682
19	PT. EVERGLADES	KOCH	PORT EVERGLADES	07/24/200	F06	315470											20.3502
20	MARTIN	NOVARCO	PALM BEACH	07/05/200	F06	117601											23.2729
21	MARTIN	NOVARCO	PALM BEACH	07/17/200	F06	70944											22.8129
22	MARTIN	NOVARCO	PALM BEACH	07/27/200	F06	115322											22.8899
23	RIVIERA	NOVARCO	RIVIERA	07/04/200	F06	144481											22.0280
24	RIVIERA	NOVARCO	RIVIERA	07/16/200	F06	142886											21.5340
25	RIVIERA	NOVARCO	RIVIERA	07/17/200	F06	46937											22.5670
26	RIVIERA	NOVARCO	RIVIERA	07/30/200	F06	140538											21.3740
27	MANATEE	PETROBRAS	PORT MANATEE	07/19/200	F06	244884											19.2207
28	MANATEE	TRAFIGURA	PORT MANATEE	07/09/200	F06	325211											20.5677
29	CAPE CANAVERAL	VITOL	PORT CANAVERAL	07/02/200	F06	165930											22.2815
30	MARTIN	VITOL	PALM BEACH	07/28/200	F06	139740											21.9449

MONTHLY REPORT OF COST AND QUALITY OF FUEL OIL FOR ELECTRIC PLANTS
 DETAIL OF INVOICE AND TRANSPORTATION CHARGES

FPSC FORM NO. 423-1 (a)

1. REPORTING MONTH: JUL YEAR: 2001

2. REPORTING COMPANY: FLORIDA POWER LIGHT COMPANY

3. NAME, TITLE, TELEPHONE NUMBER OF CONTACT PERSON CONCERNING DATA
 SUBMITTED ON THIS FORM: RITA MCLELLAN, REGULATORY AFFAIRS, (305) 552 - 4069

4. SIGNATURE OF OFFICIAL SUBMITTING REPORT: *Paul A. Kamm*

5. DATE COMPLETED: 09/19/2001

(A) LINE NO.	(B) PLANT	(C) SUPPLIER	(D) DELIVERY LOCATION	(E) DELIVERY DATE	(F) TYPE OIL	(G) VOLUME (BBLs)	(H) INVOICE PRICE (\$/BBL)	(I) INVOICE AMOUNT (\$)	(J) DISCOUNT (\$)	(K) NET AMOUNT (\$)	(L) NET PRICE (\$/BBL)	(M) QUALITY ADJUST. (\$/BBL)	(N) EFFECTIVE PUR PRICE (\$/BBL)	(O) TRANSP TO TERM (\$/BBL)	(P) ADDITIONAL TRANS CHGS (\$/BBL)	(Q) OTHER CHGS (\$/BBL)	(R) DELIVERED PRICE (\$/BBL)	
31	SANFORD	VITOL	JACKSONVILLE	07/06/200	F06	169098												22.4691
32	MANATEE	COASTAL		07/03/200	FO2	177												35.4100
33	MANATEE	COASTAL		07/03/200	FO2	177												35.4100
34	MARTIN	ROYAL		07/02/200	FO3	1764												37.7000
35	MARTIN	ROYAL		07/03/200	FO3	1411												37.6500
36	MARTIN	ROYAL		07/05/200	FO3	1411												37.4900
37	MARTIN	ROYAL		07/06/200	FO3	353												37.5700
38	PT. EVERGLADES	AMERIGAS		07/05/200	PRO	12	40.3200	484	0	484	40.3200	0.0000	40.3200	0.0000	0.0000	0.0000	0.0000	40.3200
39	PT. EVERGLADES	AMERIGAS		07/19/200	PRO	12	38.9600	468	0	468	38.9600	0.0000	38.9600	0.0000	0.0000	0.0000	0.0000	38.9600
40	RIVIERA	AMERIGAS		07/05/200	PRO	8	40.8800	327	0	327	40.8800	0.0000	40.8800	0.0000	0.0000	0.0000	0.0000	40.8800
41	RIVIERA	AMERIGAS		07/19/200	PRO	7	39.5900	277	0	277	39.5900	0.0000	39.5900	0.0000	0.0000	0.0000	0.0000	39.5900
42	MARTIN	INDIANTOWN		07/13/200	PRO	11	39.4400	434	0	434	39.4400	0.0000	39.4400	0.0000	0.0000	0.0000	0.0000	39.4400
43	SANFORD	SUBURBAN		07/23/200	PRO	13	38.7300	503	0	503	38.7300	0.0000	38.7300	0.0000	0.0000	0.0000	0.0000	38.7300
44	MANATEE	SUBURBAN		07/06/200	PRO	22	43.2200	951	0	951	43.2200	0.0000	43.2200	0.0000	0.0000	0.0000	0.0000	43.2200
45	SANFORD	SUBURBAN		07/13/200	PRO	9	38.7700	349	0	349	38.7700	0.0000	38.7700	0.0000	0.0000	0.0000	0.0000	38.7700

FPSC FORM NO. 423-1(b)

MONTHLY REPORT OF COST AND QUALITY OF FUEL OIL FOR ELECTRIC PLANTS
 REPORT OF ADJUSTMENTS TO PREVIOUS OIL DELIVERIES

1. REPORTING MONTH: JULY YEAR: 2001

3. NAME, TITLE, & TELEPHONE NUMBER OF CONTACT PERSON CONCERNING DATA
 SUBMITTED ON THIS FORM: RITA McLELLAN, REGULATORY AFFAIRS:

2. REPORTING COMPANY: FLORIDA POWER & LIGHT COMPANY

4. SIGNATURE OF OFFICIAL SUBMITTING REPORT: Paul A. Karns

5. DATE COMPLETED: 09/19/2001

LINE NO.	MONTH REPORTED	FORM PLANT NAME	SUPPLIER	ORIGINAL LINE NUMBER	OLD VOLUME (BBLs)	FORM NO.	COLUMN DESIGNATOR & TITLE	OLD VALUE	NEW VALUE	NEW DELIVERED PRICE (\$/BBL)	REASON FOR REVISION
(A)	(B)	(C)	(D)	(E)	(F)	(G)	(H)	(I)	(J)	(K)	(L)
1	NONE										


**MONTHLY REPORT OF COST AND QUALITY OF COAL FOR ELECTRIC PLANTS
ORIGIN, TONNAGE, DELIVERED PRICE AND AS RECEIVED QUALITY**

1. Report For Month/Yr: **July 2001**

4. Name, Title & Telephone Number of Contact
Person Concerning Data Submitted on this Form: **Sally W. Hill (305-552-4244)**

2. Reporting Company: **Florida Power & Light**

5. Signature of Official Submitting Report:



3. Plant Name: **St. Johns River Power Park (SJRPP)**

6. Date Completed: **August 10, 2001**

Line No.	Supplier Name	Mine Location	Purchase Type	Transportation Mode	Tons	Effective Purchase Price (\$/Ton)	Total Trans Cost (\$/Ton)	FOB Plant Price (\$/Ton)	As Received Coal Quality			
									Sulfur Content (%)	Btu Content (%)	Ash Content (%)	Moisture Content (%)
(a)	(b)	(c)	(d)	(e)	(f)	(g)	(h)	(i)	(j)	(k)	(l)	(m)
1	Arch Coal Sales	08,KY,195	LTC	UR	5,747	25.64	16.97	42.61	1.21	12,377	12.50	5.80
2	Arch Coal Sales	08,WV,039	LTC	UR	4,073	21.95	19.16	41.11	0.81	12,189	13.70	5.30
3	Consolidation Coal Company	02,PA,059	S	UR	6,592	21.00	17.60	38.60	1.51	13,066	6.70	6.00
4	Drummond Coal Sales	45,IM,999	S	OC	11,275	43.75	0.00	43.75	0.85	11,817	5.00	11.70
5	Enel	45,IM,999	S	OC	21,413	42.89	0.00	42.89	0.65	12,194	5.50	10.30
6	Intercor	45,IM,999	LTC	OC	39,445	36.83	0.00	36.83	0.60	11,793	7.80	10.80
7	James River Coal Sales, Inc.	08,KY,095	LTC	UR	3,883	24.75	17.53	42.28	1.19	12,606	9.60	6.30


MONTHLY REPORT OF COST AND QUALITY OF COAL FOR ELECTRIC PLANTS
 DETAIL OF MONTHLY PURCHASE PRICE

1. Report For Month/Yr: **July 2001**

4. Name, Title & Telephone Number of Contact
 Person Concerning Data Submitted on this Form: **Sally W. Hill (305-552-4244)**

2. Reporting Company: **Florida Power & Light**

5. Signature of Official Submitting Report:



3. Plant Name: **St. Johns River Power Park (SJRPP)**

6. Date Completed: **August 10, 2001**

Line No.	Supplier Name	Mine Location	Purchase Type	Tons	FOB Mine Price (\$/Ton)	Short Haul & Loading Charge	Original Invoice Price (\$/Ton)	Retro-active Price Increases (\$/Ton)	Base Price (\$/Ton)	Quality Adjustments (\$/Ton)	Effective Purchase Price (\$/Ton)
(a)	(b)	(c)	(d)	(e)	(f)	(g)	(h)	(i)	(j)	(k)	(l)
1	Arch Coal Sales	08,KY,195	LTC	5,747	25.64	0.00	25.64	0.00	25.64	0.00	25.64
2	Arch Coal Sales	08,WV,039	LTC	4,073	21.95	0.00	21.95	0.00	21.95	0.00	21.95
3	Consolidation Coal Company	02,PA,059	S	6,592	21.00	0.00	21.00	0.00	21.00	0.00	21.00
4	Drummond Coal Sales	45,IM,999	S	11,275	43.75	0.00	43.75	0.00	43.75	0.00	43.75
5	Enel	45,IM,999	S	21,413	42.89	0.00	42.89	0.00	42.89	0.00	42.89
6	Intercor	45,IM,999	LTC	39,445	36.83	0.00	36.83	0.00	36.83	0.00	36.83
7	James River Coal Sales, Inc.	08,KY,095	LTC	3,883	24.75	0.00	24.75	0.00	24.75	0.00	24.75


**MONTHLY REPORT OF COST AND QUALITY OF COAL FOR ELECTRIC PLANTS
DETAIL C. TRANSPORTATION CHARGES**

1. Report For Month/Yr: **July 2001**

4. Name, Title & Telephone Number of Contact
Person Concerning Data Submitted on this Form: **Sally W. Hill (305-552-4244)**

2. Reporting Company: **Florida Power & Light**

5. Signature of Official Submitting Report:



3. Plant Name: **St. Johns River Power Park (SJRPP)**

6. Date Completed:

August 10, 2001

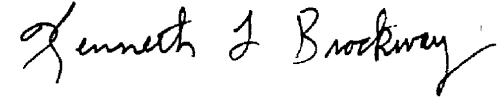
Line No.	Supplier Name	Mine Location	Shipping Point	Transportation Mode	Tons	Effective Purchase Price (\$/Ton)	Short Haul & Loading Charge (\$/Ton)	Rail Charges		Waterborne Charges				Total Transport Charges (\$/Ton)	FOB Plant Price (\$/Ton)	
								Rail Rate (\$/Ton)	Other Rail Charges (\$/Ton)	River Barge Rate (\$/Ton)	Trans-loading Rate (\$/Ton)	Ocean Barge Rate (\$/Ton)	Other Water Charges (\$/Ton)			Related Charges (\$/Ton)
(a)	(b)	(c)	(d)	(e)	(f)	(g)	(h)	(i)	(j)	(k)	(l)	(m)	(n)	(o)		
1	Arch Coal Sales	08,KY,195	APEX MINE	UR	5,747	25.64	0.00	16.97	0.00	0.00	0.00	0.00	0.00	0.00	16.97	42.61
2	Arch Coal Sales	08,WV,039	SAMPLES MINE	UR	4,073	21.95	0.00	19.16	0.00	0.00	0.00	0.00	0.00	0.00	19.16	41.11
3	Consolidation Coal Company	02,PA,059	BAILEY	UR	6,592	21.00	0.00	17.60	0.00	0.00	0.00	0.00	0.00	0.00	17.60	38.60
4	Drummond Coal Sales	45,IM,999	MINA PRIBBENC	OC	11,275	43.75	0.00	0.00	0.00	0.00	0.00	0.00	0.00	0.00	0.00	43.75
5	Enel	45,IM,999	CAYPA MINE	OC	9,161	42.71	0.00	0.00	0.00	0.00	0.00	0.00	0.00	0.00	0.00	42.71
6	Enel	45,IM,999	LA JAGUA MINE	OC	12,252	43.06	0.00	0.00	0.00	0.00	0.00	0.00	0.00	0.00	0.00	43.06
7	Intercor	45,IM,999	EL CERREJON	OC	39,445	36.83	0.00	0.00	0.00	0.00	0.00	0.00	0.00	0.00	0.00	36.83
8	James River Coal Sales, Inc.	08,KY,095	CLOVER MINE	UR	3,883	24.75	0.00	17.53	0.00	0.00	0.00	0.00	0.00	0.00	17.53	42.28

**MONTHLY REPORT OF COST AND QUALITY OF COAL FOR ELECTRIC PLANTS
ORIGIN, TONNAGE, DELIVERED PRICE, AND AS RECEIVED QUALITY**

1. Reporting Month: **June** Year: **2001**
 2. Reporting Company: **FLORIDA POWER & LIGHT COMPANY**
 3. Plant Name: **R.W.SCHERER**

4. Name, Title & Telephone Number of Contact Person Concerning Data Submitted on this Form: **Michael E. Lamp, Business Manager (478) 994-0022, ext. 3903.**

5. Signature of Official Submitting Report:



6. Date Completed: **01-Sep-01**


<u>Line No.</u> (a)	<u>Supplier Name</u> (b)	<u>Mine Location</u> (c)	<u>Purchase Type</u> (d)	<u>Transport Mode</u> (e)	<u>Tons</u> (f)	<u>Purchase Price (\$/Ton)</u> (g)	<u>Effective Transport Charges (\$/Ton)</u> (h)	<u>Total FOB Plant Price (\$/Ton)</u> (i)	<u>Sulfur Content (%)</u> (j)	<u>Btu Content (Btu/lb)</u> (k)	<u>Ash Content (%)</u> (l)	<u>Moisture Content (%)</u> (m)
(1)	AEI COAL SALES	08/KY/159	MTC	UR	22,148.82	48.547	13.16	61.707	0.69	12,582	8.05	7.15
(2)	BLUEGRASS	08/WV/059	MTC	UR	16,306.04	45.134	13.23	58.364	0.66	11,852	12.87	7.06
(3)	KENNECOTT	19/WY/005	S	UR	78,633.72	4.970	22.36	27.330	0.23	8,788	5.21	26.51
(4)	JACOBS RANCH	19/WY/005	S	UR	84,020.86	4.498	22.39	26.888	0.35	8,747	5.13	27.56

**MONTHLY REPORT OF COST AND QUALITY OF COAL FOR ELECTRIC PLANTS
DETAILED PURCHASED COAL INVOICE INFORMATION**

1. Reporting Month: June Year: 2001
 2. Reporting Company: FLORIDA POWER & LIGHT COMPANY
 3. Plant Name: R.W.SCHERER

4. Name, Title & Telephone Number of Contact Person Concerning Data Submitted on this Form: Michael E. Lamp, Business Manager (478) 994-0022, ext. 3903.

5. Signature of Official Submitting Report:
 6. Date Completed: 01-Sep-01




Line No.	Supplier Name	Mine Location	Purch. Type	Tons	FOB Mine Price (\$/Ton)	Shorthaul & Loading Charges (\$/Ton)	Original Invoice Price (\$/Ton)	Retroactive Price Increase (\$/Ton)	Base Price (\$/Ton)	Quality Adjustments (\$/Ton)	Effective Purchase Price (\$/Ton)
(a)	(b)	(c)	(d)	(e)	(f)	(g)	(h)	(i)	(j)	(k)	(l)
(1)	AEI COAL SALES	08/KY/159	MTC	22,148.82	45.860	-	45.860	-	45.860	2.687	48.547
(2)	BLUEGRASS	08/WV/059	MTC	16,306.04	45.860	-	45.860	-	45.860	(0.726)	45.134
(3)	KENNECOTT	19/WY/005	S	78,633.72	4.976	-	4.976	-	4.976	(0.006)	4.970
(4)	JACOBS RANCH	19/WY/005	S	84,020.86	4.548	-	4.548	-	4.548	(0.050)	4.498

**MONTHLY REPORT OF COST AND QUALITY OF COAL FOR ELECTRIC PLANTS
DETAILED TRANSPORTATION INVOICE INFORMATION**

1. Reporting Month: **June** Year: **2001**
 2. Reporting Company: **FLORIDA POWER & LIGHT COMPANY**
 3. Plant Name: **R.W.SCHERER**

4. Name, Title & Telephone Number of Contact Person Concerning Data
 Submitted on this Form: **Michael E. Lamp, Business Manager**
 (478) 994-0022, ext. 3903.

5. Signature of Official Submitting Report:



6. Date Completed: **01-Sep-01**

Line No.	Supplier Name	Mine Location	Shipping Point	Transport Mode	Tons	Effective Purchase Price (\$/Ton)	Additional Shorthaul & Loading Charges (\$/Ton)	Rail Charges		Waterborne Charges				Other Related Charges (\$/Ton)	Total Transportation Charges (\$/Ton)	FOB Plant Price (\$/Ton)
								Rail Rate (\$/Ton)	Other Rail Charges (\$/Ton)	River Barge Rate (\$/Ton)	Trans-loading Rate (\$/Ton)	Ocean Barge Rate (\$/Ton)	Other Water Charges (\$/Ton)			
(a)	(b)	(c)	(d)	(e)	(f)	(g)	(h)	(i)	(j)	(k)	(l)	(m)	(n)	(o)	(p)	(q)
(1)	AEI COAL SALES	08/KY/159	PONTIKI, KY.	UR	22,148.82	48.547	-	13.16	-	-	-	-	-	-	13.16	61.707
(2)	BLUEGRASS	08/WV/059	MARROWBONE, WV	UR	16,306.04	45.134	-	13.23	-	-	-	-	-	-	13.23	58.364
(3)	KENNECOTT	19/WY/005	CONVERSE JCTN WY	UR	78,633.72	4.970	-	22.36	-	-	-	-	-	-	22.36	27.330
(4)	JACOBS RANCH	19/WY/005	JACOBS JCTN, WY.	UR	84,020.86	4.498	-	22.39	-	-	-	-	-	-	22.39	26.888

CERTIFICATE OF SERVICE

I, **THE UNDERSIGNED COUNSEL, HEREBY CERTIFY** that copies of Florida Power & Light Company's forms 423-1, 423-1(a) edited, and 423-1(b) for the month of **July, 2001**; copies of St. Johns River Power Park forms 423-2, 423-2(a), and 423-2(b) for the month of **July, 2001**; and copies of Plant Scherer forms 423-2, 423-2(a), and 423-2(b) for the month of **June, 2001** have been served via first class mail, postage prepaid to the parties listed below, this 4th day of December, 2001:

Bob Elias, Chief
Bureau of Electric & Gas
Division of Legal Services
Florida Public Service Commission
Gerald L. Gunter Building - Third Floor
2540 Shumard Oak Boulevard
Tallahassee, FL 32399-0850

G. Edison Holland, Esquire
Beggs & Lane
P.O. Box 12950
Pensacola, FL 32576

Major Gary A. Enders
United States Air Force
HQ USAF/ULT, STOP 21
Tyndall AFB, FL 32403-6001

Kenneth Hoffman, Esquire
Rutledge, Ecenia, Underwood
Purnell & Hoffman, P.A.
P.O. Box 551
Tallahassee, FL 32301-0551

Occidental Chemical Corporation
Energy Group
P.O. Box 809050
Dallas, TX 75380-9050


Joseph A. McGlothlin, Esquire
Vicki Gordon Kaufman, Esquire
McWhirter, Reeves, McGlothlin,
Davidson, et als.
117 S. Gadsden Street
Tallahassee, FL 32301

Jack Shreve, Esquire
Office of Public Counsel
111 W. Madison Street, Rm 812
Tallahassee, FL 32399-1400

Lee L. Wills, Esquire
James D. Beasley, Esquire
Ausley, McMullen, McGehee,
Carothers & Proctor
P.O. Box 391
Tallahassee, FL 32302

Lee G. Schmulde, Esquire
Reedy Creek Utilities, Inc.
P.O. Box 40
Lake Buena Vista, FL 32830

James A. McGee, Esquire
P.O. Box 14042
St. Petersburg, FL 33733


R. Wade Litchfield