

See

**RUTLEDGE, ECENIA, PURNELL & HOFFMAN**

PROFESSIONAL ASSOCIATION  
ATTORNEYS AND COUNSELORS AT LAW

STEPHEN A. ECENIA  
KENNETH A. HOFFMAN  
THOMAS W. KONRAD  
MICHAEL G. MAIDA  
MARTIN P. McDONNELL  
J. STEPHEN MENTON

POST OFFICE BOX 551, 32302-0551  
215 SOUTH MONROE STREET, SUITE 420  
TALLAHASSEE, FLORIDA 32301-1841

TELEPHONE (850) 681-6788  
TELECOPIER (850) 681-6515

R. DAVID PRESCOTT  
HAROLD F. X. PURNELL  
GARY R. RUTLEDGE

GOVERNMENTAL CONSULTANTS  
MARGARET A. MENDUNI  
M. LANE STEPHENS

December 4, 2001

Ms. Blanca S. Bayo, Director  
Commission Clerk and Administrative Services  
Florida Public Service Commission  
2540 Shumard Oak Boulevard  
Betty Easley Conference Center, Room 110  
Tallahassee, Florida 32399-0850

**HAND DELIVERY**

011621-WU

COMMISSION  
CLERK

01 DEC -4 PM 4:57

RECEIVED-FPSC

Re: Petition of Placid Lakes Utilities, Inc. For a Limited Proceeding to Implement an Increase in Water Rates

Dear Ms. Bayo:

Enclosed herewith for filing in the above-referenced docket on behalf of Placid Lakes Utilities, Inc. ("Placid Lakes") are copies of the following documents:

1. Original and fifteen copies of Placid Lakes' Petition for a Limited Proceeding to Implement an Increase in Water Rates; and
2. A check in the amount of \$1,000.00 as the filing fee for the Petition.

Please acknowledge receipt of these documents by date stamping the enclosed copy of this letter and returning it to the undersigned.

Thank you for your assistance with this filing.

Sincerely,

*Martin P. McDonnell*  
Martin P. McDonnell

MPM/rl  
Enclosures  
cc: Ms. Pam Brewer, with enclosure

F:\users\placid\bayo.1204


RECEIVED & FILED

*RLM*  
FPSC-BUREAU OF RECORDS

DOCUMENT NUMBER-DATE

15196 DEC-4 01

FPSC-COMMISSION CLERK



**BEFORE THE FLORIDA PUBLIC SERVICE COMMISSION**

In re: Petition of Placid Lakes Utilities, )  
Inc. for a limited proceeding )  
to implement an increase in water )  
rates. )  
\_\_\_\_\_)

Docket No. \_\_\_\_\_

Filed: December 4, 2001

**PETITION OF PLACID LAKES UTILITIES, INC.  
FOR A LIMITED PROCEEDING TO  
IMPLEMENT AN INCREASE IN WATER RATES**

Placid Lakes Utilities, Inc. ("Placid Lakes"), by and through undersigned counsel and pursuant to Sections 367.081 and 367.0822, Florida Statutes, petitions the Commission to conduct a limited proceeding to implement an increase in Placid Lakes' rates for water service to its customers in Highlands County, Florida, and states:

1. Petitioner's name and address is:

Placid Lakes Utilities, Inc.  
2000 Jefferson Avenue  
Lake Placid, Florida 33852

2. All notices, orders, pleadings, discovery and correspondence regarding this Petition should be provided to the following attorneys on behalf of Petitioner:

Kenneth A. Hoffman, Esq.  
Martin P. McDonnell, Esq.  
Rutledge, Ecenia, Purnell & Hoffman, P.A.  
P. O. Box 551  
Tallahassee, FL 32302  
(850) 681-6788 (Telephone)  
(850) 681-6515 (Telecopier)

3. Placid Lakes is a Class B water-only utility which serves approximately 1,500 water customers in Highlands County, Florida and is regulated by the Commission. Placid Lakes is a wholly-owned subsidiary of Lake Placid Holding Company, the primary developer of the Placid

DOCUMENT NUMBER-DATE  
15196 DEC-4 01  
FPSC-COMMISSION CLERK

Lakes subdivision.

4. Placid Lakes was incorporated on June 11, 1970 under the laws of the State of Florida and has, since its inception, operated as a water facility in Highlands County. The Petitioner was last granted rate relief by the Commission pursuant to Order No. PSC-01-0327-PAA-WU issued February 6, 2001, in Docket No. 000295-WU.

5. Placid Lakes seeks Commission approval of the recovery of a limited number of prudently incurred costs necessary to ensure safe, efficient and sufficient water service to its customers. These costs were not included in the test year used to establish Placid Lakes' current rates in Order No. PSC-01-0327-PAA-WU. These costs consists of the following:

- a. various plant additions for the calendar year 2000 and plant additions between January 1, 2001 and August 31, 2001;
- b. the purchase and installation of new water meters for essentially all current customers as part of a meter replacement program;
- c. the purchase and installation of a back-up electric generator; and
- d. the purchase and installation of approximately 4,500 feet of pipe to loop the distribution line at the back of the main subdivision to ensure that water pressure is maintained at or above 20 pounds per square inch (PSI).

6. Placid Lakes has discovered through meter inspections that a significant number of its meters are not accurately recording the amount of water sold to its customers. There are approximately 1,400 meters in need of replacement and roughly 500 to 600 of these meters were installed in the 1970s. Inaccuracies have been discovered in both the older (1970s) and more recently installed meters. To ensure meter and billing accuracy throughout Placid Lakes' service

territory, it is necessary and prudent to replace all current water meters.

7. The meter replacement program will also provide benefits to Placid Lakes and its customers as customer billing accuracy can be ensured by the installation of wires on the new meters and the implementation of a “touch read” system to facilitate meter reading.

8. Placid Lakes’ current back-up electric generator was purchased in or around 1972, and as a result of entropy, is in need of replacement. Prior to Placid Lakes’ last rate case, the Florida Department of Environmental Protection issued a Notice of Deficiency to Placid Lakes concerning the generator. The deficiency was resolved without the necessity of replacing the back-up electrical generator at that time. Nonetheless, the current back-up electrical generator is no longer reliable and is in need of replacement.

9. Placid Lakes currently services a single subdivision in Highlands County and, as a result of growth in the subdivision, water pressure is decreasing. In order to ensure adequate water pressure of at least 20 pounds per square inch (PSI), Placid Lakes has determined that it must loop its six-inch main distribution pipe around the entire subdivision to form a completed closed system.

10. Attached hereto as Exhibit 1 are the documents and work papers prepared by Guastella Associates, Inc. on behalf of Placid Lakes. These documents support Placid Lakes’ need for a rate increase to recover the prudently incurred costs previously described in this Petition. Exhibit 1, Schedule 1 is the revenue deficiency and rate increase calculation conducted by Guastella Associates, Inc. using a projected test year ending December 31, 2002. Exhibit 1, Schedule 1 reflects that Placid Lakes is currently operating at an annualized revenue deficiency of \$105,170 and that a rate increase of 22.90% would allow Placid Lakes the opportunity to earn a fair and reasonable rate of return. The proposed rate increase is calculated based upon the plant-in-service additions

from January 1, 2000, through August 31, 2001, and the purchase and installation of the new meters, the back-up power generator, and the main distribution line extension.

11. Exhibit 1, Schedule 2 details the costs that Placid Lakes has incurred for plant additions for the calendar year 2000 (\$63,688), plant additions between January 1, 2001 and August 31, 2001 (\$11,185), the power generator (\$58,262), the transmission and distribution mains (\$53,377) and the cost of the purchase and installation of the new meters (\$212,865). Exhibit 1, Schedule 2 also reflects the depreciation expense and accumulated depreciation associated with the above assets.

12. Exhibit 1, Schedule 3 reflects the current rate base approved by the Commission of \$562,674, and the requested revenue requirement increase in this limited proceeding of \$387,044.

13. Exhibit 1, Schedules 5 and 6 reflect the rate schedule and revenue schedule for the present and proposed rates for the 12 months ending August 31, 2001. Exhibit 1, Schedule 6 shows the current average water bill for a Placid Lakes' residential customer of \$24.77. Under the proposed increase requested herein, the average bill for a Placid Lakes residential customer would increase to \$30.44. Exhibit 1, Schedule 6 also reflects an average general service bill under the current rates of \$50.35. Under the proposed requested rates, the average general service bill would be \$61.87.

14. Attached hereto in Exhibit 1 are Appendices A through F.

Appendix A contains the documentation in support of the total estimated capital project costs for calendar year 2002, including the back-up generator, replacement meters, and line extension. Appendix B contains the itemization of the costs associated with utility plant- in-service additions from January 1, 2000 through December 31, 2000. Appendix C contains an itemization of the costs associated with the utility plant-in-service additions from January 1, 2001 to August 31, 2001.

Appendix D is the Placid Lakes balance sheet as of August 31, 2001. Appendix E contains the consolidated factor billing analyses and Appendix F reflects the current annual property taxes assessed against Placid Lakes.

15. Placid Lakes requests that the Commission consider these matters in a limited proceeding and grant the requested increase in rates to allow Placid Lakes to recover prudently incurred costs needed to complete the above described improvements to its water system.

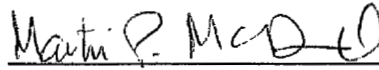
16. In addition to the costs incurred to complete the improvements to its water system described above, Placid Lakes is incurring and will continue to incur expenses relating to this petition and limited proceeding. Placid Lakes requests that the Commission approve the recovery of these expenses, amortized over four (4) years, as reflected in Exhibit 1, Schedule 1.

WHEREFORE, Petitioner requests that this Commission:

1. Grant an increase in water rates of 22.90 % to allow Petitioner to recover the above described prudently incurred or to be incurred costs;
2. Allow Placid Lakes to amortize its legal, accounting, administrative and other reasonable, prudently incurred expenses and costs incurred in this proceeding over the next four (4) years; and
3. Order such further relief as the Commission deems just and appropriate.

This 4<sup>th</sup> day of December, 2001.

Respectfully submitted,



Kenneth A. Hoffman, Esq.

Martin P. McDonnell, Esq.

RUTLEDGE, ECENIA, PURNELL & HOFFMAN,  
P.A.

P. O. Box 551

Tallahassee, Florida 32302

(850) 681-6788 (Telephone)

(850) 681-6515 (Telecopier)

Placid\Petition

**Placid Lakes Utilities, Inc.**

Docket No. \_\_\_\_\_-WU

Application to Increase Rates and Charges

**By Limited Proceeding**

For a "Class B" Utility


In

Highlands County, Florida

Containing

Supporting Documents and Work Papers

**GUASTELLA ASSOCIATES, INC.**  
November 2001





## CONTENTS

Schedule 1	Revenue Deficiency and Rate Increase Calculation
Schedule 2	Depreciation Calculation
Schedule 3	Capital Structure
Schedule 4	Provision for Income Tax
Schedule 5	Rate Schedule
Schedule 6	Revenue Schedule at Present and Proposed Rates
Appendix A	Capital Project Costs for Year 2002
Appendix B	Utility Plant in Service Additions 01/01/00 - 12/31/00
Appendix C	Utility Plant in Service Additions 01/01/01 - 08/31/01
Appendix D	Balance Sheet at 08/31/01
Appendix E	Consolidated Factor Billing Analyses
Appendix F	Property Taxes

**PLACID LAKES UTILITIES, INC.**  
**LIMITED PROCEEDING**  
Revenue Deficiency and Rate Increase Calculation  
Projected Test Year 12/31/02

REVENUE REQUIREMENT CALCULATION:	Limited Proceeding	
Return On Equity	\$42,304	(Sch 4)
Equity with Tax Gross-up	67,827	(Sch 4)
O & M Expense	12,500	(b)
Depreciation	16,713	(c)
Property Taxes	3,397	(d)
Debt Return	0	
Gross Receipts / Revenue Tax	4,733	
	<u>37,343</u>	
<b>Revenue Deficiency</b>	<b><u>\$105,170</u></b>	
Adjusted Revenue At Existing Rates	459,253	
<b>Rate Increase Required</b>	<b><u>22.90%</u></b>	

## COMPONENTS OF REVENUE REQUIREMENT CALCULATION :

(a)	<u>RATE BASE</u>			
	Generator	58,262	Appendix A	
	A/D on Above	(1,457)		
	Main Extension-Line Loop	53,377	Appendix A	
	A/D on Above	(621)		
	Meter Replacements	212,865	Appendix A	
	A/D on Above	(5,322)		
	UPIS Additions 01/01/00-12/31/00	63,688	Appendix B	
	A/D on Above	(4,404)		
	UPIS Additions 01/01/01-08/31/01	11,185	Appendix C	
	A/D on Above	(530)		
		<u>387,044</u>		
(b)	<u>EXPENSES</u>			
	Rate Case Expense (Guastella)	\$23,500	5,875	4 Yr Amort
	Rate Case Expense (Legal)	\$25,000	6,250	4 Yr Amort
	Filing Fee	\$1,000	250	4 Yr Amort
	Company Expenses (Notices, etc.)	\$500	125	4 Yr Amort
(c)	<u>DEPRECIATION EXPENSE</u>			
	UPIS Additions 01/01/00-12/31/00	2,202	(Sch 2)	
	UPIS Additions 01/01/01-08/31/01	530	(Sch 2)	
	UPIS Additions 01/01/02-12/31/02	14,797	(Sch 2)	
	Retired Generator (\$16,326 x 5.0%)	(816)		
(d)	<u>PROPERTY TAXES</u>			
	Plant Additions	\$399,376		
	Less Retirements (Generator & Meters)	(80,676)		
	Assessment Rate	59.85%		
	Mill Rate per \$1000 of UPIS	17.811	3,397	Appendix F
(f)	<u>WEIGHTED COST OF CAPITAL</u>			
	Long-Term Debt	6.22%	(Sch 3)	
	Short-Term Debt	0.00%	(Sch 3)	
	Equity	4.45%	(Sch 3)	
		<u>10.68%</u>		

**PLACID LAKES UTILITIES, INC.**  
**LIMITED PROCEEDING**  
 Projected Test Year 12/31/02

## DEPRECIATION CALCULATION:

Account / Description	Depr Rate	Plant Additions	Deprec Expense	Accum Deprec
331.4 Transm. & Distribution Mains	2.33%	\$34,750	\$808	\$1,616
333.4 Services	2.50%	9,745	244	488
334.4 Meters & Meter Installations	5.00%	7,708	385	770
343.5 Tools, Shop & Garage Equipment	6.25%	71	4	8
346.5 Communication Equipment	10.00%	0	0	0
347.5 Miscellaneous Equipment	6.67%	11,412	761	1,522
2000 Plant Additions (On Line 8/31/01)		\$63,688	\$2,202	\$4,404
331.4 Transm. & Distribution Mains	2.33%	876	20	20
333.4 Services	2.50%	465	12	12
334.4 Meters & Meter Installations	5.00%	9,729	486	486
343.5 Tools, Shop & Garage Equipment	6.25%	0	0	0
346.5 Communication Equipment	10.00%	116	12	12
347.5 Miscellaneous Equipment	6.67%	0	0	0
2001 Plant Additions (On Line 8/31/01)		\$11,185	\$530	\$530
310.2 Power Generation Equipment	5.00%	58,262	2,913	1,457
331.4 Transm. & Distribution Mains	2.33%	53,377	1,241	621
334.4 Meters & Meter Installations	5.00%	212,865	10,643	5,322
2002 Plant Additions (On Line 12/31/02)		\$324,504	\$14,797	\$7,399

**PLACID LAKES UTILITIES, INC.**  
LIMITED PROCEEDING

Capital Structure

<u>Last Order</u>	<u>Reconciled to Rate Base</u>	<u>Ratio</u>	<u>Cost Rate</u>	<u>Weighted Cost</u>
Long Term Debt	\$562,674	100.00%	10.50%	10.50%
Short Term Debt	0	0.00%	0.00%	0.00%
Common Equity	0	0.00%	0.00%	0.00%
Accum Deferred Tax	0	0.00%	0.00%	0.00%
Total	<u>\$562,674</u>	<u>100.00%</u>		<u>10.50%</u>

<u>Pro Forma</u>				
Long Term Debt	\$562,674	59.25%	10.50%	6.22%
Short Term Debt	0	0.00%	0.00%	0.00%
Common Equity (b)	387,044	40.75%	10.93%	4.45%
Accum Deferred Tax	0	0.00%	0.00%	0.00%
Total (a)	<u>\$949,718</u>	<u>100.00%</u>		<u>10.68%</u>

Note (a) :	Last Approved Rate Base	562,674
	Requested Limited Proceeding Items	387,044
	Total Rate Base	<u>949,718</u>

Note (b) : The equity return of 10.93% represents the high range of Staff's recommended equity return in the last rate case.

**PLACID LAKES UTILITIES, INC**  
**LIMITED PROCEEDING**  
Provision for Income Taxes

Revenue Deficiency		\$105,170
Operating Expenses		37,343
Interest Expense		<u>0</u>
Taxable Income		\$67,827
State Income Tax	5.50%	<u>3,731</u>
Federal Taxable Income		64,097
Federal Income Tax	34.00%	<u>21,793</u>
Net Income		<u><u>\$42,304</u></u>

**PLACID LAKES UTILITIES, INC.  
LIMITED PROCEEDING**

Rate Schedule

<u>Class/Meter Size</u>	<u>Present Rates</u>	<u>Proposed Rates</u>
	BFC	BFC
Residential		
5/8" x 3/4"	\$8.31	\$10.21
3/4"	12.47	15.33
1"	20.78	25.54
1-1/2"	41.55	51.07
2"	66.48	81.70
3"	132.96	163.41
4"	207.75	255.33
Gallorage charge/1,000 g		
0 to 10,000 gals.	\$2.39	2.94
10,001 to 20,000 gals.	3.59	4.41
Over 20,000 gals.	4.78	5.87
General Service		
5/8" x 3/4"	\$8.31	\$10.21
3/4"	12.47	15.33
1"	20.78	25.54
1-1/2"	41.55	51.07
2"	66.48	81.70
3"	132.96	163.41
4"	207.75	255.33
Gallorage charge/1,000 g		
All gals.	\$2.71	3.33

**PLACID LAKES UTILITIES, INC**  
**LIMITED PROCEEDING**

Revenue Schedule at Present and Proposed Rates  
Twelve Months Ending 08/31/01

<u>Class/Meter Size</u>	<u>Number Bills</u>	<u>Consumptn in 1000 gal</u>	<u>Present Rate</u>	<u>Revenue at Present</u>	<u>Conserv. Gallons</u>	<u>Proposed Rate</u>	<u>Revenue at Proposed</u>
Residential							
5/8" x 3/4"	17,580	95,712.6	\$8.31	146,090		\$10.21	179,492
3/4"	0	0.0	12.47	0		15.33	0
1"	180	1,961.8	20.78	3,740		25.54	4,597
1-1/2"	0	0.0	41.55	0		51.07	0
2"	0	0.0	66.48	0		81.70	0
3"	0	0.0	132.96	0		163.41	0
4"	0	0.0	207.75	0		255.33	0
6"	0	0.0	0.00	0		0.00	0
Gals. 10,000 and under		62,705.7	2.39	149,867	62,706	2.94	184,355
Gals. 10,001 to 20,000		22,628.9	3.59	81,238	22,629	4.41	99,794
Gals. over 20,000		12,339.7	4.78	58,984	12,340	5.87	72,434
<b>Total Residential</b>	<b>17,760</b>	<b>97,674.4</b>		<b>439,919</b>			<b>540,672</b>
<b>Average Bill</b>				<b>\$24.77</b>			<b>\$30.44</b>
General Service							
5/8" x 3/4"	204	446.8	8.31	1,695		10.21	2,083
3/4"	0	0.0	12.47	0		15.33	0
1"	84	1,319.4	20.78	1,746		25.54	2,145
1-1/2"	12	154.1	41.55	499		51.07	613
2"	84	1,699.8	66.48	5,584		81.70	6,863
3"	0	0.0	132.96	0		163.41	0
4"	0	0.0	207.75	0		255.33	0
6"	0	0.0	0.00	0		0.00	0
<b>Gen Service Gallons</b>		<b>3,620.1</b>	<b>2.71</b>	<b>9,810</b>	<b>3,620</b>	<b>3.33</b>	<b>12,055</b>
<b>Total General Service</b>	<b>384</b>	<b>3,620.1</b>		<b>19,334</b>			<b>23,759</b>
<b>Average Bill</b>				<b>\$50.35</b>			<b>\$61.87</b>
<b>Totals</b>	<b>18,144</b>	<b>101,294.5</b>		<b>\$459,253</b>			<b>\$564,431</b>
				<b>Additional Revenue</b>			<b>\$105,178</b>
				<b>Revenue Increase</b>			<b>22.90%</b>

Note: The number of bills and consumption has been annualized and increased to reflect 30 units of residential growth.

**APPENDIX A**

**Capital Project Costs for Year 2002**



TOTAL ESTIMATED CAPITAL PROJECT COST FOR LIMITED PROCEEDING

GENERATOR	\$58,261.50
METERS	\$212,865.00
LINE EXTENSION	\$53,377.08
	<hr/>
TOTAL ESTIMATE	<u>\$324,503.58</u>

CAUFFIELD & SONS, INC.  
P.O. Box 787  
LAKE PLACID, FLORIDA 33862

# JOB ESTIMATE 1011

(863) 465-2257  
PLACID LAKES UTILITIES, INC.

TO: WATER IMPROVEMENT DIVISION  
2000 JEFFERSON AVE  
LAKE PLACID FL 33852

PHONE	DATE 10/20/2001
JOB NAME / LOCATION WATER PLANT	

### JOB DESCRIPTION

FURNISH AND INSTALL:


- (1) NEW KOHLER MODEL 230 REOZD DIESEL ENGINE DRIVEN GENERATOR SET;  
230 KW, @ 0.8 PF, 60 HZ, 3 PHASE, 120/240 VOLT.
- (1) NEW KOHLER GLS AUTOMATIC TRANSFER SWITCH, 120/240, 400 AMP, 3 PHASE  
3 POLE, IN A NEMA 1 ENCLOSURE
- SPECIFICATIONS ON SEPERATE SHEET
- INCLUDES INSTALLATION OF NEW UNIT, PARTS, TAXES, PERMIT, AND LABOR.

SUB TOTAL	\$ 54,450.00
TAX	3,811.00
TOTAL **	\$ 58,261.50

58,261.50

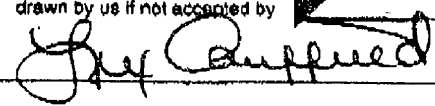
## ESTIMATED JOB COST For the sum of

THIS ESTIMATE IS FOR COMPLETING THE JOB AS DESCRIBED ABOVE. IT IS BASED ON OUR EVALUATION AND DOES NOT INCLUDE MATERIAL PRICE INCREASES OR ADDITIONAL LABOR AND MATERIALS WHICH MAY BE REQUIRED SHOULD UNFORESEEN PROBLEMS OR ADVERSE WEATHER CONDITIONS ARISE AFTER THE WORK HAS STARTED.

NOTE: This estimate may be with-  
drawn by us if not accepted by 

11/30/01

ESTIMATED BY





### KOHLER GENERATORS

**TAW POWER SYSTEMS**  
POMPANO OFFICE: 800-876-0990  
TAMPA OFFICE: 800-456-9449  
ORLANDO OFFICE: 800-862-6675

**"DID YOU KNOW" TAW HAS RENTAL GENERATORS FOR CONSTRUCTION SITES & SPECIAL EVENTS**

Date: October 19, 2001  
To: Caufield & Sons  
Attn: Lex Caufield

Offer No: T 110-9480  
Contact: Rich Phillips  
Fax: (941) 465-4640

Project: Placid Lakes WTP

(1) New Kohler Model 230 REOZD Diesel Engine Driven Generator Set, 230 KW, @ 0.8 PF, 60 Hz, 3 Phase, 120/240 Volt.

**GENERATOR ACCESSORIES:**

DEC 3: NFPA-110 Level 1, Controller w/Alarms  
Weather Housing  
Critical Silencer  
Tall Pipe and Rain Cap  
Safeguard Breaker  
Battery/Battery Rack & Cables  
Block Heater  
Remote E-Stop  
Battery Charger, Automatic Float w/ Alarms  
600 Amp. Circuit Breaker 3 Pole, T/M.

**FUEL SYSTEM**

Flexible Fuel Lines  
200 Gallon Subbase Fuel Tank UL, Doublewall  
w/ Low Level & Leak Detector

**ADDITIONAL ACCESSORIES**

Rated Power Factor Test  
Operation & Maintenance Manual  
1 Year Basic Warranty  
Startup: Includes Battery & Fluids  
On Site Testing

**AUTOMATIC TRANSFER SWITCH**

(1) New Kohler GLS Automatic Transfer Switch, 120/240 Volt, 400 Amp., 3 Phase, 3 Pole, In NEMA 1 Enclosure with the following optional accessories

- Pilot Lights
- Inphase Monitor
- Plant Exerciser, Load/No Load

**SUPPLIED BY OTHERS:** Off-Loading @ Jobsite, Installation of System, Supply of Fuel, Fuel & Electrical Piping.

Offer Acceptance & Release for Production:

\*SALES TAX NOT INCLUDED.  
\*F.O.B. FACTORY, FREIGHT ALLOWED TO FL.  
\*DELIVERY 10 TO 12 WEEKS AFTER RELEASE.

Regards,  
TAW Power System

COMPANY

PRINT NAME

DATE

Authorized Signature to Release Material

**COST ESTIMATE  
METERS AND LABOR**

**CLASS 1**

559

<b>LABOR</b>	
2 MEN /30 MINUTES PLUS TRUCK & TOOLS	\$15.00
<b>PARTS</b>	
2 RUBBER WASHERS	\$0.50
1 EXPANDER	\$16.00
1 METER	\$78.50
<b>TOTAL PER METER</b>	\$110.00
<b>TOTAL PER CLASS</b>	\$81,490.00

**CLASS 2**

651

<b>LABOR</b>	
2 MEN/80 MINUTES PLUS TRUCK & TOOLS	\$30.00
<b>PARTS</b>	
2 RUBBER WASHERS	\$0.50
1 EXPANDER	\$13.08
1 2x8x16 CEMENT BLOCK	\$1.66
1 3/4" 90	\$0.55
1 3/4" COUPLING	\$0.45
24" 3/4" PVC	\$0.28
1 METER	\$78.50
<b>TOTAL PER METER</b>	\$125.00
<b>TOTAL PER CLASS</b>	\$81,375.00

**CLASS 3**

200

<b>LABOR</b>	
2 MEN/2 HOURS PLUS TRUCK & TOOLS	\$60.00
<b>PARTS</b>	
1 GULF METER BOX	\$159.00
1 METER	\$78.50
1" OR 3/4" POLY TUBING	\$33.62
1 3/4" FEMAL ADAPTOR	\$0.70
2 3/4" 90	\$1.10
2 3/4" COUPLINGS	\$0.90
1 2x8x16 CEMENT BLOCK	\$1.66
1 Y 44-243	\$14.52
<b>TOTAL PER METER</b>	\$350.00
<b>TOTAL PER CLASS</b>	\$70,000.00

CLASS 1	METER REPLACEMENT ONLY	\$81,490.00
CLASS 2	METER BOX NEEDS RAISED AND SUPPORTED	\$81,375.00
CLASS 3	METER BOX NEEDS REPLACED/PLASTIC BOXES THAT ARE CRACKED OR BROKEN	\$70,000.00
	<b>TOTAL FOR METERS AND LABOR</b>	<b>\$212,865.00</b>

COST ESTIMATE LINE EXTENSION		
LOOP LINE FROM JERSEY TO LINCOLN		
PARTS		\$18,877.08
DIRECTIONAL BORES		\$7,500.00
COUNTY PERMITS		\$300.00
ENGINEERING		\$2,500.00
SOO		\$3,000.00
LABOR		\$20,400.00
TOTAL		\$53,377.08



2615 A-Z PARK ROAD  
 LAKE LAND, FL 33801  
 Telephone 863-666 6611

Route to

P. O. BOX 105837  
 ATLANTA, GA 30348-5837

LAKELAND WATER & SEWER

Quoted To:  
 LAKE PLACID HOLDING COMPANY  
 D/B/A PLACID LAKE UTIL, INC  
 2000 JEFFERSON AVENUE  
 LAKE PLACID, FL 33852

Ship To:  
 LAKE PLACID HOLDING COMPANY  
 D/B/A PLACID LAKE UTIL, INC  
 2000 JEFFERSON AVENUE  
 LAKE PLACID, FL 33852

PRICE	Bid #	Date	Quotation Notes	Exp Date
QUOTATION	68686	10/24/01	PLACID LAKES DRIVE	12/23/01

Wh Sism	Writer	Pg
7002 LLW	LLW	1

Ln	Quant	Our EDP Code	Loc	Description	Net Price	Unit	Extension
1	4	6MJTC	M1	6 C163 MJ TEE	75.00	EA	300.00
2	7	6MJ90C	M2	6 C163 MJ 90	55.00	EA	385.00
3	6	6MJ2212C	M2	6 C163 MJ 22-1/2	47.50	EA	285.00
4	67	E2006PV	NL1	2006PV 6 MEGALUG PVC	29.60	EA	1976.50
5	67	6MJSG	L	6 MJ STANDARD GASKET	0.00	EA	0.00
6	378	34312THBN	C2A	3/4X3-1/2 T-HEAD BOLT&NUT	0.00	EA	0.00
7	16	461SI	V81	461S CI VL-BX 18-24 COMP IMP	20.00	EA	320.00
8	4	MA423360WY	HYD	A-423 3-6 HYDRANT ON YELLOW	830.75	EA	3323.00
9	4	6135MSOBYAC	M3	6X13 C153 SNX50 HYD ADP	71.02	EA	284.08
10	16	MA2360236	QV	A-2360-23 6 MJ GATE VLV	295.00	EA	4720.00
11	5100	65DR21BLU	TV	6 CL200 PVC SDR21 GSK BLUE	1.66	FT	7906.00
12	80	6DR18BLU	P2	6 CL150 PVC DR18 GSK BLUE	1.95	FT	156.00
13	10	10TPLUS	B6A	QUART PIPE LUBRICANT	0.00	EA	0.00
14	1	6PCL2RC	BT	6 PVC CL200 LONG REP COUP	22.50	EA	22.50
Bid Total:							\$19,677.08

Quoted By: \_\_\_\_\_ Date: \_\_\_\_\_

**APPENDIX B**

**Utility Plant in Service Additions 01/01/00-12/31/00**

**Placid Lakes Utilities, Inc.**  
Plant in Service Additions-2000

Acct.	Description	In Service	Cost
307	Reverse Interest During Construction	12/31/00	(12,670.86)
		TOTAL	(12,670.86)
311	Reverse Interest During Construction	12/31/00	(12,670.86)
		TOTAL	(12,670.86)
330	Reverse Interest During Construction	12/31/00	(12,670.86)
		TOTAL	(12,670.86)
331	Bokelia Ext (380'-3",290'-4") mat'l & labor	04/12/00	2,939.32
331	Bokelia Ext Permit	04/17/00	200.00
331	Hawk Ext (270'-3") mat'l & labor	04/25/00	1,316.95
331	Apache Ext Permit	04/26/00	200.00
331	Corsica Ext (80'-3",600'-6") mat'l & labor	05/05/00	3,572.09
331	Corsica Ext Permit	05/08/00	200.00
331	Hoover Ext Permit	05/08/00	200.00
331	Hoover Ext (160'-6") mat'l & labor	05/20/00	870.57
331	Lincoln Ext survey	07/07/00	315.00
331	Concord/Seneca Ext Permit (Airport)	07/06/00	200.00
331	Concord/Seneca Ext (3060'-6") mat'l & labor	08/12/00	23,398.88
331	Jackson Ext. (240'-3" main & labor)	10/11/00	937.84
331	Jackson Ext. Permit	10/23/00	200.00
331	Captiva Way Ext. Permit	12/21/00	200.00
		ADDITIONS	34,750.65
331	Reverse Interest During Construction	12/31/00	(7,319.71)
		TOTAL	27,430.94
333	Anderson St. Pushunder	01/08/00	95.00
333	Catfish Creek Rd Pushunder	03/18/00	190.00
333	Washington Ave Pushunder	08/12/00	95.00
333	121 Lime Rd Pushunder	05/06/00	95.00
333	Corsica 6" Pushunder, 3" Pushunder	05/13/00	900.00
333	Hoover 2" Pushunder	05/13/00	95.00
333	Hawk Ave 3" Pushunder	04/22/00	150.00
333	Bokelia/Island Pkwy 4" Road Pushunder	04/22/00	150.00
333	Bokelia/Island (2) 2" Service Pushunders	04/22/00	180.00
333	Jefferson/Lake June (1",2") Pushunders	10/17/00	190.00
333	Jackson Pushunder	11/02/00	95.00
333	37 Services-Labor	Var.	1,295.00
333	37 Services parts & supplies	Var.	6,216.30
		TOTAL	9,746.30
334	37 Meters	Var.	6,413.37
334	37 Meter Installations Labor	Var.	1,295.00
		TOTAL	7,708.37
343	Shovels (3)	05/15/00	70.62
		TOTAL	70.62
347	Neptune Remote Meter Reading Devices	03/23/00	10,963.58
347	Mavica 10x Zoom Camera	08/15/00	448.98
		TOTAL	11,412.56
		TOTAL INVOICES	56,368.79



#### 331.4 Transm. & Distribution Mains

10/17/01

## Placid Lakes Utilities, Inc. Account QuickReport As of December 31, 2000

Type	Date	Num	Name	Memo	Split	Amount	Balance
<b>101 - Utility Plant In Service</b>							879,017.91
<b>331.4 - Transmission &amp; Distrib.Mains</b>							879,017.91
Check	04/14/2000	5635	Highlands County Bo...	Bokeelia Exte...	131.2 · Cash in ...	200.00 ✓	879,217.91
Check	04/25/2000	5645	Highlands County Bo...	Apache Exten...	131.2 · Cash in ...	200.00 ✓	879,417.91
Check	05/04/2000	5672	Highlands County Bo...	Corsica Exten...	131.2 · Cash in ...	200.00 ✓	879,617.91
Check	05/04/2000	5673	Highlands County Bo...	Hoover Exten...	131.2 · Cash in ...	200.00 ✓	879,817.91
Check	05/04/2000	1096	Pugh Utilities Service	Bokkalia Exte...	131.3 · Cash in ...	2,010.00 ✓	881,827.91
Check	05/04/2000	1096	Pugh Utilities Service	Hawk Ave. Ext ..	131.3 · Cash in ...	810.00 ✓	882,637.91
Check	06/01/2000	1098	Pugh Utilities Service	Corsica Exten...	131.3 · Cash in ...	1,800.00 ✓	884,437.91
Check	06/01/2000	1098	Pugh Utilities Service	Hoover Exten...	131.3 · Cash in ...	480.00 ✓	884,917.91
Check	07/06/2000	5769	Highlands County Bo...	Line Ext	131.2 · Cash in ...	200.00 ✓	885,117.91
Check	07/13/2000	1101	Germain Surveying, L...	Lincoln	131.3 · Cash in ...	315.00 ✓	885,432.91
Check	08/10/2000	1102	Piper Construction, Inc	Line Ext./Conc...	131.3 · Cash in ...	6,530.50 ✓	891,963.41
Check	08/31/2000	1103	Pugh Utilities Service	Airport-Concor...	131.3 · Cash in ...	9,180.00 ✓	901,143.41
Check	10/18/2000	1106	Highlands County Bo...	Line Ext. - Jac...	131.3 · Cash in ...	200.00 ✓	901,343.41
Check	11/02/2000	1107	Pugh Utilities Service	Jackson	131.3 · Cash in ...	720.00 ✓	902,063.41
Check	12/15/2000	1109	Highlands County Bo...	Line Ext/Captiva	131.3 · Cash in ...	200.00 ✓	902,263.41
General Journal	12/31/2000			Move Supplies	620.3 · Supplie...	11,505.15	913,768.56
General Journal	12/31/2000			PSC aje to dis ..	215 · Unapropri...	-7,320.00	906,448.56
Total 331.4 - Transmission & Distrib.Mains						27,430.65	906,448.56
Total 101 - Utility Plant In Service						27,430.65	906,448.56
<b>TOTAL</b>						<b>27,430.65</b>	<b>906,448.56</b>

Line Extensions  
Pipe Added  
2000

WILSON JONES

G7604 ColumnWrite ®

		Parts/Labor	TOTAL Cost	(24) Service	3"	4"	6"
1	4/12	Borelia	929.32/2010	2,939.32		380'	290'
2	4/25	Hawk	506.95/810	1,316.95		270'	
3	5/5	Corsica	1772.09/1800	3,572.09		80'	600'
4	5/20	Hoover	390.57/480	870.57			160'
5	8/12	General Service	7688.38/9,180 + 6,530.50	23,398.88			3060'
6	10/11	Jackson	217.84/720	937.84		240'	
7			11,505.15	21,530.50		970'	3820'
8							
9							
10							
11							
12							
13							
14							
15							
16		Parts	11,505.15	(2)			
17		Labor	21,530.50				
18							
19							
20							
21		Total	33,035.65				
22							
23							
24							
25							
26							
27							
28							
29							
30							
31							
32							
33							
34							
35							

BOARD OF COUNTY COMMISSIONERS, HIGHLANDS COUNTY, FLORIDA

36547

RECEIVED FROM PLACID LAKES UTILITIES, INC.

ADDRESS 2000 JEFFERSON AVE. NORTH  
LAKE PLACID FL

Date 4-17, <sup>2000</sup>~~19~~

AG CENTER USE \$ \_\_\_\_\_

ANIMAL RECLAIM \$ \_\_\_\_\_

ANIMAL TAGS \$ \_\_\_\_\_

ANIMAL SHOTS \$ \_\_\_\_\_

WELFARE REFUND \$ \_\_\_\_\_

BURNT OIL \$ \_\_\_\_\_

FRANCHISE FEE \$ \_\_\_\_\_

COUNTY CODE \$ \_\_\_\_\_

AMBULANCE SERV. \$ \_\_\_\_\_

OTHER \$ 200<sup>00</sup>

OTHER \$ \_\_\_\_\_

OTHER \$ \_\_\_\_\_

OTHER \$ \_\_\_\_\_

SALES TAX \$ \_\_\_\_\_

TOTAL \$ 200<sup>00</sup>

1 UTILITY USE PERMIT  
 CHECK # 5635  
 PERMIT # B-313  
 BOKEELIA WAY NE

Engineering Dept  
 DEPARTMENT  
 by Deborah Carnahan

BOARD OF COUNTY COMMISSIONERS, HIGHLANDS COUNTY, FLORIDA

36548

RECEIVED FROM PLACID LAKES UTILITIES, INC

ADDRESS 2000 JEFFERSON AVE NORTH  
LAKE PLACID

Date 4-26, 2000  
19  

AG CENTER USE	\$	
ANIMAL RECLAIM	\$	
ANIMAL TAGS	\$	
ANIMAL SHOTS	\$	
WELFARE REFUND	\$	
BURNT OIL	\$	
FRANCHISE FEE	\$	
COUNTY CODE	\$	
AMBULANCE SERV.	\$	
OTHER	\$	200.00
OTHER	\$	
OTHER	\$	
OTHER	\$	
SALES TAX	\$	
TOTAL	\$	<u>200.00</u>

1 UTILITY USE PERMIT  
CHECK # 5645  
PERMIT # H-462

Engineering  
DEPARTMENT  
by Deborah Carnahan

APACHE

BOARD OF COUNTY COMMISSIONERS, HIGHLANDS COUNTY, FLORIDA

RECEIVED FROM PLACID LAKES UTILITIES, INC.

ADDRESS 2000 JEFFERSON AV LAKE PLACID

Date MAY 8 2000, 1900

36550

AG CENTER USE	\$	
ANIMAL RECLAIM	\$	
ANIMAL TAGS	\$	
ANIMAL SHOTS	\$	
WELFARE REFUND	\$	
BURNT OIL	\$	
FRANCHISE FEE	\$	
COUNTY CODE	\$	
AMBULANCE SERV.	\$	
OTHER	\$	200.00
OTHER	\$	
OTHER	\$	
OTHER	\$	
SALES TAX	\$	
TOTAL	\$	<u>200.00</u>

1 UTILITY USE PERMIT  
 CHECK # 5672  
 PERMIT # C-563 CORSICA AV

Engineering  
 DEPARTMENT  
 by Deborah Carnahan

BOARD OF COUNTY COMMISSIONERS, HIGHLANDS COUNTY, FLORIDA

36549

RECEIVED FROM PLACID LAKES UTILITIES, INC.

ADDRESS 2000 JEFFERSON AV LAKE PLACID

Date MAY 8, <sup>2000</sup>~~19~~

AG CENTER USE	\$	
ANIMAL RECLAIM	\$	
ANIMAL TAGS	\$	
ANIMAL SHOTS	\$	
WELFARE REFUND	\$	
BURNT OIL	\$	
FRANCHISE FEE	\$	
COUNTY CODE	\$	
AMBULANCE SERV.	\$	
OTHER	\$	200 <sup>00</sup>
OTHER	\$	
OTHER	\$	
OTHER	\$	
SALES TAX	\$	
TOTAL	\$	<u>200<sup>00</sup></u>

1 UTILITY USE PERMIT  
CHECK # 5673  
PERMIT # H-463 HOOVER AV

Engineering  
DEPARTMENT  
by Deborah Carnahan

# Invoice

**GERMAINE**  
**SURVEYING INC.**  
PROFESSIONAL LAND SURVEYOR'S  
3803 KENILWORTH BLVD. BUS. (941) 385-6866  
SEBRING, FL 33870 FAX. (941) 382-4531

Bill To:

Lake Placid Holding Co.  
2000 North Jefferson Avenue  
Lake Placid, FL 33852

Date: 7/7/2000  
Invoice #: 16976

Attention	Job No.	Task No.
Scott Hutchins	365-00	365-00-001

Task Type: Misc Miscellaneous  
County: Highlands Municipality: Lake Placid  
Subdivision: Placid Lakes Section 19  
Placid Lakes Section 19

Transaction Details		
Date	Description	Amount
7/7/2000		\$315.00

Discount: \$0.00  
Interest: \$0.00

**TOTAL DUE: \$315.00**

*Line Extension*

*LINCOLN*

PLEASE INDICATE INVOICE NUMBER WITH PAYMENT. THANK YOU.





4460 Meadowood Drive  
Mulberry, Florida 33860  
941-646-1941  
Fax: 941-701-2160

### INVOICE

Date: August 4, 2000

To: Scott Hutchins  
Placid Lake Utilities

Inv.#: MS2003

Description:

9 - 36 ft Bores	324 ft.
1 - 29 ft Bore	<u>29 ft.</u>
Total Bore ft	353 ft.

353 ft @ \$18.50 per ft                      \$6,530.50

TOTAL AMOUNT DUE                      \$6,530.50

CONCORD / SENECA  
LINE EXT.

BOARD OF COUNTY COMMISSIONERS, HIGHLANDS COUNTY, FLORIDA

42621

RECEIVED FROM PLACID LAKES UTILITIES INC.

ADDRESS 2000 JEFFERSON AVE LAKE PLACID

Date Oct 23, 2000, 1900

AG CENTER USE	\$	
ANIMAL RECLAIM	\$	
ANIMAL TAGS	\$	
ANIMAL SHOTS	\$	
WELFARE REFUND	\$	
BURNT OIL	\$	
FRANCHISE FEE	\$	
COUNTY CODE	\$	
AMBULANCE SERV.	\$	
OTHER	\$	200 <sup>00</sup>
OTHER	\$	
OTHER	\$	
OTHER	\$	
SALES TAX	\$	
TOTAL	\$	<u>200<sup>00</sup></u>

1 UTILITY USE PERMIT  
CHECK # 1106  
PERMIT # J-109  
JACKSON AV

Engineering  
DEPARTMENT  
by Michael Carnahan

OF COUNTY COMMISSIONERS, HIGHLANDS COUNTY, FLORIDA

42630

ED FROM PLACID LAKES UTILITIES INC.

RESS 2000 JEFFERSON AVE. LAKE PLACID Date 12-21-00, 19.

WATER USE	\$	
WATER RECLAIM	\$	
WATER METER TAGS	\$	
WATER METER SHOTS	\$	
WELFARE REFUND	\$	
BURNT OIL	\$	
FRANCHISE FEE	\$	
COUNTY CODE	\$	
AMBULANCE SERV.	\$	
OTHER	\$	200.00
OTHER	\$	1 UTILITY USE PERMIT
OTHER	\$	CHECK # 1109
OTHER	\$	(PERMIT # C-578)
OTHER	\$	(CAPTIVA WAY NE)
SALES TAX	\$	
TOTAL	\$	<u>200.00</u>

Engineering  
DEPARTMENT  
by Deborah Carne

### 333.4 Services

10/17/01

## Placid Lakes Utilities, Inc. Account QuickReport As of December 31, 2000


Type	Date	Num	Name	Memo	Split	Amount	Balance
<b>101 · Utility Plant In Service</b>							51,360.03
<b>333.4 · Services</b>							51,360.03
Check	02/02/2000	5513	Pugh Utilities Service	✓ Meter Pushun...	131.2 · Cash in ...	95.00 ✓	51,455.03
Check	03/30/2000	5597	Pugh Utilities Service	✓ Serv. Pushund...	131.2 · Cash in ...	190.00 ✓	51,645.03
Check	05/04/2000	1096	Pugh Utilities Service	✓ Bokkelia Push...	131.3 · Cash in ...	330.00 ✓	51,975.03
Check	05/04/2000	1096	Pugh Utilities Service	✓ Hawk Ave. Pu...	131.3 · Cash in ...	150.00 ✓	52,125.03
Check	06/01/2000	5697	Pugh Utilities Service	✓ Services	131.2 · Cash in ...	1,090.00 ✓	53,215.03
Check	08/31/2000	5844	Pugh Utilities Service	✓ Pushunder/W...	131.2 · Cash in ...	95.00 ✓	53,310.03
Bill	11/02/2000		Pugh Utilities Service	✓ Jefferson & La...	231 · Vendor A...	190.00 ✓	53,500.03
Check	11/02/2000	1107	Pugh Utilities Service	Jackson	131.3 · Cash in ...	95.00 ✓	53,595.03
General Journal	12/31/2000			Move Supplies	620.3 · Supplie...	6,216.30	59,811.33
General Journal	12/31/2000			Adjust Supplies	601.3 · Salaries...	1,295.00	61,106.33
Total 333.4 · Services						9,746.30	61,106.33
Total 101 · Utility Plant In Service						9,746.30	61,106.33
<b>TOTAL</b>						<b>9,746.30</b>	<b>61,106.33</b>

**UTILITIES SERVICE, INC.**  
 760 Henscratch Road  
 LAKE PLACID, FLORIDA 33852  
 (941) 465-6911

CUSTOMER'S ORDER NO.		PHONE		DATE		
NAME		1-8-88				
ADDRESS PLACIO LANES UTILITIES						
SOLD BY	CASH	C.O.D.	CHARGE	ON ACCT.	MDSE. RETD.	PAID OUT
QTY.	DESCRIPTION				PRICE	AMOUNT
1	ROAD PUSHER FOR MOTOR SERVICE ON ANDERSON ST N.E. PARTS SUPPLIED BY PLU					
20'	2" PVC PIPE SCH 160					
1	4" x 1" BRASS SADDLE					
1	1" BRASS CORP STOP					
1	FORD MOTOR BOX ASSEMBLY					
50'	1" POLY TUBING					
1	1" x 3/4" BRASS POLY REDUCER					
2	3/5" POLY TUBING					
RECEIVED BY					TAX	
					TOTAL	95.00

All claims and returned goods MUST be accompanied by this bill

13341

 To Register Call  
1-800-225-6350

**Thank You**

**PUGH UTILITIES SERVICE, INC.**

760 Henscratch Road  
LAKE PLACID, FLORIDA 33852  
(941) 465-6911

CUSTOMER'S ORDER NO.		PHONE		DATE		
NAME		3-18-00				
ADDRESS PLACID LAKE UTILITIES						
SOLD BY	CASH	C.O.D.	CHARGE	ON ACCT.	MOSE. RETD.	PAID OUT
QTY.	DESCRIPTION				PRICE	AMOUNT
2	PUSHMETER METER SERVICE FEE LEEZA HOUSE ON CATFISH CREEK RD. PARTS SUPPLIED BY PLU					
1	6" x 2" BRASS RIDDLE					
1	2" x 1/2" BRASS NIPPLE					
1	2" BRASS GATE VALVE					
1	2" x 1" REDUCER PVC					
1	1" MIPX POLY BRASS ADAPTOR					
6'	1" POLY TUBING					
1	1" FORD METER BOX ASSEMBLY					
30'	3" PVC PIPE SCH 200					
80'	2" PVC PIPE					
1	3" PVC COUPLING					
4	2" PVC COUPLINGS					
						190.00
	TAX					
RECEIVED BY	TOTAL					

All claims and returned goods MUST be accompanied by this bill.

4089

To Reorder Call  
1-800-225-6365

**Thank You**

PUGH UTILITIES SERVICE, INC.  
760 HENSCRATCH ROAD  
LAKE PLACID, FLORIDA 33852  
(863) 465-6911

AUGUST 23, 2000

PLACID LAKES UTILITIES  
2000 JEFFERSON BLVD.  
LAKE PLACID, FLORIDA 33852

8/12/00

METER SERVICE ROAD PUSHUNDER FOR NEW HOME ON WASHINGTON AVE.  
PARTS SUPPLIED BY PLACID LAKES UTILITIES:

- 1 - 6" X 1" BRASS SADDLE
- 1 - 1" BRASS CORP STOP
- 1 - 1" X 3/4" X 3/4" BRASS Y
- 1 - 3/4" FIP X 3/4" POLY BRASS ADAPTOR
- 1 - 3/4" BRASS PLUG
- 20' - 2" PVC PIPE
- 50' - 1" POLY TUBING
- 5' - 3/4" POLY TUBING
- 1 - FORD METER BOX ASSEMBLY

TOTAL \$95.00

EXCAVATE & INSTALL 6" WATERLINE OUT TO AIRPORT  
PARTS SUPPLIED BY PLACID LAKES UTILITIES:

- 3060' - 6" SCH 200 PVC PIPE
- 4 - 6" MJ GATE VALVES
- 2 - 6" MJ TEES
- 1 - 6" MJ 90 ELBOWS
- 2 - 6" 22 1/2 ELBOWS
- 7 - 3" PVC CAPS
- 4 - 5/8" X 3' ALL THREAD RODS
- 16 - 5/8" NUTS
- 37 - 16" X 16" X 4" THRUST BLOCKS

TOTAL \$9180.00



**PUGH UTILITIES SERVICE, INC.**

760 Henscratch Road  
LAKE PLACID, FLORIDA 33852

DATE 5/25/00

(941) 465-6911

PLACID LAKES SUBDIVISION - Water ~~&~~ wastewater  
2000 JEFFERSON BLVD.  
LAKE PLACID, FLORIDA 33825

TERMS **Due by 5th, 2% charged after 10th.**

PLEASE DETACH AND RETURN WITH YOUR REMITTANCE

\$ \_\_\_\_\_

DATE	INVOICE NUMBER / DESCRIPTION	CHARGES	CREDITS	BALANCE
	BALANCE FORWARD			
5/15/00	3 Chlorine Cylinders	330.00		
5/17/00	Invoice # 14657	75.00		
5/16/00	2" Service Pushunder at 121 Lime Rd. NE	95.00 ✓		
5/13/00	Line Extension on Corsica. 600' - 6" Sch 200 PVC	1800.00		
	2-6" Road Pushunders	600.00 ✓		
	2-3" Road Pushunders	300.00 ✓		
5/13/00	Line Extension on Hoover. 160' - 6" sch 200 PVC	480.00		
	1 - 2" meter service pushunder	95.00 ✓		3775.00

PUGH UTILITIES SERVICE, INC.

Thank You

↑  
PAY LAST AMOUNT  
IN THIS COLUMN

Chlorine 330.00  
Services 1,090.00  

---

1,420.00

PUGH UTILITIES SERVICE, INC.  
760- HENSCRATCH ROAD  
LAKE PLACID, FLORIDA 33852

APRIL 22, 2000

PLACID LAKES UTILITIES  
2000 JEFFERSON BLVD.  
LAKE PLACID, FLORIDA 33852

HAWK AVENUE LINE EXTENSION

PARTS SUPPLIED BY P.L.U.:

270' - 3" SCH200 PVC PIPE  
1 - 3" PVC COUPLING  
1 - 3" X 2" PVC REDUCER  
2 - 2" PVC MALE ADAPTORS  
2 - 2" PVC 90 ELBOWS  
1 - 3" MJ GATE VALVE  
2 - 3" MEGA LUG FLANGES  
1 - 6" X 6" X 4" C.I. TEE  
1 - 4" X 3" PVC T/R REDUCER  
1 - 4" MEGA LUG  
1 - 3" X 1" BRASS SADDLE  
1 - 1" BRASS CORP STOP  
1 - 1" X 3/4" X 3/4" BRASS Y  
1 - 3/4" FIP X 3/4" POLY BRASS ADAPTOR  
1 - 3/4" BRASS PLUG  
1 - FORD METER BOX ASSEMBLY  
6 - 16" X 16" X 4" THRUST BLOCKS

270' - 3" SCH 200 PVC PIPE \$810.00  
1 - 3" ROAD PUSHUNDER \$150.00

TOTAL \$960.00

PUGH UTILITIES SERVICE, INC.  
760- HENSCRATCH ROAD  
LAKE PLACID, FLORIDA 33852

APRIL 22, 2000

PLACID LAKES UTILITIES  
2000 JEFFERSON BLVD.  
LAKE PLACID, FLORIDA 33852

LINE EXTENSION FROM ISLAND PARKWAY TO BOKELLIA

PARTS SUPPLIED BY P.L.U.:

380' - 3" SCH200 PVC PIPE  
290' - 4" SCH200 PVC PIPE  
1 - 4" PVC COUPLING  
1 - 4" X 2" PVC REDUCER  
4 - 2" PVC MALE ADAPTORS  
4 - 2" PVC 90 ELBOWS  
1 - 3" MJ GATE VALVE  
4 - 45 PVC ELBOWS  
1 - 3" X 2" PVC REDUCERS  
2 - 2" BRASS GATE VALVES  
1 - 4" SLIP REPAIR COUPLING  
30' - 2" PVC PIPE  
1 - 3" PVC COUPLING  
1 - 4" C.I. TEE  
1 - 4" X 3" PVC R/T REDUCER  
2 - 4" MEGA LUGS  
2 - 3" X 1" BRASS SADDLES  
2 - 1" BRASS CORP STOPS  
2 - 1" X 3/4" X 3/4" BRASS Y  
3 - 3/4" FIP X 3/4" POLY BRASS ADAPTOR  
3 - 3/4" BRASS PLUGS  
1 - FORD METER BOX ASSEMBLY  
12- 16" X 16" X 4" THRUST BLOCKS

380' - 3" PVC PIPE	\$1140.00
290' - 4" PVC PIPE	\$ 870.00
2 - 2" METER SERVICE PUSHUNDERS	<del>\$ 180.00</del>
1 - 4" ROAD PUSHUNDER	\$ 150.00

TOTAL \$2340.00

PUGH UTILITIES SERVICE, INC.  
760 HENSCRATCH ROAD  
LAKE PLACID, FLORIDA 33852  
(863) 465-6911

10/14/00

PUSHUNDER & DUG IN FOR ELECTRIC SERVICE FOR #2 WELL TAP FOR  
WATER SERVICE AT WELL.

PARTS SUPPLIED PLACID LAKES UTILITIES:

120' - 3" PVC CONDUIT  
2 - 3" 90 BENDS CONDUIT  
4 - 3" PVC CONDUIT COUPLINGS  
150' - NYLON ROPE  
1 - 8" x 1" SADDLE  
1 - 1" BRASS CORP STOP  
50' - 1" POLY TUBING  
1 - 1" BRASS CURB STOP  
1 - 1' x 3/4" REDUCER  
1 - 3/4" BRASS HOSE BIB

3" PUSHUNDER	\$125.00
120' - 3" PVC CONDUIT	360.00
TOTAL	\$485.00

10/17/00

ROAD PUSHUNDER FOR METER SERVICE FOR NEW HOME ON THE  
CORNER OF JEFFERSON & LAKE JUNE RD.

PARTS SUPPLIED BY PLACID LAKES UTILITIES:

40' - 2" SCH 160 PVC PIPE  
100' - 1" PVC POLY TUBING  
5' - 3/4" POLY TUBING  
1 - 8" x 1" SADDLE  
1 - 1" BRASS CORP STOP  
1 - 1" x 3/4" BRASS POLY REDUCER  
1 - FORD METER BOX ASSEMBLY

TOTAL \$190.00

LINE EXTENSION AND ROAD PUSHUNDER FOR METER SERVICE ON JACKSON STREET.

PARTS SUPPLIED BY PLACID LAKES UTILITIES:

- 240' - 3" SCH 200 PVC PIPE
- 1 - 3" x 2" REDUCER
- 1 - 2" R&W GATE VALVE
- 2 - 2" PVC MALE ADAPTERS
- 2 - 2" PVC 90 ELBOWS
- 1 - 3" SLIP REPAIR COUPLING
- 1 - 3" x 1" BRASS SADDLE
- 1 - 1" BRASS CORP STOP
- 1 - 1" x 3/4" x 3/4" BRASS Y
- 1 - 3/4" POLY x 3/4" FIP BRASS ADAPTER
- 1 - 3/4" BRASS PLUG
- 1 - FORD METER BOX ASSEMBLY
- 2 - 16" x 16" x 4" THRUST BLOCKS
- 30' - 2" SCH 160 PVC PIPE

PUSHUNDER FOR METER SERVICE  
INSTALLED 240' - PVC PIPE SCH 200

\$ 95.00

\$720.00

TOTAL

\$815.00

10/14/00 PLACID LAKES UTILITIES  
LEAK AT THE CORNER OF WASHINGTON ROAD N.E. AND  
JOHNSON AVENUE.

PARTS SUPPLIED BY PLACID LAKES UTILITIES:

- 1 - 6" MJ 90 ELBOW
- 1 - 6" x 4" MJ REDUCER
- 1 - 6" MEGA LUG
- 1 - 4" MEGA LUG
- 2 - 5/8" x 2' ALL THREAD
- 8 - 5/8" NUTS

3 MEN x 5HRS

\$675.00

# 2000 Actual Meter/Services Costs New Services

ILSON JONES      D7604 ColumnWrite ®

				1	2		3	4	
				Total	Part		Our	Included w/ serv	
					Meter / Service		Labor	Pugh	
							1/2 meter / 1/2 Serv		
7	Chapman	324 Roosevelt NE	6"	39860	149.09	179.51	70.00		
7	DiStefano	210 Anna Maria NE	3"	32445	149.09	105.36	70.00		
7	Buonavita	258 Jackson NE	3"	59005	271.78	238.27	70.00	95.00	
10	Suter	100 Orange NE	3"	32445	149.09	105.36	70.00		
12	Mirnik	749 Jefferson	4"	32778	149.09	108.69	70.00		
2	DiStefano	220 Anna Maria NE	3"	32445	149.09	105.36	70.00		
2	Hutchins	1600 Lake June Rd NW	6"	39860	149.09	179.51	70.00		
2	Tobler	374 Anderson NW	3"	32445	149.09	105.36	70.00		
3	Lingle	349 Comanche NW	4"	32778	149.09	108.69	70.00		
13	Chapman	363 Catfish Creek	1 1/2" 6"	60052	161.91	369.51	70.00	190.00	
15	Salzgeber	340 Catfish Creek	6"	39860	149.09	179.51	70.00		
10	Howard	106 Mango Rd NE	4"	32778	149.09	108.69	70.00		
12	DiStefano LE	201 Bokelia NE	3"	76946	226.45	172.81	70.00	330.00	LE
18	Suter	121 Linn Rd NE	4"	40742	149.09	188.33	70.00	95.00	14
18	Suter	122 Linn Rd NE	4"	31242	149.09	93.33	70.00		15
25	Howard LE	104 Hawk NW	3"	42009	149.09	200.99	70.00	150.00	LE
125	DiStefano	207 Bokelia NE	3"	32445	149.09	105.36	70.00		17
75	Hendrichs LE	318 Corsica NE	6"	124471	150.34	1102437	70.00	900.00	LE
20	Suter LE	322 Hoover NE	6"	48166	150.34	261.32	70.00	95.00	LE
12	Chapman	381 Anderson NE	3"	32445	149.09	105.36	70.00		20
18	Sumbelt	124 Bonnie NW	4"	32778	149.09	108.69	70.00		21
23	Suter	361 Chicago Ave NE	4"	38811	209.42	108.69	70.00		22
75	Airport Dev Inc LE	201 King Air Way	6"	32903	150.34	108.69	70.00		LE
11	Lee	725 Ingria NW	3"	38478	209.42	105.36	70.00		24
1	Meyer	1506 Wash Blvd NE	6"	50392	224.41	209.51	70.00	95.00	25
78	Buonavita	442 Garfield NE	6"	45893	209.42	179.51	70.00		26
1	Meyer	1417 Wash Blvd NW	3"	38478	209.42	105.36	70.00		27
13	Sumbelt	305 Orange NW	4"	38478	209.42	105.36	70.00		28
3	Buonavita	100 Lake June NW	8"	38478	209.42	105.36	70.00	190.00	29
10	Suter	229 Cumquat NE	4"	38478	209.42	105.36	70.00		30
10	Suter	130 Lemon NE	4"	38478	209.42	105.36	70.00		31
114	Meyer	401 Jersey NE	6"	38478	209.42	105.36	70.00		32
116	Sumbelt	234 Carole NW	3"	23193	149.09	12.84	70.00	95.00	33
20	Wimbrey	124 Murray Ct NW	6"	32903	150.34	108.69	70.00		34
25	Suter	502 Lake June NE	6"	32903	150.34	108.69	70.00		35
400	Reek	341 Johnson NE	3"	32151	149.09	82.42	70.00	95.00	36
70	Nellis	100 Lincoln Rd NW	4"	38478	209.42	105.36	70.00		37
				1521967	413.37	6216.80	2590.00	2330.00	38
									39
									40

#### 334.4 Meters & Meter Installations

	A	B	C	D	E	F	G	H	I	J	K	L	M	N	O	P	Q	R	S	T	U	V
73	64	0	0	0	0	0	0	0	0	0	0	0	0	0	0	87	172	85	5440	2638	8076	43.06%
74	65	0	1	0	0	0	0	0	1	0	0	0	0	2	130	89	172	83	5385	2768	8163	43.55%
75	66	0	0	2	0	0	0	0	0	0	0	0	0	2	132	91	172	81	5346	2000	8246	43.99%
76	67	0	0	0	0	0	0	0	0	0	0	0	0	0	0	91	172	81	5427	2900	8327	44.42%
77	68	0	0	0	0	0	0	0	0	1	0	0	0	1	88	82	172	80	5440	2565	8408	44.85%
78	69	0	0	0	0	0	0	0	0	0	0	1	0	1	89	83	172	79	5451	3037	8489	45.28%
79	70	0	0	0	0	0	0	0	0	0	0	0	0	0	0	93	172	79	5530	3037	8567	45.70%
80	71	0	0	0	0	0	0	0	0	0	0	0	0	0	0	93	172	79	5609	3037	8648	46.12%
81	72	0	0	0	0	0	0	0	0	0	0	0	0	0	0	93	172	79	5688	3037	8725	46.54%
82	73	0	0	0	0	1	0	0	1	0	0	0	0	2	146	95	172	77	5821	3183	8804	46.96%
83	74	0	0	0	0	0	0	0	0	0	0	0	0	0	0	95	172	77	5898	3183	8881	47.38%
84	75	0	0	0	0	0	0	1	0	0	0	0	0	1	75	95	172	78	5700	3258	8968	47.79%
85	76	0	0	0	0	0	0	0	0	0	0	0	0	0	0	96	172	78	5778	3258	9034	48.19%
86	77	0	0	0	0	0	0	0	0	0	0	0	0	0	0	98	172	78	5852	3258	9110	48.60%
87	78	0	0	1	0	0	0	0	0	0	0	0	0	1	78	97	172	75	5850	3325	9188	49.00%
88	79	0	0	0	0	0	0	0	0	0	0	0	0	0	0	97	172	75	5825	2336	9261	49.40%
89	80	0	0	0	0	0	0	0	0	0	0	0	0	0	0	97	172	75	6000	3338	9338	49.80%
90	81	0	0	0	0	0	1	0	0	0	0	0	0	1	81	98	172	74	5984	3417	9411	50.20%
91	82	0	0	0	0	0	0	0	0	0	0	0	0	0	0	98	172	74	6068	3417	9485	50.60%
92	83	0	0	0	0	0	0	0	0	0	1	0	0	1	83	99	172	73	6050	3500	9559	50.99%
93	84	0	0	0	0	0	0	0	0	0	0	0	0	0	0	99	172	73	6132	3500	9632	51.38%
94	85	0	0	0	0	0	0	0	0	0	0	0	0	0	0	99	172	73	6205	3500	9705	51.77%
95	86	0	0	0	0	0	0	0	0	0	0	0	0	0	0	99	172	73	6278	3500	9778	52.18%
96	87	0	0	0	0	0	0	0	0	0	0	0	0	0	0	99	172	73	6351	3500	9851	52.55%
97	88	0	0	0	0	0	0	0	0	1	0	0	0	1	88	100	172	72	6336	3589	9924	52.94%
98	89	0	0	0	0	0	0	0	0	0	0	0	0	0	0	100	172	72	6408	3588	9996	53.32%
99	90	0	0	0	0	0	0	0	0	0	0	0	0	0	0	100	172	72	6480	3588	10068	53.71%
100	91	0	0	0	0	0	0	0	0	0	0	0	0	0	0	100	172	72	6552	3588	10140	54.09%
101	92	0	0	0	0	0	0	0	0	0	0	0	0	0	0	100	172	72	6624	3588	10212	54.48%
102	93	1	0	0	0	0	0	0	0	0	0	0	0	1	93	101	172	71	6603	3681	10284	54.86%
103	94	0	0	0	0	0	0	0	1	0	0	0	0	1	94	102	172	70	6580	3775	10355	55.24%
104	95	0	0	0	0	0	0	0	0	0	0	0	0	0	0	102	172	70	6650	3775	10425	55.61%
105	96	0	0	0	0	0	0	0	0	0	0	0	0	0	0	102	172	70	6720	3775	10495	55.99%
106	97	0	0	0	0	0	0	0	1	0	0	0	0	1	97	103	172	69	6698	3872	10565	56.36%
107	98	0	0	0	0	0	0	0	0	0	0	0	0	0	0	103	172	69	6762	3872	10634	56.73%
108	99	0	0	0	0	0	0	0	0	0	1	1	0	2	198	105	172	67	6833	4070	10703	57.09%



	A	B	C	D	E	F	G	H	I	J	K	L	M	N	O	P	Q	R	S	T	U	V		
109	100	1	0	0	0	0	0	0	0	0	0	0	0	1	100	106	172	66	6600		4170	10770	57.45%	
110	101	0	0	0	0	0	0	0	0	0	0	0	0	0	0	108	172	66	6666		4170	10836	57.80%	
111	102	0	0	0	0	0	0	0	0	0	0	0	0	0	0	105	172	66	6732		4170	10902	58.16%	
112	103	0	0	0	0	0	0	0	0	0	0	0	0	0	0	108	172	66	6798		4170	10968	58.51%	
113	104	0	0	0	0	0	0	0	0	0	0	0	0	0	0	106	172	66	6864		4170	11034	58.86%	
114	105	0	0	0	0	0	0	0	0	0	0	0	0	0	0	106	172	66	6930		4170	11100	59.21%	
115	106	0	0	0	0	0	0	0	0	0	0	0	0	0	0	106	172	66	6996		4170	11166	59.56%	
116	107	1	0	0	0	0	0	0	0	0	0	0	0	1	107	107	172	65	6965		4277	11232	59.92%	
117	108	0	0	0	0	0	0	0	0	0	0	0	0	0	0	107	172	65	7020		4277	11297	60.28%	
118	109	0	0	0	0	0	0	0	0	0	0	0	0	0	0	107	172	65	7085		4277	11362	60.61%	
119	110	0	0	0	0	0	0	0	0	0	0	0	0	0	0	107	172	65	7150		4277	11427	60.96%	
120	111	0	0	0	0	0	0	1	0	0	0	0	0	1	111	108	172	64	7104		4386	11492	61.30%	
121	112	0	0	0	0	0	0	0	0	0	0	0	0	0	0	108	172	64	7168		4386	11556	61.65%	
122	113	0	0	0	0	0	0	0	0	0	0	0	0	1	113	109	172	63	7119		4501	11620	61.99%	
123	114	0	0	0	0	0	0	0	0	0	0	0	0	0	0	109	172	63	7182		4501	11683	62.32%	
124	115	0	0	0	0	0	0	0	0	0	0	0	0	0	0	109	172	63	7245		4501	11746	62.66%	
125	116	0	1	0	0	0	0	0	0	0	0	0	0	1	116	110	172	62	7192		4617	11809	62.99%	
126	117	0	0	0	0	0	0	1	0	0	0	0	0	1	117	111	172	61	7137		4734	11871	63.33%	
127	118	0	0	0	0	0	0	0	0	0	0	0	0	0	0	111	172	61	7198		4734	11932	63.66%	
128	119	0	0	0	0	0	0	0	0	0	0	0	0	0	0	111	172	61	7259		4734	11993	63.98%	
129	120	0	0	0	0	0	0	1	0	0	0	0	0	1	120	112	172	60	7200		4854	12054	64.30%	
130	121	0	0	0	0	0	0	1	0	0	0	0	0	1	121	113	172	59	7139		4975	12114	64.62%	
131	122	0	0	0	0	0	0	0	0	0	0	0	0	0	0	113	172	59	7198		4975	12173	64.94%	
132	123	0	0	0	0	1	0	0	0	0	0	0	0	0	0	246	115	172	57	7011		5221	12232	65.25%
133	124	0	0	0	0	0	0	0	0	0	0	0	0	0	0	115	172	57	7068		5221	12298	65.58%	
134	125	0	0	0	0	0	0	0	1	1	0	0	0	2	250	117	172	55	6875		5471	12348	65.86%	
135	126	0	0	0	0	0	0	0	0	0	0	0	0	0	0	117	172	55	6930		5471	12401	66.15%	
136	127	1	0	0	0	0	0	0	0	0	0	0	0	1	127	118	172	54	6858		5598	12468	66.45%	
137	128	0	0	0	0	1	0	0	0	0	0	0	0	1	128	119	172	53	6784		5726	12510	66.73%	
138	129	0	0	0	0	0	0	0	0	0	0	0	0	0	0	119	172	53	6837		5726	12563	67.02%	
139	130	0	0	0	0	0	0	0	0	0	0	0	0	0	0	119	172	53	6890		5726	12616	67.30%	
140	131	0	0	0	0	0	0	0	0	0	0	0	0	0	0	119	172	53	6943		5726	12669	67.58%	
141	132	0	0	0	0	0	0	0	0	0	0	0	0	0	0	119	172	53	6996		5726	12722	67.87%	
142	133	0	0	1	0	0	0	0	0	0	0	0	0	1	133	120	172	52	6916		5859	12775	68.15%	
143	134	0	0	0	0	0	0	0	0	0	0	0	0	0	0	120	172	52	6968		5859	12827	68.43%	
144	135	0	0	0	1	0	0	0	0	0	0	0	1	2	270	122	172	50	6750		6128	12879	68.70%	

← 10,000

→ 10.4 TG  
use as 15,000 g

	A	B	C	D	E	F	G	H	I	J	K	L	M	N	O	P	Q	R	S	T	U	V
145	136	0	1	0	0	0	0	0	0	0	0	0	0	1	136	123	172	49	6684	6265	12629	66.97%
146	137	0	0	0	0	1	0	0	0	0	0	0	0	1	137	124	172	48	6578	6402	12978	69.23%
147	138	0	0	0	0	0	0	0	0	0	0	0	0	0	0	124	172	48	6524	6402	13028	69.49%
148	139	0	0	0	0	0	1	0	0	0	0	0	0	1	139	125	172	47	6533	6541	13074	69.74%
149	140	0	0	0	0	0	0	0	0	0	0	0	0	0	0	125	172	47	6580	6541	13121	69.99%
150	141	0	0	0	0	1	0	0	0	0	0	0	0	1	141	126	172	46	6486	6582	13168	70.24%
151	142	0	0	0	0	0	0	0	0	0	0	0	0	0	0	126	172	46	6532	6602	13214	70.49%
152	143	0	0	0	0	0	0	0	0	0	0	0	0	0	0	126	172	46	6578	6682	13260	70.74%
153	144	0	0	0	0	0	1	0	0	0	0	0	0	1	144	127	172	45	6480	6626	13306	70.98%
154	145	0	0	0	0	0	0	0	0	0	0	0	0	0	0	127	172	45	6525	6628	13361	71.22%
155	146	0	0	0	0	0	0	0	0	0	1	0	0	1	146	128	172	44	6424	6572	13396	71.46%
156	147	0	0	0	0	0	0	0	0	0	0	0	0	0	0	128	172	44	6468	6572	13440	71.70%
157	148	0	0	0	0	0	0	0	0	0	0	0	0	0	0	128	172	44	6512	6572	13484	71.93%
158	149	0	0	0	0	0	0	0	0	0	0	0	0	0	0	128	172	44	6558	6572	13528	72.16%
159	150	0	0	0	0	0	0	0	0	0	0	0	0	0	0	128	172	44	6600	6572	13572	72.40%
160	151	0	0	0	0	0	0	0	0	0	0	0	0	0	0	129	172	44	6544	6672	13616	72.63%
161	152	0	0	0	0	0	0	0	0	0	0	0	1	1	152	129	172	43	6536	7124	13660	72.87%
162	153	0	0	0	0	0	0	0	0	0	0	0	0	0	0	129	172	43	6579	7124	13703	73.10%
163	154	0	0	0	0	0	0	1	0	0	0	1	0	2	308	131	172	41	6314	7432	13748	73.33%
164	155	0	1	0	0	0	0	0	0	0	0	0	0	1	155	132	172	40	6200	7567	13787	73.55%
165	156	0	0	0	0	0	0	0	0	0	0	0	0	0	0	132	172	40	6240	7567	13827	73.76%
166	157	0	0	0	0	0	0	0	0	0	0	0	0	0	0	132	172	40	6280	7567	13867	73.97%
167	158	0	0	0	0	0	0	0	0	0	0	0	0	0	0	132	172	40	6320	7567	13907	74.19%
168	159	0	0	0	0	0	0	0	0	0	1	0	0	1	159	133	172	39	6201	7746	13947	74.40%
169	160	0	0	0	0	0	0	0	0	0	0	0	0	0	0	133	172	38	6240	7746	13988	74.61%
170	161	0	0	0	0	0	0	0	0	0	0	0	0	0	0	133	172	38	6279	7746	14028	74.82%
171	162	0	0	0	0	0	0	0	0	0	0	0	0	0	0	133	172	38	6318	7746	14064	75.02%
172	163	0	0	0	0	0	0	0	0	0	0	0	0	0	0	133	172	38	6357	7746	14103	75.23%
173	164	0	0	0	0	0	0	0	0	0	0	0	0	0	0	133	172	38	6396	7746	14142	75.44%
174	165	0	0	1	0	0	0	0	0	0	0	0	0	1	165	134	172	38	6270	7911	14181	75.65%
175	166	0	1	0	0	0	0	0	0	0	0	0	0	1	166	135	172	37	6142	8077	14219	75.85%
176	167	0	0	0	0	0	0	0	0	0	0	0	0	0	0	135	172	37	6179	8077	14256	76.05%
177	168	0	0	0	0	0	0	0	0	0	0	0	1	1	168	136	172	36	6048	8245	14293	76.25%
178	169	0	0	0	0	0	0	0	0	0	0	0	0	0	0	136	172	36	6084	8245	14329	76.44%
179	170	0	0	0	0	0	0	0	0	0	0	0	0	0	0	136	172	36	6120	8245	14365	76.63%
180	171	0	0	0	0	0	0	0	0	0	0	0	0	0	0	136	172	36	6156	8245	14401	76.82%

	A	B	C	D	E	F	G	H	I	J	K	L	M	N	O	P	Q	R	S	T	U	V
181	172	0	0	0	0	0	0	0	0	0	0	0	0	0	0	136	172	35	8182	8245	14437	77.01%
182	173	0	0	0	0	0	0	0	0	0	1	0	0	1	173	137	172	35	8055	8418	14473	77.21%
183	174	0	0	0	0	0	1	0	0	0	0	0	0	1	174	138	172	34	5918	8582	14508	77.39%
184	175	0	0	0	0	0	0	0	0	0	0	0	0	0	0	138	172	34	5984	8582	14542	77.57%
185	176	0	0	0	0	0	0	0	0	0	0	0	0	0	0	138	172	34	5984	8582	14576	77.76%
186	177	0	0	0	0	0	0	0	0	0	0	0	0	0	0	138	172	34	6018	8582	14610	77.94%
187	178	0	0	0	0	0	0	0	0	0	1	0	0	1	178	139	172	33	5874	8770	14644	78.12%
188	179	0	0	0	0	0	0	0	0	0	0	0	0	0	0	139	172	33	5907	8770	14677	78.29%
189	180	0	0	0	0	0	0	0	0	0	0	0	0	0	0	139	172	33	5940	8770	14710	78.47%
190	181	0	0	0	0	0	0	0	0	0	0	0	0	0	0	139	172	33	5973	8770	14743	78.65%
191	182	0	0	0	0	0	0	0	0	0	0	1	0	1	182	140	172	32	5824	8852	14776	78.82%
192	183	0	0	0	0	0	0	0	0	0	0	0	0	0	0	140	172	32	5856	8852	14808	78.99%
193	184	0	0	0	0	0	0	0	0	0	0	0	0	0	0	140	172	32	5888	8852	14840	79.15%
194	185	0	0	0	0	0	0	0	0	0	0	0	0	0	0	140	172	32	5920	8852	14872	79.33%
195	186	0	0	0	0	0	0	0	0	0	0	0	0	0	0	140	172	32	5952	8852	14904	79.50%
196	187	0	0	0	0	0	0	0	0	0	0	0	0	0	0	140	172	32	5984	8852	14936	79.68%
197	188	0	0	0	0	0	0	0	0	0	0	0	0	0	0	140	172	32	6016	8852	14968	79.85%
198	189	0	0	0	0	0	0	0	0	0	0	0	0	0	0	140	172	32	6048	8852	15000	80.02%
199	190	0	0	1	0	0	0	0	0	0	0	0	0	1	190	141	172	31	5890	9142	15032	80.19%
200	191	0	0	0	0	0	0	0	0	0	0	0	0	0	0	141	172	31	5921	9142	15063	80.35%
201	192	0	0	0	0	0	0	0	0	0	0	0	0	0	0	141	172	31	5952	9142	15094	80.52%
202	193	0	0	0	0	0	0	0	0	0	0	0	0	0	0	141	172	31	5983	9142	15125	80.68%
203	194	0	0	0	0	0	0	0	0	0	0	0	0	0	0	141	172	31	6014	9142	15156	80.85%
204	195	0	0	0	0	0	0	0	0	0	0	0	0	0	0	141	172	31	6045	9142	15187	81.01%
205	196	0	0	0	0	0	0	0	0	0	0	0	0	0	0	141	172	31	6076	9142	15218	81.18%
206	197	0	1	0	0	0	0	0	0	0	0	0	0	1	197	142	172	30	5910	9339	15249	81.35%
207	198	0	0	0	0	0	0	0	0	0	0	0	0	0	0	142	172	30	5940	9339	15279	81.51%
208	199	0	0	0	0	0	0	0	0	0	0	0	0	0	0	142	172	30	5970	9339	15309	81.67%
209	200	0	0	0	0	0	0	0	0	0	0	0	0	0	0	142	172	30	6000	9339	15339	81.83%
210	201	0	0	0	0	0	0	0	0	0	0	0	0	0	0	142	172	30	6030	9339	15369	81.99%
211	202	0	0	0	0	0	0	0	0	0	0	0	0	0	0	142	172	30	6060	9339	15399	82.15%
212	203	0	0	0	0	0	0	0	0	0	0	0	0	0	0	142	172	30	6090	9339	15429	82.31%
213	204	0	0	0	0	0	0	0	0	0	0	0	0	0	0	142	172	30	6120	9339	15459	82.47%
214	205	0	0	0	0	0	0	0	0	0	0	0	0	0	0	142	172	30	6150	9339	15489	82.63%
215	206	0	0	0	0	0	0	0	0	0	0	0	0	0	0	142	172	30	6180	9339	15519	82.79%
216	207	0	0	0	0	0	0	0	0	0	0	0	0	0	0	142	172	30	6210	9339	15549	82.95%

20,000  
 20.4TG  
 Wei as 20,000

	A	B	C	D	E	F	G	H	I	J	K	L	M	N	O	P	Q	R	S	T	U	V	
217	208	0	0	0	0	0	0	0	0	0	0	0	0	0	0	142	172	30	6240	9339	15579	83.11%	
218	208	0	0	0	0	0	0	0	0	0	0	0	0	0	0	142	172	30	6270	9339	15609	83.27%	
219	210	0	0	0	0	0	0	0	0	0	0	0	0	0	0	142	172	30	6300	9339	15639	83.43%	
220	211	0	0	0	0	0	0	0	0	0	0	0	0	0	0	142	172	30	6330	9339	15669	83.59%	
221	212	0	0	0	0	0	0	0	0	0	0	0	0	0	0	142	172	30	6360	9339	15699	83.75%	
222	213	0	0	0	0	0	0	0	0	0	0	0	0	0	0	142	172	30	6390	9339	15729	83.91%	
223	214	0	0	1	0	0	0	0	0	0	0	0	0	1	214	143	172	29	6206	9553	15759	84.07%	
224	215	0	0	0	0	0	0	0	0	0	0	1	0	1	215	144	172	28	6020	9756	15789	84.22%	
225	216	0	0	0	0	0	0	0	0	0	0	0	0	0	0	144	172	28	6048	9756	15818	84.37%	
226	217	0	0	0	0	0	0	0	0	0	0	0	0	0	0	144	172	28	6076	9756	15844	84.52%	
227	218	1	0	0	0	0	0	0	0	0	0	0	0	0	1	218	145	172	27	5888	9986	15872	84.67%
228	219	0	0	0	0	0	0	0	0	0	0	0	0	0	0	145	172	27	5913	9986	15900	84.81%	
229	220	0	0	0	0	0	0	0	0	0	0	0	1	1	220	146	172	26	5720	10206	15929	84.96%	
230	230	0	0	0	1	0	0	0	0	1	0	1	0	3	690	149	172	23	5290	10686	16185	86.34%	
231	240	1	0	0	1	0	0	0	0	0	0	0	0	2	480	151	172	21	5040	11376	16416	87.57%	
232	250	0	0	0	0	0	0	0	0	0	0	0	0	0	0	151	172	21	5490	11376	16836	89.81%	
233	260	0	0	0	0	0	0	0	0	0	0	0	0	0	0	151	172	21	5490	11376	16836	89.81%	
234	270	0	0	0	1	0	1	0	0	0	0	0	0	2	540	153	172	19	5130	11916	17046	90.63%	
235	280	0	0	1	0	1	0	0	0	0	0	0	0	2	580	155	172	17	4780	12476	17236	91.94%	
236	290	0	0	0	0	0	0	0	0	0	0	0	0	0	0	155	172	17	4830	12476	17406	92.85%	
237	300	0	0	1	0	0	0	0	0	0	0	0	0	1	300	156	172	16	4800	12776	17576	93.76%	
238	310	0	0	0	1	0	0	0	1	0	0	0	0	2	620	158	172	14	4340	13396	17736	94.61%	
239	320	1	1	1	0	0	0	0	0	0	0	0	0	3	900	161	172	11	3520	14356	17876	95.36%	
240	330	0	0	0	0	0	0	0	0	0	0	0	0	0	0	161	172	11	3630	14356	17986	95.95%	
241	340	0	0	0	0	0	0	0	0	0	0	0	0	0	0	161	172	11	3740	14356	18056	96.53%	
242	350	0	0	0	0	0	0	0	0	0	0	0	0	0	0	161	172	11	3850	14356	18206	97.12%	
243	360	0	0	0	0	0	0	0	0	0	0	0	0	0	0	161	172	11	3960	14356	18316	97.71%	
244	370	0	0	0	0	0	0	1	0	0	1	1	0	3	1110	164	172	8	2980	15466	18426	98.29%	
245	380	0	0	0	0	0	0	0	0	0	0	0	0	0	0	164	172	8	3040	15466	18506	98.72%	
246	390	0	1	0	0	1	0	0	0	0	0	0	0	2	780	166	172	6	2340	16246	18586	99.15%	
247	400	0	0	0	0	1	0	0	1	1	0	0	2	5	2000	171	172	1	400	16246	18546	99.47%	
248	600	0	0	0	0	0	1	0	0	0	0	0	0	1	500	172	172	0	0	16746	18746	100.00%	
249	600	0	0	0	0	0	0	0	0	0	0	0	0	0	0	172	172	0	0	16746	18746	100.00%	
250	700	0	0	0	0	0	0	0	0	0	0	0	0	0	0	172	172	0	0	16746	18746	100.00%	
251	800	0	0	0	0	0	0	0	0	0	0	0	0	0	0	172	172	0	0	16746	18746	100.00%	
252	800	0	0	0	0	0	0	0	0	0	6	0	0	0	0	172	172	0	0	16746	18746	100.00%	

	A	B	C	D	E	F	G	H	I	J	K	L	M	N	O	P	Q	R	S	T	U	V
253	1000	0	0	0	0	0	0	0	0	0	0	0	0	0	0	172	172	0	0	18746	18746	100.00%
254	2000	0	0	0	0	0	0	0	0	0	0	0	0	0	0	172	172	0	0	18746	18746	100.00%
255		14	14	15	15	15	15	15	15	13	13	14	14	172	18746							

General Service 5/8 x 3/4" Meter Customers

	A	B	C	D	E	F	G	H	I	J	K	L	M	N	O	P	Q	R	S	T	U	V				
1	BILLING ANALYSIS																									
2	2000-2001																									
3	GENERAL																									
4	5/8" X 3/4"																									
5	(A)														(B)	(C)	(D)	(E)	(F)	(G)	(H)	(I)	(J)			
6															BILLING	CUMULATIVE	TOTAL	EXCESS	EXCESS	CUMULATIVE	CON	%				
7		2001	2001	2001	2001	2001	2001	2001	2001	2000	2000	2000	2000	2000	TOTAL	CONSUMPTION	BILLS	BILLS	BILLS	CONSUMPTION	FACT	TOTAL				
8	GALLONS	JAN	FEB	MAR	APR	MAY	JUNE	JULY	AUG	SEPT	OCT	NOV	DEC	BILLS	(AXB)	(SUM B)	(E-D)	(FXA)	(SUM C)	(G+H)	(I+J)					
9	0	0	0	0	0	0	0	0	0	0	0	0	0	0	0	0	185	185	0	0	0	0				
10	1	4	3	2	3	3	3	3	3	5	4	5	5	43	43	43	185	142	142	43	185	4.18%				
11	2	1	1	2	2	0	1	1	0	2	1	3	3	17	34	80	185	125	250	77	327	7.39%				
12	3	2	1	1	1	2	2	3	2	0	2	0	1	17	51	77	185	106	324	128	452	10.22%				
13	4	1	1	2	2	2	1	0	1	0	1	0	1	13	62	90	185	95	380	180	580	12.66%				
14	5	1	0	1	0	0	0	0	0	0	2	0	0	4	20	94	185	91	455	200	655	14.81%				
15	6	0	1	0	0	0	0	0	2	2	0	0	2	7	42	101	185	84	504	242	746	16.87%				
16	7	2	0	1	0	0	0	0	1	1	2	1	0	8	56	109	185	78	532	298	830	18.77%				
17	8	0	2	0	0	0	1	1	0	0	1	1	0	8	48	115	185	70	580	346	908	20.48%				
18	9	0	0	1	1	0	0	1	1	0	0	0	0	4	36	119	185	86	594	382	978	22.07%				
19	10	1	1	0	0	0	1	1	0	0	0	0	0	4	40	123	185	62	620	422	1042	23.56%				
20	11	1	0	1	2	0	0	0	0	0	0	0	0	4	44	127	185	58	638	466	1104	24.96%				
21	12	0	1	1	1	1	0	0	0	2	0	0	0	8	72	133	185	52	624	538	1182	26.27%				
22	13	0	0	0	0	0	1	0	1	0	0	0	0	2	26	135	185	50	650	584	1214	27.45%				
23	14	0	1	0	0	0	0	0	0	0	1	0	0	2	30	136	185	48	680	622	1312	29.66%				
24	15	0	0	0	6	0	1	0	0	1	0	0	0	4	64	143	185	42	672	686	1358	30.70%				
25	16	0	0	0	0	1	1	0	0	0	1	1	0	4	17	144	185	41	687	703	1400	31.65%				
26	17	0	0	0	0	0	1	0	0	0	0	0	0	1	18	145	185	40	720	721	1441	32.58%				
27	18	0	0	0	0	1	0	0	0	0	0	0	0	2	38	147	185	38	722	759	1461	33.48%				
28	19	1	0	0	0	0	0	0	0	0	0	0	1	0	20	148	185	37	740	779	1519	34.34%				
29	20	0	0	0	0	0	0	1	0	0	0	0	0	1	0	148	185	37	777	776	1556	35.16%				
30	21	0	0	0	0	0	0	0	0	0	0	0	0	0	0	149	185	36	782	801	1593	36.02%				
31	22	0	0	0	0	0	0	0	0	0	0	0	0	1	2	149	185	34	782	847	1629	36.83%				
32	23	0	0	0	1	1	0	0	0	0	0	0	0	0	0	151	186	34	816	847	1663	37.60%				
33	24	0	0	0	0	0	0	0	0	0	0	0	0	0	0	151	186	34	850	847	1697	38.37%				
34	25	0	0	0	0	0	0	0	0	0	0	0	0	0	0	151	186	33	850	873	1731	39.14%				
35	26	0	0	0	0	0	0	0	0	1	0	0	0	1	26	152	186	32	884	900	1764	39.89%				
36	27	1	0	0	0	0	0	0	0	0	0	0	0	1	27	153	186	32	884	900	1764	39.89%				

	A	B	C	D	E	F	G	H	I	J	K	L	M	N	O	P	Q	R	S	T	U	V
37	28	0	0	0	0	0	0	1	1	0	0	0	1	3	84	158	185	20	812	964	1796	40.61%
38	29	0	0	0	0	0	1	0	0	0	0	0	0	1	25	157	185	28	812	1013	1825	41.26%
39	30	0	0	1	0	0	0	0	0	0	0	0	0	1	30	158	185	27	810	1043	1853	41.89%
40	31	0	0	0	0	0	0	0	0	0	0	0	0	0	0	158	185	27	837	1043	1860	42.51%
41	32	0	0	0	0	0	0	0	0	0	0	0	0	0	0	158	185	27	864	1043	1907	43.12%
42	33	0	1	0	0	1	0	0	0	0	0	0	0	2	66	180	185	25	825	1108	1934	43.73%
43	34	0	1	0	0	0	0	0	0	0	0	0	0	1	34	181	185	24	818	1143	1959	44.29%
44	35	0	0	0	0	0	0	0	0	0	1	0	0	1	35	182	185	23	805	1178	1933	44.83%
45	36	0	0	0	0	0	0	0	0	0	0	0	0	0	0	182	185	23	828	1178	2006	45.35%
46	37	0	0	0	0	0	0	0	0	0	0	0	0	0	0	182	185	23	851	1178	2029	45.67%
47	38	0	0	0	0	0	0	0	0	0	0	0	0	0	0	182	185	23	874	1178	2052	46.39%
48	39	0	0	0	1	0	0	0	0	0	0	0	0	1	39	183	185	22	858	1217	2075	46.91%
49	40	0	0	0	0	0	0	0	0	0	0	0	0	0	0	183	185	22	880	1217	2087	47.41%
50	41	0	0	0	0	0	0	0	0	0	0	0	0	0	0	183	185	22	902	1217	2119	47.91%
51	42	0	0	0	0	0	0	0	1	0	0	0	0	1	42	184	185	21	882	1259	2141	48.41%
52	43	0	0	0	0	0	0	0	0	0	0	0	0	0	0	184	185	21	903	1259	2162	48.88%
53	44	0	0	0	0	0	0	0	0	0	0	0	0	0	0	184	185	21	924	1259	2183	49.36%
54	45	0	0	0	0	0	0	0	0	0	0	0	0	0	0	184	185	21	945	1259	2204	49.83%
55	46	0	0	0	0	0	0	0	0	0	0	0	0	0	0	184	185	21	966	1259	2225	50.31%
56	47	0	0	0	0	0	0	0	0	0	0	0	0	0	0	184	185	21	987	1259	2246	50.78%
57	48	0	0	0	0	0	0	0	0	0	0	0	0	0	0	184	185	21	1008	1259	2267	51.25%
58	49	0	0	0	0	0	0	0	0	0	0	0	0	0	0	184	185	21	1029	1259	2288	51.73%
59	50	0	0	0	0	1	0	0	0	0	0	0	0	1	50	185	185	20	1000	1309	2309	52.20%
60	51	0	0	0	0	1	0	0	0	0	0	0	0	1	51	186	185	19	989	1300	2329	52.68%
61	52	0	0	0	0	0	0	0	0	0	0	0	0	0	0	186	185	19	988	1300	2348	53.08%
62	53	0	0	0	0	0	0	1	0	0	0	0	0	1	53	187	185	18	954	1413	2367	53.52%
63	54	0	0	0	0	0	0	0	0	0	0	0	0	0	0	187	185	18	972	1413	2386	53.92%
64	55	0	0	0	0	0	0	0	1	0	0	0	0	1	55	188	185	17	935	1488	2408	54.33%
65	56	0	0	0	0	0	0	0	0	0	0	0	0	0	0	188	185	17	952	1488	2420	54.71%
66	57	0	0	0	0	0	0	0	0	0	0	0	0	0	0	188	185	17	969	1488	2437	55.10%
67	58	0	0	0	0	0	0	0	0	0	0	0	0	0	0	188	185	17	986	1488	2454	55.48%
68	59	0	0	1	0	0	0	0	0	0	0	0	0	1	59	189	185	16	944	1527	2471	55.87%
69	60	0	0	0	0	0	0	0	0	0	0	0	0	0	0	189	185	16	960	1527	2487	56.23%
70	61	0	0	0	0	0	0	0	0	0	0	0	0	0	0	189	185	16	976	1527	2503	56.59%
71	62	0	0	0	0	0	0	0	0	0	0	0	0	0	0	189	185	16	992	1527	2519	56.95%
72	63	0	0	0	0	0	0	0	0	0	0	0	0	0	0	189	185	16	1008	1527	2535	57.31%



	A	B	C	D	E	F	G	H	I	J	K	L	M	N	O	P	Q	R	S	T	U	V
73	64	0	0	0	0	0	0	0	0	0	0	0	0	0	0	166	165	16	1024	1527	2551	57.68%
74	65	0	0	0	0	0	0	0	0	0	0	0	0	0	0	169	165	16	1040	1527	2557	58.04%
75	66	0	0	0	0	0	0	0	0	0	0	0	0	0	0	169	165	16	1056	1527	2583	58.40%
76	67	0	0	0	0	0	0	0	0	0	0	0	0	0	0	169	165	16	1072	1527	2589	58.76%
77	68	0	0	0	0	0	0	0	0	0	0	0	0	0	0	169	165	16	1088	1527	2615	59.12%
78	69	0	0	0	0	0	1	0	0	0	0	0	0	1	69	170	165	15	1035	1566	2631	59.48%
79	70	0	0	0	0	0	0	0	0	0	0	0	0	0	0	170	165	15	1050	1566	2646	59.82%
80	71	0	0	0	0	0	0	0	0	0	0	0	0	0	0	170	165	15	1065	1566	2661	60.16%
81	72	0	0	0	0	0	0	0	0	0	0	0	0	0	0	170	165	15	1080	1566	2676	60.50%
82	73	0	0	0	0	0	0	0	0	0	0	0	0	0	0	170	165	15	1095	1566	2691	60.84%
83	74	0	0	0	0	0	0	0	0	0	0	0	0	0	0	170	165	15	1110	1566	2706	61.18%
84	75	0	0	0	0	0	0	0	1	0	0	0	0	1	75	171	165	14	1050	1671	2721	61.52%
85	76	0	0	0	0	0	0	1	0	0	0	0	0	1	76	172	165	13	968	1747	2735	61.84%
86	77	0	0	0	0	0	0	0	0	0	0	0	0	0	0	172	165	13	1001	1747	2748	62.13%
87	78	0	0	0	0	0	0	0	0	0	0	0	0	0	0	172	165	13	1014	1747	2761	62.42%
88	79	0	0	0	0	0	0	0	0	0	0	0	0	0	0	172	165	13	1027	1747	2774	62.72%
89	80	0	0	0	0	0	0	0	0	0	0	0	0	0	0	172	165	13	1040	1747	2787	63.01%
90	81	0	0	0	0	0	0	0	0	0	0	1	0	1	81	173	165	12	972	1828	2800	63.31%
91	82	0	0	0	0	0	0	0	0	0	0	0	0	0	0	173	165	12	984	1828	2812	63.59%
92	83	0	0	0	0	0	0	0	0	0	0	0	0	0	0	173	165	12	996	1828	2824	63.85%
93	84	0	0	0	0	0	0	0	0	0	0	0	0	0	0	173	165	12	1008	1828	2836	64.12%
94	85	0	0	0	0	0	0	0	0	0	0	0	0	0	0	173	165	12	1020	1828	2848	64.39%
95	86	0	0	0	0	0	0	0	0	0	0	0	0	0	0	173	165	12	1032	1828	2860	64.66%
96	87	0	0	0	0	0	0	0	0	0	0	0	0	0	0	173	165	12	1044	1828	2872	64.93%
97	88	0	0	0	0	0	0	0	0	0	0	0	0	0	0	173	165	12	1056	1828	2884	65.20%
98	89	0	0	0	0	0	0	0	0	0	0	0	0	0	0	173	165	12	1068	1828	2896	65.48%
99	90	0	0	0	0	0	0	0	0	0	0	0	0	0	0	173	165	12	1080	1828	2908	65.75%
100	91	0	0	0	0	0	0	0	0	0	0	0	0	0	0	173	165	12	1092	1828	2920	66.02%
101	92	0	1	0	0	0	0	0	0	0	0	0	0	1	92	174	165	11	1012	1920	2932	66.29%
102	93	0	0	0	0	0	0	0	0	0	0	0	0	0	0	174	165	11	1023	1920	2943	66.54%
103	94	0	0	0	0	0	0	0	0	0	0	0	0	0	0	174	165	11	1034	1920	2954	66.79%
104	95	0	0	0	0	0	0	0	0	0	0	0	0	0	0	174	165	11	1045	1920	2965	67.04%
105	96	0	0	0	0	0	0	0	0	0	0	0	0	0	0	174	165	11	1056	1920	2976	67.29%
106	97	0	0	0	1	0	0	0	0	0	0	0	0	1	97	175	165	10	970	2017	2987	67.53%
107	98	0	0	1	0	0	0	1	0	0	0	0	0	2	198	177	165	8	784	2213	2997	67.76%
108	99	0	0	0	0	0	0	0	0	0	0	0	0	0	0	177	165	8	792	2213	3005	67.94%

	A	B	C	D	E	F	G	H	I	J	K	L	M	N	O	P	Q	R	S	T	U	V
109	100	0	0	0	0	0	0	0	0	0	0	0	0	0	0	177	185	8	800	2213	3013	58.12%
110	101	0	0	0	0	0	0	0	0	0	0	0	0	0	0	177	185	8	808	2213	3021	58.30%
111	102	0	0	0	0	0	0	0	0	0	1	0	0	1	102	178	185	7	714	2315	3028	68.48%
112	103	0	0	0	0	0	0	0	0	0	0	0	0	0	0	178	185	7	721	2315	3038	68.64%
113	104	0	0	0	0	0	0	0	0	0	0	0	0	0	0	178	185	7	728	2315	3043	68.80%
114	105	0	0	0	0	0	0	0	0	0	0	0	0	0	0	178	185	7	735	2315	3050	68.96%
115	106	0	0	0	0	0	0	0	0	0	0	0	0	0	0	178	185	7	742	2315	3057	69.12%
116	107	0	0	0	0	0	0	0	0	0	0	0	0	0	0	178	185	7	749	2315	3064	69.27%
117	108	0	0	0	0	1	0	0	0	0	0	0	0	1	108	179	185	6	848	2423	3071	69.43%
118	109	0	0	0	0	0	0	0	0	0	0	0	0	0	0	179	185	6	854	2423	3077	69.57%
119	110	0	0	0	0	0	0	0	0	0	0	0	0	0	0	179	185	6	860	2423	3083	69.70%
120	111	0	0	0	0	0	0	0	0	0	0	0	0	0	0	179	185	6	868	2423	3088	69.84%
121	112	0	0	0	0	0	0	0	0	0	0	0	0	0	0	179	185	6	872	2423	3095	69.98%
122	113	0	0	0	0	0	0	0	0	0	0	0	0	0	0	179	185	6	878	2423	3101	70.11%
123	114	0	0	0	0	0	0	0	0	0	0	0	0	0	0	179	185	6	884	2423	3107	70.25%
124	115	0	0	0	0	0	0	0	0	0	0	0	0	0	0	179	185	6	890	2423	3113	70.38%
125	116	0	0	0	0	0	0	0	0	0	0	0	0	0	0	179	185	6	898	2423	3118	70.52%
126	117	0	0	0	0	0	0	0	0	0	0	0	0	0	0	179	185	6	902	2423	3125	70.65%
127	118	0	0	0	0	0	0	0	0	0	0	0	0	0	0	179	185	6	908	2423	3131	70.79%
128	119	0	0	0	0	0	0	0	0	0	0	0	0	0	0	179	185	6	914	2423	3137	70.92%
129	120	0	0	0	0	0	0	0	0	0	0	0	0	0	0	179	185	6	920	2423	3143	71.06%
130	121	0	0	0	0	0	0	0	0	0	0	0	0	0	0	179	185	6	928	2423	3148	71.20%
131	122	0	0	0	0	0	0	0	0	0	0	0	0	0	0	179	185	6	932	2423	3155	71.33%
132	123	0	0	0	0	0	0	0	0	0	0	0	0	0	0	179	185	6	938	2423	3161	71.47%
133	124	0	0	0	0	0	0	0	0	0	0	0	0	0	0	179	185	6	944	2423	3167	71.60%
134	125	0	0	0	0	0	0	0	0	0	0	0	0	0	0	179	185	6	950	2423	3173	71.74%
135	126	0	0	0	0	0	0	0	0	0	0	0	0	0	0	179	185	6	956	2423	3179	71.87%
136	127	0	0	0	0	0	0	0	0	0	0	0	0	0	0	179	185	6	962	2423	3186	72.01%
137	128	0	0	0	0	0	0	0	0	0	0	0	0	0	0	179	185	6	968	2423	3191	72.15%
138	129	0	0	0	0	0	0	0	0	0	0	0	0	0	0	179	185	6	974	2423	3197	72.28%
139	130	0	0	0	0	0	0	0	0	0	0	0	0	0	0	179	185	6	980	2423	3203	72.42%
140	131	0	0	0	0	0	0	0	0	0	0	0	0	0	0	179	185	6	986	2423	3209	72.55%
141	132	0	0	0	0	0	0	0	0	0	0	0	0	0	0	179	185	6	992	2423	3215	72.68%
142	133	0	0	0	0	0	0	0	0	0	0	0	0	0	0	179	185	6	998	2423	3221	72.82%
143	134	0	0	0	0	0	0	0	0	0	0	0	0	0	0	179	185	6	1004	2423	3227	72.96%
144	135	0	0	0	0	0	0	0	0	0	0	0	0	0	0	179	185	6	1010	2423	3233	73.10%

10,000

	A	B	C	D	E	F	G	H	I	J	K	L	M	N	O	P	Q	R	S	T	U	V
145	136	0	0	0	0	0	0	0	0	0	0	0	0	0	0	179	185	6	818	2423	3239	73.23%
146	137	0	0	0	0	0	0	0	0	0	0	0	0	0	0	179	185	6	822	2423	3245	73.37%
147	138	0	0	0	0	0	0	0	0	0	0	0	0	0	0	179	185	6	834	2423	3257	73.64%
148	139	0	0	0	0	0	0	0	0	0	0	0	0	0	0	179	185	6	840	2423	3263	73.77%
149	140	0	0	0	0	0	0	0	0	0	0	0	0	0	0	179	185	6	846	2423	3269	73.91%
150	141	0	0	0	0	0	0	0	0	0	0	0	0	0	0	179	185	6	852	2423	3275	74.04%
151	142	0	0	0	0	0	0	0	0	0	0	0	0	0	0	179	185	6	858	2423	3281	74.18%
152	143	0	0	0	0	0	0	0	0	0	0	0	0	0	0	179	185	6	864	2423	3287	74.32%
153	144	0	0	0	0	0	0	0	0	0	0	0	0	0	0	179	185	6	870	2423	3293	74.45%
154	145	0	0	0	0	0	0	0	0	0	0	0	0	0	0	179	185	6	876	2423	3299	74.59%
155	146	0	0	0	0	0	0	0	0	0	0	0	0	0	0	179	185	6	882	2423	3305	74.72%
156	147	0	0	0	0	0	0	0	0	0	0	0	0	0	0	179	185	6	888	2423	3311	74.86%
157	148	0	0	0	0	0	0	0	0	0	0	0	0	0	0	179	185	6	894	2423	3317	74.99%
158	149	0	0	0	0	0	0	0	0	0	0	0	0	0	0	179	185	6	900	2423	3323	75.13%
159	150	0	0	0	0	0	0	0	0	0	0	0	0	0	0	179	185	6	906	2423	3329	75.27%
160	151	0	0	0	0	0	0	0	0	0	0	0	0	0	0	179	185	6	912	2423	3335	75.40%
161	152	0	0	0	0	0	0	0	0	0	0	0	0	0	0	179	185	6	918	2423	3341	75.54%
162	153	0	0	0	0	0	0	0	0	0	0	0	0	0	0	179	185	6	924	2423	3347	75.67%
163	154	0	0	0	0	0	0	0	0	0	0	0	0	0	0	179	185	6	930	2423	3353	75.81%
164	155	0	0	0	0	0	0	0	0	0	0	0	0	0	0	179	185	6	936	2423	3359	75.94%
165	156	0	0	0	0	0	0	0	0	0	0	0	0	0	0	179	185	6	942	2423	3365	76.08%
166	157	0	0	0	0	0	0	0	0	0	0	0	0	0	0	179	185	6	948	2423	3371	76.22%
167	158	0	0	0	0	0	0	0	0	0	0	0	0	0	0	179	185	6	954	2423	3377	76.35%
168	159	0	0	0	0	0	0	0	0	0	0	0	0	0	0	179	185	6	960	2423	3383	76.49%
169	160	0	0	0	0	0	0	0	0	0	0	0	0	0	0	179	185	6	966	2423	3389	76.62%
170	161	0	0	0	0	0	0	0	0	0	0	0	0	0	0	179	185	6	972	2423	3395	76.76%
171	162	0	0	0	0	0	0	0	0	0	0	0	0	0	0	179	185	6	978	2423	3401	76.89%
172	163	0	0	0	0	0	0	0	0	0	0	0	0	0	0	179	185	6	984	2423	3407	77.03%
173	164	0	0	0	0	0	0	0	0	0	0	0	0	0	0	179	185	6	990	2423	3413	77.16%
174	165	0	0	0	0	0	0	0	0	0	0	0	0	0	0	179	185	6	996	2423	3419	77.30%
175	166	0	0	0	0	0	0	0	0	0	0	0	0	0	0	179	185	6	1002	2423	3425	77.44%
176	167	0	0	0	0	0	0	0	0	0	0	0	0	0	0	179	185	6	1008	2423	3431	77.57%
177	168	0	0	0	0	0	0	0	0	0	0	0	0	0	0	179	185	6	1014	2423	3437	77.71%
178	169	0	0	0	0	0	0	0	0	0	0	0	0	0	0	179	185	6	1020	2423	3443	77.84%
179	170	0	0	0	0	0	0	0	0	0	0	0	0	0	0	179	185	6	1026	2423	3449	77.98%
180	171	0	0	0	0	0	0	0	0	0	0	0	0	0	0	179	185	6	1032	2423	3455	78.11%

	A	B	C	D	E	F	G	H	I	J	K	L	M	N	O	P	Q	R	S	T	U	V
181	172	0	0	0	0	0	0	0	0	0	0	0	0	0	0	178	185	6	1032	2423	3455	78.11%
182	173	0	0	0	0	0	0	0	0	0	0	0	0	0	0	179	185	6	1036	2423	3461	78.25%
183	174	0	0	0	0	0	0	0	0	0	0	0	0	0	0	179	185	6	1040	2423	3473	78.52%
184	175	0	0	0	0	0	0	0	0	0	0	0	0	0	0	179	185	6	1058	2423	3479	78.66%
185	176	0	0	0	0	0	0	0	0	0	0	0	0	0	0	179	185	6	1082	2423	3485	78.79%
186	177	0	0	0	0	0	0	0	0	0	0	0	0	0	0	179	185	6	1098	2423	3491	78.93%
187	178	0	0	0	0	0	0	0	0	0	0	0	0	0	0	178	185	6	1074	2423	3497	79.06%
188	179	0	0	0	0	0	0	0	0	0	0	0	0	0	0	179	185	6	1090	2423	3503	79.20%
189	180	0	0	0	0	0	0	0	0	0	0	0	0	0	0	179	185	6	1098	2423	3509	79.34%
190	181	0	0	0	0	0	0	0	0	0	0	0	0	0	0	179	185	6	1092	2423	3515	79.47%
191	182	0	0	0	0	0	0	0	0	0	0	0	0	0	0	179	185	6	1098	2423	3521	79.61%
192	183	0	0	0	0	0	0	0	0	0	0	0	0	0	0	179	185	6	1104	2423	3527	79.74%
193	184	0	0	0	0	0	0	0	0	0	0	0	0	0	0	179	185	6	1110	2423	3533	79.88%
194	185	0	0	0	0	0	0	0	0	0	0	0	0	0	0	179	185	6	1116	2423	3539	80.01%
195	186	0	0	0	0	0	0	0	0	0	0	0	0	0	0	179	185	6	1122	2423	3545	80.15%
196	187	0	0	0	0	0	0	0	0	0	0	0	0	0	0	179	185	6	1128	2423	3551	80.28%
197	188	0	0	0	0	0	0	0	0	0	0	0	0	0	0	179	185	6	1134	2423	3557	80.42%
198	189	0	0	0	0	0	0	0	0	0	0	0	0	0	0	179	185	6	1140	2423	3563	80.56%
199	190	0	0	0	0	0	0	0	0	0	0	0	0	0	0	179	185	6	1146	2423	3569	80.69%
200	191	0	0	0	0	0	0	0	0	0	0	0	0	0	0	179	185	6	1152	2423	3575	80.83%
201	192	0	0	0	0	0	0	0	0	0	0	0	0	0	0	179	185	6	1158	2423	3581	80.96%
202	193	0	0	0	0	0	0	0	0	0	0	0	0	0	0	179	185	6	1164	2423	3587	81.10%
203	194	0	0	0	0	0	0	0	0	0	0	0	0	0	0	179	185	6	1170	2423	3593	81.23%
204	195	0	0	0	0	0	0	0	0	0	0	0	0	0	0	179	185	6	1176	2423	3599	81.37%
205	196	0	0	0	0	0	0	0	0	0	0	0	0	0	0	179	185	6	1182	2423	3605	81.51%
206	197	0	0	0	0	0	0	0	0	0	0	0	0	0	0	179	185	6	1188	2423	3611	81.64%
207	198	0	0	0	0	0	0	0	0	0	0	0	0	0	0	179	185	6	1194	2423	3617	81.78%
208	199	0	0	0	0	0	0	0	0	0	0	0	0	0	0	179	185	6	1200	2423	3623	81.91%
209	200	0	0	0	0	0	0	0	0	0	0	0	0	0	0	179	185	6	1206	2423	3629	82.05%
210	201	0	0	0	0	0	0	0	0	0	0	0	0	0	0	179	185	6	1212	2423	3635	82.18%
211	202	0	0	0	0	0	0	0	0	0	0	0	0	0	0	179	185	6	1218	2423	3641	82.32%
212	203	0	0	0	0	0	0	0	0	0	0	0	0	0	0	179	185	6	1224	2423	3647	82.46%
213	204	0	0	0	0	0	0	0	0	0	0	0	0	0	0	179	185	6	1230	2423	3653	82.59%
214	205	0	0	0	0	0	0	0	0	0	0	0	0	0	0	179	185	6	1236	2423	3659	82.73%
215	206	0	0	0	0	0	0	0	0	0	0	0	0	0	0	179	185	6	1242	2423	3665	82.86%
216	207	0	0	0	0	0	0	0	0	0	0	0	0	0	0	179	185	6	1242	2423	3665	82.86%

20,000

	A	B	C	D	E	F	G	H	I	J	K	L	M	N	O	P	Q	R	S	T	U	V
217	206	0	0	0	0	0	0	0	0	0	0	0	0	0	0	179	185	6	1248	2423	3671	83.00%
218	209	0	0	0	0	0	0	0	0	0	0	0	0	0	0	179	186	6	1254	2423	3677	83.13%
219	210	0	0	0	0	0	0	0	0	0	0	0	0	0	0	179	185	6	1260	2423	3683	83.27%
220	211	0	0	0	0	0	0	0	0	0	0	0	0	0	0	179	185	6	1266	2423	3689	83.40%
221	212	0	0	0	0	0	0	0	0	0	0	0	0	0	0	179	185	6	1272	2423	3695	83.54%
222	213	0	0	0	0	0	0	0	0	0	0	0	0	0	0	179	185	6	1278	2423	3701	83.68%
223	214	0	0	0	0	0	0	0	0	0	0	0	0	0	0	179	185	6	1284	2423	3707	83.81%
224	215	0	0	0	0	0	0	0	0	0	0	0	0	0	0	179	185	6	1290	2423	3713	83.95%
225	216	0	0	0	0	0	0	0	0	0	0	0	0	0	0	179	185	6	1296	2423	3719	84.08%
226	217	0	0	0	0	0	0	0	0	0	0	0	0	0	0	179	185	6	1302	2423	3725	84.22%
227	218	0	0	0	0	0	0	0	0	0	0	0	0	0	0	179	185	6	1308	2423	3731	84.35%
228	219	0	0	0	0	0	0	0	0	0	0	0	0	0	0	179	185	6	1314	2423	3737	84.49%
229	220	0	0	0	0	0	0	0	0	0	0	0	0	0	0	179	185	6	1320	2423	3743	84.63%
230	230	0	0	0	0	0	0	0	0	0	0	0	0	0	0	179	185	6	1326	2423	3803	85.96%
231	240	0	0	0	0	0	0	0	0	0	0	0	0	0	0	179	185	6	1440	2423	3803	87.34%
232	250	0	0	0	0	0	0	0	0	0	0	0	0	0	0	179	185	6	1600	2423	3823	88.70%
233	260	1	0	0	0	0	0	0	0	0	0	0	0	1	200	180	5	1300	2663	3963	90.05%	
234	270	0	0	0	0	0	0	0	0	0	0	0	0	0	0	180	185	5	1350	2663	4033	91.18%
235	280	0	0	0	0	0	0	0	0	0	1	0	0	1	280	181	4	1120	2963	4083	92.31%	
236	290	0	0	0	0	0	0	0	0	0	0	0	0	0	0	181	185	4	1160	2963	4123	93.22%
237	300	0	0	0	0	0	0	0	0	0	0	0	0	0	0	181	185	4	1200	2963	4163	94.12%
238	310	0	0	0	0	0	0	0	0	0	0	0	0	0	0	181	185	4	1240	2963	4203	95.03%
239	320	0	0	0	0	0	0	0	0	0	0	0	0	0	0	181	185	4	1280	2963	4243	95.93%
240	330	0	0	0	0	0	0	0	0	0	0	0	0	0	0	181	185	4	1320	2963	4283	96.83%
241	340	0	0	0	0	0	0	0	0	0	0	0	0	0	0	181	185	4	1360	2963	4323	97.74%
242	350	0	0	0	0	0	0	0	0	1	0	1	0	2	700	183	2	700	3663	4363	98.64%	
243	360	0	0	0	0	0	0	0	0	0	0	0	0	0	0	183	185	2	720	3663	4383	98.10%
244	370	0	0	0	0	0	0	0	0	0	0	0	0	0	0	183	185	2	740	3663	4403	98.55%
245	380	0	0	0	0	0	0	0	0	0	1	0	1	2	760	185	0	0	4423	4423	100.00%	
246	390	0	0	0	0	0	0	0	0	0	0	0	0	0	0	185	185	0	0	4423	4423	100.00%
247	400	0	0	0	0	0	0	0	0	0	0	0	0	0	0	185	185	0	0	4423	4423	100.00%
248	500	0	0	0	0	0	0	0	0	0	0	0	0	0	0	185	185	0	0	4423	4423	100.00%
249	600	0	0	0	0	0	0	0	0	0	0	0	0	0	0	185	185	0	0	4423	4423	100.00%
250	700	0	0	0	0	0	0	0	0	0	0	0	0	0	0	185	185	0	0	4423	4423	100.00%
251	800	0	0	0	0	0	0	0	0	0	0	0	0	0	0	185	185	0	0	4423	4423	100.00%
252	900	0	0	0	0	0	0	0	0	0	0	0	0	0	0	185	185	0	0	4423	4423	100.00%

	A	B	C	D	E	F	G	H	I	J	K	L	M	N	O	P	Q	R	S	T	U	V
253	1000	0	0	0	0	0	0	0	0	0	0	0	0	0	0	185	185	0	0	4423	4423	100.00%
254	2000	0	0	0	0	0	0	0	0	0	0	0	0	0	0	185	185	0	0	4423	4423	100.00%
255		15	15	15	15	15	15	15	15	15	15	15	15	15	185	4423						

	A	B	C	D	E	F	G	H	I	J	K	L	M	N	O	P	Q	R	S	T	U	V								
1	BILLING ANALYSIS																													
2	2000-2001																													
3	PUBLIC FIRE																													
4	5/8" X 3/4"																													
5	(A)												(B)		(C)		(D)		(E)		(F)		(G)		(H)		(I)		(J)	
6													BILLING		CUMULATIVE		TOTAL		EXCESS		EXCESS		CUMULATIVE		CON		%			
7													TOTAL		CONSUMPTION		BILLS		BILLS		CONSUMPTION		FACT		TOTAL					
8	GALLONS	JAN	FEB	MAR	APR	MAY	JUNE	JULY	AUG	SEPT	OCT	NOV	DEC	BILLS	(AXB)	(SUM B)	(E-D)	(FXA)	(SUM C)	(G+H)										
9	0	0	0	0	0	0	0	0	0	0	0	0	0	0	0	0	17	17	0	0	0	0								
10	1	0	0	0	0	0	0	0	0	0	0	0	1	1	1	1	17	16	16	1	17	10.18%								
11	2	0	0	0	0	0	0	0	0	1	1	1	0	3	4	4	17	13	26	7	33	19.78%								
12	3	0	0	0	0	0	0	0	0	0	0	0	0	0	0	0	17	13	36	7	48	27.54%								
13	4	0	0	1	0	0	0	0	0	0	0	0	0	1	4	5	17	12	48	11	59	35.33%								
14	5	0	0	0	0	0	0	0	0	0	1	0	0	1	5	5	17	11	55	18	71	42.51%								
15	6	0	0	0	0	0	0	0	0	1	0	0	1	2	12	8	17	9	54	28	82	49.10%								
16	7	1	0	0	0	0	0	0	0	0	0	0	0	1	7	8	17	8	56	35	91	54.46%								
17	8	0	1	0	0	0	0	0	0	0	0	0	0	1	8	10	17	7	58	43	99	59.28%								
18	9	0	0	0	0	0	0	0	0	1	0	0	0	1	9	11	17	6	54	52	106	63.47%								
19	10	0	0	0	0	0	0	0	0	0	0	0	0	0	0	0	17	6	60	52	112	67.07%								
20	11	1	0	0	0	0	0	0	0	0	0	0	0	1	11	12	17	5	55	53	118	70.66%								
21	12	0	0	0	1	0	0	0	0	0	0	0	0	1	12	13	17	4	56	75	123	73.65%								
22	13	0	0	0	0	0	0	0	0	0	0	0	0	0	0	0	17	4	52	75	127	78.05%								
23	14	0	0	0	0	0	0	0	0	0	0	0	0	0	0	0	17	4	55	75	131	78.44%								
24	15	0	0	0	0	0	1	0	0	0	0	0	0	1	15	14	17	3	45	90	135	80.84%								
25	16	0	0	0	0	0	0	0	0	0	0	1	0	1	16	15	17	2	32	108	136	82.63%								
26	17	0	0	0	0	0	0	0	0	0	0	0	0	0	0	0	17	2	34	108	140	83.83%								
27	18	0	0	0	0	0	0	0	0	0	0	0	0	0	0	0	17	2	36	108	142	85.03%								
28	19	0	0	0	0	0	0	0	0	0	0	0	0	0	0	0	17	2	38	108	144	86.23%								
29	20	0	0	0	0	0	0	0	0	0	0	0	0	0	0	0	17	2	40	108	146	87.43%								
30	21	0	0	0	0	0	0	0	0	0	0	0	0	0	0	0	17	2	42	108	148	88.62%								
31	22	0	0	0	0	0	0	0	0	0	0	0	0	0	0	0	17	2	44	108	150	89.82%								
32	23	0	0	0	0	0	0	0	0	0	0	0	0	0	0	0	17	2	46	108	152	91.02%								
33	24	0	0	0	0	0	0	0	0	0	0	0	0	0	0	0	17	2	48	108	154	92.22%								
34	25	0	0	0	0	0	0	0	0	0	0	0	0	0	0	0	17	2	50	108	156	93.41%								
35	26	0	0	0	0	0	0	0	0	0	0	0	0	0	0	0	17	2	52	108	158	94.61%								
36	27	0	0	0	0	0	0	0	0	0	0	0	0	0	0	0	17	2	54	108	160	95.81%								

	A	B	C	D	E	F	G	H	I	J	K	L	M	N	O	P	Q	R	S	T	U	V
37	28	0	0	0	0	0	0	1	0	0	0	0	0	1	28	16	17	1	28	134	162	97.01%
38	29	0	0	0	0	0	0	0	0	0	0	0	0	0	0	16	17	1	29	134	163	97.60%
39	30	0	0	0	0	0	0	0	0	0	0	0	0	0	0	16	17	1	30	134	164	98.20%
40	31	0	0	0	0	0	0	0	0	0	0	0	0	0	0	16	17	1	31	134	165	98.80%
41	32	0	0	0	0	0	0	0	0	0	0	0	0	0	0	16	17	1	32	134	166	99.40%
42	33	0	0	0	0	1	0	0	0	0	0	0	0	1	33	17	17	0	0	167	167	100.00%
43	34	0	0	0	0	0	0	0	0	0	0	0	0	0	0	17	17	0	0	167	167	100.00%
44	35	0	0	0	0	0	0	0	0	0	0	0	0	0	0	17	17	0	0	167	167	100.00%
45	36	0	0	0	0	0	0	0	0	0	0	0	0	0	0	17	17	0	0	167	167	100.00%
46	37	0	0	0	0	0	0	0	0	0	0	0	0	0	0	17	17	0	0	167	167	100.00%
47	38	0	0	0	0	0	0	0	0	0	0	0	0	0	0	17	17	0	0	167	167	100.00%
48	39	0	0	0	0	0	0	0	0	0	0	0	0	0	0	17	17	0	0	167	167	100.00%
49	40	0	0	0	0	0	0	0	0	0	0	0	0	0	0	17	17	0	0	167	167	100.00%
50	41	0	0	0	0	0	0	0	0	0	0	0	0	0	0	17	17	0	0	167	167	100.00%
51	42	0	0	0	0	0	0	0	0	0	0	0	0	0	0	17	17	0	0	167	167	100.00%
52	43	0	0	0	0	0	0	0	0	0	0	0	0	0	0	17	17	0	0	167	167	100.00%
53	44	0	0	0	0	0	0	0	0	0	0	0	0	0	0	17	17	0	0	167	167	100.00%
54	45	0	0	0	0	0	0	0	0	0	0	0	0	0	0	17	17	0	0	167	167	100.00%
55	46	0	0	0	0	0	0	0	0	0	0	0	0	0	0	17	17	0	0	167	167	100.00%
56	47	0	0	0	0	0	0	0	0	0	0	0	0	0	0	17	17	0	0	167	167	100.00%
57	48	0	0	0	0	0	0	0	0	0	0	0	0	0	0	17	17	0	0	167	167	100.00%
58	49	0	0	0	0	0	0	0	0	0	0	0	0	0	0	17	17	0	0	167	167	100.00%
59	50	0	0	0	0	0	0	0	0	0	0	0	0	0	0	17	17	0	0	167	167	100.00%
60	51	0	0	0	0	0	0	0	0	0	0	0	0	0	0	17	17	0	0	167	167	100.00%
61	52	0	0	0	0	0	0	0	0	0	0	0	0	0	0	17	17	0	0	167	167	100.00%
62	53	0	0	0	0	0	0	0	0	0	0	0	0	0	0	17	17	0	0	167	167	100.00%
63	54	0	0	0	0	0	0	0	0	0	0	0	0	0	0	17	17	0	0	167	167	100.00%
64	55	0	0	0	0	0	0	0	0	0	0	0	0	0	0	17	17	0	0	167	167	100.00%
65	56	0	0	0	0	0	0	0	0	0	0	0	0	0	0	17	17	0	0	167	167	100.00%
66	57	0	0	0	0	0	0	0	0	0	0	0	0	0	0	17	17	0	0	167	167	100.00%
67	58	0	0	0	0	0	0	0	0	0	0	0	0	0	0	17	17	0	0	167	167	100.00%
68	59	0	0	0	0	0	0	0	0	0	0	0	0	0	0	17	17	0	0	167	167	100.00%
69	60	0	0	0	0	0	0	0	0	0	0	0	0	0	0	17	17	0	0	167	167	100.00%
70	61	0	0	0	0	0	0	0	0	0	0	0	0	0	0	17	17	0	0	167	167	100.00%
71	62	0	0	0	0	0	0	0	0	0	0	0	0	0	0	17	17	0	0	167	167	100.00%
72	63	0	0	0	0	0	0	0	0	0	0	0	0	0	0	17	17	0	0	167	167	100.00%



	A	B	C	D	E	F	G	H	I	J	K	L	M	N	O	P	Q	R	S	T	U	V
73	64	0	0	0	0	0	0	0	0	0	0	0	0	0	0	17	17	0	0	167	167	100.00%
74	65	0	0	0	0	0	0	0	0	0	0	0	0	0	0	17	17	0	0	167	167	100.00%
75	66	0	0	0	0	0	0	0	0	0	0	0	0	0	0	17	17	0	0	167	167	100.00%
76	67	0	0	0	0	0	0	0	0	0	0	0	0	0	0	17	17	0	0	167	167	100.00%
77	68	0	0	0	0	0	0	0	0	0	0	0	0	0	0	17	17	0	0	167	167	100.00%
78	69	0	0	0	0	0	0	0	0	0	0	0	0	0	0	17	17	0	0	167	167	100.00%
79	70	0	0	0	0	0	0	0	0	0	0	0	0	0	0	17	17	0	0	167	167	100.00%
80	71	0	0	0	0	0	0	0	0	0	0	0	0	0	0	17	17	0	0	167	167	100.00%
81	72	0	0	0	0	0	0	0	0	0	0	0	0	0	0	17	17	0	0	167	167	100.00%
82	73	0	0	0	0	0	0	0	0	0	0	0	0	0	0	17	17	0	0	167	167	100.00%
83	74	0	0	0	0	0	0	0	0	0	0	0	0	0	0	17	17	0	0	167	167	100.00%
84	75	0	0	0	0	0	0	0	0	0	0	0	0	0	0	17	17	0	0	167	167	100.00%
85	76	0	0	0	0	0	0	0	0	0	0	0	0	0	0	17	17	0	0	167	167	100.00%
86	77	0	0	0	0	0	0	0	0	0	0	0	0	0	0	17	17	0	0	167	167	100.00%
87	78	0	0	0	0	0	0	0	0	0	0	0	0	0	0	17	17	0	0	167	167	100.00%
88	79	0	0	0	0	0	0	0	0	0	0	0	0	0	0	17	17	0	0	167	167	100.00%
89	80	0	0	0	0	0	0	0	0	0	0	0	0	0	0	17	17	0	0	167	167	100.00%
90	81	0	0	0	0	0	0	0	0	0	0	0	0	0	0	17	17	0	0	167	167	100.00%
91	82	0	0	0	0	0	0	0	0	0	0	0	0	0	0	17	17	0	0	167	167	100.00%
92	83	0	0	0	0	0	0	0	0	0	0	0	0	0	0	17	17	0	0	167	167	100.00%
93	84	0	0	0	0	0	0	0	0	0	0	0	0	0	0	17	17	0	0	167	167	100.00%
94	85	0	0	0	0	0	0	0	0	0	0	0	0	0	0	17	17	0	0	167	167	100.00%
95	86	0	0	0	0	0	0	0	0	0	0	0	0	0	0	17	17	0	0	167	167	100.00%
96	87	0	0	0	0	0	0	0	0	0	0	0	0	0	0	17	17	0	0	167	167	100.00%
97	88	0	0	0	0	0	0	0	0	0	0	0	0	0	0	17	17	0	0	167	167	100.00%
98	89	0	0	0	0	0	0	0	0	0	0	0	0	0	0	17	17	0	0	167	167	100.00%
99	90	0	0	0	0	0	0	0	0	0	0	0	0	0	0	17	17	0	0	167	167	100.00%
100	91	0	0	0	0	0	0	0	0	0	0	0	0	0	0	17	17	0	0	167	167	100.00%
101	92	0	0	0	0	0	0	0	0	0	0	0	0	0	0	17	17	0	0	167	167	100.00%
102	93	0	0	0	0	0	0	0	0	0	0	0	0	0	0	17	17	0	0	167	167	100.00%
103	94	0	0	0	0	0	0	0	0	0	0	0	0	0	0	17	17	0	0	167	167	100.00%
104	95	0	0	0	0	0	0	0	0	0	0	0	0	0	0	17	17	0	0	167	167	100.00%
105	96	0	0	0	0	0	0	0	0	0	0	0	0	0	0	17	17	0	0	167	167	100.00%
106	97	0	0	0	0	0	0	0	0	0	0	0	0	0	0	17	17	0	0	167	167	100.00%
107	98	0	0	0	0	0	0	0	0	0	0	0	0	0	0	17	17	0	0	167	167	100.00%
108	99	0	0	0	0	0	0	0	0	0	0	0	0	0	0	17	17	0	0	167	167	100.00%

	A	B	C	D	E	F	G	H	I	J	K	L	M	N	O	P	Q	R	S	T	U	V
109	100	0	0	0	0	0	0	0	0	0	0	0	0	0	0	17	17	0	0	157	157	100.00%
110	101	0	0	0	0	0	0	0	0	0	0	0	0	0	0	17	17	0	0	157	157	100.00%
111	102	0	0	0	0	0	0	0	0	0	0	0	0	0	0	17	17	0	0	157	157	100.00%
112	103	0	0	0	0	0	0	0	0	0	0	0	0	0	0	17	17	0	0	157	157	100.00%
113	104	0	0	0	0	0	0	0	0	0	0	0	0	0	0	17	17	0	0	157	157	100.00%
114	105	0	0	0	0	0	0	0	0	0	0	0	0	0	0	17	17	0	0	157	157	100.00%
115	106	0	0	0	0	0	0	0	0	0	0	0	0	0	0	17	17	0	0	157	157	100.00%
116	107	0	0	0	0	0	0	0	0	0	0	0	0	0	0	17	17	0	0	157	157	100.00%
117	108	0	0	0	0	0	0	0	0	0	0	0	0	0	0	17	17	0	0	157	157	100.00%
118	109	0	0	0	0	0	0	0	0	0	0	0	0	0	0	17	17	0	0	157	157	100.00%
119	110	0	0	0	0	0	0	0	0	0	0	0	0	0	0	17	17	0	0	157	157	100.00%
120	111	0	0	0	0	0	0	0	0	0	0	0	0	0	0	17	17	0	0	157	157	100.00%
121	112	0	0	0	0	0	0	0	0	0	0	0	0	0	0	17	17	0	0	157	157	100.00%
122	113	0	0	0	0	0	0	0	0	0	0	0	0	0	0	17	17	0	0	157	157	100.00%
123	114	0	0	0	0	0	0	0	0	0	0	0	0	0	0	17	17	0	0	157	157	100.00%
124	115	0	0	0	0	0	0	0	0	0	0	0	0	0	0	17	17	0	0	157	157	100.00%
125	116	0	0	0	0	0	0	0	0	0	0	0	0	0	0	17	17	0	0	157	157	100.00%
126	117	0	0	0	0	0	0	0	0	0	0	0	0	0	0	17	17	0	0	157	157	100.00%
127	118	0	0	0	0	0	0	0	0	0	0	0	0	0	0	17	17	0	0	157	157	100.00%
128	119	0	0	0	0	0	0	0	0	0	0	0	0	0	0	17	17	0	0	157	157	100.00%
129	120	0	0	0	0	0	0	0	0	0	0	0	0	0	0	17	17	0	0	157	157	100.00%
130	121	0	0	0	0	0	0	0	0	0	0	0	0	0	0	17	17	0	0	157	157	100.00%
131	122	0	0	0	0	0	0	0	0	0	0	0	0	0	0	17	17	0	0	157	157	100.00%
132	123	0	0	0	0	0	0	0	0	0	0	0	0	0	0	17	17	0	0	157	157	100.00%
133	124	0	0	0	0	0	0	0	0	0	0	0	0	0	0	17	17	0	0	157	157	100.00%
134	125	0	0	0	0	0	0	0	0	0	0	0	0	0	0	17	17	0	0	157	157	100.00%
135	126	0	0	0	0	0	0	0	0	0	0	0	0	0	0	17	17	0	0	157	157	100.00%
136	127	0	0	0	0	0	0	0	0	0	0	0	0	0	0	17	17	0	0	157	157	100.00%
137	128	0	0	0	0	0	0	0	0	0	0	0	0	0	0	17	17	0	0	157	157	100.00%
138	129	0	0	0	0	0	0	0	0	0	0	0	0	0	0	17	17	0	0	157	157	100.00%
139	130	0	0	0	0	0	0	0	0	0	0	0	0	0	0	17	17	0	0	157	157	100.00%
140	131	0	0	0	0	0	0	0	0	0	0	0	0	0	0	17	17	0	0	157	157	100.00%
141	132	0	0	0	0	0	0	0	0	0	0	0	0	0	0	17	17	0	0	157	157	100.00%
142	133	0	0	0	0	0	0	0	0	0	0	0	0	0	0	17	17	0	0	157	157	100.00%
143	134	0	0	0	0	0	0	0	0	0	0	0	0	0	0	17	17	0	0	157	157	100.00%
144	135	0	0	0	0	0	0	0	0	0	0	0	0	0	0	17	17	0	0	157	157	100.00%

	A	B	C	D	E	F	G	H	I	J	K	L	M	N	O	P	Q	R	S	T	U	V
145	136	0	0	0	0	0	0	0	0	0	0	0	0	0	0	17	17	0	0	167	167	100.00%
146	137	0	0	0	0	0	0	0	0	0	0	0	0	0	0	17	17	0	0	167	167	100.00%
147	138	0	0	0	0	0	0	0	0	0	0	0	0	0	0	17	17	0	0	167	167	100.00%
148	139	0	0	0	0	0	0	0	0	0	0	0	0	0	0	17	17	0	0	167	167	100.00%
149	140	0	0	0	0	0	0	0	0	0	0	0	0	0	0	17	17	0	0	167	167	100.00%
150	141	0	0	0	0	0	0	0	0	0	0	0	0	0	0	17	17	0	0	167	167	100.00%
151	142	0	0	0	0	0	0	0	0	0	0	0	0	0	0	17	17	0	0	167	167	100.00%
152	143	0	0	0	0	0	0	0	0	0	0	0	0	0	0	17	17	0	0	167	167	100.00%
153	144	0	0	0	0	0	0	0	0	0	0	0	0	0	0	17	17	0	0	167	167	100.00%
154	145	0	0	0	0	0	0	0	0	0	0	0	0	0	0	17	17	0	0	167	167	100.00%
155	146	0	0	0	0	0	0	0	0	0	0	0	0	0	0	17	17	0	0	167	167	100.00%
156	147	0	0	0	0	0	0	0	0	0	0	0	0	0	0	17	17	0	0	167	167	100.00%
157	148	0	0	0	0	0	0	0	0	0	0	0	0	0	0	17	17	0	0	167	167	100.00%
158	149	0	0	0	0	0	0	0	0	0	0	0	0	0	0	17	17	0	0	167	167	100.00%
159	150	0	0	0	0	0	0	0	0	0	0	0	0	0	0	17	17	0	0	167	167	100.00%
160	151	0	0	0	0	0	0	0	0	0	0	0	0	0	0	17	17	0	0	167	167	100.00%
161	152	0	0	0	0	0	0	0	0	0	0	0	0	0	0	17	17	0	0	167	167	100.00%
162	153	0	0	0	0	0	0	0	0	0	0	0	0	0	0	17	17	0	0	167	167	100.00%
163	154	0	0	0	0	0	0	0	0	0	0	0	0	0	0	17	17	0	0	167	167	100.00%
164	155	0	0	0	0	0	0	0	0	0	0	0	0	0	0	17	17	0	0	167	167	100.00%
165	156	0	0	0	0	0	0	0	0	0	0	0	0	0	0	17	17	0	0	167	167	100.00%
166	157	0	0	0	0	0	0	0	0	0	0	0	0	0	0	17	17	0	0	167	167	100.00%
167	158	0	0	0	0	0	0	0	0	0	0	0	0	0	0	17	17	0	0	167	167	100.00%
168	159	0	0	0	0	0	0	0	0	0	0	0	0	0	0	17	17	0	0	167	167	100.00%
169	160	0	0	0	0	0	0	0	0	0	0	0	0	0	0	17	17	0	0	167	167	100.00%
170	161	0	0	0	0	0	0	0	0	0	0	0	0	0	0	17	17	0	0	167	167	100.00%
171	162	0	0	0	0	0	0	0	0	0	0	0	0	0	0	17	17	0	0	167	167	100.00%
172	163	0	0	0	0	0	0	0	0	0	0	0	0	0	0	17	17	0	0	167	167	100.00%
173	164	0	0	0	0	0	0	0	0	0	0	0	0	0	0	17	17	0	0	167	167	100.00%
174	165	0	0	0	0	0	0	0	0	0	0	0	0	0	0	17	17	0	0	167	167	100.00%
175	166	0	0	0	0	0	0	0	0	0	0	0	0	0	0	17	17	0	0	167	167	100.00%
176	167	0	0	0	0	0	0	0	0	0	0	0	0	0	0	17	17	0	0	167	167	100.00%
177	168	0	0	0	0	0	0	0	0	0	0	0	0	0	0	17	17	0	0	167	167	100.00%
178	169	0	0	0	0	0	0	0	0	0	0	0	0	0	0	17	17	0	0	167	167	100.00%
179	170	0	0	0	0	0	0	0	0	0	0	0	0	0	0	17	17	0	0	167	167	100.00%
180	171	0	0	0	0	0	0	0	0	0	0	0	0	0	0	17	17	0	0	167	167	100.00%

	A	B	C	D	E	F	G	H	I	J	K	L	M	N	O	P	Q	R	S	T	U	V
181	172	0	0	0	0	0	0	0	0	0	0	0	0	0	0	17	17	0	0	167	167	100.00%
182	173	0	0	0	0	0	0	0	0	0	0	0	0	0	0	17	17	0	0	167	167	100.00%
183	174	0	0	0	0	0	0	0	0	0	0	0	0	0	0	17	17	0	0	167	167	100.00%
184	175	0	0	0	0	0	0	0	0	0	0	0	0	0	0	17	17	0	0	167	167	100.00%
185	176	0	0	0	0	0	0	0	0	0	0	0	0	0	0	17	17	0	0	167	167	100.00%
186	177	0	0	0	0	0	0	0	0	0	0	0	0	0	0	17	17	0	0	167	167	100.00%
187	178	0	0	0	0	0	0	0	0	0	0	0	0	0	0	17	17	0	0	167	167	100.00%
188	179	0	0	0	0	0	0	0	0	0	0	0	0	0	0	17	17	0	0	167	167	100.00%
189	180	0	0	0	0	0	0	0	0	0	0	0	0	0	0	17	17	0	0	167	167	100.00%
190	181	0	0	0	0	0	0	0	0	0	0	0	0	0	0	17	17	0	0	167	167	100.00%
191	182	0	0	0	0	0	0	0	0	0	0	0	0	0	0	17	17	0	0	167	167	100.00%
192	183	0	0	0	0	0	0	0	0	0	0	0	0	0	0	17	17	0	0	167	167	100.00%
193	184	0	0	0	0	0	0	0	0	0	0	0	0	0	0	17	17	0	0	167	167	100.00%
194	185	0	0	0	0	0	0	0	0	0	0	0	0	0	0	17	17	0	0	167	167	100.00%
195	186	0	0	0	0	0	0	0	0	0	0	0	0	0	0	17	17	0	0	167	167	100.00%
196	187	0	0	0	0	0	0	0	0	0	0	0	0	0	0	17	17	0	0	167	167	100.00%
197	188	0	0	0	0	0	0	0	0	0	0	0	0	0	0	17	17	0	0	167	167	100.00%
198	189	0	0	0	0	0	0	0	0	0	0	0	0	0	0	17	17	0	0	167	167	100.00%
199	190	0	0	0	0	0	0	0	0	0	0	0	0	0	0	17	17	0	0	167	167	100.00%
200	191	0	0	0	0	0	0	0	0	0	0	0	0	0	0	17	17	0	0	167	167	100.00%
201	192	0	0	0	0	0	0	0	0	0	0	0	0	0	0	17	17	0	0	167	167	100.00%
202	193	0	0	0	0	0	0	0	0	0	0	0	0	0	0	17	17	0	0	167	167	100.00%
203	194	0	0	0	0	0	0	0	0	0	0	0	0	0	0	17	17	0	0	167	167	100.00%
204	195	0	0	0	0	0	0	0	0	0	0	0	0	0	0	17	17	0	0	167	167	100.00%
205	196	0	0	0	0	0	0	0	0	0	0	0	0	0	0	17	17	0	0	167	167	100.00%
206	197	0	0	0	0	0	0	0	0	0	0	0	0	0	0	17	17	0	0	167	167	100.00%
207	198	0	0	0	0	0	0	0	0	0	0	0	0	0	0	17	17	0	0	167	167	100.00%
208	199	0	0	0	0	0	0	0	0	0	0	0	0	0	0	17	17	0	0	167	167	100.00%
209	200	0	0	0	0	0	0	0	0	0	0	0	0	0	0	17	17	0	0	167	167	100.00%
210	201	0	0	0	0	0	0	0	0	0	0	0	0	0	0	17	17	0	0	167	167	100.00%
211	202	0	0	0	0	0	0	0	0	0	0	0	0	0	0	17	17	0	0	167	167	100.00%
212	203	0	0	0	0	0	0	0	0	0	0	0	0	0	0	17	17	0	0	167	167	100.00%
213	204	0	0	0	0	0	0	0	0	0	0	0	0	0	0	17	17	0	0	167	167	100.00%
214	205	0	0	0	0	0	0	0	0	0	0	0	0	0	0	17	17	0	0	167	167	100.00%
215	206	0	0	0	0	0	0	0	0	0	0	0	0	0	0	17	17	0	0	167	167	100.00%
216	207	0	0	0	0	0	0	0	0	0	0	0	0	0	0	17	17	0	0	167	167	100.00%

	A	B	C	D	E	F	G	H	I	J	K	L	M	N	O	P	Q	R	S	T	U	V
217	208	0	0	0	0	0	0	0	0	0	0	0	0	0	0	17	17	0	0	167	167	100.00%
218	209	0	0	0	0	0	0	0	0	0	0	0	0	0	0	17	17	0	0	167	167	100.00%
219	210	0	0	0	0	0	0	0	0	0	0	0	0	0	0	17	17	0	0	167	167	100.00%
220	211	0	0	0	0	0	0	0	0	0	0	0	0	0	0	17	17	0	0	167	167	100.00%
221	212	0	0	0	0	0	0	0	0	0	0	0	0	0	0	17	17	0	0	167	167	100.00%
222	213	0	0	0	0	0	0	0	0	0	0	0	0	0	0	17	17	0	0	167	167	100.00%
223	214	0	0	0	0	0	0	0	0	0	0	0	0	0	0	17	17	0	0	167	167	100.00%
224	215	0	0	0	0	0	0	0	0	0	0	0	0	0	0	17	17	0	0	167	167	100.00%
225	216	0	0	0	0	0	0	0	0	0	0	0	0	0	0	17	17	0	0	167	167	100.00%
226	217	0	0	0	0	0	0	0	0	0	0	0	0	0	0	17	17	0	0	167	167	100.00%
227	218	0	0	0	0	0	0	0	0	0	0	0	0	0	0	17	17	0	0	167	167	100.00%
228	219	0	0	0	0	0	0	0	0	0	0	0	0	0	0	17	17	0	0	167	167	100.00%
229	220	0	0	0	0	0	0	0	0	0	0	0	0	0	0	17	17	0	0	167	167	100.00%
230	230	0	0	0	0	0	0	0	0	0	0	0	0	0	0	17	17	0	0	167	167	100.00%
231	240	0	0	0	0	0	0	0	0	0	0	0	0	0	0	17	17	0	0	167	167	100.00%
232	250	0	0	0	0	0	0	0	0	0	0	0	0	0	0	17	17	0	0	167	167	100.00%
233	280	0	0	0	0	0	0	0	0	0	0	0	0	0	0	17	17	0	0	167	167	100.00%
234	270	0	0	0	0	0	0	0	0	0	0	0	0	0	0	17	17	0	0	167	167	100.00%
235	280	0	0	0	0	0	0	0	0	0	0	0	0	0	0	17	17	0	0	167	167	100.00%
236	280	0	0	0	0	0	0	0	0	0	0	0	0	0	0	17	17	0	0	167	167	100.00%
237	300	0	0	0	0	0	0	0	0	0	0	0	0	0	0	17	17	0	0	167	167	100.00%
238	310	0	0	0	0	0	0	0	0	0	0	0	0	0	0	17	17	0	0	167	167	100.00%
239	320	0	0	0	0	0	0	0	0	0	0	0	0	0	0	17	17	0	0	167	167	100.00%
240	330	0	0	0	0	0	0	0	0	0	0	0	0	0	0	17	17	0	0	167	167	100.00%
241	340	0	0	0	0	0	0	0	0	0	0	0	0	0	0	17	17	0	0	167	167	100.00%
242	350	0	0	0	0	0	0	0	0	0	0	0	0	0	0	17	17	0	0	167	167	100.00%
243	360	0	0	0	0	0	0	0	0	0	0	0	0	0	0	17	17	0	0	167	167	100.00%
244	370	0	0	0	0	0	0	0	0	0	0	0	0	0	0	17	17	0	0	167	167	100.00%
245	380	0	0	0	0	0	0	0	0	0	0	0	0	0	0	17	17	0	0	167	167	100.00%
246	390	0	0	0	0	0	0	0	0	0	0	0	0	0	0	17	17	0	0	167	167	100.00%
247	400	0	0	0	0	0	0	0	0	0	0	0	0	0	0	17	17	0	0	167	167	100.00%
248	500	0	0	0	0	0	0	0	0	0	0	0	0	0	0	17	17	0	0	167	167	100.00%
249	600	0	0	0	0	0	0	0	0	0	0	0	0	0	0	17	17	0	0	167	167	100.00%
250	700	0	0	0	0	0	0	0	0	0	0	0	0	0	0	17	17	0	0	167	167	100.00%
251	800	0	0	0	0	0	0	0	0	0	0	0	0	0	0	17	17	0	0	167	167	100.00%
252	900	0	0	0	0	0	0	0	0	0	0	0	0	0	0	17	17	0	0	167	167	100.00%

	A	B	C	D	E	F	G	H	I	J	K	L	M	N	O	P	Q	R	S	T	U	V
253	1000	0	0	0	0	0	0	0	0	0	0	0	0	0	0	17	17	0	0	167	167	100.00%
254	2000	0	0	0	0	0	0	0	0	0	0	0	0	0	0	17	17	0	0	167	167	100.00%
255		2	1	1	1	1	1	1	1	2	2	2	2	17	167							

1 SPX 3/4  
 Meter removed in  
 Feb. at Fire Dept  
 Request

1	A	B	C	D	E	F	G	H	I	J	K	L	M	N	O	P	Q	R	S	T	U	V
2	BILLING ANALYSIS																					
3	2000-2001																					
4	OTHER PUBLIC AUTHORITY																					
5	5/8" X 3/4"																					
6	(A)													(B)	(C)	(D)	(E)	(F)	(G)	(H)	(I)	(J)
7	GALLONS													TOTAL	BILLING CONSUMPTION	CUMULATIVE	TOTAL	EXCESS	EXCESS	CUMULATIVE	CON	%
8	2001	2001	2001	2001	2001	2001	2001	2001	2001	2000	2000	2000	2000	TOTAL	(A+B)	(SUM B)	BILLS	(E-D)	(F-A)	(SUM C)	(G+H)	TOTAL
9	JAN	FEB	MAR	APR	MAY	JUNE	JULY	AUG	SEPT	OCT	NOV	DEC	BILLS	(A+B)	(SUM B)	BILLS	(E-D)	(F-A)	(SUM C)	(G+H)	TOTAL	
9	0	0	0	0	0	0	0	0	0	0	0	0	0	0	0	0	12	12	0	0	0	
10	1	0	0	0	0	0	0	0	0	0	0	0	0	0	0	0	12	12	12	0	12	12.37%
11	2	0	0	0	0	0	0	0	0	0	0	0	0	0	0	0	12	12	24	0	36	24.74%
12	3	1	0	0	0	0	0	0	0	0	0	0	0	0	0	0	12	10	30	6	36	37.11%
13	4	0	0	0	0	0	0	0	0	0	0	0	1	2	6	2	12	10	40	8	46	47.42%
14	5	0	0	0	0	0	0	0	0	0	0	0	0	0	0	2	12	10	50	8	56	57.73%
15	6	0	1	0	0	0	0	0	0	1	0	0	0	2	12	4	12	8	48	18	66	68.04%
16	7	0	0	0	0	0	0	0	0	1	0	0	0	2	14	6	12	6	42	32	74	76.29%
17	8	0	0	0	0	0	0	0	0	0	1	1	0	1	8	7	12	5	40	40	80	82.47%
18	9	0	0	0	1	0	0	0	0	0	0	0	0	1	9	8	12	4	36	46	85	87.63%
19	10	0	0	0	0	0	1	1	0	0	0	0	0	2	20	10	12	2	20	36	86	89.75%
20	11	0	0	0	0	0	0	0	0	0	0	0	0	0	0	10	12	2	22	36	91	93.81%
21	12	0	0	1	0	0	0	0	0	0	0	0	0	1	12	11	12	1	12	81	83	95.86%
22	13	0	0	0	0	0	0	0	0	0	0	0	0	0	0	11	12	1	13	81	84	96.91%
23	14	0	0	0	0	0	0	0	0	0	0	0	0	0	0	11	12	1	14	81	85	97.94%
24	15	0	0	0	0	0	0	0	0	0	0	0	0	0	0	11	12	1	15	81	86	98.97%
25	16	0	0	0	0	1	0	0	0	0	0	0	0	1	16	12	12	0	0	97	97	100.00%
26	17	0	0	0	0	0	0	0	0	0	0	0	0	0	0	12	12	0	0	97	97	100.00%
27	18	0	0	0	0	0	0	0	0	0	0	0	0	0	0	12	12	0	0	97	97	100.00%
28	19	0	0	0	0	0	0	0	0	0	0	0	0	0	0	12	12	0	0	97	97	100.00%
29	20	0	0	0	0	0	0	0	0	0	0	0	0	0	0	12	12	0	0	97	97	100.00%
30	21	0	0	0	0	0	0	0	0	0	0	0	0	0	0	12	12	0	0	97	97	100.00%
31	22	0	0	0	0	0	0	0	0	0	0	0	0	0	0	12	12	0	0	97	97	100.00%
32	23	0	0	0	0	0	0	0	0	0	0	0	0	0	0	12	12	0	0	97	97	100.00%
33	24	0	0	0	0	0	0	0	0	0	0	0	0	0	0	12	12	0	0	97	97	100.00%
34	25	0	0	0	0	0	0	0	0	0	0	0	0	0	0	12	12	0	0	97	97	100.00%
35	26	0	0	0	0	0	0	0	0	0	0	0	0	0	0	12	12	0	0	97	97	100.00%
36	27	0	0	0	0	0	0	0	0	0	0	0	0	0	0	12	12	0	0	97	97	100.00%

	A	B	C	D	E	F	G	H	I	J	K	L	M	N	O	P	Q	R	S	T	U	V
253	1000	0	0	0	0	0	0	0	0	0	0	0	0	0	0	12	12	0	0	97	97	100.00%
254	2000	0	0	0	0	0	0	0	0	0	0	0	0	0	0	12	12	0	0	97	97	100.00%
255		1	1	1	1	1	1	1	1	1	1	1	1	12	97							



General Service 1" Meter Customers

	A	B	C	D	E	F	G	H	I	J	K	L	M	N	O	P	Q	R	S	T	U	V										
1	BILLING ANALYSIS																															
2	2000-2001																															
3	GENERAL																															
4	1'																															
5	(A)														(B)		(C)		(D)		(E)		(F)		(G)		(H)		(I)		(J)	
6															BILLING		CUMULATIVE		TOTAL		EXCESS		EXCESS		CUMULATIVE		CON		%			
7															CONSUMPTION		BILLS		BILLS		CONSUMPTION		FACT		TOTAL							
8	GALLONS	JAN	FEB	MAR	APR	MAY	JUNE	JULY	AUG	SEPT	OCT	NOV	DEC	TOTAL	(AXB)	(SUM B)	(E-D)	(FXA)	(SUM C)	(G+H)												
9	0	0	0	0	0	0	0	0	0	0	0	0	0	0	0	0	84	84	0	0	0	0										
10	1	1	1	1	0	1	1	1	1	1	1	1	1	11	11	11	84	73	73	11	84	0.84%										
11	2	0	0	0	0	0	0	0	0	0	0	0	0	0	0	11	84	73	146	11	157	1.19%										
12	3	0	0	0	1	0	0	0	0	0	0	0	0	1	3	12	84	72	218	14	230	1.74%										
13	4	0	0	0	0	0	0	0	0	0	0	0	0	0	0	12	84	72	288	14	302	2.29%										
14	5	0	0	0	0	0	0	0	0	0	0	0	0	0	0	12	84	72	360	14	374	2.83%										
15	6	0	0	0	0	0	1	0	0	0	0	0	0	1	6	13	84	71	428	20	448	3.38%										
16	7	0	0	0	0	0	0	0	0	0	0	0	0	0	0	13	84	71	497	20	517	3.92%										
17	8	0	0	0	0	0	0	0	0	0	0	0	0	0	0	13	84	71	568	20	588	4.46%										
18	9	0	0	0	0	0	0	0	0	0	0	0	0	0	0	13	84	71	639	20	659	4.99%										
19	10	1	0	0	0	0	0	0	0	0	0	0	0	1	10	14	84	70	700	30	730	5.53%										
20	11	0	0	0	0	0	0	0	0	0	0	0	0	0	0	14	84	70	770	30	800	6.06%										
21	12	0	0	1	0	1	0	0	0	0	0	0	0	1	3	36	17	84	67	804	68	870	6.59%									
22	13	0	1	0	0	0	0	0	0	1	0	0	0	2	26	19	84	65	845	92	937	7.10%										
23	14	0	0	0	0	0	0	0	0	0	0	1	0	2	28	21	84	63	882	120	1002	7.58%										
24	15	0	0	0	0	0	0	0	0	1	0	0	0	1	15	22	84	62	930	136	1066	8.07%										
25	16	0	0	1	0	0	0	0	0	0	0	0	0	1	16	25	84	61	978	151	1127	8.54%										
26	17	0	0	0	0	0	0	0	0	0	0	0	0	0	0	23	84	61	1037	151	1188	9.00%										
27	18	1	1	0	1	0	1	0	0	0	0	0	0	4	72	27	80	57	1028	223	1249	9.47%										
28	19	0	0	0	1	1	0	0	1	0	0	0	0	3	67	30	84	54	1026	260	1308	9.90%										
29	20	0	0	0	0	0	0	0	0	0	0	0	0	0	0	30	84	54	1080	260	1380	10.31%										
30	21	0	0	0	0	0	0	1	0	0	0	0	0	1	21	31	84	53	1133	301	1414	10.72%										
31	22	0	0	0	0	0	0	0	0	0	0	0	0	0	0	31	84	53	1186	301	1467	11.12%										
32	23	0	0	0	0	0	0	0	0	1	0	0	1	2	46	33	84	51	1173	347	1520	11.52%										
33	24	0	0	0	0	0	0	0	0	0	0	0	0	0	0	33	84	51	1224	347	1571	11.91%										
34	25	0	0	0	0	0	0	0	0	0	0	1	0	1	25	34	84	50	1250	372	1622	12.29%										
35	26	0	0	0	0	0	0	0	0	0	0	0	0	0	0	34	84	50	1300	372	1672	12.87%										
36	27	0	0	0	0	0	0	0	0	0	0	0	0	0	0	34	84	50	1350	372	1722	13.05%										

	A	B	C	D	E	F	G	H	I	J	K	L	M	N	O	P	Q	R	S	T	U	V
37	28	0	0	0	0	0	0	0	0	0	0	0	0	0	0	34	84	50	1400	372	1772	13.43%
38	29	0	0	0	0	0	0	0	0	0	0	0	0	0	0	34	84	50	1450	372	1822	13.81%
39	30	0	0	0	0	0	0	0	0	0	0	0	0	0	0	34	84	50	1500	372	1872	14.19%
40	31	0	0	0	0	0	0	0	0	0	0	0	0	0	0	34	84	50	1550	372	1922	14.57%
41	32	0	0	0	0	0	0	0	0	0	0	0	0	0	0	34	84	50	1600	372	1972	14.95%
42	33	0	0	0	0	0	0	1	0	0	1	0	0	2	66	36	84	48	1584	438	2022	15.33%
43	34	0	0	0	0	0	0	0	0	0	0	0	0	0	0	36	84	48	1632	438	2070	15.69%
44	35	0	0	0	0	0	0	0	0	0	0	0	0	0	0	36	84	48	1680	438	2118	16.05%
45	36	0	0	0	0	0	0	0	0	0	0	0	0	0	0	36	84	48	1728	438	2166	16.42%
46	37	0	0	0	0	0	0	0	0	0	0	0	0	0	0	36	84	48	1776	438	2214	16.78%
47	38	0	0	0	0	0	0	0	0	0	0	0	0	0	0	36	84	48	1824	438	2262	17.14%
48	39	0	0	0	0	0	0	0	0	0	0	0	0	0	0	36	84	48	1872	438	2310	17.51%
49	40	0	0	0	0	0	0	0	0	0	0	0	0	0	0	36	84	48	1920	438	2358	17.87%
50	41	0	0	0	0	0	0	0	0	0	0	0	0	0	0	36	84	48	1968	438	2406	18.24%
51	42	0	0	0	0	0	0	0	0	0	0	0	0	0	0	36	84	48	2016	438	2454	18.60%
52	43	0	0	0	0	0	0	0	0	0	0	0	0	0	0	36	84	48	2064	438	2502	18.96%
53	44	0	0	0	0	0	0	0	0	0	0	0	0	0	0	36	84	48	2112	438	2550	19.33%
54	45	0	0	0	0	0	0	0	0	0	0	0	0	0	0	36	84	48	2160	438	2598	19.69%
55	46	0	0	0	0	0	0	0	0	0	0	0	0	0	0	36	84	48	2208	438	2646	20.05%
56	47	0	0	0	0	0	0	0	0	0	0	0	0	0	0	36	84	48	2256	438	2694	20.42%
57	48	0	0	0	0	0	0	0	0	0	0	0	0	0	0	36	84	48	2304	438	2742	20.78%
58	49	0	0	0	0	0	0	0	0	0	0	0	0	0	0	36	84	48	2352	438	2790	21.15%
59	50	0	0	0	0	0	0	0	0	0	0	0	0	0	0	36	84	48	2400	438	2838	21.51%
60	51	0	0	0	0	0	0	0	0	0	0	0	0	0	0	36	84	48	2448	438	2886	21.87%
61	52	0	0	0	0	0	0	0	0	0	0	0	0	0	0	36	84	48	2496	438	2934	22.24%
62	53	0	0	0	0	0	0	0	0	0	0	0	0	0	0	36	84	48	2544	438	2982	22.60%
63	54	0	0	0	0	0	0	0	0	0	0	0	0	0	0	36	84	48	2592	438	3030	22.96%
64	55	0	0	0	0	0	0	0	0	0	0	0	0	0	0	36	84	48	2640	438	3078	23.33%
65	56	0	0	0	0	0	0	0	0	0	0	0	0	0	0	36	84	48	2688	438	3126	23.69%
66	57	0	0	0	0	0	0	0	0	0	0	0	0	0	0	36	84	48	2736	438	3174	24.06%
67	58	0	0	0	0	0	0	0	0	0	0	0	0	0	0	36	84	48	2784	438	3222	24.42%
68	59	0	0	0	0	0	0	0	1	0	0	0	0	1	50	37	84	47	2773	497	3270	24.78%
69	60	0	0	0	0	0	0	0	0	0	0	0	0	0	0	37	84	47	2820	497	3317	25.14%
70	61	0	0	0	1	0	0	0	0	0	0	0	0	1	61	38	84	46	2806	558	3364	25.50%
71	62	0	0	0	0	0	0	0	0	0	0	0	0	0	0	38	84	46	2852	558	3410	25.85%
72	63	0	0	0	0	0	0	0	0	0	0	0	0	0	0	38	84	46	2898	558	3456	26.19%

	A	B	C	D	E	F	G	H	I	J	K	L	M	N	O	P	Q	R	S	T	U	V
73	64	0	0	0	0	0	0	0	0	0	0	0	0	0	0	38	84	48	2944	558	3502	26.54%
74	65	0	0	0	0	0	0	0	0	0	0	0	0	0	0	38	84	48	2960	558	3548	26.80%
75	66	0	0	0	0	0	0	0	0	0	0	0	0	0	0	38	84	48	3006	558	3594	27.24%
76	67	0	0	0	0	0	0	0	0	0	0	0	0	0	0	38	84	48	3082	558	3640	27.59%
77	68	0	0	0	0	0	0	0	0	0	0	0	0	0	0	38	84	48	3128	558	3686	27.94%
78	69	0	0	0	0	0	0	0	0	0	0	0	0	0	0	38	84	48	3174	558	3732	28.29%
79	70	0	0	0	0	0	0	0	0	0	0	0	0	0	0	38	84	48	3220	558	3778	28.63%
80	71	0	0	0	0	0	0	0	0	0	0	0	0	0	0	38	84	48	3266	558	3824	28.98%
81	72	0	0	0	0	0	0	1	0	0	0	0	0	1	72	39	84	48	3240	630	3870	29.33%
82	73	0	0	0	0	0	0	0	0	0	0	0	0	0	0	38	84	48	3286	630	3915	29.67%
83	74	0	0	0	0	0	0	0	0	0	0	0	0	0	0	38	84	48	3330	630	3960	30.01%
84	75	0	0	0	0	0	0	0	0	0	0	0	0	0	0	39	84	48	3375	630	4005	30.35%
85	76	0	0	0	0	0	0	0	0	0	0	0	0	0	0	39	84	48	3420	630	4050	30.70%
86	77	0	0	0	0	0	0	0	0	0	0	0	0	0	0	39	84	48	3465	630	4095	31.04%
87	78	0	0	0	0	0	0	0	0	0	0	0	0	0	0	38	84	48	3510	630	4140	31.38%
88	79	0	0	0	0	0	0	0	0	0	0	0	0	0	0	38	84	48	3555	630	4185	31.72%
89	80	0	0	0	0	0	0	0	0	0	0	0	0	0	0	38	84	48	3600	630	4230	32.06%
90	81	0	0	0	0	0	0	0	0	0	0	0	0	0	0	39	84	48	3645	630	4275	32.40%
91	82	0	0	0	0	0	0	0	0	0	0	0	0	0	0	39	84	48	3690	630	4320	32.74%
92	83	0	0	1	0	0	0	0	0	0	0	0	0	1	83	40	84	44	3652	713	4365	33.08%
93	84	0	0	0	0	0	0	0	0	0	0	0	0	0	0	40	84	44	3698	713	4409	33.42%
94	85	0	0	0	0	0	0	0	0	0	0	0	0	0	0	40	84	44	3740	713	4453	33.75%
95	86	0	0	0	1	0	0	0	0	0	0	0	0	1	86	41	84	43	3699	799	4497	34.08%
96	87	0	0	0	0	0	0	0	0	0	0	0	0	0	0	41	84	43	3741	799	4540	34.41%
97	88	0	0	0	0	0	0	0	0	0	0	0	0	0	0	41	84	43	3784	799	4583	34.74%
98	89	0	0	0	0	0	0	0	0	0	0	0	0	0	0	41	84	43	3827	799	4626	35.06%
99	90	0	0	0	0	0	0	0	0	0	0	0	0	0	0	41	84	43	3870	799	4668	35.39%
100	91	0	0	0	0	0	0	0	0	0	0	0	0	0	0	41	84	43	3913	799	4712	35.71%
101	92	0	0	0	0	0	0	0	0	0	0	0	0	0	0	41	84	43	3956	799	4755	36.04%
102	93	0	0	0	0	0	0	0	0	0	0	0	0	0	0	41	84	43	3999	799	4798	36.37%
103	94	0	0	0	0	0	0	0	0	0	0	0	0	0	0	41	84	43	4042	799	4841	36.69%
104	95	0	0	0	0	0	0	0	0	0	0	0	0	0	0	41	84	43	4085	799	4884	37.02%
105	96	0	0	0	0	0	0	0	0	0	0	0	0	0	0	41	84	43	4128	799	4927	37.34%
106	97	0	0	0	0	0	0	0	0	0	0	0	0	0	0	41	84	43	4171	799	4970	37.67%
107	98	0	0	0	0	0	0	0	0	0	0	0	0	0	0	41	84	43	4214	799	5013	37.99%
108	99	0	0	0	0	0	0	0	0	0	0	0	0	0	0	41	84	43	4257	799	5056	38.32%

	A	B	C	D	E	F	G	H	I	J	K	L	M	N	O	P	Q	R	S	T	U	V
109	100	0	0	0	0	0	0	0	0	0	0	0	0	0	0	41	84	43	4300	799	5099	38.65%
110	101	0	0	0	0	0	0	0	0	0	0	0	0	0	0	41	84	43	4343	799	5142	38.97%
111	102	0	0	0	0	0	0	0	0	0	0	0	0	0	0	41	84	43	4386	799	5185	39.30%
112	103	0	0	0	0	0	0	0	0	0	0	0	0	0	0	41	84	43	4429	799	5228	39.62%
113	104	0	0	0	0	0	0	0	0	0	0	0	0	0	0	41	84	43	4472	799	5271	39.95%
114	105	0	0	0	0	0	0	0	0	0	0	0	0	0	0	41	84	43	4515	799	5314	40.28%
115	106	0	0	0	0	0	0	0	0	0	0	0	0	0	0	41	84	43	4558	799	5357	40.60%
116	107	0	0	0	0	0	0	0	0	0	0	0	0	0	0	41	84	43	4601	799	5400	40.93%
117	108	0	0	0	0	0	0	0	0	0	0	0	0	0	0	41	84	43	4644	799	5443	41.25%
118	109	0	0	0	0	1	0	0	0	0	0	0	0	1	109	42	84	42	4578	908	5486	41.58%
119	110	0	0	0	0	0	0	0	0	0	0	0	0	0	0	42	84	42	4620	908	5528	41.90%
120	111	0	0	0	0	0	0	0	0	0	0	0	0	0	0	42	84	42	4662	908	5570	42.22%
121	112	0	0	0	0	0	0	0	0	0	0	0	0	0	0	42	84	42	4704	908	5612	42.53%
122	113	0	0	0	0	0	0	0	0	0	0	0	0	0	0	42	84	42	4746	908	5654	42.85%
123	114	1	0	0	0	0	1	0	0	0	0	0	0	2	228	44	84	40	4590	1136	5696	43.17%
124	115	0	0	0	0	0	0	0	0	0	0	0	0	0	0	44	84	40	4600	1136	5738	43.47%
125	116	1	0	0	0	0	0	0	0	0	0	0	0	1	116	45	84	39	4524	1252	5778	43.78%
126	117	0	0	0	0	0	0	0	0	0	0	0	0	0	0	45	84	39	4563	1252	5818	44.07%
127	118	0	0	0	0	0	0	0	0	0	0	0	0	0	0	45	84	39	4602	1252	5854	44.37%
128	119	0	0	0	0	0	0	0	0	0	0	0	0	0	0	45	84	39	4641	1252	5893	44.66%
129	120	0	0	0	0	0	0	0	0	0	0	0	0	0	0	45	84	39	4680	1252	5932	44.95%
130	121	0	0	0	0	0	0	0	0	0	0	0	1	1	121	46	84	38	4598	1373	5971	45.25%
131	122	0	0	0	0	0	0	0	1	0	0	0	0	1	122	47	84	37	4518	1495	6009	45.54%
132	123	0	0	0	0	0	0	0	0	0	0	0	0	0	0	47	84	37	4558	1495	6046	45.82%
133	124	0	0	0	0	0	0	0	0	0	0	0	0	0	0	47	84	37	4598	1495	6083	46.10%
134	125	0	0	0	0	0	0	0	0	0	0	0	0	0	0	47	84	37	4635	1495	6120	46.38%
135	126	0	0	0	0	0	0	0	0	0	1	0	0	1	126	48	84	36	4536	1621	6157	46.67%
136	127	0	0	0	0	0	0	0	0	0	0	1	0	1	127	49	84	35	4445	1748	6193	46.94%
137	128	0	0	0	0	0	0	0	0	0	0	0	1	1	128	50	84	34	4352	1876	6228	47.20%
138	129	0	0	0	0	0	0	0	0	0	0	0	0	0	0	50	84	34	4388	1876	6262	47.46%
139	130	0	0	0	0	0	0	0	0	0	0	0	0	0	0	50	84	34	4429	1876	6295	47.72%
140	131	0	0	0	0	0	0	0	0	0	0	1	0	1	131	51	84	33	4323	2007	6330	47.98%
141	132	0	0	0	0	0	0	0	0	1	0	0	0	1	132	52	84	32	4226	2136	6363	48.23%
142	133	0	0	0	0	0	0	0	0	0	0	0	0	0	0	52	84	32	4258	2136	6395	48.47%
143	134	0	0	0	0	0	0	0	0	0	0	0	0	0	0	52	84	32	4298	2136	6427	48.71%
144	135	0	0	1	0	0	0	0	0	0	0	0	0	1	135	53	84	31	4185	2274	6459	48.95%

	A	B	C	D	E	F	G	H	I	J	K	L	M	N	O	P	Q	R	S	T	U	V
145	136	0	0	0	0	0	0	0	0	0	0	0	0	0	0	53	84	31	4216	2274	6400	49.19%
146	137	0	0	0	0	0	0	0	0	0	0	0	0	0	0	53	84	31	4247	2274	6521	49.42%
147	138	0	0	0	0	0	0	0	0	0	0	0	0	0	0	53	84	31	4278	2274	6552	49.66%
148	139	0	0	0	0	0	0	0	0	0	0	0	0	0	0	53	84	31	4309	2274	6583	49.89%
149	140	0	0	0	0	0	0	0	0	0	0	0	0	0	0	53	84	31	4340	2274	6614	50.13%
150	141	0	0	0	0	0	0	0	0	0	0	0	0	0	0	53	84	31	4371	2274	6645	50.36%
151	142	0	0	0	0	0	0	0	0	0	0	0	0	0	0	53	84	31	4402	2274	6676	50.60%
152	143	0	0	0	0	0	0	0	0	0	0	0	0	0	0	53	84	31	4433	2274	6707	50.83%
153	144	0	0	0	0	0	0	0	0	0	0	0	0	0	0	53	84	31	4464	2274	6738	51.07%
154	145	0	0	0	0	0	0	0	0	0	0	0	0	0	0	53	84	31	4495	2274	6769	51.30%
155	146	0	0	0	0	0	0	0	0	0	0	0	0	0	0	53	84	31	4525	2274	6800	51.54%
156	147	0	0	0	0	0	0	0	0	0	0	0	0	0	0	53	84	31	4557	2274	6831	51.77%
157	148	0	0	0	0	0	0	0	0	0	0	0	0	0	0	53	84	31	4588	2274	6862	52.01%
158	149	0	0	0	0	0	0	0	0	0	0	0	0	0	0	53	84	31	4619	2274	6893	52.24%
159	150	0	0	0	0	0	0	0	0	0	0	0	0	0	0	53	84	31	4650	2274	6924	52.48%
160	151	0	0	0	0	0	0	0	0	0	0	0	0	0	0	53	84	31	4681	2274	6955	52.71%
161	152	0	0	0	0	0	0	0	0	0	0	0	0	0	0	53	84	31	4712	2274	6986	52.95%
162	153	0	0	0	0	0	0	0	0	0	0	0	0	0	0	53	84	31	4743	2274	7017	53.18%
163	154	0	0	0	0	0	0	0	0	0	0	0	0	0	0	53	84	31	4774	2274	7048	53.42%
164	155	0	0	0	0	0	0	0	0	0	0	0	0	0	0	53	84	31	4805	2274	7079	53.65%
165	156	0	1	0	0	0	0	0	0	0	0	0	0	1	156	54	84	30	4836	2430	7110	53.89%
166	157	0	0	0	0	0	0	0	0	0	0	0	0	0	0	54	84	30	4730	2430	7140	54.12%
167	158	0	0	0	0	0	0	0	0	0	0	0	0	0	0	54	84	30	4740	2430	7170	54.34%
168	159	0	0	0	0	0	0	0	0	0	0	0	0	0	0	54	84	30	4770	2430	7200	54.57%
169	160	0	0	0	0	0	0	0	0	0	0	0	0	0	0	54	84	30	4800	2430	7230	54.80%
170	161	0	0	0	0	0	0	0	0	0	0	0	0	0	0	54	84	30	4830	2430	7260	55.03%
171	162	0	0	0	0	0	0	0	0	0	0	0	0	0	0	54	84	30	4860	2430	7290	55.25%
172	163	0	0	0	0	0	0	0	0	0	0	0	0	0	0	54	84	30	4890	2430	7320	55.48%
173	164	0	0	0	0	0	0	0	0	0	0	0	0	0	0	54	84	30	4920	2430	7350	55.71%
174	165	0	0	0	0	0	0	0	0	0	0	0	0	0	0	54	84	30	4950	2430	7380	55.93%
175	166	0	0	0	0	0	0	0	0	0	0	0	0	0	0	54	84	30	4980	2430	7410	56.16%
176	167	0	0	0	0	0	0	0	0	0	0	0	0	0	0	54	84	30	5010	2430	7440	56.39%
177	168	0	1	0	0	0	0	0	0	0	0	0	0	1	168	55	84	29	4972	2598	7470	56.62%
178	169	0	0	0	0	0	0	0	0	0	0	0	0	0	0	55	84	29	4901	2598	7499	56.84%
179	170	0	0	0	0	0	0	0	0	0	0	0	0	0	0	55	84	29	4930	2598	7528	57.06%
180	171	0	0	0	0	0	0	0	0	0	0	0	0	0	0	55	84	29	4959	2598	7557	57.28%

	A	B	C	D	E	F	G	H	I	J	K	L	M	N	O	P	Q	R	S	T	U	V
181	172	0	0	0	0	0	0	0	0	0	0	0	0	0	0	55	84	29	4968	2598	7588	57.50%
182	173	0	0	0	0	0	0	0	0	0	0	0	0	0	0	55	84	29	5017	2598	7815	57.72%
183	174	0	0	0	0	0	0	0	0	0	0	0	0	0	0	55	84	29	5046	2598	7844	57.94%
184	175	0	0	0	0	0	0	0	0	1	0	0	0	1	175	56	84	28	4900	2773	7573	58.18%
185	176	0	0	0	0	0	0	0	0	0	0	0	0	0	0	56	84	28	4928	2773	7701	58.37%
186	177	0	0	0	0	0	0	0	0	0	0	0	0	0	0	56	84	28	4956	2773	7729	58.58%
187	178	0	0	0	0	0	0	0	0	0	0	0	0	0	0	56	84	28	4984	2773	7757	58.79%
188	179	0	0	0	0	0	0	0	0	0	0	0	0	0	0	56	84	28	5012	2773	7785	59.00%
189	180	0	0	0	0	0	0	0	0	0	0	0	0	0	0	56	84	28	5040	2773	7813	59.22%
190	181	0	0	0	0	0	0	0	0	0	0	0	0	0	0	56	84	28	5068	2773	7841	59.43%
191	182	0	0	0	0	0	0	0	0	0	0	0	0	0	0	56	84	28	5096	2773	7869	59.64%
192	183	0	0	0	0	0	0	0	0	0	0	0	0	0	0	56	84	28	5124	2773	7897	59.85%
193	184	0	0	0	0	0	0	0	0	0	0	0	0	0	0	56	84	28	5152	2773	7925	60.07%
194	185	0	0	0	0	0	0	0	0	0	1	0	0	1	185	57	84	27	4985	2958	7953	60.28%
195	186	0	0	0	0	0	0	0	0	1	0	0	0	1	186	56	84	26	4836	3144	7980	60.48%
196	187	0	0	0	0	0	0	0	0	0	0	0	0	0	0	58	84	26	4862	3144	8008	60.68%
197	188	0	0	0	0	0	0	0	0	0	0	0	0	0	0	58	84	26	4888	3144	8032	60.88%
198	189	0	0	0	0	0	1	0	0	0	0	0	0	1	189	58	84	25	4725	3333	8058	61.07%
199	190	0	0	0	0	0	0	0	0	0	0	0	0	0	0	58	84	25	4750	3333	8083	61.28%
200	191	0	0	0	0	0	0	0	0	0	0	0	0	0	0	58	84	25	4775	3333	8108	61.45%
201	192	0	0	0	1	0	0	0	0	0	0	0	0	1	192	60	84	24	4908	3525	8133	61.64%
202	193	0	0	0	0	0	0	0	0	0	0	0	0	0	0	60	84	24	4832	3525	8157	61.82%
203	194	0	0	0	0	0	0	0	0	0	0	0	0	0	0	60	84	24	4856	3525	8181	62.01%
204	195	0	0	0	0	0	0	0	0	0	0	0	0	0	0	60	84	24	4880	3525	8205	62.19%
205	196	0	0	0	0	0	0	0	0	0	0	0	0	0	0	60	84	24	4704	3525	8229	62.37%
206	197	0	0	0	0	0	0	0	0	0	0	0	0	0	0	60	84	24	4728	3525	8253	62.55%
207	198	0	0	0	0	0	0	0	0	0	0	0	0	0	0	60	84	24	4752	3525	8277	62.73%
208	199	0	0	0	0	0	0	0	0	0	0	1	0	1	199	61	84	23	4577	3724	8301	62.91%
209	200	0	0	0	0	0	0	0	0	0	0	0	0	0	0	61	84	23	4800	3724	8324	63.09%
210	201	0	0	0	0	0	0	0	0	0	0	0	0	0	0	61	84	23	4823	3724	8347	63.28%
211	202	0	0	0	0	0	0	0	0	1	0	0	0	1	202	62	84	22	4444	3928	8370	63.44%
212	203	0	0	0	0	0	0	0	0	0	0	0	0	0	0	62	84	22	4466	3928	8392	63.60%
213	204	1	0	0	0	0	0	0	0	0	0	0	0	1	204	63	84	21	4294	4130	8414	63.77%
214	205	0	0	0	0	0	0	0	0	0	0	0	0	0	0	63	84	21	4305	4130	8435	63.93%
215	206	0	0	0	0	0	0	0	0	0	0	0	0	0	0	63	84	21	4326	4130	8456	64.09%
216	207	0	0	0	0	0	0	0	0	0	0	0	0	0	0	63	84	21	4347	4130	8477	64.25%

	A	B	C	D	E	F	G	H	I	J	K	L	M	N	O	P	Q	R	S	T	U	V
217	206	0	0	0	0	0	0	0	0	0	0	0	0	0	0	63	84	21	4388	4130	9498	84.41%
218	209	0	0	0	0	0	0	0	0	0	0	0	0	0	0	63	84	21	4388	4130	8519	84.57%
219	210	0	0	0	0	1	0	0	0	0	0	0	0	1	210	64	84	20	4200	4340	8540	84.73%
220	211	0	0	0	0	0	0	0	0	0	0	0	0	0	0	64	84	20	4220	4340	8560	84.88%
221	212	0	0	0	0	0	0	0	0	0	0	0	0	0	0	64	84	20	4240	4340	8580	85.03%
222	213	0	0	0	0	0	0	0	0	0	0	0	0	0	0	64	84	20	4260	4340	8600	85.18%
223	214	0	0	0	0	0	0	0	0	0	1	0	0	1	214	65	84	19	4068	4554	8620	85.33%
224	215	0	0	0	0	0	0	0	0	0	0	0	0	0	0	65	84	19	4085	4554	8639	85.48%
225	216	0	0	0	0	0	0	0	0	0	0	0	0	0	0	65	84	19	4104	4554	8658	85.62%
226	217	0	0	0	0	0	0	0	0	0	0	0	0	0	0	65	84	19	4123	4554	8677	85.76%
227	218	0	0	0	0	0	0	0	0	0	0	0	0	0	0	65	84	19	4142	4554	8696	85.91%
228	219	0	0	0	0	0	0	0	0	0	0	0	0	0	0	65	84	19	4161	4554	8715	86.05%
229	220	0	0	0	0	0	0	0	0	0	0	0	0	0	0	65	84	19	4180	4554	8734	86.20%
230	230	0	0	0	0	0	0	0	0	0	0	0	0	0	0	65	84	19	4370	4554	8924	87.64%
231	240	0	0	0	0	0	0	0	0	0	0	0	1	1	240	66	84	18	4320	4794	9114	88.08%
232	250	0	1	1	0	0	0	0	0	0	0	0	0	2	500	68	84	18	4000	5294	9294	70.44%
233	280	0	0	0	0	0	0	0	0	0	0	0	0	0	0	68	84	18	4180	5264	9454	71.65%
234	270	0	0	0	0	0	0	1	0	0	0	0	0	1	270	69	84	18	4050	5584	9614	72.87%
235	280	0	0	0	0	0	0	0	0	0	0	0	0	0	0	69	84	15	4200	5584	9784	74.00%
236	290	0	0	0	0	0	1	0	0	0	0	0	0	1	290	70	84	14	4060	5864	9914	75.14%
237	300	0	0	0	0	0	0	1	0	0	1	0	0	2	300	72	84	12	3600	6454	10064	76.20%
238	310	0	0	0	0	0	0	0	0	0	0	0	0	0	0	72	84	12	3720	6454	10174	77.11%
239	330	0	0	0	0	0	0	0	0	0	0	0	0	0	0	72	84	12	3840	6454	10294	78.02%
240	339	0	0	0	0	0	0	0	0	0	0	0	0	0	0	72	84	12	3960	6454	10414	78.93%
241	340	0	0	0	0	0	0	0	0	0	0	0	0	0	0	72	84	12	4080	6454	10534	79.84%
242	350	0	0	0	0	0	0	0	0	0	0	0	0	0	0	72	84	12	4200	6454	10654	80.75%
243	360	0	0	0	0	0	0	0	0	1	0	0	0	1	360	73	84	11	3960	6814	10774	81.66%
244	370	0	0	0	0	0	0	0	0	0	0	0	0	0	0	73	84	11	4070	6814	10884	82.46%
245	380	0	0	0	0	0	0	0	0	0	0	0	0	0	0	73	84	11	4180	6814	10994	83.33%
246	390	0	0	0	0	0	1	0	0	0	0	1	0	2	780	75	84	9	2510	7594	11104	84.18%
247	400	0	0	0	1	0	1	1	0	0	0	0	3	1200	78	84	6	2400	8794	11194	84.84%	
248	500	0	0	0	0	0	0	0	0	0	0	0	0	0	0	78	84	6	3000	8794	11794	86.36%
249	600	0	0	0	0	0	0	0	0	0	0	0	1	1	300	79	84	5	3000	9394	12394	88.94%
250	700	1	0	0	1	1	0	0	0	0	0	0	0	3	2100	82	84	2	1400	11494	12894	87.73%
251	800	0	0	1	0	0	0	0	0	0	0	0	0	1	800	83	84	1	800	12294	13094	89.24%
252	800	0	1	0	0	0	0	0	0	0	0	0	0	1	900	84	84	0	0	13194	13194	100.00%



	A	B	C	D	E	F	G	H	I	J	K	L	M	N	O	P	Q	R	S	T	U	V
253	1000	0	0	0	0	0	0	0	0	0	0	0	0	0	0	84	84	0	0	13194	13194	100.00%
254	2000	0	0	0	0	0	0	0	0	0	0	0	0	0	0	84	84	0	0	13184	13184	100.00%
255		7	7	7	7	7	7	7	7	7	7	7	7	84	13194							

General Service 1 1/2" Meter Customers

	A	B	C	D	E	F	G	H	I	J	K	L	M	N	O	P	Q	R	S	T	U	V	
1	BILLING ANALYSIS																						
2	2000-2001																						
3	GENERAL																						
4	1 1/2"																						
5	(A)														(B)	(C)	(D)	(E)	(F)	(G)	(H)	(I)	(J)
6															BILLING	CUMULATIVE	TOTAL	EXCESS	EXCESS	CUMULATIVE	CON	%	
7															TOTAL	CONSUMPTION	BILLS	BILLS	CONSUMPTION	FACT	TOTAL		
8	GALLONS	2001	2001	2001	2001	2001	2001	2001	2001	2000	2000	2000	2000	TOTAL	CONSUMPTION	(SUM B)	(E-D)	(F-A)	(SUM C)	(G+H)			
9		JAN	FEB	MAR	APR	MAY	JUNE	JULY	AUG	SEPT	OCT	NOV	DEC	BILLS	(A+B)	(SUM B)	(E-D)	(F-A)	(SUM C)	(G+H)			
10	0	0	0	0	0	0	0	0	0	0	0	0	0	0	0	0	12	12	0	0	0	0	
11	1	0	0	0	0	0	0	0	0	0	0	0	0	0	0	0	12	12	12	0	12	0.76%	
12	2	0	0	0	0	0	0	0	0	0	0	0	0	0	0	0	12	12	24	0	24	1.56%	
13	3	0	0	0	0	0	0	0	0	0	0	0	0	0	0	0	12	12	36	0	36	2.34%	
14	4	0	0	0	0	0	0	0	0	0	0	0	0	0	0	0	12	12	48	0	48	3.11%	
15	5	0	0	0	0	0	0	0	0	0	0	0	0	0	0	0	12	12	60	0	60	3.89%	
16	6	0	0	0	0	0	0	0	0	0	0	0	0	0	0	0	12	12	72	0	72	4.67%	
17	7	0	0	0	0	0	0	0	0	0	0	0	0	0	0	0	12	12	84	0	84	5.45%	
18	8	0	0	0	0	0	0	0	0	0	0	0	0	0	0	0	12	12	96	0	96	6.23%	
19	9	0	0	0	0	0	0	0	0	0	0	0	0	0	0	0	12	12	108	0	108	7.01%	
20	10	0	0	0	0	0	0	0	0	0	0	0	0	0	0	0	12	12	120	0	120	7.79%	
21	11	0	0	0	0	0	0	0	0	0	0	0	0	0	0	0	12	12	132	0	132	8.57%	
22	12	0	0	0	0	0	0	0	0	0	0	0	0	0	0	0	12	12	144	0	144	9.34%	
23	13	0	0	0	0	0	0	0	0	0	0	0	0	0	0	0	12	12	156	0	156	10.12%	
24	14	0	0	0	0	0	0	0	0	0	0	0	0	0	0	0	12	12	168	0	168	10.90%	
25	15	0	0	0	0	0	0	0	0	0	0	0	0	0	0	0	12	12	180	0	180	11.68%	
26	16	0	0	0	0	0	0	0	0	0	0	0	0	0	0	0	12	12	192	0	192	12.46%	
27	17	0	0	0	0	0	0	0	0	0	0	0	0	0	0	0	12	12	204	0	204	13.24%	
28	18	0	0	0	0	0	0	0	0	0	0	0	0	0	0	0	12	12	216	0	216	14.02%	
29	19	0	0	0	0	0	0	0	0	0	0	0	0	0	0	0	12	12	228	0	228	14.80%	
30	20	0	0	0	0	0	0	0	0	0	0	0	0	0	0	0	12	12	240	0	240	15.57%	
31	21	0	0	0	0	0	0	0	0	0	0	0	0	0	0	0	12	12	252	0	252	16.35%	
32	22	0	0	0	0	0	0	0	0	0	0	0	0	0	0	0	12	12	264	0	264	17.13%	
33	23	0	0	0	0	0	0	0	0	0	0	0	0	0	0	0	12	12	276	0	276	17.91%	
34	24	0	0	0	0	0	0	0	0	0	0	0	0	0	0	0	12	12	288	0	288	18.69%	
35	25	0	0	0	0	0	0	0	0	0	0	0	0	0	0	0	12	12	300	0	300	19.47%	
36	26	0	0	0	0	0	0	0	0	0	0	0	0	0	0	0	12	12	312	0	312	20.25%	
36	27	0	0	0	0	0	0	0	0	0	0	0	0	0	0	0	12	12	324	0	324	21.03%	

	A	B	C	D	E	F	G	H	I	J	K	L	M	N	O	P	Q	R	S	T	U	V
37	26	0	0	0	0	0	0	0	0	0	0	0	0	0	0	0	12	12	336	0	336	21.60%
38	29	0	0	0	0	0	0	0	0	0	0	0	0	0	0	0	12	12	348	0	348	22.56%
39	30	0	0	0	0	0	0	0	0	0	0	0	0	0	0	0	12	12	360	0	360	23.30%
40	31	0	0	0	0	0	0	0	0	0	0	0	0	0	0	0	12	12	372	0	372	24.14%
41	32	0	0	0	0	0	0	0	0	0	0	0	0	0	0	0	12	12	384	0	384	24.82%
42	33	0	0	0	0	0	0	0	0	0	0	0	0	0	0	0	12	12	396	0	396	25.70%
43	34	0	0	0	0	0	0	0	0	0	0	0	0	0	0	0	12	12	408	0	408	26.46%
44	35	0	0	0	0	0	0	0	0	0	0	0	0	0	0	0	12	12	420	0	420	27.28%
45	36	0	0	0	0	0	0	0	0	0	0	0	0	0	0	0	12	12	432	0	432	28.03%
46	37	0	0	0	0	0	0	0	0	0	0	0	0	0	0	0	12	12	444	0	444	28.81%
47	38	0	0	0	0	0	0	0	0	1	0	0	0	1	36	1	12	11	418	36	454	29.69%
48	39	0	0	0	0	0	0	0	0	0	0	0	0	0	0	1	12	11	429	36	465	30.30%
49	40	0	0	0	0	0	0	0	0	0	0	0	0	0	0	1	12	11	440	36	476	31.02%
50	41	0	0	0	0	0	0	0	0	0	0	0	0	0	0	1	12	11	451	36	487	31.73%
51	42	0	0	0	0	0	0	0	0	0	0	0	0	0	0	1	12	11	462	36	500	32.45%
52	43	0	0	0	0	0	0	0	0	0	0	0	0	0	0	1	12	11	473	36	511	33.16%
53	44	0	0	0	0	0	0	0	0	0	0	0	0	0	0	1	12	11	484	36	522	33.87%
54	45	0	0	0	0	0	0	0	0	0	0	0	0	0	0	1	12	11	495	36	533	34.58%
55	46	0	0	0	0	0	0	0	0	0	0	0	0	0	0	1	12	11	506	36	544	35.30%
56	47	0	0	0	0	0	0	0	0	0	0	0	0	0	0	1	12	11	517	36	555	36.02%
57	48	0	0	0	0	0	0	0	0	0	0	0	0	0	0	1	12	11	528	36	566	36.73%
58	49	0	0	0	0	0	0	0	0	0	0	0	0	0	0	1	12	11	539	36	577	37.44%
59	50	0	0	0	0	0	0	0	0	0	0	0	0	0	0	1	12	11	550	36	588	38.16%
60	51	0	0	0	0	0	0	0	0	0	0	0	0	0	0	1	12	11	561	36	599	38.87%
61	52	0	0	0	0	0	0	0	0	0	0	0	0	0	0	1	12	11	572	36	610	39.58%
62	53	0	0	0	0	0	0	0	0	0	0	0	0	0	0	1	12	11	583	36	621	40.30%
63	54	0	0	0	0	0	0	0	0	0	0	0	0	0	0	1	12	11	594	36	632	41.01%
64	55	0	0	0	0	0	0	0	0	0	0	0	0	0	0	1	12	11	605	36	643	41.73%
65	56	0	0	0	0	0	0	0	0	0	0	0	0	0	0	1	12	11	616	36	654	42.44%
66	57	0	0	0	0	0	0	0	0	0	0	0	0	0	0	1	12	11	627	36	665	43.15%
67	58	0	0	0	0	0	0	0	0	0	0	0	0	0	0	1	12	11	638	36	676	43.87%
68	59	0	0	0	0	0	0	0	0	0	0	0	0	0	0	1	12	11	649	36	687	44.58%
69	60	0	0	0	0	0	0	0	0	0	0	0	0	0	0	1	12	11	660	36	698	45.30%
70	61	0	0	0	0	0	0	0	0	0	0	0	0	0	0	1	12	11	671	36	709	46.01%
71	62	0	0	0	0	0	0	0	0	0	0	0	0	0	0	1	12	11	682	36	720	46.72%
72	63	0	0	0	0	0	0	0	0	0	0	0	0	0	0	1	12	11	693	36	731	47.44%

	A	B	C	D	E	F	G	H	I	J	K	L	M	N	O	P	Q	R	S	T	U	V	
73	64	0	0	0	0	0	0	0	0	0	0	0	0	0	0	1	12	11	704	38	742	48.15%	
74	65	0	0	0	0	0	0	0	0	0	0	0	0	0	0	1	12	11	715	38	753	48.66%	
75	66	0	0	0	0	0	0	0	0	0	0	0	0	0	0	1	12	11	726	38	764	49.16%	
76	67	0	0	0	0	0	0	0	0	0	0	0	0	0	0	1	12	11	737	38	775	50.29%	
77	68	0	0	0	0	0	0	0	0	0	0	0	0	0	0	1	12	11	748	38	786	51.01%	
78	69	1	0	0	0	0	0	0	0	0	0	0	0	0	1	89	2	12	10	690	107	797	51.72%
79	70	0	0	0	0	0	0	0	0	0	0	0	0	0	0	2	12	10	700	107	807	52.37%	
80	71	0	0	0	0	0	0	0	0	0	0	0	0	0	0	2	12	10	710	107	817	53.02%	
81	72	0	0	0	0	0	0	0	0	0	0	0	0	0	0	2	12	10	720	107	827	53.67%	
82	73	0	0	0	0	0	0	0	0	0	0	0	0	0	0	2	12	10	730	107	837	54.32%	
83	74	0	0	0	0	0	0	0	0	0	0	0	0	0	0	2	12	10	740	107	847	54.96%	
84	75	0	0	0	0	0	0	0	0	0	0	0	0	0	0	2	12	10	750	107	857	55.61%	
85	76	0	0	0	0	0	0	0	0	0	0	0	0	0	0	2	12	10	760	107	867	56.26%	
86	77	0	0	0	0	0	0	0	0	0	0	0	0	0	0	2	12	10	770	107	877	56.91%	
87	78	0	0	0	0	0	0	0	0	0	0	0	0	0	0	2	12	10	780	107	887	57.56%	
88	79	0	0	0	0	0	0	0	0	0	0	0	0	0	0	2	12	10	790	107	897	58.21%	
89	80	0	0	0	0	0	0	0	0	0	0	0	0	0	0	2	12	10	800	107	907	58.86%	
90	81	0	0	0	0	0	0	0	0	0	0	0	0	0	0	2	12	10	810	107	917	59.51%	
91	82	0	0	0	0	0	0	0	0	0	0	0	0	0	0	2	12	10	820	107	927	60.16%	
92	83	0	0	1	0	0	0	0	0	0	0	0	0	1	83	3	12	9	747	190	937	60.80%	
93	84	0	0	0	0	0	0	0	0	0	0	0	0	0	0	3	12	9	759	190	946	61.39%	
94	85	0	0	0	0	1	0	0	0	0	0	0	0	1	85	4	12	8	690	275	955	61.97%	
95	86	0	0	0	0	0	0	0	0	0	0	0	0	0	0	4	12	8	698	275	963	62.49%	
96	87	0	0	0	0	0	0	0	0	0	0	0	0	0	0	4	12	8	696	275	971	63.01%	
97	88	0	0	0	0	0	0	0	0	0	0	0	0	0	0	4	12	8	704	275	979	63.53%	
98	89	0	0	0	0	0	0	0	0	0	0	0	0	0	0	4	12	8	712	275	987	64.05%	
99	90	0	0	0	0	0	0	0	0	0	0	0	0	0	0	4	12	8	720	275	995	64.57%	
100	91	0	1	0	0	0	0	0	0	0	0	0	0	1	91	5	12	7	637	368	1003	65.09%	
101	92	0	0	0	0	0	0	0	0	0	0	0	0	0	0	5	12	7	644	368	1010	65.54%	
102	93	0	0	0	0	0	0	0	0	0	0	0	0	0	0	5	12	7	651	368	1017	66.00%	
103	94	0	0	0	0	0	0	0	0	0	0	0	0	0	0	5	12	7	658	368	1024	66.45%	
104	95	0	0	0	0	0	0	0	0	0	0	0	0	0	0	5	12	7	665	368	1031	66.90%	
105	96	0	0	0	0	0	0	0	0	0	0	0	0	0	0	5	12	7	672	368	1038	67.35%	
106	97	0	0	0	0	0	0	0	0	0	0	0	0	0	0	5	12	7	679	368	1045	67.81%	
107	98	0	0	0	0	0	0	0	0	0	0	1	0	1	98	6	12	6	586	464	1052	68.27%	
108	99	0	0	0	0	0	0	0	0	0	0	0	0	0	0	6	12	6	594	464	1058	68.66%	

	A	B	C	D	E	F	G	H	I	J	K	L	M	N	O	P	Q	R	S	T	U	V
109	100	0	0	0	0	0	0	0	0	0	0	0	0	0	0	0	12	6	600	464	1064	90.05%
110	101	0	0	0	0	0	0	0	0	0	0	0	0	0	0	0	12	6	606	464	1070	89.44%
111	102	0	0	0	0	0	0	0	0	0	0	0	0	0	0	0	12	6	612	464	1076	89.82%
112	103	0	0	0	0	0	0	0	0	0	0	0	0	0	0	0	12	6	618	464	1082	70.21%
113	104	0	0	0	0	0	0	0	0	0	0	0	0	0	0	0	12	6	624	464	1088	70.60%
114	105	0	0	0	0	0	0	0	0	0	0	0	0	0	0	0	12	6	630	464	1094	70.99%
115	106	0	0	0	0	0	0	0	0	0	0	0	0	0	0	0	12	6	636	464	1100	71.38%
116	107	0	0	0	0	0	0	0	0	0	0	0	0	0	0	0	12	6	642	464	1106	71.77%
117	108	0	0	0	0	0	0	0	0	0	0	0	0	0	0	0	12	6	648	464	1112	72.16%
118	109	0	0	0	0	0	0	0	0	0	0	0	0	0	0	0	12	6	654	464	1118	72.55%
119	110	0	0	0	0	0	0	0	0	0	0	0	0	0	0	0	12	6	660	464	1124	72.94%
120	111	0	0	0	0	0	0	0	0	0	0	0	0	0	0	0	12	6	666	464	1130	73.33%
121	112	0	0	0	0	0	0	0	0	0	0	0	0	0	0	0	12	6	672	464	1136	73.72%
122	113	0	0	0	0	0	0	0	0	0	0	0	0	0	0	0	12	6	678	464	1142	74.11%
123	114	0	0	0	0	0	0	0	0	0	0	0	0	0	0	0	12	6	684	464	1148	74.50%
124	115	0	0	0	0	0	0	0	0	0	0	0	0	0	0	0	12	6	690	464	1154	74.89%
125	116	0	0	0	0	0	0	0	0	0	0	0	0	0	0	0	12	6	696	464	1160	75.28%
126	117	0	0	0	0	0	0	0	0	0	0	0	0	0	0	0	12	6	702	464	1166	75.67%
127	118	0	0	0	0	0	0	0	0	0	0	0	0	0	0	0	12	6	708	464	1172	76.06%
128	119	0	0	0	0	0	0	0	0	0	0	0	0	0	0	0	12	6	714	464	1178	76.45%
129	120	0	0	0	0	0	0	0	0	0	0	0	0	0	0	0	12	6	720	464	1184	76.84%
130	121	0	0	0	0	0	0	0	0	0	0	0	0	0	0	0	12	6	726	464	1190	77.22%
131	122	0	0	0	1	0	0	0	0	0	0	0	0	1	122	7	12	5	610	588	1196	77.61%
132	123	0	0	0	0	0	0	0	0	0	0	0	0	0	0	7	12	5	615	588	1201	77.94%
133	124	0	0	0	0	0	0	0	0	0	0	0	0	0	0	7	12	5	620	588	1206	78.29%
134	125	0	0	0	0	0	0	0	0	0	0	0	0	0	0	7	12	5	625	588	1211	78.64%
135	126	0	0	0	0	0	0	0	0	0	0	0	0	0	0	7	12	5	630	588	1216	78.91%
136	127	0	0	0	0	0	0	0	0	0	0	0	0	0	0	7	12	5	635	588	1221	79.25%
137	128	0	0	0	0	0	0	0	0	0	0	0	0	0	0	7	12	5	640	588	1226	79.50%
138	129	0	0	0	0	0	0	0	0	0	0	0	0	0	0	7	12	5	645	588	1231	79.80%
139	130	0	0	0	0	0	0	0	0	0	0	0	0	0	0	7	12	5	650	588	1236	80.21%
140	131	0	0	0	0	0	0	0	0	0	0	0	0	0	0	7	12	5	655	588	1241	80.53%
141	132	0	0	0	0	0	0	0	0	0	0	0	0	0	0	7	12	5	660	588	1246	80.86%
142	133	0	0	0	0	0	0	0	0	0	0	0	0	0	0	7	12	5	665	588	1251	81.18%
143	134	0	0	0	0	0	0	0	0	0	0	0	0	0	0	7	12	5	670	588	1256	81.51%
144	135	0	0	0	0	0	0	0	0	0	0	0	0	0	0	7	12	5	675	588	1261	81.83%

	A	B	C	D	E	F	G	H	I	J	K	L	M	N	O	P	Q	R	S	T	U	V	
145	136	0	0	0	0	0	0	0	0	0	0	0	0	1	1	136	8	12	4	544	722	1265	82.15%
146	137	0	0	0	0	0	0	0	0	0	0	0	0	0	0	0	8	12	4	548	722	1270	82.41%
147	138	0	0	0	0	0	0	0	0	0	0	0	0	0	0	0	8	12	4	552	722	1274	82.67%
148	139	0	0	0	0	0	0	0	0	0	0	0	0	0	0	0	8	12	4	556	722	1278	82.93%
149	140	0	0	0	0	0	0	0	0	0	0	0	0	0	0	0	8	12	4	560	722	1282	83.19%
150	141	0	0	0	0	0	0	0	0	0	0	0	0	0	0	0	8	12	4	564	722	1286	83.45%
151	142	0	0	0	0	0	0	0	0	0	0	0	0	0	0	0	8	12	4	568	722	1290	83.71%
152	143	0	0	0	0	0	0	0	0	0	0	0	0	0	0	0	8	12	4	572	722	1294	83.97%
153	144	0	0	0	0	0	0	0	0	0	0	0	0	0	0	0	8	12	4	576	722	1298	84.23%
154	145	0	0	0	0	0	0	0	0	0	0	0	0	0	0	0	8	12	4	580	722	1302	84.49%
155	146	0	0	0	0	0	0	0	0	0	0	0	0	0	0	0	8	12	4	584	722	1306	84.75%
156	147	0	0	0	0	0	0	0	0	0	0	0	0	0	0	0	8	12	4	588	722	1310	85.01%
157	148	0	0	0	0	0	0	0	0	0	0	0	0	0	0	0	8	12	4	592	722	1314	85.27%
158	149	0	0	0	0	0	0	0	0	0	0	0	0	0	0	0	8	12	4	596	722	1318	85.53%
159	150	0	0	0	0	0	0	0	0	0	0	0	0	0	0	0	8	12	4	600	722	1322	85.79%
160	151	0	0	0	0	0	0	0	0	0	0	0	0	0	0	0	8	12	4	604	722	1326	86.05%
161	152	0	0	0	0	0	0	0	0	0	0	0	0	0	0	0	8	12	4	608	722	1330	86.31%
162	153	0	0	0	0	0	0	0	0	0	0	0	0	0	0	0	8	12	4	612	722	1334	86.57%
163	154	0	0	0	0	0	0	0	0	0	0	0	0	0	0	0	8	12	4	616	722	1338	86.83%
164	155	0	0	0	0	0	0	0	0	0	0	0	0	0	0	0	8	12	4	620	722	1342	87.09%
165	156	0	0	0	0	0	0	0	0	0	0	0	0	0	0	0	8	12	4	624	722	1346	87.35%
166	157	0	0	0	0	0	0	0	0	0	0	0	0	0	0	0	8	12	4	628	722	1350	87.61%
167	158	0	0	0	0	0	0	0	0	0	0	0	0	0	0	0	8	12	4	632	722	1354	87.87%
168	159	0	0	0	0	0	0	0	0	0	0	0	0	0	0	0	8	12	4	636	722	1358	88.13%
169	160	0	0	0	0	0	0	0	0	0	0	0	0	0	0	0	8	12	4	640	722	1362	88.39%
170	161	0	0	0	0	0	0	0	0	0	0	0	0	0	0	0	8	12	4	644	722	1366	88.64%
171	162	0	0	0	0	0	0	0	0	0	0	0	0	0	0	0	8	12	4	648	722	1370	88.90%
172	163	0	0	0	0	0	0	0	0	0	0	0	0	0	0	0	8	12	4	652	722	1374	89.16%
173	164	0	0	0	0	0	0	0	0	0	0	0	0	0	0	0	8	12	4	656	722	1378	89.42%
174	165	0	0	0	0	0	0	0	0	0	0	0	0	0	0	0	8	12	4	660	722	1382	89.68%
175	166	0	0	0	0	0	0	0	0	0	0	0	0	0	0	0	8	12	4	664	722	1386	89.94%
176	167	0	0	0	0	0	0	1	0	0	0	0	0	0	1	167	9	12	3	501	889	1390	90.20%
177	168	0	0	0	0	0	0	0	0	0	0	0	0	0	0	0	8	12	3	504	889	1393	90.46%
178	169	0	0	0	0	0	0	0	0	0	0	0	0	0	0	0	8	12	3	507	889	1396	90.72%
179	170	0	0	0	0	0	0	0	0	0	0	0	0	0	0	0	8	12	3	510	889	1399	90.98%
180	171	0	0	0	0	0	0	0	0	0	0	0	0	0	0	0	8	12	3	513	889	1402	91.24%





	A	B	C	D	E	F	G	H	I	J	K	L	M	N	O	P	Q	R	S	T	U	V
217	208	0	0	0	0	0	0	0	0	0	0	0	0	0	0	10	12	2	418	1086	1512	98.12%
218	209	0	0	0	0	0	0	0	0	0	0	0	0	0	0	10	12	2	418	1086	1514	98.25%
219	210	0	0	0	0	0	0	0	0	0	0	0	0	0	0	10	12	2	420	1086	1516	98.38%
220	211	0	0	0	0	0	0	0	0	0	0	0	0	0	0	10	12	2	422	1086	1518	98.51%
221	212	0	0	0	0	0	0	0	0	0	0	0	0	0	0	10	12	2	424	1086	1520	98.64%
222	213	0	0	0	0	0	0	0	0	0	0	0	0	0	0	10	12	2	426	1086	1522	98.77%
223	214	0	0	0	0	0	0	0	0	0	0	0	0	0	0	10	12	2	428	1086	1524	98.90%
224	215	0	0	0	0	0	0	0	1	0	0	0	0	1	215	11	12	1	215	1311	1526	99.03%
225	216	0	0	0	0	0	0	0	0	0	0	0	0	0	0	11	12	1	216	1311	1527	99.09%
226	217	0	0	0	0	0	0	0	0	0	0	0	0	0	0	11	12	1	217	1311	1528	99.16%
227	218	0	0	0	0	0	0	0	0	0	0	0	0	0	0	11	12	1	218	1311	1529	99.22%
228	219	0	0	0	0	0	0	0	0	0	0	0	0	0	0	11	12	1	219	1311	1530	99.29%
229	220	0	0	0	0	0	0	0	0	0	0	0	0	0	0	11	12	1	220	1311	1531	99.35%
230	230	0	0	0	0	0	0	1	0	0	0	0	0	1	230	12	12	0	0	1541	1541	100.00%
231	240	0	0	0	0	0	0	0	0	0	0	0	0	0	0	12	12	0	0	1541	1541	100.00%
232	250	0	0	0	0	0	0	0	0	0	0	0	0	0	0	12	12	0	0	1541	1541	100.00%
233	260	0	0	0	0	0	0	0	0	0	0	0	0	0	0	12	12	0	0	1541	1541	100.00%
234	270	0	0	0	0	0	0	0	0	0	0	0	0	0	0	12	12	0	0	1541	1541	100.00%
235	280	0	0	0	0	0	0	0	0	0	0	0	0	0	0	12	12	0	0	1541	1541	100.00%
236	290	0	0	0	0	0	0	0	0	0	0	0	0	0	0	12	12	0	0	1541	1541	100.00%
237	300	0	0	0	0	0	0	0	0	0	0	0	0	0	0	12	12	0	0	1541	1541	100.00%
238	310	0	0	0	0	0	0	0	0	0	0	0	0	0	0	12	12	0	0	1541	1541	100.00%
239	320	0	0	0	0	0	0	0	0	0	0	0	0	0	0	12	12	0	0	1541	1541	100.00%
240	330	0	0	0	0	0	0	0	0	0	0	0	0	0	0	12	12	0	0	1541	1541	100.00%
241	340	0	0	0	0	0	0	0	0	0	0	0	0	0	0	12	12	0	0	1541	1541	100.00%
242	350	0	0	0	0	0	0	0	0	0	0	0	0	0	0	12	12	0	0	1541	1541	100.00%
243	360	0	0	0	0	0	0	0	0	0	0	0	0	0	0	12	12	0	0	1541	1541	100.00%
244	370	0	0	0	0	0	0	0	0	0	0	0	0	0	0	12	12	0	0	1541	1541	100.00%
245	380	0	0	0	0	0	0	0	0	0	0	0	0	0	0	12	12	0	0	1541	1541	100.00%
246	390	0	0	0	0	0	0	0	0	0	0	0	0	0	0	12	12	0	0	1541	1541	100.00%
247	400	0	0	0	0	0	0	0	0	0	0	0	0	0	0	12	12	0	0	1541	1541	100.00%
248	500	0	0	0	0	0	0	0	0	0	0	0	0	0	0	12	12	0	0	1541	1541	100.00%
249	600	0	0	0	0	0	0	0	0	0	0	0	0	0	0	12	12	0	0	1541	1541	100.00%
250	700	0	0	0	0	0	0	0	0	0	0	0	0	0	0	12	12	0	0	1541	1541	100.00%
251	800	0	0	0	0	0	0	0	0	0	0	0	0	0	0	12	12	0	0	1541	1541	100.00%
252	900	0	0	0	0	0	0	0	0	0	0	0	0	0	0	12	12	0	0	1541	1541	100.00%

	A	B	C	D	E	F	G	H	I	J	K	L	M	N	O	P	Q	R	S	T	U	V
253	1000	0	0	0	0	0	0	0	0	0	0	0	0	0	0	12	12	0	0	1541	1541	100.00%
254	2000	0	0	0	0	0	0	0	0	0	0	0	0	0	0	12	12	0	0	1541	1541	100.00%
255		1	1	1	1	1	1	1	1	1	1	1	1	12	1541							

General Service 2" Meter Customers



	A	B	C	D	E	F	G	H	I	J	K	L	M	N	O	P	Q	R	S	T	U	V
37	28	0	0	0	0	0	0	0	0	0	0	0	0	0	0	52	84	32	886	231	1127	6.63%
38	29	0	0	0	0	0	0	0	0	0	0	1	0	1	29	53	84	31	899	260	1159	6.62%
39	30	0	0	0	0	0	0	0	0	0	0	0	0	0	0	53	84	31	930	260	1190	7.00%
40	31	0	0	0	0	0	0	0	0	0	0	0	0	0	0	53	84	31	981	260	1221	7.18%
41	32	0	0	0	0	0	0	0	0	0	0	0	0	0	0	53	84	31	1032	260	1252	7.37%
42	33	0	0	0	0	0	0	0	0	0	0	0	0	0	0	53	84	31	1083	260	1283	7.55%
43	34	0	0	0	0	0	0	0	0	0	0	0	0	0	0	53	84	31	1084	260	1314	7.73%
44	35	0	0	0	0	0	0	0	0	0	0	0	0	0	0	53	84	31	1085	260	1345	7.91%
45	36	0	0	0	0	0	0	0	0	0	0	0	0	0	0	53	84	31	1116	260	1376	8.10%
46	37	0	0	0	0	0	0	0	0	0	0	0	0	0	0	53	84	31	1147	260	1407	8.28%
47	38	0	0	0	0	0	0	0	0	0	0	0	0	0	0	53	84	31	1178	260	1438	8.46%
48	39	0	0	0	0	0	0	0	0	0	0	0	0	0	0	53	84	31	1209	260	1469	8.64%
49	40	0	0	0	0	0	0	0	0	0	0	0	0	0	0	53	84	31	1240	260	1500	8.82%
50	41	0	0	0	0	0	0	0	0	0	0	0	0	0	0	53	84	31	1271	260	1531	9.01%
51	42	0	0	0	0	0	0	0	0	0	0	0	0	0	0	53	84	31	1302	260	1562	9.19%
52	43	0	0	0	0	0	0	0	0	1	0	0	0	1	43	54	84	30	1290	303	1563	9.37%
53	44	0	0	0	0	0	0	0	0	0	0	0	0	0	0	54	84	30	1320	303	1623	9.56%
54	45	0	0	0	0	0	0	0	0	0	0	0	0	0	0	54	84	30	1350	303	1653	9.72%
55	46	0	0	0	0	0	0	0	0	0	0	0	0	0	0	54	84	30	1380	303	1683	9.90%
56	47	0	0	0	0	0	0	0	0	0	0	0	0	0	0	54	84	30	1410	303	1713	10.08%
57	48	0	0	0	0	0	0	0	0	0	0	0	0	0	0	54	84	30	1440	303	1743	10.25%
58	49	0	0	0	0	0	0	0	0	0	0	0	0	0	0	54	84	30	1470	303	1773	10.43%
59	50	0	0	0	0	0	0	0	0	0	0	0	0	0	0	54	84	30	1500	303	1803	10.61%
60	51	0	0	0	0	0	0	0	0	0	0	0	0	0	0	54	84	30	1530	303	1833	10.78%
61	52	0	0	0	0	0	0	0	0	0	0	0	0	0	0	54	84	30	1560	303	1863	10.96%
62	53	0	0	0	0	0	0	0	0	0	0	0	0	0	0	54	84	30	1590	303	1893	11.14%
63	54	0	0	0	0	0	0	0	0	0	0	0	0	0	0	54	84	30	1620	303	1923	11.31%
64	55	0	0	0	0	0	0	0	0	0	0	0	0	0	0	54	84	30	1650	303	1953	11.49%
65	56	0	0	0	0	0	0	0	0	0	0	0	0	0	0	54	84	30	1680	303	1983	11.67%
66	57	0	0	0	0	0	0	0	0	0	0	0	0	0	0	54	84	30	1710	303	2013	11.84%
67	58	0	0	0	0	0	0	0	0	0	0	0	0	0	0	54	84	30	1740	303	2043	12.02%
68	59	0	0	0	0	0	0	0	0	0	0	0	0	0	0	54	84	30	1770	303	2073	12.20%
69	60	0	0	0	0	0	0	0	0	0	0	0	0	0	0	54	84	30	1800	303	2103	12.37%
70	61	0	0	0	0	0	0	0	0	0	0	0	0	0	0	54	84	30	1830	303	2133	12.55%
71	62	1	0	0	0	0	0	0	0	0	0	0	0	1	62	55	84	29	1798	365	2163	12.73%
72	63	0	0	0	0	0	0	0	0	0	0	0	0	0	0	55	84	29	1827	365	2192	12.90%

	A	B	C	D	E	F	G	H	I	J	K	L	M	N	O	P	Q	R	S	T	U	V
73	64	0	0	0	0	0	0	0	0	0	0	0	0	0	0	55	84	29	1856	365	2221	13.07%
74	65	0	0	0	0	0	0	0	0	0	0	0	0	0	0	55	84	29	1835	365	2250	13.24%
75	66	0	0	0	0	0	0	0	0	0	0	0	0	0	0	55	84	29	1914	365	2279	13.41%
76	67	0	0	0	0	0	0	0	0	0	0	0	0	0	0	55	84	29	1943	365	2308	13.58%
77	68	0	0	0	0	0	0	0	0	0	0	0	0	0	0	55	84	29	1972	365	2337	13.75%
78	69	0	0	0	0	0	0	0	0	0	0	0	0	0	0	55	84	29	2001	365	2366	13.92%
79	70	0	0	0	0	0	0	0	0	0	0	0	0	0	0	55	84	29	2030	365	2395	14.09%
80	71	0	0	0	0	0	0	0	0	0	0	0	0	0	0	55	84	29	2059	365	2424	14.26%
81	72	0	0	0	0	0	0	0	0	0	0	0	0	0	0	55	84	29	2088	365	2453	14.43%
82	73	0	0	0	0	0	0	0	0	0	0	0	0	0	0	55	84	29	2117	365	2482	14.60%
83	74	0	0	0	0	0	0	0	0	0	0	0	0	0	0	55	84	29	2146	365	2511	14.77%
84	75	0	0	0	0	0	0	0	0	0	0	0	0	0	0	55	84	29	2175	365	2540	14.94%
85	76	0	0	0	0	0	0	0	0	0	0	0	0	0	0	55	84	29	2204	365	2569	15.11%
86	77	1	0	0	0	0	0	0	0	0	0	0	0	0	77	56	84	29	2158	442	2598	15.28%
87	78	0	0	0	0	0	0	0	0	0	0	0	0	0	0	56	84	29	2184	442	2626	15.45%
88	79	0	0	0	0	0	0	0	0	0	0	0	0	0	0	56	84	29	2212	442	2654	15.61%
89	80	0	0	0	0	0	0	0	0	0	0	0	0	0	0	56	84	29	2240	442	2682	15.78%
90	81	0	0	0	0	0	0	0	0	0	0	0	0	0	0	56	84	29	2268	442	2710	15.94%
91	82	0	0	0	0	0	0	0	0	0	0	0	0	0	0	56	84	29	2296	442	2738	16.11%
92	83	0	0	0	0	0	0	0	0	0	0	0	0	0	0	56	84	29	2324	442	2766	16.27%
93	84	0	0	0	0	0	0	0	0	0	0	0	0	0	0	56	84	29	2352	442	2794	16.44%
94	85	0	0	0	0	0	0	0	0	0	0	0	0	0	0	56	84	29	2380	442	2822	16.60%
95	86	0	0	0	0	0	0	0	0	0	0	0	0	0	0	56	84	29	2408	442	2850	16.77%
96	87	0	0	0	0	0	0	0	0	0	0	0	0	0	0	56	84	29	2436	442	2878	16.93%
97	88	0	0	0	0	0	0	0	0	0	0	0	0	0	0	56	84	29	2464	442	2906	17.10%
98	89	0	0	0	0	0	0	0	0	0	0	0	0	0	0	56	84	29	2492	442	2934	17.26%
99	90	0	0	0	0	0	0	0	0	0	0	0	0	0	0	56	84	29	2520	442	2962	17.43%
100	91	0	0	0	0	0	0	0	0	0	0	0	0	0	0	56	84	29	2548	442	2990	17.59%
101	92	0	0	0	0	0	0	0	0	0	0	0	0	0	0	56	84	29	2576	442	3018	17.76%
102	93	0	0	0	0	0	0	0	0	0	0	0	0	0	0	56	84	29	2604	442	3046	17.92%
103	94	0	0	0	0	0	0	0	0	0	0	0	0	0	0	56	84	29	2632	442	3074	18.08%
104	95	0	0	0	0	0	0	0	0	0	0	0	0	0	0	56	84	29	2660	442	3102	18.25%
105	96	0	0	0	0	0	0	0	0	0	0	0	0	0	0	56	84	29	2688	442	3130	18.41%
106	97	0	0	0	0	0	0	0	0	0	0	0	1	1	97	57	84	27	2619	539	3158	18.58%
107	98	0	0	0	0	0	0	0	0	0	0	0	0	0	0	57	84	27	2648	539	3185	18.74%
108	99	0	0	0	0	0	0	0	0	0	0	0	0	0	0	57	84	27	2673	539	3212	18.90%

	A	B	C	D	E	F	G	H	I	J	K	L	M	N	O	P	Q	R	S	T	U	V
109	100	0	0	0	0	0	0	0	0	0	0	0	0	0	0	57	84	27	2700	539	3239	19.06%
110	101	0	0	0	0	0	0	0	0	0	0	0	0	0	0	57	84	27	2727	539	3266	19.21%
111	102	0	0	0	0	0	0	0	0	0	0	0	0	0	0	57	84	27	2754	539	3293	19.37%
112	103	0	0	0	0	0	0	0	0	0	0	0	0	0	0	57	84	27	2781	539	3320	19.53%
113	104	0	1	0	0	0	0	0	0	0	0	0	0	1	104	58	84	26	2704	643	3347	19.66%
114	105	0	0	0	0	0	0	0	0	0	0	0	0	0	0	58	84	28	2730	643	3373	19.84%
115	106	0	1	0	0	0	0	0	0	0	0	0	0	1	106	59	84	25	2650	749	3399	20.00%
116	107	0	0	0	0	0	0	0	0	0	0	0	0	0	0	59	84	25	2675	749	3424	20.14%
117	108	0	0	0	0	0	0	0	0	0	0	0	0	0	0	59	84	25	2700	749	3449	20.29%
118	109	0	1	0	0	0	0	0	0	0	0	0	0	1	109	60	84	26	2619	858	3474	20.44%
119	110	0	0	0	0	0	0	0	0	0	0	0	0	0	0	60	84	24	2640	858	3498	20.58%
120	111	0	0	0	0	0	0	0	0	0	0	0	0	0	0	60	84	24	2664	858	3522	20.72%
121	112	0	0	0	0	0	0	0	0	0	0	0	0	0	0	60	84	24	2688	858	3546	20.86%
122	113	0	0	0	0	0	0	0	0	0	0	0	0	0	0	60	84	24	2712	858	3570	21.00%
123	114	0	0	0	0	0	0	0	0	0	0	0	0	0	0	60	84	24	2736	858	3594	21.14%
124	115	0	0	0	0	0	0	0	0	0	0	0	0	0	0	60	84	24	2760	858	3618	21.28%
125	116	0	0	0	0	0	0	0	0	0	0	0	0	0	0	60	84	24	2784	858	3642	21.43%
126	117	0	0	0	0	0	0	0	0	0	0	0	0	0	0	60	84	24	2808	858	3666	21.57%
127	118	0	0	0	0	0	0	0	0	0	0	0	0	0	0	60	84	24	2832	858	3690	21.71%
128	119	0	0	0	0	0	0	0	0	0	0	0	0	0	0	60	84	24	2856	858	3714	21.85%
129	120	0	0	0	0	0	0	0	0	0	0	0	0	0	0	60	84	24	2880	858	3738	21.99%
130	121	0	0	0	0	0	0	0	0	0	0	0	0	0	0	60	84	24	2904	858	3762	22.13%
131	122	0	0	0	0	0	0	0	0	0	0	0	0	0	0	60	84	24	2928	858	3786	22.27%
132	123	0	0	0	0	0	0	0	0	0	0	0	0	0	0	60	84	24	2952	858	3810	22.41%
133	124	0	0	0	0	0	0	0	0	0	0	0	0	0	0	60	84	24	2976	858	3834	22.56%
134	125	0	0	0	0	0	0	0	0	0	0	0	0	0	0	60	84	24	3000	858	3858	22.70%
135	126	0	0	0	0	0	0	0	0	0	0	0	0	0	0	60	84	24	3024	858	3882	22.84%
136	127	0	0	0	0	0	0	0	0	0	0	0	0	0	0	60	84	24	3048	858	3906	22.98%
137	128	0	0	0	0	0	0	0	0	0	0	0	0	0	0	60	84	24	3072	858	3930	23.12%
138	129	0	0	0	0	0	0	0	0	0	0	0	0	0	0	60	84	24	3096	858	3954	23.26%
139	130	0	0	0	0	0	0	0	0	0	0	0	0	0	0	60	84	24	3120	858	3978	23.40%
140	131	0	0	0	0	0	0	0	0	0	0	0	0	0	0	60	84	24	3144	858	4002	23.54%
141	132	0	0	0	0	0	0	0	0	0	0	0	0	0	0	60	84	24	3168	858	4026	23.68%
142	133	0	0	0	0	0	0	0	0	0	0	0	0	0	0	60	84	24	3192	858	4050	23.83%
143	134	0	0	0	0	0	0	0	0	0	0	0	0	0	0	60	84	24	3216	858	4074	23.97%
144	135	0	0	0	0	0	0	0	0	0	0	0	0	0	0	60	84	24	3240	858	4098	24.11%

	A	B	C	D	E	F	G	H	I	J	K	L	M	N	O	P	Q	R	S	T	U	V
145	136	0	0	0	0	0	0	0	0	0	0	0	0	0	0	60	84	24	3264	858	4122	24.25%
146	137	0	0	0	0	0	0	0	0	0	0	0	0	0	0	60	84	24	3288	858	4146	24.36%
147	138	0	0	0	0	0	0	0	0	0	0	0	0	0	0	60	84	24	3312	858	4170	24.53%
148	139	0	0	0	0	0	0	0	0	0	0	0	0	0	0	60	84	24	3336	858	4194	24.67%
149	140	0	0	0	0	0	0	0	0	0	0	0	0	0	0	60	84	24	3360	858	4218	24.81%
150	141	0	0	0	0	0	0	0	0	0	0	0	0	0	0	60	84	24	3384	858	4242	24.96%
151	142	0	0	0	0	0	0	0	0	0	0	0	0	0	0	60	84	24	3408	858	4266	25.10%
152	143	0	0	0	0	0	0	0	0	0	0	0	0	0	0	60	84	24	3432	858	4290	25.24%
153	144	0	0	0	0	0	0	0	0	0	0	0	0	0	0	60	84	24	3456	858	4314	25.38%
154	145	0	0	0	0	0	0	0	0	0	0	0	0	0	0	60	84	24	3480	858	4338	25.52%
155	146	0	0	0	0	0	0	0	0	0	0	0	0	0	0	60	84	24	3504	858	4362	25.66%
156	147	0	0	0	0	0	0	0	0	0	0	0	0	0	0	60	84	24	3528	858	4386	25.80%
157	148	0	0	0	0	0	0	0	0	0	0	0	0	0	0	60	84	24	3552	858	4410	25.94%
158	149	0	0	0	0	0	0	0	0	0	0	0	0	0	0	60	84	24	3576	858	4434	26.08%
159	150	0	0	0	0	0	0	0	0	0	0	0	0	0	0	60	84	24	3600	858	4458	26.23%
160	151	0	0	0	0	0	0	0	0	0	0	0	0	0	0	60	84	24	3624	858	4482	26.37%
161	152	0	0	0	0	0	0	0	0	0	0	0	0	0	0	60	84	24	3648	858	4506	26.51%
162	153	0	0	0	0	0	0	0	0	0	0	0	0	0	0	60	84	24	3672	858	4530	26.65%
163	154	0	0	0	0	0	0	0	0	0	0	0	0	0	0	60	84	24	3696	858	4554	26.79%
164	155	0	0	0	0	0	0	0	0	0	0	0	0	0	0	60	84	24	3720	858	4578	26.93%
165	156	0	0	0	0	0	0	0	0	0	0	0	0	0	0	60	84	24	3744	858	4602	27.07%
166	157	0	0	0	0	0	0	0	0	0	0	0	0	0	0	60	84	24	3768	858	4626	27.21%
167	158	0	0	0	0	0	0	0	0	0	0	0	0	0	0	60	84	24	3792	858	4650	27.36%
168	159	0	0	0	0	0	0	0	0	0	0	0	0	0	0	60	84	24	3816	858	4674	27.50%
169	160	0	0	0	0	0	0	0	0	0	0	0	0	0	0	60	84	24	3840	858	4698	27.64%
170	161	0	0	0	0	0	0	0	0	0	0	0	0	0	0	60	84	24	3864	858	4722	27.78%
171	162	0	0	0	0	0	0	0	0	0	0	0	0	0	0	60	84	24	3888	858	4746	27.92%
172	163	0	0	0	0	0	0	0	0	0	0	0	0	0	0	60	84	24	3912	858	4770	28.06%
173	164	0	0	0	0	0	0	0	0	0	0	0	0	0	0	60	84	24	3936	858	4794	28.20%
174	165	0	0	0	0	0	0	0	0	0	0	0	0	0	0	60	84	24	3960	858	4818	28.34%
175	166	0	0	0	0	0	0	0	0	0	0	0	0	0	0	60	84	24	3984	858	4842	28.48%
176	167	0	0	0	0	0	0	0	0	0	0	0	0	0	0	60	84	24	4008	858	4866	28.63%
177	168	0	0	0	0	0	0	0	0	0	0	0	0	0	0	60	84	24	4032	858	4890	28.77%
178	169	0	0	0	0	0	0	0	0	0	0	0	0	0	0	60	84	24	4056	858	4914	28.91%
179	170	0	0	0	0	0	0	0	0	0	0	0	0	0	0	60	84	24	4080	858	4938	29.05%
180	171	0	0	0	0	0	0	0	0	0	0	0	0	0	0	60	84	24	4104	858	4962	29.19%

LAWSON CONSULTING

LAWSON CONSULTING

LAWSON CONSULTING



	A	B	C	D	E	F	G	H	I	J	K	L	M	N	O	P	Q	R	S	T	U	V
181	172	0	0	0	0	0	0	0	0	0	0	0	0	0	0	60	84	24	4128	858	4985	29.33%
182	173	0	0	0	0	0	0	0	0	0	0	0	0	0	0	60	84	24	4132	858	5010	29.47%
183	174	0	0	0	0	0	0	0	0	0	0	0	0	0	0	60	84	24	4178	858	5034	29.62%
184	175	0	0	0	0	0	0	0	0	0	0	0	0	0	0	60	84	24	4200	858	5058	29.78%
185	176	0	0	0	0	0	0	0	0	0	0	0	0	0	0	60	84	24	4224	858	5082	29.90%
186	177	0	0	0	0	0	0	0	0	0	0	0	0	0	0	60	84	24	4248	858	5106	30.04%
187	178	0	0	0	0	0	0	0	0	0	0	0	0	0	0	60	84	24	4272	858	5130	30.18%
188	179	0	0	0	0	0	0	0	0	0	0	0	0	0	0	60	84	24	4296	858	5154	30.32%
189	180	0	0	0	0	0	0	0	0	0	0	0	0	0	0	60	84	24	4320	858	5178	30.46%
190	181	0	0	0	0	0	0	0	0	0	0	0	0	0	0	60	84	24	4344	858	5202	30.60%
191	182	0	0	0	0	0	0	0	0	0	0	0	0	0	0	60	84	24	4368	858	5226	30.74%
192	183	0	0	0	0	0	0	0	0	0	0	0	0	0	0	60	84	24	4392	858	5250	30.89%
193	184	0	0	0	0	0	0	0	0	0	0	0	0	0	0	60	84	24	4416	858	5274	31.03%
194	185	0	0	0	0	0	0	0	0	0	0	0	0	0	0	60	84	24	4440	858	5298	31.17%
195	186	0	0	0	0	0	0	0	0	0	0	0	0	0	0	60	84	24	4464	858	5322	31.31%
196	187	0	0	0	0	0	0	0	0	0	0	0	0	0	0	60	84	24	4488	858	5346	31.45%
197	188	0	0	0	0	0	0	0	0	0	0	0	0	0	0	60	84	24	4512	858	5370	31.59%
198	189	0	0	0	0	0	0	0	0	0	0	0	0	0	0	60	84	24	4536	858	5394	31.73%
199	190	0	0	0	0	0	0	0	0	0	0	0	0	0	0	60	84	24	4560	858	5418	31.87%
200	191	0	0	0	0	0	0	0	0	0	0	0	0	0	0	60	84	24	4584	858	5442	32.02%
201	192	0	0	0	0	0	0	0	0	0	0	0	0	0	0	60	84	24	4608	858	5466	32.16%
202	193	0	0	0	0	0	0	0	0	0	0	0	0	0	0	60	84	24	4632	858	5490	32.30%
203	194	0	0	0	0	0	0	0	0	0	0	0	0	0	0	60	84	24	4656	858	5514	32.44%
204	195	0	0	0	0	0	0	0	0	0	0	0	0	0	0	60	84	24	4680	858	5538	32.58%
205	196	0	0	0	0	0	0	0	0	0	0	0	0	0	0	60	84	24	4704	858	5562	32.72%
206	197	0	0	0	0	0	0	0	0	0	0	0	0	0	0	60	84	24	4728	858	5586	32.86%
207	198	0	0	0	0	0	0	0	0	0	0	0	0	0	0	60	84	24	4752	858	5610	33.00%
208	199	0	0	0	0	0	0	0	0	0	0	0	0	0	0	60	84	24	4776	858	5634	33.15%
209	200	0	0	0	0	0	0	0	0	0	0	0	0	0	0	60	84	24	4800	858	5658	33.29%
210	201	0	0	0	0	0	0	0	0	0	0	0	0	0	0	60	84	24	4824	858	5682	33.43%
211	202	0	0	0	0	0	0	0	0	0	0	0	0	0	0	60	84	24	4848	858	5706	33.57%
212	203	0	0	0	0	0	0	0	0	0	0	0	0	0	0	60	84	24	4872	858	5730	33.71%
213	204	0	0	0	0	0	0	0	0	0	0	0	0	0	0	60	84	24	4896	858	5754	33.85%
214	205	0	0	0	0	0	0	0	0	0	0	0	0	0	0	60	84	24	4920	858	5778	33.99%
215	206	0	0	0	0	0	0	0	0	0	0	0	0	0	0	60	84	24	4944	858	5802	34.13%
216	207	0	0	0	0	0	0	0	0	0	0	0	0	0	0	60	84	24	4968	858	5826	34.27%





**APPENDIX F**

**Property Taxes**

Personal Property Tax:

Original Cost - Plant in Service (12/00)	1,878,442
Assessed Value	1,124,180
Assessment Rate	59.85%
Millage Rate per \$1000	17.811
Current Taxes	\$20,022.78

140013611 0015208  
CHARLES L. BRYAN  
HIGHLANDS COUNTY TAX COLLECTOR

2001 TANGIBLE PERSONAL PROPERTY 03128290000  
NOTICE OF AD VALOREM TAXES AND NON-AD VALOREM ASSESSMENTS

ACCOUNT NUMBER	ESCROW CD	ASSESSED VALUE	EXEMPTIONS	TAXABLE VALUE	MILLAGE CODE
000000-00071000037		1,124,180	0	1,124,180	40

0013511 01 AV D.255 \*\*AUTO T7 D 0898 33852-1

PLACID LAKES UTILITIES INC  
2000 JEFFERSON AVE NO  
LAKE PLACID FL 33852-6621

000400 WASHINGTON BLVD NW

AD VALOREM TAXES

AXIUM AUTHORITY	MILLAGE RATE (COEFFICIENT PER \$1000 OF TAXABLE VALUE)	TAXABLE VALUE	TAX AMOUNT
001 COUNTY GENERAL	0.3000		8,555.53
002 SCHOOL			
GENERAL FUND	5.9870		6,730.47
CAPITAL IMPROVEMENT	2.0000		2,248.38
BASIC DISCRETIONARY	.5100		573.23
SUPPL DISCRETIONARY	.1970		221.47
011 SOUTHWEST FLORIDA WATER MGMT			
DISTRICT	.4220		474.40
PEACE RIVER BASIN	.1950		219.22

TOTAL MILLAGE 17.8110 AD VALOREM TAXES \$20,022.78

NON-AD VALOREM ASSESSMENTS

ISSUING AUTHORITY	RATE	AMOUNT
		\$ .00

NON-AD VALOREM ASSESSMENTS \$ .00

COMBINED TAXES AND ASSESSMENTS		\$20,022.78	PAY ONLY ONE AMOUNT	See reverse side for important information.
NOV 30 2001	DEC 31 2001	JAN 31 2002	FEB 28 2002	MAR 31 2002
19,221.87	19,422.10	19,822.32	19,822.55	20,022.78
				April 1st Taxes are Delinquent

RETAIN THIS PORTION FOR YOUR RECORDS

IF PAID BY

CHARLES L. BRYAN  
HIGHLANDS COUNTY TAX COLLECTOR

2001 TANGIBLE PERSONAL PROPERTY 03128290000  
NOTICE OF AD VALOREM TAXES AND NON-AD VALOREM ASSESSMENTS

ACCOUNT NUMBER	ESCROW CD	ASSESSED VALUE	EXEMPTIONS	TAXABLE VALUE	MILLAGE CODE
000000-00071000037		1,124,180	0	1,124,180	40

0013511 P  
LACID LAKES UTILITIES INC  
000 JEFFERSON AVE NO  
AKE PLACID FL 33852-6621

000400 WASHINGTON BLVD NW

AV0014475 0010173  
CHARLES L. BRYAN  
HIGHLANDS COUNTY TAX COLLECTOR

2001 REAL ESTATE 0177161000  
NOTICE OF AD VALOREM TAXES AND NON-AD VALOREM ASSESSMENTS

ACCOUNT NUMBER	ESCROW CD	ASSESSED VALUE	EXEMPTIONS	TAXABLE VALUE	MILLAGE CODE
143729-12000G00020		13,988	0	13,988	40

R

0014475 01 AV 0.255 \*\*AUTO TO 0 0098 33852-1

PLACID LAKES UTILITIES INC  
2000 JEFFERSON AVE NO  
LAKE PLACID FL 33852-6621

00000300 WASHINGTON BLVD NW  
PLACID LAKES SEC 12  
PB 8-PG 8  
AN 88 X 212 FT TR IN SWLY  
PORT OF TR G  
0.42 ACRES

AD VALOREM TAXES

TAXING AUTHORITY	MILLAGE RATE (POLYVALUED PROPERTIES USE BOOK OF TAXABLE VALUE)	TAXABLE VALUE
001 COUNTY GENERAL	8.5000	118.73
002 SCHOOL		
GENERAL FUND	5.9870	83.63
CAPITAL IMPROVEMENT	2.0000	27.94
BASIC DISCRETIONARY	.5100	7.12
SUPPL DISCRETIONARY	.1970	2.76
1011 SOUTHWEST FLORIDA WATER MGMT DISTRICT	.4220	5.89
PEACE RIVER BASIN	.1850	2.72

TOTAL MILLAGE 17.9110 AD VALOREM TAXES \$248.79

NON-AD VALOREM ASSESSMENTS

ISSUING AUTHORITY	RATE	AMOUNT
081 PLACID LAKES S80		20.00

NON-AD VALOREM ASSESSMENTS \$20.00

COMBINED TAXES AND ASSESSMENTS \$268.79 PAY ONLY ONE AMOUNT See reverse side for important information.

NOV 30 2001	DEC 31 2001	JAN 31 2002	FEB 28 2002	MAR 31 2002	April 1st Taxes are Delinquent
258.04	260.73	263.41	268.10	268.79	

RETAIN THIS PORTION FOR YOUR RECORDS

IF PAID BY

CHARLES L. BRYAN 2001 REAL ESTATE 0177161000  
HIGHLANDS COUNTY TAX COLLECTOR NOTICE OF AD VALOREM TAXES AND NON-AD VALOREM ASSESSMENTS

ACCOUNT NUMBER	ESCROW CD	ASSESSED VALUE	EXEMPTIONS	TAXABLE VALUE	MILLAGE CODE
143729-12000G00020		13,988	0	13,988	40

0014475 R  
PLACID LAKES UTILITIES INC  
2000 JEFFERSON AVE NO  
LAKE PLACID FL 33852-6621

00000300 WASHINGTON BLVD NW  
PLACID LAKES SEC 12  
PB 8-PG 8  
AN 88 X 212 FT TR IN SWLY  
PORT OF TR G  
0.42 ACRES

VINYL SIGNATURE TO CHARLES L. BRYAN TAX COLLECTOR - 2000 JEFFERSON AVE - PLACID FL 33852-6621





343.5 Tools, Shop & Garage Equipment

10/17/01

**Placid Lakes Utilities, Inc.**  
**Account QuickReport**  
As of December 31, 2000

Type	Date	Num	Name	Memo	Split	Amount	Balance
101 - Utility Plant In Service							5,259.39
343.5 - Tools, Shop & Garage Equip.							5,259.39
Check	06/07/2000	5710	Hughes Supply	Misc. Tools	131.2 - Cash in ...	70.62	5,330.01
Total 343.5 - Tools, Shop & Garage Equip.						70.62	5,330.01
Total 101 - Utility Plant In Service						70.62	5,330.01
<b>TOTAL</b>						<b>70.62</b>	<b>5,330.01</b>



# INVOICE

INVOICE DATE	INVOICE NUMBER	PAGE
05/12/00	44051048-01	1

SEBRING BLDG MAT/ELECT/PL  
 P.O. BOX 102188  
 ATLANTA, GA 30368-2188  
 Telephone 941-655-2411

SOLD TO:

SHIPPED TO:



1 1 6806 HP \*\*4183  
 LAKE PLACID HOLDING COMPANY  
 D/B/A PLACID LAKE UTIL, INC  
 2000 JEFFERSON AVENUE  
 LAKE PLACID FL 33852-6621

LAKE PLACID HOLDING COMPANY  
 D/B/A PLACID LAKE UTIL, INC  
 2000 JEFFERSON AVENUE  
 LAKE PLACID, FL 33852

CUSTOMER NO.	CUSTOMER ORDER NO.	JOB	WRITER	SALESMAN	TERMS AND CONDITIONS OF SALE ON REVERSE SIDE			
89435126	UTILITY		OCS	GDC				
REFERENCE	SHIP VIA	DATE SHIPPED	ORDER DATE					
44051048-01	PICK UP	05/12/00	05/11/00					
OUR CODE NO.	DESCRIPTION	ORDERED	BACK ORDERED	SHIPPED	UNIT PRICE	UNIT	NET AMOUNT	
U44157	44-157 PRO LHSP SHOVEL UNION	1	0	1	22.00	EA	22.00	
U45195	45-195 PRO LHRP SHOVEL UNION	2	0	2	22.00	EA	44.00	
*HUGHES SUPPLY STOCKS OVER 85,000 DIFFERENT PRODUCTS FOR TIMELY DELIVERY.* NO CREDIT WILL BE ALLOWED FOR GOODS RETURNED WITHOUT OUR PERMISSION. ALL RETURNS SUBJECT TO RESTOCKING, HANDLING AND FREIGHT CHARGES.					NET AMOUNT		66.00	
					FREIGHT		0.00	
					TAX 1.00%		0.66	
					6.00%		3.96	
					<b>INVOICE AMOUNT</b>		<b>70.62</b>	

### 347.5 Miscellaneous Equipment

10/17/01

**Placid Lakes Utilities, Inc.**  
**Account QuickReport**  
As of December 31, 2000

Type	Date	Num	Name	Memo	Split	Amount	Balance
101 · Utility Plant In Service							9,851.92
347.5 · Miscellaneous Equipment							9,851.92
Check	08/17/2000	5827	Sam's Club	Camera	131.2 · Cash in ...	448.98	10,300.90
General Journal	12/31/2000			Meter Reading...	620.3 · Supplie...	10,863.58	21,264.48
Total 347.5 · Miscellaneous Equipment						11,412.56	21,264.48
Total 101 · Utility Plant In Service						11,412.56	21,284.48
<b>TOTAL</b>						<b>11,412.56</b>	<b>21,264.48</b>

PLACID LAKES UTILITIES

030918

002002

000

ACCOUNT #: 49 0957 880398 3 SAM'S CLUB  
 INVOICE #: 001853 DATE OF SALE: 07-08-00  
 TRANSACTION #: 01853 AUTHORIZATION: 000757

P.O. #:  
 CLUB #: 6445  
 REGISTER #: 019

S.K.U.	DESCRIPTION	QUANTITY	UNIT	PRICE	EXT. PRICE
300983	TIDE W/BLCH ULTRA 2	1	EA	16.99	16.99
331416	PLUSH MATS 3X5	1	EA	17.99	17.99
421112	GREASE PROOF MAT	2	EA	26.99	53.98
920855	10-PK SHOP TOWELS	1	EA	14.97	14.97
200399	FROST WIDEMOUTH	1	EA	13.48	13.48
270893	SHOP TOWELS	2	EA	8.99	17.98
078466	TERRY TOWELS	2	EA	8.96	17.92
613918	PRETZEL NUGGETS	1	EA	4.99	4.99

\*\*\*\*\*  
 SUB 158.30 TAX 10.74 TOTAL INVOICE 169.04

PLACID LAKES UTILITIES

030918

000

ACCOUNT #: 49 0957 880398 3 SAM'S CLUB  
 INVOICE #: 009584 DATE OF SALE: 08-05-00  
 TRANSACTION #: 09584 AUTHORIZATION: 001387

P.O. #:  
 CLUB #: 6445  
 REGISTER #: 016

S.K.U.	DESCRIPTION	QUANTITY	UNIT	PRICE	EXT. PRICE
104368	CHLORINE TABLETS 3"	2	EA	69.98	139.96
137501	MAVICA 10X ZOOM	1	EA	448.98	448.98
148043	FRUIT 2-0 WATER	2	EA	9.99	19.98
185536	FRUIT PUNCH	1	EA	13.48	13.48
187148	BOUNTY PAPER TOWELS	3	EA	11.70	35.10
113918	PRETZEL NUGGETS	3	EA	4.99	14.97
185319	ORANGE	1	EA	13.48	13.48
123845	KING SZ MARKER 12 PK	1	EA	7.99	7.99
104648	75 PACK	1	EA	15.00	15.00
100399	FROST WIDEMOUTH	1	EA	13.48	13.48

\*\*\*\*\*  
 SUB 722.42 TAX 49.53 TOTAL INVOICE 771.95

ACCOUNT #: P.O. #:  
 INVOICE #: DATE OF SALE: CLUB #:  
 TRANSACTION #: AUTHORIZATION: REGISTER #:

S.K.U. DESCRIPTION QUANTITY UNIT PRICE EXT. PRICE

\*\*\*\*\*  
 SUB TAX TOTAL INVOICE



# SUNSTATE METER & SUPPLY, INC.

14001 HWY. 26 EAST  
 NEWBERRY, FLORIDA 32669  
 PHONE (352) 332-7106 • FAX (352) 332-5604

DATE: \_\_\_\_\_

"DISTRIBUTOR FOR MAJOR BRANDS OF WATER AND SEWER SYSTEMS SUPPLIES"

HAVE A NICE DAY

DATE	JEFFERSON	NET TO DATE	14874	2103/00	11.42
------	-----------	-------------	-------	---------	-------

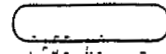
**S** PLACID LAKES UTILITIES **S** PLACID LAKES UTILITIES **DUE DATE:** 4/22/00 **DGC#** 5095  
**D** 2000 JEFFERSON AVENUE **P** 2000 JEFFERSON AVENUE \*\*\*\*\*  
**T** LAKE PLACID FL 33852 **T** LAKE PLACID FL 33852 **SLSPR:** 01 VALUE ADDED SALES, 1% \*\*\*\*\*  
**O** LAKE PLACID FL 33852 **O** LAKE PLACID FL 33852 **TAX :** 001 FLORIDA SALES TAX \*\*\*\*\*  
**FINANCE CHARGE IS COMPUTED BY A PERIODIC RATE OF 1 1/2% PER MONTH WHICH IS AN ANNUAL RATE OF 18% PER YEAR APPLIED TO THE PREVIOUS BALANCE WITHOUT DEDUCTING CURRENT PAYMENTS AND/OR EDITS APPLIED ON THIS ACCOUNT. OUR CURRENT PRICE POLICY IS PRICE IN EFFECT AT TIME OF SHIPMENT.** **ORDR** 9182

QUOTED	ORDERED	UNIT	SKU	DESCRIPTION	UNITS	PRICE/EA	EXTENSION
1		EA	12343-004	NEPTUNE, SOLUTION IN A BOX	1	5000.00 /EA	5,000.00
1		EA	12252-000	DAP 9300 2HB UNIT w/ EZ ROUTE HANDHELD SOFTWARE-(includes; keypad,template,hand strap, 3 Nicad batteries,cert.sarwai	1	2000.00 /EA	2,000.00
1		EA	12250-000	UNIVERSAL CRADLE,for each handheld,(includes: power and TB-15 and TB-9 cable ;	1	450.00 /EA	450.00
1		EA	12348-000	MASTER CRADLE COMPLETE {MULTIPLE HP SYSTEMS}	1	393.00 /EA	393.00
1		EA	1203t-710	PRO-READ HAND / includes {DAP HR-2330 ADAPTER reads PROREAD,SENSUS, with HAND EXTENSION/BLANK	1	2500.00 /EA	2,500.00

CONT D

# SUNSTATE METER & SUPPLY, INC.

14001 HWY. 26 EAST  
 NEWBERRY, FLORIDA 32669  
 PHONE (352) 332-7106 • FAX (352) 332-5604



"DISTRIBUTOR FOR MAJOR BRANDS OF WATER AND SEWER SYSTEMS SUPPLIES"

HAVE A NICE DAY

DATE	AMOUNT	NET TO PAY	DATE	AMOUNT
------	--------	------------	------	--------

S  
O  
L  
D  
PLACID LAKES UTILITIES  
2000 JEFFERSON AVENUE

S  
H  
I  
P  
PLACID LAKES UTILITIES  
2000 JEFFERSON AVENUE

DUE DATE: 4/22/00

POC# 5095

T  
O  
LAKE PLACID FL 33852

T  
O  
LAKE PLACID FL 33852

SLSFR: 03 VALUE ADDED SALES, INC.

\*\*\*\*\*  
INVOICE #

TAX: 901 FLORIDA SALES TAX

ORD# 9162

FINANCE CHARGE IS COMPUTED BY A PERIODIC RATE OF 1 1/2% PER MONTH WHICH IS AN ANNUAL RATE OF 3% PER YEAR APPLIED TO THE PREVIOUS BALANCE WITHOUT DEDUCTING CURRENT PAYMENTS AND/OR CREDITS APPLIED ON THIS ACCOUNT. OUR CURRENT PRICE POLICY IS PRICE IN EFFECT AT TIME OF SHIPMENT.

QUANTITY	ORDERED	UN	SKU	DESCRIPTION	UNITS	PRICE/PER	EXTENSION
				DROP SHIP FROM SCHLUM			
				TRUCK ALLOW, SHIPPED 3/17/00			
				** AMOUNT CHARGED TO STORE ACCOUNT **	10,963.58	TAXABLE	10342.00
						NON-TAXABLE	0.00
						SUBTOTAL	10342.00
						TAX AMOUNT	620.58
						TOTAL AMOUNT	10962.58

New EZ Route  
 Handhelds + touch pad.

10,963.58



**APPENDIX C**

**Utility Plant in Service Additions 01/01/01-08/31/01**

**Placid Lakes Utilities, Inc.**  
 Plant in Service Additions-2001 (Thru 8/31/01)

Acct.	Description	In Service	Cost
331	Capitalized Labor	Var.	875.93
		TOTAL	875.93
333	Johnson Ave Pushunder	01/04/01	95.00
333	Carole Ct Pushunder	01/04/01	95.00
333	Lincoln Rd Pushunder	01/22/01	95.00
333	Challenge Ave 1" Service to Blowoff	08/18/01	180.00
333	Adams Rd Pushunder	08/18/01	95.00
333	127 Orange Rd Pushunder (Serv Replacemt)	08/25/01	95.00
333	100 Ida Ave Pushunder	07/14/01	95.00
333	Corp Stops (12), Saddles, Couplings	08/17/01	520.84
333	Corp Stops (4), Saddles, Couplings	04/04/01	214.04
		TOTAL	1,484.88
334	30 Meters 5/8 x 3/4"	08/17/01	2,496.30
334	12 Meter Boxes	08/17/01	965.45
334	10 Meters 5/8 x 3/4"	06/21/01	845.51
334	Meter Boxes (6)	05/02/01	1,057.96
334	1" Meter Box	01/15/01	219.83
334	10 Meters 5/8 x 3/4", 24 Meter Boxes, couplings	Var.	3,123.69
		TOTAL	8,708.74
346	Cellphone (I1000)	07/19/01	115.56
		TOTAL	115.56
TOTAL INVOICES			<u>11,185.11</u>

#### 331.4 Transm. & Distribution Mains

10/17/01

**Placid Lakes Utilities, Inc.**  
**Account QuickReport**  
 As of October 17, 2001

Type	Date	Num	Name	Memo	Split	Amount	Balance
<b>101 - Utility Plant In Service</b>							906,448.56
<b>331.4 - Transmission &amp; Distrib.Mains</b>							906,448.56
Paycheck	03/22/2001	6216	Brewer, Clarence E		131.2 - Cash in ...	38.43	906,486.99
Paycheck	03/22/2001	6217	Brewer, Nathan		131.2 - Cash in ...	52.56	906,539.55
Paycheck	03/22/2001	6219	Hutchins, Scott G		131.2 - Cash in ...	32.22	906,571.77
Paycheck	03/22/2001	6220	Powers, Jr., William T.		131.2 - Cash in ...	27.60	906,599.37
Paycheck	04/19/2001	6267	Brewer, Clarence E		131.2 - Cash in ...	25.62	906,624.99
Paycheck	04/19/2001	6270	Powers, Jr., William T.		131.2 - Cash in ...	18.40	906,643.39
Paycheck	06/07/2001	6342	Brewer, Clarence E		131.2 - Cash in ...	12.81	906,656.20
Paycheck	06/07/2001	6343	Brewer, Nathan		131.2 - Cash in ...	0.00	906,656.20
Paycheck	06/07/2001	6345	Hutchins, Scott G		131.2 - Cash in ...	32.22	906,688.42
Paycheck	06/07/2001	6346	Powers, Jr., William T.		131.2 - Cash in ...	9.20	906,697.62
Paycheck	06/14/2001	6355	Brewer, Clarence E		131.2 - Cash in ...	64.05	906,761.67
Paycheck	06/14/2001	6357	Hutchins, Scott G		131.2 - Cash in ...	53.70	906,815.37
Paycheck	06/14/2001	6358	Powers, Jr., William T.		131.2 - Cash in ...	46.00	906,861.37
Paycheck	06/20/2001	6367	Brewer, Clarence E		131.2 - Cash in ...	89.67	906,951.04
Paycheck	06/20/2001	6370	Powers, Jr., William T.		131.2 - Cash in ...	36.80	906,987.84
Paycheck	06/20/2001	6369	Hutchins, Scott G		131.2 - Cash in ...	64.44	907,052.28
Paycheck	07/05/2001	6399	Brewer, Nathan		131.2 - Cash in ...	0.00	907,052.28
Paycheck	07/19/2001	6425	Brewer, Clarence E		131.2 - Cash in ...	25.62	907,077.90
Paycheck	07/19/2001	6427	Hutchins, Scott G		131.2 - Cash in ...	64.44	907,142.34
Paycheck	07/19/2001	6428	Powers, Jr., William T.		131.2 - Cash in ...	18.40	907,160.74
Paycheck	08/23/2001	6486	Hutchins, Scott G		131.2 - Cash in ...	53.70	907,214.44
Paycheck	08/30/2001	6494	Brewer, Clarence E		131.2 - Cash in ...	64.05	907,278.49
Paycheck	08/30/2001	6498	Powers, Jr., William T.		131.2 - Cash in ...	46.00	907,324.49
Paycheck	09/12/2001	6514	Brewer, Clarence E		131.2 - Cash in ...	38.43	907,362.92
Paycheck	09/12/2001	6517	Powers, Jr., William T.		131.2 - Cash in ...	27.60	907,390.52
Paycheck	09/20/2001	6533	Brewer, Clarence E		131.2 - Cash in ...	64.05	907,454.57
Paycheck	09/20/2001	6535	Hutchins, Scott G		131.2 - Cash in ...	53.70	907,508.27
Paycheck	09/20/2001	6536	Powers, Jr., William T.		131.2 - Cash in ...	46.00	907,554.27
Paycheck	09/27/2001	6543	Brewer, Clarence E		131.2 - Cash in ...	76.86	907,631.13
Paycheck	09/27/2001	6545	Hutchins, Scott G		131.2 - Cash in ...	64.44	907,695.57
Paycheck	09/27/2001	6547	Powers, Jr., William T.		131.2 - Cash in ...	55.20	907,750.77
Paycheck	10/11/2001	6574	Brewer, Clarence E		131.2 - Cash in ...	32.03	907,782.80
Paycheck	10/11/2001	6577	Powers, Jr., William T.		131.2 - Cash in ...	23.00	907,805.80
<b>Total 331.4 - Transmission &amp; Distrib.Mains</b>						<b>1,357.24</b>	<b>907,805.80</b>
<b>Total 101 - Utility Plant In Service</b>						<b>1,357.24</b>	<b>907,805.80</b>
<b>TOTAL</b>						<b>1,357.24</b>	<b>907,805.80</b>

*This year time sheets show  
 Hrs worked on trans. + dist. mains  
 All of this is time our guys spent  
 working —*

## 333.4 Services

# PUGH UTILITIES SERVICE, INC.

760 Henscratch Road  
LAKE PLACID, FLORIDA 33852  
(941) 465-6911

# PUGH UTILITIES SERVICE, INC.

760 Henscratch Road  
LAKE PLACID, FLORIDA 33852  
(941) 465-6911

CUSTOMER'S ORDER NO.		PHONE		DATE			
				12 9 00			
NAME PLACID LAKE UTILITIES							
ADDRESS							
SOLD BY	CASH	C.O.D.	CHARGE	ON ACCT.	MOSE RETD.	PAID OUT	
QTY.	DESCRIPTION					PRICE	AMOUNT
	READ PUSHBOX FOR METER SERVICE ON JOHNSON AVE						
	PARTS SUPPLIED BY PLU						
20	2' PVC PIPE SCH 160						
50	1' POLY TUBING						
5	3/4" POLY TUBING						
1	4" x 1" BRASS SADDLE						
1	1" BRASS CORP STOP						
1	1" x 3/4" x 3/4" BRASS Y						
1	3/4" FIP x 3/4" POLY BRAC ADAPTOR						
1	3/4" BRASS PLUG						
1	FURN METER BOX ASSEMBLY						
						TAX	
RECEIVED BY						TOTAL	95.00

CUSTOMER'S ORDER NO.		PHONE		DATE			
				12 9 00			
NAME PLACID LAKE UTILITIES							
ADDRESS							
SOLD BY	CASH	C.O.D.	CHARGE	ON ACCT.	MOSE RETD.	PAID OUT	
QTY.	DESCRIPTION					PRICE	AMOUNT
	READ PUSHBOX FOR METER SERVICE ON CAROLE ST.						
	PARTS SUPPLIED BY PLU						
30	2' PVC PIPE SCH 160						
						TAX	
RECEIVED BY						TOTAL	95.00

11534

All claims and returned goods  
MUST be accompanied by this bill.

**Thank You**

11535

All claims and returned goods  
MUST be accompanied by this bill.

**Thank You**

Pugh Utilities Service, Inc.  
760 Henscratch Road  
Lake Placid, Florida 33852  
(863) 465-6911

January 22, 2001

Placid Lakes Utilities  
2000 Jefferson Blvd.  
Lake Placid, Florida 33852

Road pushunder for meter service on Lincoln Road NW.

Parts supplied by Placid Lakes Utilities:

1 - 6" x 1" Brass Saddle  
1 - 1" Brass Corp Stop  
1 - 1" x 3/4" x 3/4" Brass Y  
1 - 3/4" x FIP x 3/4" Poly Brass Adaptor  
1 - 3/4" Brass Plug  
1 - Ford Meter Box Assembly  
25' - 2" PVC Pipe  
50' - 1" Poly Tubing  
5' - 3/4" Poly Tubing

Total \$95.00

PUGH UTILITIES SERVICE, INC.  
760 HENSCRATCH ROAD  
LAKE PLACID, FLORIDA 33852  
(863) 465-6911

AUGUST 25, 2001

PLACID LAKES UTILITIES  
200 JEFFERSON BLVD.  
LAKE PLACID, FLORIDA 33852

8/4/01

PUSHUNDER TO REPLACE METER SERVICE AT 127 ORANGE RD. NE.

PARTS SUPPLIED BY PLACID LAKES UTILITIES:

50' - 1" POLY TUBING  
5' - 3/4" POLY TUBING  
20' - 2" PVC PIPE  
1 - 3" x 1" BRASS SADDLE  
1 - 1" BRASS CORP. STOP  
1 - 1" x 3/4" x 3/4" BRASS Y

COST: \$95.00

8/18/01

CHALLENGER AVENUE, RAN A 1" METER SERVICE & INSTALLED AT #2  
BLWOFF.

PARTS SUPPLIED BY PLACID LAKES UTILITIES:

150' - 1" POLY TUBING  
5" - 3/4" POLY TUBING  
2 - 6" x 2" BRASS SADDLES  
2 - 2" BRASS GATE VALVES  
2 - 2" x CLOSE BRASS NIPPLES  
1 - 2" x 1" PVC REDUCER  
1 - 1" BRASS CORP. STOP  
1 - 2" PVC MALE ADAPTOR  
2 - 2" 90 PVC ELBOWS  
6' - 2" SCH 160 PVC PIPE  
3 - THRUST BLOCKS  
1 - FORD METER BOX ASSEMBLY  
1 - 1" x 3/4" x 3/4" BRASS Y  
1 - 3/4" FIP x 3/4" POLY BRASS ADAPTOR  
1 - 3/4" BRASS PLUG

COST FOR EXTRA TIME: \$180.00



8/18/01

PUSHUNDER FOR NEW HOME ON ADAM RD. NW.

PARTS SUPPLIED BY PLACID LAKES UTILITIES:

50' - 1" POLY TUBING

25' - 2" PVC PIPE SCH 160

5' - 3/4" POLY TUBING

1 - 6" x 1" BRASS SADDLE

1 - 1" BRASS CORP STOP

1 - 1" x 3/4" x 3/4" BRASS Y

1 - 3/4" FIP x 3/4" POLY BRASS ADAPTOR

1 - 3/4" BRASS PLUG

1 - FORD METER BOX

COST: \$95.00

TOTAL: \$370.00

PUGH UTILITIES SERVICE, INC.  
760 HENSCRATCH ROAD  
LAKE PLACID, FLORIDA 33852  
(863) 465-6911

AUGUST 25, 2001

PLACID LAKES UTILITIES  
200 JEFFERSON BLVD.  
LAKE PLACID, FLORIDA 33852

8/4/01

PUSHUNDER TO REPLACE METER SERVICE AT 127 ORANGE RD. NE.

PARTS SUPPLIED BY PLACID LAKES UTILITIES:

50' - 1" POLY TUBING  
5' - 3/4" POLY TUBING  
20' - 2" PVC PIPE  
1 - 3" x 1" BRASS SADDLE  
1 - 1" BRASS CORP. STOP  
1 - 1" x 3/4" x 3/4" BRASS Y

COST: \$95.00

8/18/01

CHALLENGER AVENUE, RAN A 1" METER SERVICE & INSTALLED AT #2  
BLWOFF.

PARTS SUPPLIED BY PLACID LAKES UTILITIES:

150' - 1" POLY TUBING  
5' - 3/4" POLY TUBING  
2 - 6" x 2" BRASS SADDLES  
2 - 2" BRASS GATE VALVES  
2 - 2" x CLOSE BRASS NIPPLES  
1 - 2" x 1" PVC REDUCER  
1 - 1" BRASS CORP. STOP  
1 - 2" PVC MALE ADAPTOR  
2 - 2" 90 PVC ELBOWS  
6' - 2" SCH 160 PVC PIPE  
3 - THRUST BLOCKS  
1 - FORD METER BOX ASSEMBLY  
1 - 1" x 3/4" x 3/4" BRASS Y  
1 - 3/4" FIP x 3/4" POLY BRASS ADAPTOR  
1 - 3/4" BRASS PLUG

COST FOR EXTRA TIME: \$180.00


# PLACID UTILITIES SERVICE, INC.

760 Henscratch Road  
LAKE PLACID, FLORIDA 33852  
(863) 465-6911

CUSTOMER'S ORDER NO.		PHONE		DATE 7-14-01	
NAME PLACID LAKES UTILITIES					
ADDRESS					
SOLD BY	CASH	C.O.D.	CHARGE	ON ACCT.	PAID OUT
QTY.	DESCRIPTION			PRICE	AMOUNT
	ROAD PUSHUNDER FOR MOTOR SERVICE				
	AT 100 JDA AVE FURNACE HOME				
	PARTS SUPPLIED BY PLU.				
1	4" x 1" BRASS STAPLE				
1	1" BRASS CORP STOP				
1	1" x 3/4" x 3/4" BRASS Y				
1	3/4" FITA 3/4" POLY BRASS ADAPTER				
1	3/4" BRASS PLUG				
1	FORD MOTOR BOX ASSEMBLY				
30'	2" PVC PIPE SCH 160				
1	2" PVC COUPLING				
70'	1" POLY TUBING				
5'	3/4" POLY TUBING				
				TAX	
RECEIVED BY				TOTAL	95.00

All claims and returned goods MUST be accompanied by this bill.

15781

 To Reorder:  
800-225-6380 or nebs.com

Thank You

# SUNSTATE METER & SUPPLY, INC.

14001 W. NEWBERRY ROAD  
 NEWBERRY, FLORIDA 32669-2710  
 PHONE (352) 332-7106 • FAX (352) 332-5604

"DISTRIBUTOR FOR MAJOR BRANDS OF WATER AND SEWER SYSTEMS SUPPLIES"

HAVE A NICE DAY

100657	1	BILL	NET 30 DAYS	SONYA	8/17/01	12:25
--------	---	------	-------------	-------	---------	-------

**S** PLACID LAKES UTILITIES      **S** PLACID LAKES UTILITIES      DUE DATE: 9/16/01      DDC# 14778  
**L** 2000 JEFFERSON AVENUE      **H** 2000 JEFFERSON AVENUE  
**D**      **I**      **P**      \*\*\*\*\*  
**T** LAKE PLACID FL 33852      **T** LAKE PLACID FL 33852      SLSPR: 03 VALUE ADDED SALES, INC.      \$ INVOICE \$  
**O**      **O**      TAX : 001 FLORIDA SALES TAX      \*\*\*\*\*  
 (841) 444-8767      (841) 444-8767      ORDR 44997

FINANCE CHARGE IS COMPUTED BY A PERIODIC RATE OF 1 1/2% PER MONTH WHICH IS AN ANNUAL RATE OF 18% PER YEAR APPLIED TO THE PREVIOUS BALANCE WITHOUT DEDUCTING CURRENT PAYMENTS AND/OR CREDITS APPLIED ON THIS ACCOUNT. OUR CURRENT PRICE POLICY IS PRICE IN EFFECT AT TIME OF SHIPMENT.

QTY	SHIPPED	ORDERED	UN	SKU	DESCRIPTION	UNITS	PRICE /EA	EXTENSION
1	30		EA	ED2B31R6B8SA46	5/8 X 3/4 T-10 GALLON METER W/PLS BTM - 6-WHEEL PRO-READ ENCODER - SA46 OPTION S/N 74908725-8744 74956038-6039 74927139-7140 74908914 74908924 74908859 75124591 74908923 75124582	30	78.50 /EA	2,355.00
3	30		EA	11396-000	NEPTUNE, PRO-READ REGULAR MAXI DISCOUNT 100.00% PIT PAD RECEPICAL	30	/EA	D

334

CONT'D

# SUNSTATE METER & SUPPLY, INC.

14001 W. NEWBERRY ROAD  
 NEWBERRY, FLORIDA 32669-2710  
 PHONE (352) 332-7106 • FAX (352) 332-5604

PAGE NO 2

"DISTRIBUTOR FOR MAJOR BRANDS OF WATER AND SEWER SYSTEMS SUPPLIES"

HAVE A NICE DAY

200457	1	BILL	NET 30 DAYS	SONYA	8/17/01	12:25
--------	---	------	-------------	-------	---------	-------

S O L D	PLACID LAKES UTILITIES 2000 JEFFERSON AVENUE	S H I P	PLACID LAKES UTILITIES 2000 JEFFERSON AVENUE	DUE DATE:	9/16/01	DOC#	14778	
T O	LAKE PLACID FL 33852 (941) 444-8767	T O	LAKE PLACID FL 33852 (941) 444-8767	SLSPR:	03 VALUE ADDED SALES, INC.	*****	INVOICE *	
FINANCE CHARGE IS COMPUTED BY A PERIODIC RATE OF 1% PER MONTH WHICH IS AN ANNUAL RATE OF 12% PER YEAR APPLIED TO THE PREVIOUS BALANCE WITHOUT DEDUCTING CURRENT PAYMENTS AND/OR CREDITS APPLIED ON THIS ACCOUNT. OUR CURRENT PRICE POLICY IS PRICE IN EFFECT AT TIME OF SHIPMENT.				TAX :	001 FLORIDA SALES TAX	*****	ORDR	44997

#	SHIPPED	ORDERED	UM	SKU	DESCRIPTION	UNITS	PRICE/PER	EXTENSION
5					6 FT WIRE			
6	12		EA	1-F1000	1" CORP STOP CC x PJ/CTS	12	21.70 /EA	260.40
7	6		EA	S70-404	4 X 1 CC BRASS SADDLE	6	17.74 /EA	106.44
8	10		EA	C44-44	1" STRAIGHT COUPLING PJ/CTS x PJ/CTS	10	8.95 /EA	89.50
9								
10	12		EA	G148-233L	SINGLE GULFBOX PJ/CTSxMIP W/LOCKING LID	12	75.90 /EA	910.80
11					TRUCK ADD SHIPPED 08/16/01			
12								
13								
14	1		EA	SHIP	SHIPPING INFORMATION	1	37.12 /EA	37.12 N
** AMOUNT CHARGED TO STORE ACCOUNT **						3,982.59	TAXABLE	3722.14
							NON-TAXABLE	37.12
							SUBTOTAL	3759.26
							TAX AMOUNT	223.33
							TOTAL AMOUNT	3982.59

# SUNSTATE METER & SUPPLY, INC.

14001 W. NEWBERRY ROAD  
 NEWBERRY, FLORIDA 32669-2710  
 PHONE (352) 332-7106 • FAX (352) 332-5604

PAGE NO 1

"DISTRIBUTOR FOR MAJOR BRANDS OF WATER AND SEWER SYSTEMS SUPPLIES"

HAVE A NICE DAY

200657	1	SCOTT	PO # SCOTT	NET 30 DAYS	SONYA	4/ 4/01	10:24
--------	---	-------	------------	-------------	-------	---------	-------

S  
O PLACID LAKES UTILITIES  
L  
D 2000 JEFFERSON AVENUE

S  
H PLACID LAKES UTILITIES  
I  
P 2000 JEFFERSON AVENUE

DUE DATE: 5/ 4/01

DOC# 12178

\*\*DUPLICATE\*\*

\* INVOICE \*

T  
O LAKE PLACID FL 33852

T  
O LAKE PLACID FL 33852

SLSPR: 03 VALUE ADDED SALES, INC. \*\*\*\*\*

TAX : 001 FLORIDA SALES TAX

ORDR 37228

FINANCE CHARGE IS COMPUTED BY A PERIODIC RATE OF 1 1/2% PER MONTH WHICH IS AN ANNUAL RATE OF 18% PER YEAR APPLIED TO THE PREVIOUS BALANCE WITHOUT DEDUCTING CURRENT PAYMENTS AND/OR CREDITS APPLIED ON THIS ACCOUNT. OUR CURRENT PRICE POLICY IS PRICE IN EFFECT AT TIME OF SHIPMENT.

#	SHIPPED	ORDERED	UM	SKU	DESCRIPTION	UNITS	PRICE/PER	EXTENSION
1	1		EA	C44-33	3/4" STRAIGHT COUPLING PJ/CTS	1	7.82 /EA	7.82
2					x PJ/CTS			
3	2		EA	Y44-243	1 x 3/4 x 3/4 Y-BRANCH PJ/CTS	2	16.18 /EA	32.36
4	4		EA	1-F1000	1" CORP STOP CC x PJ/CTS	4	21.70 /EA	86.80
5	1		EA	S70-304	3x1 CC BRASS SADDLE	1	15.07 /EA	15.07
6	3		EA	S70-404	4 X 1 CC BRASS SADDLE	3	17.74 /EA	53.22
7					UPS ADD SHIPPED 04/04/01			
8	1		EA	SHIP	SHIPPING INFORMATION	1	7.05 /EA	7.05 N
** AMOUNT CHARGED TO STORE ACCOUNT **						214.04	TAXABLE	195.27
							NON-TAXABLE	7.05
							SUBTOTAL	202.32
							TAX AMOUNT	11.72
							TOTAL AMOUNT	214.04

#### 334.4 Meters & Meter Installations

# SUNSTATE METER & SUPPLY, INC.

14001 W. NEWBERRY ROAD  
 NEWBERRY, FLORIDA 32669-2710  
 PHONE (352) 332-7106 • FAX (352) 332-5604

"DISTRIBUTOR FOR MAJOR BRANDS OF WATER AND SEWER SYSTEMS SUPPLIES"

HAVE A NICE DAY

200657	1	BILL	NET 30 DAYS	SONYA	8/17/01	12:25
--------	---	------	-------------	-------	---------	-------

S O L D	PLACID LAKES UTILITIES 2000 JEFFERSON AVENUE	S H I P	PLACID LAKES UTILITIES 2000 JEFFERSON AVENUE	DUE DATE:	9/16/01	DOC#	14778
------------------	---	------------------	---	-----------	---------	------	-------

T O	LAKE PLACID FL 33852 (941) 444-8767	T O	LAKE PLACID FL 33852 (941) 444-8767	SLSPR:	03 VALUE ADDED SALES, INC.	* INVOICE *	*****
				TAX :	001 FLORIDA SALES TAX		

FINANCE CHARGES COMPUTED BY A PERIODIC RATE OF 1 1/2% PER MONTH, WHICH IS AN ANNUAL RATE OF 18% PER YEAR APPLIED TO THE PREVIOUS BALANCE WITHOUT DEDUCTING CURRENT PAYMENTS AND/OR CREDITS APPLIED ON THIS ACCOUNT. OUR CURRENT PRICE POLICY IS PRICE IN EFFECT AT TIME OF SHIPMENT.

ORDR 44997

#	SHIPPED	ORDERED	UN	SKU	DESCRIPTION	UNITS	PRICE/PER	EXTENSION
1	30		EA	ED2B31R668SA46	5/8 X 3/4 T-10 GALLON METER W/PLS BTM - 6-WHEEL PRO-READ ENCODER - SA46 OPTION S/N 74908725-8744 74956038-6039 74927139-7140 74908914 74908924 74908859 75124591 74908923 75124582	30	78.50 /EA	2,355.00
3	30		EA	11396-000	NEPTUNE, PRO-READ REGULAR MAXI DISCOUNT 100.00% PIT PAD RECEPTICAL	30	/EA	D

334

CONT'D



# SUNSTATE METER & SUPPLY, INC.

14001 W. NEWBERRY ROAD  
 NEWBERRY, FLORIDA 32669-2710  
 PHONE (352) 332-7106 • FAX (352) 332-5604

"DISTRIBUTOR FOR MAJOR BRANDS OF WATER AND SEWER SYSTEMS SUPPLIES"

HAVE A NICE DAY

200657	1	BILL	NET 30 DAYS	SONYA	8/17/01	12:25
--------	---	------	-------------	-------	---------	-------

S  
O PLACID LAKES UTILITIES  
D 2000 JEFFERSON AVENUE

S  
H PLACID LAKES UTILITIES  
P 2000 JEFFERSON AVENUE

DUE DATE: 9/16/01

DOC# 14778

T  
O LAKE PLACID FL 33852

T  
O LAKE PLACID FL 33852

SLSPR: 03 VALUE ADDED SALES, INC.

\*\*\*\*\*  
 † INVOICE †  
 \*\*\*\*\*

(941) 444-8767  
 A FINANCE CHARGE IS COMPUTED BY A PERIODIC RATE OF 1% PER MONTH, WHICH IS AN ANNUAL RATE OF 12% PER YEAR APPLIED TO THE PREVIOUS BALANCE WITHOUT DEDUCTING CURRENT PAYMENTS AND/OR CREDITS APPLIED ON THIS ACCOUNT. OUR CURRENT PRICE POLICY IS PRICE IN EFFECT AT TIME OF SHIPMENT.

TAX : 001 FLORIDA SALES TAX

ORDR 44997

LN#	SHIPPED	ORDERED	UM	SKU	DESCRIPTION	UNITS	PRICE/PER	EXTENSION
15					6 FT WIRE			
16	12		EA	1-F1000	1" CORP STOP CC x PJ/CTS	12	21.70 /EA	260.40
17	6		EA	S70-404	4 X 1 CC BRASS SADDLE	6	17.74 /EA	106.44
18	10		EA	C44-44	1" STRAIGHT COUPLING PJ/CTS x PJ/CTS	10	8.95 /EA	89.50
19								
20	12		EA	G148-233L	SINGLE GULFBOX PJ/CTSxMIP	12	75.90 /EA	910.80
21					W/LOCKING LID			
22					TRUCK ADD SHIPPED 08/16/01			
23								
24	1		EA	SHIP	SHIPPING INFORMATION	1	37.12 /EA	37.12 N
** AMOUNT CHARGED TO STORE ACCOUNT **						3,982.59	TAXABLE	3722.14
							NON-TAXABLE	37.12
							SUBTOTAL	3759.26
							TAX AMOUNT	223.33
							TOTAL AMOUNT	3982.59

# SUNSTATE METER & SUPPLY, INC.

14001 W. NEWBERRY ROAD  
 NEWBERRY, FLORIDA 32669-2710  
 PHONE (352) 332-7106 • FAX (352) 332-5604

PAGE NO 1

"DISTRIBUTOR FOR MAJOR BRANDS OF WATER AND SEWER SYSTEMS SUPPLIES"

HAVE A NICE DAY

200657	1	SCOTT		NET 30 DAYS	SONYA	6/21/01	12:46
--------	---	-------	--	-------------	-------	---------	-------

S  
O  
L  
D  
PLACID LAKES UTILITIES  
2000 JEFFERSON AVENUE

S  
H  
I  
P  
PLACID LAKES UTILITIES  
2000 JEFFERSON AVENUE

DUE DATE: 7/21/01

DOC# 13729

\*\*\*\*\*

\* INVOICE \*

\*\*\*\*\*

T  
O  
LAKE PLACID FL 33852

T  
O  
LAKE PLACID FL 33852

SLSPR: 03 VALUE ADDED SALES, INC.

TAX : 001 FLORIDA SALES TAX

ORDR 41862

FINANCE CHARGE IS COMPUTED BY A PERIODIC RATE OF 1 1/2% PER MONTH, WHICH IS AN ANNUAL RATE OF 18% PER YEAR APPLIED TO THE PREVIOUS BALANCE WITHOUT DEDUCTING CURRENT PAYMENTS AND/OR CREDITS APPLIED ON THIS ACCOUNT. OUR CURRENT PRICE POLICY IS PRICE IN EFFECT AT TIME OF SHIPMENT.

#	SHIPPED	ORDERED	UM	SKU	DESCRIPTION	UNITS	PRICE/PER	EXTENSION
1	10		EA	ED2B31R66BSA46	5/8 X 3/4 T-10 GALLON METER	10	78.50 /EA	785.00
2					W/PLS BTM - 6-WHEEL PRO-READ			
3					ENCODER - SA46 OPTION			
4					S/N 74908965-8974			
5	10		EA	11396-000	NEPTUNE, PRO-READ REGULAR MAXI	10	/EA	D
6					DISCOUNT 100.00%			
7					PIT PAD RECEPICAL			
8					6 FT WIRE			
9					UPS ADD SHIPPED 06/21/01			
10	1		EA	SHIP	SHIPPING INFORMATION	1	13.41 /EA	13.41 N
** AMOUNT CHARGED TO STORE ACCOUNT **						845.51	TAXABLE	785.00
							NON-TAXABLE	13.41
							SUBTOTAL	798.41
							TAX AMOUNT	47.10
							TOTAL AMOUNT	845.51



# SUNSTATE METER & SUPPLY, INC.

14001 W. NEWBERRY ROAD  
 NEWBERRY, FLORIDA 32669-2710  
 PHONE (352) 332-7106 • FAX (352) 332-5604

"DISTRIBUTOR FOR MAJOR BRANDS OF WATER AND SEWER SYSTEMS SUPPLIES"

HAVE A NICE DAY

200657	1	SCOTT	NET 30 DAYS	SONYA	5/ 2/01	12:56
--------	---	-------	-------------	-------	---------	-------

S O L D	PLACID LAKES UTILITIES 2000 JEFFERSON AVENUE	S H I P	PLACID LAKES UTILITIES 2000 JEFFERSON AVENUE	DUE DATE:	6/ 1/01	DOC#	12778	
T O	LAKE PLACID FL 33852 (941) 464-8763	T O	LAKE PLACID FL 33852 (941) 464-8763	SLSPR:	03 VALUE ADDED SALES, INC.	*****	INVOICE	
FINANCE CHARGES COMPUTED BY A PERIODIC RATE OF 1 1/2% PER MONTH, WHICH IS AN ANNUAL RATE OF 18% PER YEAR APPLIED TO THE PREVIOUS BALANCE WITHOUT DEDUCTING CURRENT PAYMENTS AND/OR CREDITS APPLIED ON THIS ACCOUNT. OUR CURRENT PRICE POLICY IS PRICE IN EFFECT AT TIME OF SHIPMENT.				TAX :	001 FLORIDA SALES TAX	*****		
							ORDR	38923

#	SHIPPED	ORDERED	UM	SKU	DESCRIPTION	UNITS	PRICE/PER	EXTENSION
1	6		EA	D614B-243	DOUBLE GULFBOX W/LOCKLESS LID	6	160.87 /EA	965.22
2					COMPLETE			
3					TRUCK ADD SHIPPED 05/02/01			
4	1		EA	SHIP	SHIPPING INFORMATION	1	34.83 /EA	34.83 N
** AMOUNT CHARGED TO STORE ACCOUNT **						1,057.96	TAXABLE	965.22
							NON-TAXABLE	34.83
							SUBTOTAL	1000.05
							TAX AMOUNT	57.91
							TOTAL AMOUNT	1057.96

# SUNSTATE METER & SUPPLY, INC.

14001 W. NEWBERRY ROAD  
 NEWBERRY, FLORIDA 32669-2710  
 PHONE (352) 332-7106 • FAX (352) 332-5604

"DISTRIBUTOR FOR MAJOR BRANDS OF WATER AND SEWER SYSTEMS SUPPLIES"

HAVE A NICE DAY

200657	1	CLARENCE	NET 30 DAYS	SONYA	1/15/01	12:21
--------	---	----------	-------------	-------	---------	-------

S  
O  
L  
D  
PLACID LAKES UTILITIES  
2000 JEFFERSON AVENUE

S  
H  
I  
P  
PLACID LAKES UTILITIES  
2000 JEFFERSON AVENUE

DUE DATE: 2/14/01

DOC# 10620

T  
O  
LAKE PLACID FL 33852  
(941) 464-8763

T  
O  
LAKE PLACID FL 33852  
(941) 464-8763

SLSPR: 03 VALUE ADDED SALES, INC.  
 TAX : 001 FLORIDA SALES TAX

\*\*\*\*\*  
 \* INVOICE \*  
 \*\*\*\*\*

ORDR 30882

FINANCE CHARGE IS COMPUTED BY A PERIODIC RATE OF 1 1/2% PER MONTH, WHICH IS AN ANNUAL RATE OF 3% PER YEAR APPLIED TO THE PREVIOUS BALANCE WITHOUT DEDUCTING CURRENT PAYMENTS AND/OR CREDITS APPLIED ON THIS ACCOUNT. OUR CURRENT PRICE POLICY IS PRICE IN EFFECT AT TIME OF SHIPMENT.

LN#	SHIPPED	ORDERED	UM	SKU	DESCRIPTION	UNITS	PRICE/PER	EXTENSION
1			EA	YL111-444	FORD 1" YOKE BOX WITH LOCKLESS LID	1	195.75 /EA	195.75
					UPS ADD SHIPPED 01/15/01			
1			EA	SHIP	SHIPPING INFORMATION	1	12.33 /EA	12.33 N
** AMOUNT CHARGED TO STORE ACCOUNT **						219.85	TAXABLE	195.75
							NON-TAXABLE	12.33
							SUBTOTAL	208.08
							TAX AMOUNT	11.75
							TOTAL AMOUNT	219.83

# SUNSTATE METER & SUPPLY, INC.

14001 W. NEWBERRY ROAD  
 NEWBERRY, FLORIDA 32669-2710  
 PHONE (352) 332-7106 • FAX (352) 332-5604

"DISTRIBUTOR FOR MAJOR BRANDS OF WATER AND SEWER SYSTEMS SUPPLIES"

HAVE A NICE DAY

260657	1	CLARENCE	NET 30 DAYS	KAREN	12/12/00	1:00
--------	---	----------	-------------	-------	----------	------

S  
O PLACID LAKES UTILITIES  
L 2000 JEFFERSON AVENUE  
D

S  
H PLACID LAKES UTILITIES  
I 2000 JEFFERSON AVENUE  
P

T  
O LAKE PLACID FL 33852  
O LAKE PLACID FL 33852

DUE DATE: 1/11/01

DOC# 10079

\*\*\*\*\*  
 \$ INVOICE \$  
 \*\*\*\*\*

SLSPR: 03 VALUE ADDED SALES, INC.  
 TAX : 001 FLORIDA SALES TAX

FINANCE CHARGES COMPUTED BY A PERIODIC RATE OF 1 1/2% PER MONTH WHICH IS AN ANNUAL RATE OF 18% PER YEAR APPLIED TO THE PREVIOUS BALANCE WITHOUT DEDUCTING CURRENT PAYMENTS AND/OR EDITS APPLIED ON THIS ACCOUNT. OUR CURRENT PRICE POLICY IS PRICE IN EFFECT AT TIME OF SHIPMENT.

ORDR 30883

#	SHIPPED	ORDERED	UN	SKU	DESCRIPTION	UNITS	PRICE/PER	EXTENSION
1	10		EA	ED2B31R6G8SA46	5/8 X 3/4 T-10 GALLON METER W/PLS BTM - 6-WHEEL PRO-READ ENCODER - SA46 OPTION S/N 74322716-2725	10	78.50 /EA	785.00
3	12		EA	C44-34	3/4 x 1 STRAIGHT COUPLING PJ/ CTS x PJ/CTS	12	8.73 /EA	104.76
9	11		EA	570-304	3x1 CC BRASS SADDLE	11	18.00 /EA	198.00
4	24		EA	G148-233L	SINGLE GULFBOX PJ/CTSxMIP W/LOCKING LID TRUCK ADD SHIPPED 12/12/00	24	75.90 /EA	1,821.60
1	1		EA	SHIP	SHIPPING INFORMATION	1	39.77 /EA	39.77 N
5	10		EA	11396-000	NEPTUNE, PRO-READ REGULAR MAXI DISCOUNT 100.00% PIT PAD RECEPTICAL 6 FT WIRE ** AMOUNT CHARGED TO STORE ACCOUNT **	10	/EA	D
						3,123.69	TAXABLE	2909.36
							NON-TAXABLE	39.77
							SUBTOTAL	2949.13
							TAX AMOUNT	174.56
							TOTAL AMOUNT	3123.69

## 346.5 Communication Equipment

06011  
Lake Placid #429  
941-465-1999

C/A SALE  
DATE 06/19/01

STORE 429  
PAGE 1  
TICKET NO. 0429-039044

SOLD TO:  
ACCOUNT NO. 619494  
PLACID LAKES UTILITIES INC  
2000 JEFFERSON AVE N  
N  
LAKE PLACID FL  
33852 (863)465-0345

P.O. NO. na

D.L.#: .

SKU	DESCRIPTION	UOM	S	QTY	PRICE	AMOUNT
0000720390	I1000 CHARGER PLUGIN	EA	0 T	1.0	0.01	0.01 tx
0000740450	CELL PHONE I1000	EA	P T	1.0	107.99	107.99 tx
SUBTOTAL						108.00
7% Florida Tax						7.56
TOTAL						115.56

RECEIVED BY: nathan

SCN 13513 02897 72090 72916 41702  
22713 04290958 555 32773 06/19/2001 14:15:32

### Courtesy Account

COMPANY REPRESENTATIVE
P.O. INFORMATION
DRIVER'S LICENSE NUMBER
SIGNATURE <i>Scott Hulse</i>

CUSTOMER COPY

**APPENDIX D**

**Balance Sheet at 08/31/01**



**Placid Lakes Utilities, Inc.**  
**Balance Sheet**  
As of August 31, 2001

	Aug 31, '01
<b>ASSETS</b>	
<b>Current Assets</b>	
<b>Checking/Savings</b>	
131 · Cash	
131.2 · Cash in Bank-Operations	30,675.86
131.3 · Cash in Bank-Line Extensions	288.36
131.4 · Cash in Bank-Plant Expansion	3,298.31
131.5 · Cash in Bank-Waste Water	5,159.02
131.6 · Cash in Bank-Deposits	9,000.00
<b>Total 131 · Cash</b>	48,421.55
<b>Total Checking/Savings</b>	48,421.55
<b>Accounts Receivable</b>	
141 · Customer Accounts Receivable	30,876.93
<b>Total Accounts Receivable</b>	30,876.93
<b>Other Current Assets</b>	
151 · Plant Material & Supplies	35,053.23
182 · Prepayments	2,381.25
<b>Total Other Current Assets</b>	37,434.48
<b>Total Current Assets</b>	116,732.96
<b>Fixed Assets</b>	
101 · Utility Plant in Service	
303.3 · Land & Land Rights	1,000.00
304.3 · Structure & Improvements	60,994.53
305.2 · Collection & Impound Reservoirs	32,429.00
307.2 · Wells & Springs	102,092.38
309.2 · Supply Mains	48,851.06
310.2 · Power Generating Equip.	16,325.50
311.2 · Pumping Equipment	105,551.58
320.3 · Water Treatment Equip.	19,760.51
330.4 · Dist. Reservoirs & Standpipe	259,304.09
331.4 · Transmission & Distrib. Mains	907,324.49
333.4 · Services	61,571.33
334.4 · Meters & Meter Installations	165,433.24
335.4 · Hydrants	28,984.68
340.5 · Office Furniture & Equipment	29,215.92
341.5 · Transportation Equipment	22,312.69
343.5 · Tools, Shop & Garage Equip.	5,330.01
346.5 · Communication Equipment	2,881.93
347.5 · Miscellaneous Equipment	21,264.48
<b>Total 101 · Utility Plant in Service</b>	1,890,627.42
108 · Accum. Dep'n. - Water Plant	-628,737.50
121 · Nonutility Property	55,553.36
122 · Accum. Depn.-Nonutility Prop.	-27,775.00
<b>Total Fixed Assets</b>	1,289,668.28
<b>Other Assets</b>	
186 · Misc. Deferred Debits	
186.1 · Rate Case Costs	84,393.00
186.3 · Non-Recurring Accounting Costs	34,597.00
<b>Total 186 · Misc. Deferred Debits</b>	118,990.00
<b>Total Other Assets</b>	118,990.00
<b>TOTAL ASSETS</b>	<b>1,525,391.24</b>

**Placid Lakes Utilities, Inc.**  
**Balance Sheet**  
As of August 31, 2001

	Aug 31, '01
<b>LIABILITIES &amp; EQUITY</b>	
<b>Liabilities</b>	
<b>Current Liabilities</b>	
<b>Other Current Liabilities</b>	
235 · Customer Deposits	9,000.00
236 · Accrued Taxes	11.34
237 · Accrued Interest	
237.1 · Accrued Int. - Waste Water	14,010.17
237.2 · Accrued Int. - Operating Loan	73,221.83
237.3 · Accrued Int. - Line Extention	23,194.96
237.4 · Accrued Int. - Plant Expansion	130,963.01
237.5 · Accrued Int. - Catfish Creek	5,802.79
<b>Total 237 · Accrued Interest</b>	<b>247,192.76</b>
<b>Total Other Current Liabilities</b>	<b>256,204.10</b>
<b>Total Current Liabilities</b>	<b>256,204.10</b>
<b>Long Term Liabilities</b>	
223 · Advances-Associated Companies	
223.1 · LPH Loan - Intercompany	823,787.25
223.2 · LPH Loan - Plant Expansion	440,424.75
223.3 · LPH Loan - Line Extension	164,932.29
223.4 · LPH Loan - Waste Water	36,279.49
223.5 · LPH Loan - Operating Exp.	373,750.00
223.6 · LPH Loan - Catfish Creek	13,833.47
<b>Total 223 · Advances-Associated Companies</b>	<b>1,853,007.25</b>
271 · Contrib. In Aid of Construction	
271.1 · CIAC - Current Receipts	800,876.47
271.2 · CIAC - Meter Installation	77,587.00
271.3 · CIAC - Extension Charge	67,574.00
271.4 · CIAC - Catfish Creek	54,737.78
271.5 · CIAC - Plant Expansion Charge	62,628.75
<b>Total 271 · Contrib. In Aid of Construction</b>	<b>1,063,404.00</b>
272 · Accum. Amortization of CIAC	-435,539.00
<b>Total Long Term Liabilities</b>	<b>2,480,872.25</b>
<b>Total Liabilities</b>	<b>2,737,076.35</b>
<b>Equity</b>	
201 · Common Stock Issued	500.00
211 · Other Paid-In Capital	500.00
215 · Unappropriated Retained Earnings	-1,196,752.02
Net Income	-15,933.09
<b>Total Equity</b>	<b>-1,211,685.11</b>
<b>TOTAL LIABILITIES &amp; EQUITY</b>	<b>1,525,391.24</b>

**APPENDIX E**

**Consolidated Factor Billing Analyses**

Residential 5/8 x 3/4" Meter Customers

1	A	B	C	D	E	F	G	H	I	J	K	L	M	N	O	P	Q	R	S	T	U	V	
2	BILLING ANALYSIS																						
3	2000-2001																						
4	50" x 34"																						
5	(A)														(B)	(C)	(D)	(E)	(F)	(G)	(H)	(I)	(J)
6																BILLING	CUMULATIVE	TOTAL	EXCESS	EXCESS	CUMULATIVE	CON	%
7		2001	2001	2001	2001	2001	2001	2001	2001	2000	2000	2000	2000	TOTAL	CONSUMPTION		BILLS	BILLS	BILLS	BILLS	CONSUMPTION	FACT	TOTAL
8	GALLONS	JAN	FEB	MAR	APR	MAY	JUNE	JULY	AUG	SEPT	OCT	NOV	DEC	BILLS	(A)(B)	(SUM B)		(E-D)	(F)(A)	(SUM C)	(G)(H)		
9	0	36	29	29	46	74	126	122	138	124	66	57	50	895	0	895	17195	16300	0	0	0	0	
10	1	26	23	18	38	80	88	79	77	58	42	39	35	582	362	1457	17195	15738	15738	562	16300	1.74%	
11	2	12	12	10	8	14	9	10	15	22	14	10	8	144	268	1601	17195	15284	31188	850	32038	3.42%	
12	3	8	5	11	16	10	13	15	10	15	7	12	10	132	368	1733	17195	15462	48386	1246	47832	5.08%	
13	4	8	6	6	11	9	12	8	7	18	10	13	3	109	436	1842	17195	15353	61412	1882	63084	6.74%	
14	5	5	1	5	5	8	8	4	8	7	11	7	8	78	380	1918	17195	15277	76385	2982	78447	8.38%	
15	6	7	11	9	9	6	19	10	15	7	9	7	3	114	684	2032	17195	15163	90978	2748	83724	10.01%	
16	7	10	8	8	10	11	5	10	8	4	14	8	8	98	883	2131	17195	15064	105448	3438	108887	11.63%	
17	8	10	4	8	10	7	9	6	13	3	7	9	7	91	728	2222	17195	14873	118784	4187	123851	13.24%	
18	9	4	7	5	7	15	10	15	13	15	12	9	15	127	1143	2349	17195	14848	133814	5310	138024	14.84%	
19	10	18	7	9	8	7	13	8	9	13	5	8	8	112	1120	2481	17195	14734	147340	6430	153770	16.43%	
20	11	10	8	11	13	8	19	9	10	11	6	5	11	121	1331	2582	17195	14813	180743	7781	188504	18.00%	
21	12	8	11	12	6	12	8	7	11	11	9	13	13	121	1452	2703	17195	14482	173804	8213	183117	19.56%	
22	13	14	12	10	11	10	12	13	13	7	11	11	11	135	1755	2838	17195	14357	186841	10868	187809	21.11%	
23	14	8	10	12	11	10	18	14	12	17	11	7	8	138	1948	2977	17195	14218	198052	12914	211986	22.64%	
24	15	12	10	14	15	11	14	13	10	19	11	13	11	153	2285	3130	17195	14086	210875	15209	226184	24.18%	
25	16	14	9	8	13	13	10	16	17	18	13	11	11	131	2496	3281	17195	13914	222824	17825	240246	25.66%	
26	17	20	10	15	10	15	11	13	14	15	11	12	12	158	2688	3439	17195	13758	233852	20311	254163	27.15%	
27	18	15	18	10	17	21	19	14	20	17	15	23	12	199	3582	3638	17195	13557	244028	23883	267818	28.62%	
28	19	15	9	10	20	14	17	11	17	13	12	15	10	173	3287	3811	17195	13384	254298	27180	281478	30.07%	
29	20	14	10	19	13	11	25	14	14	15	15	18	12	178	3680	3989	17195	13208	264120	30740	294860	31.50%	
30	21	18	17	13	18	14	19	19	17	26	18	6	13	186	4119	4185	17195	13010	273219	34808	308068	32.91%	
31	22	21	15	13	18	8	11	18	18	12	14	26	7	179	3938	4364	17195	12831	282282	38794	321078	34.30%	
32	23	20	18	8	20	25	19	10	10	18	21	13	9	190	4370	4554	17195	12641	280743	43184	333807	36.67%	
33	24	23	9	10	16	18	17	23	17	18	20	13	16	188	4778	4753	17195	12442	288908	47940	348548	37.02%	
34	25	19	19	17	17	5	14	18	21	16	12	19	15	190	4750	4943	17195	12252	306300	52880	358880	38.35%	
35	26	19	18	16	14	22	20	17	17	20	14	15	19	211	5488	5154	17195	12041	313086	58178	371242	39.88%	
36	27	16	11	25	20	21	23	15	17	15	16	8	18	205	5635	5389	17195	11836	318572	63711	383289	40.94%	

	A	B	C	D	E	F	G	H	I	J	K	L	M	N	O	P	Q	R	S	T	U	V	
37		28	28	17	20	19	11	16	18	21	19	15	17	15	214	5982	5573	17195	11522	325416	69703	385119	42.21%
38		29	23	23	20	12	18	20	18	19	19	11	16	15	215	6235	5788	17195	11407	336303	75638	406741	43.45%
39		30	31	23	19	14	9	27	18	21	18	18	15	14	227	6810	5015	17195	11180	335400	82748	418148	44.67%
40		31	18	14	23	26	14	18	19	16	15	15	17	15	208	6479	6224	17195	10971	340101	89227	429328	45.86%
41		32	28	18	13	16	32	19	11	18	15	19	19	19	227	7264	6451	17195	10744	343806	96491	440299	47.03%
42		33	29	20	20	21	19	10	22	29	16	15	19	20	240	7920	6691	17195	10504	346632	104411	451043	48.18%
43		34	15	13	19	17	13	22	15	14	20	15	21	12	195	8654	8887	17195	10308	350472	111075	461547	48.30%
44		35	24	22	19	22	19	16	19	16	27	12	18	20	234	8190	7121	17195	10074	352590	119265	471855	50.40%
45		36	24	23	24	18	23	20	18	18	11	23	15	20	236	8568	7368	17195	9836	354096	127833	481929	51.46%
46		37	19	30	26	28	15	18	14	22	21	20	22	13	240	9178	7507	17195	9588	354759	137009	491795	52.53%
47		38	22	18	29	18	19	17	17	13	15	17	21	12	218	8284	7828	17195	9370	356090	145293	501353	53.56%
48		39	25	16	23	19	19	18	19	13	22	21	23	19	237	8243	8092	17195	9133	356197	154536	510723	54.56%
49		40	27	17	19	16	9	18	19	19	18	17	11	17	209	8380	8271	17195	8924	356990	162896	519856	55.53%
50		41	18	24	18	15	17	17	15	12	28	19	28	26	235	9335	9508	17195	8689	358249	172531	528780	58.46%
51		42	22	18	21	18	18	14	16	18	17	15	23	18	219	9198	8725	17195	8470	358740	181729	537499	57.41%
52		43	22	25	13	22	17	17	12	16	15	10	22	18	209	8867	8534	17195	8281	358223	190716	546939	58.32%
53		44	20	18	13	18	13	12	16	17	20	8	20	17	180	8360	8124	17195	8071	358124	199079	554200	59.20%
54		45	22	15	20	10	22	18	7	15	15	12	14	19	191	8595	9315	17195	7880	358800	207671	562271	60.06%
55		46	20	19	21	22	12	9	13	15	21	29	15	14	216	9690	9525	17195	7670	358220	217331	570151	60.96%
56		47	14	19	19	8	18	15	17	18	10	20	17	10	183	8501	9708	17195	7487	351889	225932	577621	61.72%
57		48	10	21	18	22	15	18	14	7	8	9	18	24	182	8736	9890	17195	7305	350640	234668	586308	62.52%
58		49	14	25	16	22	11	11	14	8	7	12	20	12	172	8428	10062	17195	7133	349617	243098	592613	63.30%
59		50	22	15	18	11	12	8	18	18	13	12	20	29	189	9450	10251	17195	6944	347200	252548	599746	64.06%
60		51	14	18	13	13	16	11	10	21	7	11	9	17	180	8180	10411	17195	6794	345984	260708	606690	64.81%
61		52	14	20	13	14	12	13	20	6	16	12	13	13	169	8788	10590	17195	6615	343900	269494	613474	65.53%
62		53	22	24	22	13	12	11	16	18	11	11	17	15	191	10123	10771	17195	6424	340472	279617	620089	66.24%
63		54	16	11	9	17	12	15	9	12	16	8	18	18	159	8585	10830	17195	6255	338310	288203	626513	66.92%
64		55	14	19	13	14	17	13	10	7	13	18	15	12	165	9075	11095	17195	6100	335500	297278	632779	67.59%
65		56	10	13	10	13	14	12	7	11	12	12	15	18	147	8232	11242	17195	5953	333388	305510	638678	68.24%
66		57	16	18	15	8	11	10	8	13	9	13	16	11	149	8493	11391	17195	5804	330628	314003	644831	68.89%
67		58	15	18	17	8	12	9	17	8	11	15	9	11	151	8758	11542	17195	5653	327874	322781	650935	69.50%
68		59	9	9	9	7	10	7	9	8	8	11	9	9	163	9077	11645	17195	5560	327450	328638	656228	70.10%
69		60	11	8	12	5	9	14	13	14	6	13	8	18	130	7800	11775	17195	5420	325200	336636	661838	70.70%
70		61	9	16	15	10	12	11	7	12	9	3	7	20	131	7981	11908	17195	5268	322828	344628	667258	71.28%
71		62	9	11	15	13	8	10	8	11	13	11	11	13	131	8122	12037	17195	5158	319795	352751	672547	71.84%
72		63	15	14	20	9	18	8	12	4	6	12	11	15	142	8945	12179	17195	5016	318006	361897	677705	72.36%

	A	B	C	D	E	F	G	H	I	J	K	L	M	N	O	P	Q	R	S	T	U	V
73	64	11	8	11	12	11	10	10	4	18	18	13	11	131	8384	12310	17195	4885	312840	370081	662721	72.93%
74	65	13	7	12	8	9	8	10	5	8	13	13	12	116	7540	12426	17185	4769	306985	377821	687806	73.45%
75	66	11	17	8	16	11	8	9	8	12	10	15	5	131	8646	12557	17195	4638	306109	386267	652375	73.68%
76	67	9	11	8	11	4	10	7	8	8	8	15	12	109	7303	12565	17195	4529	303443	393570	667013	74.45%
77	68	4	11	11	9	5	14	7	10	4	12	11	11	109	7412	12775	17195	4420	300560	400882	701542	74.94%
78	69	8	8	10	10	9	11	8	7	10	17	7	4	107	7383	12882	17195	4313	297597	408366	706982	75.41%
79	70	8	12	9	5	8	6	12	9	13	7	7	15	111	7770	12983	17195	4202	294140	418135	710275	75.87%
80	71	11	10	8	9	9	8	9	4	10	11	12	9	111	7881	13104	17195	4081	290461	424016	714477	76.32%
81	72	8	8	7	12	8	8	10	3	7	8	8	9	94	6768	13198	17195	3997	287784	430784	718568	76.78%
82	73	5	5	13	8	11	4	8	13	14	10	8	5	102	7446	13300	17195	3695	284335	438230	722585	77.18%
83	74	6	10	14	6	7	6	7	5	8	14	4	13	98	7252	13398	17195	3797	280978	446482	728480	77.60%
84	75	5	6	13	6	8	4	3	5	7	11	7	8	85	8375	13483	17195	3712	278400	451857	730257	78.01%
85	76	6	5	5	12	8	3	6	3	9	10	8	7	82	8232	13565	17195	3630	275880	458089	733888	78.40%
86	77	3	13	5	3	10	7	2	5	1	7	7	12	75	5775	13640	17195	3555	273735	463884	737588	78.79%
87	78	8	9	8	4	2	8	2	6	3	8	7	9	72	5616	13712	17195	3483	271674	469480	741154	79.17%
88	79	8	9	7	7	7	5	2	6	5	5	5	5	70	5530	13782	17195	3413	269627	475010	744637	79.54%
89	80	6	5	12	11	3	7	6	8	10	6	8	10	84	7520	13878	17195	3318	265520	482530	748050	79.91%
90	81	5	7	8	9	7	6	6	8	5	7	6	8	82	8942	13958	17195	3237	262187	488172	751388	80.28%
91	82	4	6	6	6	8	6	5	9	7	7	6	9	79	8478	14037	17195	3158	258856	495850	754806	80.61%
92	83	5	4	9	7	8	4	7	7	2	5	5	9	72	5976	14109	17195	3088	256138	501628	757784	80.94%
93	84	5	9	7	6	11	5	7	6	5	10	5	6	83	8872	14192	17195	3008	252252	508598	760850	81.27%
94	85	7	5	2	4	8	3	6	8	2	10	4	5	62	5270	14254	17195	2941	249866	513868	763853	81.59%
95	86	5	4	6	8	8	5	6	4	5	8	11	5	75	6450	14329	17195	2866	246478	520318	766794	81.91%
96	87	7	2	9	11	11	6	5	2	5	4	6	10	70	6788	14407	17195	2788	242558	527104	769680	82.21%
97	88	9	9	6	10	5	1	4	5	5	5	5	8	72	6336	14478	17195	2718	239008	533440	772448	82.51%
98	89	3	8	8	5	6	7	5	7	7	3	5	4	68	5974	14545	17195	2650	235850	539314	775184	82.80%
99	90	5	7	10	5	5	3	8	4	2	4	2	8	61	5490	14608	17195	2589	233010	544804	777814	83.09%
100	91	2	5	4	2	5	3	9	4	2	5	10	6	57	5187	14683	17195	2532	230412	549891	780403	83.36%
101	92	3	4	8	3	4	2	6	2	4	4	4	2	48	4232	14709	17195	2486	228712	554223	782936	83.63%
102	93	4	4	7	4	7	4	4	4	2	6	4	8	58	5208	14785	17195	2430	225990	559431	785421	83.90%
103	94	6	6	3	5	4	4	3	7	5	4	5	4	58	5264	14821	17195	2374	223158	564595	787851	84.15%
104	95	3	2	8	9	2	4	7	2	3	2	5	4	51	4845	14872	17195	2323	220885	569540	790225	84.41%
105	96	6	5	5	4	1	7	4	2	2	5	4	4	49	4704	14921	17195	2274	218304	574244	792548	84.69%
106	97	4	8	4	1	4	1	4	2	3	7	4	5	45	4365	14968	17195	2220	216213	578809	794822	84.90%
107	98	3	7	4	7	8	4	5	2	2	2	3	9	58	5488	15022	17195	2173	212854	584097	797051	85.14%
108	99	2	3	4	8	3	2	4	3	2	2	4	8	43	4257	15065	17195	2130	210870	588354	799224	85.37%

	A	B	C	D	E	F	G	H	I	J	K	L	M	N	O	P	Q	R	S	T	U	V
109	100	6	3	1	3	2	2	3	8	3	3	2	1	35	9500	15100	17195	2095	209500	581854	801354	85.60%
110	101	2	3	3	4	4	5	2	4	2	3	0	8	38	3836	15138	17195	2057	207757	586682	803449	85.82%
111	102	3	3	5	4	5	2	8	1	4	3	1	3	40	4089	15178	17195	2017	205734	588772	805506	86.04%
112	103	2	5	3	7	3	2	5	2	2	3	5	6	45	4635	15223	17195	1972	203116	604407	807523	86.26%
113	104	0	2	1	7	3	5	6	1	4	4	6	2	41	4284	15264	17195	1931	200824	609871	809495	86.47%
114	105	4	5	3	0	1	3	7	4	2	4	0	4	37	3885	15301	17195	1884	198870	612558	811428	86.68%
115	106	7	3	3	3	4	3	5	6	1	5	3	0	43	4558	15344	17195	1851	196208	617114	813320	86.88%
116	107	4	4	0	2	5	2	1	2	1	3	4	8	34	3638	15378	17195	1817	194419	620752	815171	87.08%
117	108	4	4	3	3	3	3	5	4	5	4	4	2	44	4752	15422	17195	1773	191484	625504	818985	87.27%
118	109	3	3	5	5	3	4	4	3	2	2	2	5	41	4489	15463	17195	1732	188788	629573	818781	87.46%
119	110	4	1	2	2	1	3	3	3	2	5	1	7	34	3740	15497	17195	1688	186780	633719	820493	87.64%
120	111	3	1	0	5	3	4	1	1	1	7	2	3	31	3441	15528	17195	1667	185037	637154	822181	87.83%
121	112	1	1	2	0	3	2	4	4	3	1	1	4	26	2912	15564	17195	1641	183792	640028	823958	88.00%
122	113	1	4	1	2	3	1	4	1	3	4	0	2	28	2938	15580	17195	1615	182495	643004	825499	88.18%
123	114	2	2	6	6	3	2	2	1	1	3	4	3	35	3960	15615	17195	1580	180120	646894	827114	88.35%
124	115	4	8	2	2	1	1	4	2	2	2	5	2	35	4025	15650	17195	1546	177675	651019	828894	88.52%
125	116	2	2	2	3	5	5	3	3	1	4	5	1	38	4178	15686	17195	1509	175044	655196	830239	88.69%
126	117	0	5	4	2	2	3	0	0	1	0	0	1	18	2108	15704	17195	1481	174447	657301	831748	88.85%
127	118	0	2	5	1	5	1	8	1	3	5	4	2	35	4130	15739	17195	1456	171808	661431	833239	89.01%
128	119	2	4	2	1	4	0	4	4	2	1	2	3	29	3451	15768	17195	1427	169813	664882	834895	89.18%
129	120	0	4	0	6	3	1	4	1	1	1	4	2	27	3240	15795	17195	1400	169000	668122	836122	89.31%
130	121	2	2	5	2	2	2	1	4	2	0	1	1	24	2904	15819	17195	1376	168496	671028	837522	89.46%
131	122	4	1	2	3	3	0	3	2	1	1	3	0	23	2806	15842	17195	1353	165065	673632	838898	89.61%
132	123	2	4	4	0	4	2	5	2	1	2	6	1	33	4069	15875	17195	1320	162360	677891	840251	89.75%
133	124	1	2	1	0	4	3	0	2	4	1	6	3	27	3348	15902	17195	1293	160332	681239	841571	89.90%
134	125	1	2	6	2	2	3	0	2	1	2	0	3	26	3250	15928	17195	1287	158375	684489	842864	90.03%
135	126	1	2	1	4	3	2	1	0	2	2	0	3	21	2646	15949	17195	1248	156998	687126	844131	90.17%
136	127	2	2	2	3	3	4	1	0	0	1	2	7	27	3429	15979	17195	1218	154813	690584	845377	90.30%
137	128	2	2	2	2	2	1	2	3	1	3	3	6	29	3712	16005	17195	1190	152220	694276	846598	90.43%
138	129	2	1	1	3	1	3	1	5	2	1	1	3	24	3086	16029	17195	1168	150414	697372	847788	90.56%
139	130	2	2	1	0	4	2	3	1	1	3	1	2	22	2880	16051	17195	1144	148720	700232	848952	90.68%
140	131	4	4	2	2	2	3	2	1	0	3	1	1	25	3275	16078	17195	1119	146588	703607	850098	90.81%
141	132	0	0	2	1	2	2	1	0	1	3	1	4	17	2244	16093	17195	1102	145464	705251	851215	90.93%
142	133	1	2	1	2	1	1	1	1	3	1	2	0	15	1995	16108	17195	1087	144571	707746	852317	91.04%
143	134	1	2	0	1	0	0	2	2	0	2	2	1	13	1742	16121	17195	1074	143918	709488	853404	91.16%
144	135	0	2	1	1	0	3	1	3	0	1	3	4	19	2595	16140	17195	1055	142425	712053	854478	91.27%

10,000

10.4 TG  
with ad  
10,000



	A	B	C	D	E	F	G	H	I	J	K	L	M	N	O	P	Q	R	S	T	U	V
145	136	0	1	3	2	0	0	4	2	0	1	1	2	16	2176	16158	17195	1039	141304	714229	655533	91.99%
146	137	3	4	3	1	1	2	2	1	1	0	2	4	24	3296	16180	17195	1015	139555	717517	656572	91.80%
147	138	0	3	1	3	1	1	2	2	0	4	2	3	22	3036	16202	17195	963	137034	720553	657587	91.61%
148	139	4	1	2	0	0	2	1	1	2	2	0	1	18	2224	16218	17195	977	135803	722777	658580	91.71%
149	140	0	4	1	2	1	1	1	2	1	2	0	1	16	2240	16234	17195	991	134540	725017	659557	91.82%
150	141	0	1	3	1	0	1	3	2	0	0	4	1	17	2397	16251	17195	944	133104	727414	660518	91.92%
151	142	0	1	0	0	0	2	1	0	0	1	0	0	5	710	16256	17195	839	133338	728124	661462	92.02%
152	143	1	0	3	2	2	1	1	2	0	0	0	1	13	1859	16269	17195	825	132415	729883	662401	92.12%
153	144	2	2	2	1	1	0	0	0	0	0	0	2	10	1440	16279	17195	918	131904	731423	663327	92.22%
154	145	0	3	1	5	0	2	2	4	0	0	1	1	19	2755	16298	17195	897	130095	734178	664243	92.32%
155	146	1	2	3	2	2	0	3	0	0	4	1	1	19	2774	16317	17195	878	129188	736952	665140	92.41%
156	147	0	2	1	1	3	1	3	0	0	0	1	0	12	1764	16329	17195	866	127302	738716	666018	92.51%
157	148	3	0	0	1	3	0	2	1	0	0	2	0	12	1778	16341	17195	854	126382	740492	666884	92.60%
158	149	0	1	1	3	4	1	1	1	0	0	5	4	21	3129	16352	17195	833	124117	743521	667738	92.69%
159	150	1	1	0	1	0	1	2	1	1	2	0	2	12	1800	16374	17195	821	123150	745421	668571	92.78%
160	151	1	1	2	1	2	0	1	1	2	2	1	0	14	2114	16398	17195	807	121957	747535	669392	92.87%
161	152	1	1	0	1	2	0	2	0	1	0	1	1	10	1520	16398	17195	797	121144	749055	670199	92.95%
162	153	2	4	1	1	2	1	0	1	1	3	1	1	18	2754	16416	17195	779	119187	751809	670998	93.04%
163	154	0	1	2	1	1	1	1	2	0	2	1	3	15	2310	16431	17195	754	117655	754119	671775	93.12%
164	155	1	0	0	1	0	1	1	0	0	2	0	1	7	1085	16438	17195	757	117335	755204	672539	93.20%
165	156	0	3	0	2	1	2	1	2	0	0	1	2	14	2184	16452	17195	743	115900	757398	673298	93.28%
166	157	1	0	1	1	4	1	2	0	3	0	1	2	18	2512	16468	17195	727	114139	759900	674039	93.36%
167	158	0	0	1	0	1	0	0	1	2	0	1	1	7	1105	16475	17195	720	113760	761006	674796	93.44%
168	159	1	0	2	0	0	2	0	0	1	1	1	0	8	1272	16483	17195	712	113208	762278	675496	93.52%
169	160	1	1	2	3	1	2	3	0	1	0	0	1	12	1823	16495	17195	700	112000	764198	676198	93.59%
170	161	1	0	1	2	0	1	1	1	1	1	3	1	13	2093	16508	17195	687	110807	766201	676898	93.67%
171	162	0	0	0	0	3	0	0	0	1	1	1	0	6	972	16514	17195	681	110322	767293	677585	93.74%
172	163	1	1	0	0	1	2	0	0	1	2	0	1	9	1467	16523	17195	672	109536	768730	678296	93.82%
173	164	0	1	0	1	0	1	1	0	1	1	2	1	9	1478	16532	17195	663	108732	770206	678936	93.89%
174	165	0	2	0	2	1	0	1	0	1	2	1	2	12	1860	16544	17195	651	107415	772186	679601	93.96%
175	166	0	0	0	3	0	2	0	0	0	0	1	0	5	998	16550	17195	645	107070	773182	680252	94.03%
176	167	1	0	0	0	1	1	1	1	0	0	2	3	10	1670	16560	17195	635	106045	774852	680897	94.10%
177	168	0	2	0	0	1	0	0	0	2	0	0	1	8	1008	16568	17195	629	105872	775860	681532	94.16%
178	169	1	3	2	0	0	3	2	1	0	1	0	1	14	2366	16580	17195	615	103635	778226	682161	94.23%
179	170	0	2	2	2	0	1	1	2	2	3	1	2	18	3030	16598	17195	597	101490	781286	682776	94.30%
180	171	1	1	2	1	0	0	2	1	1	2	0	1	12	2052	16610	17195	585	100035	783338	683373	94.36%

	A	B	C	D	E	F	G	H	I	J	K	L	M	N	O	P	Q	R	S	T	U	V
181	172	0	0	0	1	0	0	1	0	0	2	1	0	5	860	16615	17195	580	89780	784188	883958	94.42%
182	173	0	0	0	1	1	1	0	0	1	1	0	1	6	1008	16621	17195	574	89302	785236	884538	94.48%
183	174	0	0	1	1	1	0	0	0	0	3	2	1	8	1566	16630	17195	565	88310	786802	885112	94.55%
184	175	0	1	1	1	1	1	0	0	0	3	0	3	11	1925	16641	17195	554	88250	788727	885677	94.61%
185	176	2	0	1	0	0	0	1	0	0	0	0	0	4	704	16645	17195	550	86300	789431	886231	94.67%
186	177	0	0	0	3	1	0	0	1	1	1	2	0	9	1583	16654	17195	541	85757	791024	886781	94.72%
187	178	1	0	0	2	1	2	1	0	0	2	0	2	11	1658	16665	17195	530	84340	792982	887322	94.78%
188	179	0	3	0	0	3	1	1	0	0	2	0	2	12	2148	16677	17195	518	82722	795130	887862	94.84%
189	180	1	0	1	1	0	1	0	1	2	0	1	0	8	1440	16685	17195	510	81800	798570	888370	94.88%
190	181	0	1	1	0	1	0	0	1	0	0	0	1	5	905	16690	17195	505	81405	797475	888880	94.95%
191	182	0	0	1	1	0	0	1	1	0	0	2	0	6	1082	16696	17195	498	80818	796567	889385	95.00%
192	183	0	0	1	2	1	0	1	1	0	0	0	1	7	1281	16703	17195	482	80038	798948	889884	95.06%
193	184	0	1	1	0	1	1	0	1	0	2	0	2	9	1656	16712	17195	483	80872	801504	890376	95.11%
194	185	1	0	0	0	3	1	0	0	0	1	1	2	9	1655	16721	17195	474	87690	803168	890859	95.15%
195	186	0	1	1	1	0	0	0	0	3	1	1	1	9	1674	16730	17195	465	88480	804843	891333	95.21%
196	187	0	0	1	0	1	1	0	0	0	1	0	0	4	748	16734	17195	481	86207	805691	891788	95.26%
197	188	0	1	0	0	1	0	0	0	1	2	1	0	8	1128	16740	17195	456	86540	806719	892258	95.31%
198	189	2	1	0	1	1	0	1	0	0	0	0	1	7	1323	16747	17195	448	84672	808042	892714	95.36%
199	190	0	1	1	0	2	0	0	1	1	0	0	0	6	1140	16753	17195	442	83680	808182	893152	95.41%
200	191	1	1	1	0	3	1	1	0	0	1	0	0	9	1719	16762	17195	433	82703	810901	893604	95.45%
201	192	2	3	1	0	1	1	0	1	0	0	1	0	10	1920	16772	17195	423	81218	812821	894037	95.50%
202	193	0	0	0	2	1	0	0	0	0	0	0	0	3	579	16775	17195	420	81080	813400	894460	95.55%
203	194	0	4	2	0	0	0	0	1	0	1	0	2	10	1840	16785	17195	410	79540	815340	894880	95.59%
204	195	0	0	1	1	1	0	0	0	0	0	0	0	3	585	16788	17195	407	79383	815825	895290	95.63%
205	196	0	3	0	0	0	1	1	0	0	0	1	1	7	1372	16795	17195	400	78400	817297	895687	95.68%
206	197	1	0	0	1	0	1	0	0	0	0	0	0	3	591	16798	17195	397	78209	817888	896067	95.72%
207	198	0	0	2	0	0	0	1	0	0	0	0	0	3	594	16801	17195	394	78012	818482	896494	95.76%
208	199	0	0	2	0	0	0	0	1	0	0	0	1	4	786	16805	17195	390	77810	818278	896886	95.80%
209	200	1	1	1	0	1	0	0	0	1	2	0	0	7	1400	16812	17195	383	76600	820678	897278	95.85%
210	201	0	0	1	0	0	0	0	0	0	0	2	0	3	603	16815	17195	380	76380	821261	897681	95.89%
211	202	0	0	0	1	2	0	0	0	1	1	1	0	6	1212	16821	17195	374	75548	822453	898041	95.93%
212	203	1	0	1	0	2	0	0	0	0	1	2	1	8	1624	16828	17195	366	74298	824117	898415	95.97%
213	204	0	1	0	1	1	0	0	0	1	0	0	0	4	816	16833	17195	362	73848	824833	898781	96.01%
214	205	1	0	0	0	1	0	2	0	0	3	2	9	1845	16842	17195	353	72365	826778	899143	96.06%	
215	206	0	1	0	1	0	0	0	1	0	0	0	0	3	618	16845	17195	350	72100	827386	899480	96.08%
216	207	0	0	0	0	1	0	0	1	2	1	0	0	5	1035	16850	17195	345	71415	828431	899843	96.12%

— 20,000

— 20.4TG  
USE AS 20,000g.

	A	B	C	D	E	F	G	H	I	J	K	L	M	N	O	P	Q	R	S	T	U	V
217	208	1	0	0	1	0	0	1	0	0	1	1	0	5	1040	16855	17195	340	70720	829471	800191	98.16%
218	208	0	0	3	1	2	0	0	0	0	0	0	0	6	1254	18861	17195	334	80605	830725	800531	98.19%
219	210	0	1	0	0	0	0	0	0	0	1	0	0	2	420	15863	17195	332	69720	831145	800885	98.23%
220	211	1	2	1	0	0	0	0	0	1	0	0	0	5	1055	18888	17195	327	88997	832200	801197	98.28%
221	212	0	0	0	1	0	0	0	0	1	0	3	0	5	1090	18873	17195	322	58254	833260	801524	98.30%
222	213	0	1	0	0	0	0	0	0	0	0	0	1	2	428	18875	17195	320	66180	833686	801840	98.33%
223	214	0	0	1	0	0	0	0	0	0	0	0	0	1	214	16878	17195	319	68258	833800	802188	98.37%
224	215	0	0	0	0	1	0	0	1	0	1	0	0	3	645	18879	17195	318	67940	834545	802485	98.40%
225	216	0	0	1	1	0	0	0	0	1	1	0	0	5	1080	18884	17195	311	67179	835825	802801	98.44%
226	217	0	0	0	0	0	0	0	0	0	0	2	1	3	651	16887	17195	308	68836	836276	803112	98.47%
227	218	0	3	0	1	0	0	0	0	0	0	0	0	4	372	18891	17195	304	66272	837148	803420	98.50%
228	219	1	0	0	1	1	0	0	0	0	0	0	0	3	857	18894	17195	301	85919	837805	803724	98.53%
229	220	1	2	0	2	3	2	0	1	2	3	4	3	23	5060	18917	17195	278	61180	842885	804025	98.57%
230	230	2	4	4	5	4	4	2	2	2	3	3	3	38	8740	18955	17195	240	55200	851605	806805	98.66%
231	240	0	2	3	4	3	0	0	4	3	2	1	4	26	6240	18961	17195	214	51360	857845	808205	97.12%
232	250	0	0	1	3	2	1	3	3	1	2	2	2	20	5000	17031	17195	194	48600	862845	811345	97.35%
233	260	2	1	2	0	2	0	1	1	1	4	2	0	16	4180	17017	17195	178	46280	867005	813285	97.56%
234	270	2	1	0	2	0	4	0	1	3	4	3	1	21	5870	17038	17195	157	42380	872875	815065	97.75%
235	280	0	1	2	1	0	0	0	0	3	1	1	2	11	3080	17049	17195	148	40880	875755	816635	97.91%
236	290	0	2	2	1	4	0	1	0	1	2	1	1	15	4350	17084	17195	131	37980	880105	818095	98.07%
237	300	2	1	1	0	2	1	0	1	0	2	2	3	15	4500	17079	17195	118	34800	884805	819405	98.21%
238	310	0	1	1	0	0	3	1	2	1	2	0	2	13	4030	17082	17195	109	31830	888635	820565	98.33%
239	320	0	2	1	2	0	1	0	1	1	1	2	0	11	3520	17103	17195	92	29440	892155	821595	98.44%
240	330	1	1	2	1	0	0	1	1	2	2	0	2	13	4290	17118	17195	79	28070	898445	822515	98.54%
241	340	0	0	0	0	0	1	0	3	0	2	1	1	8	2720	17124	17195	71	24140	899185	823305	98.63%
242	350	1	0	1	0	0	1	3	0	0	3	1	1	11	3650	17135	17195	60	21000	903015	824015	98.70%
243	360	1	2	1	0	1	0	0	1	0	0	0	0	8	2880	17143	17195	52	18720	905885	824615	98.77%
244	370	0	2	0	0	0	0	0	0	0	0	0	0	2	740	17145	17195	50	18500	908635	825135	98.82%
245	380	1	0	0	1	1	0	0	0	0	0	0	0	3	1140	17148	17195	47	17800	907775	825635	98.88%
246	390	0	0	0	0	0	0	0	0	0	0	0	1	0	390	17149	17195	46	17940	908185	826105	98.93%
247	400	0	1	1	4	0	0	0	0	0	3	1	1	13	5200	17182	17195	38	13200	913385	826585	98.97%
248	500	0	0	1	0	1	0	1	0	3	1	2	0	9	4500	17171	17195	24	12000	917885	828885	98.33%
249	600	1	0	0	2	0	0	0	0	0	3	3	0	9	5400	17180	17195	15	9000	923285	832285	98.56%
250	700	2	1	2	0	0	0	0	1	0	1	0	1	8	5600	17188	17195	7	4900	928885	833785	98.74%
251	800	0	1	1	0	1	0	0	0	0	0	0	0	3	2400	17191	17195	4	3200	931285	834685	98.82%
252	900	0	0	0	0	0	0	1	0	0	0	0	0	1	900	17192	17195	3	2700	932185	834885	98.86%

	A	B	C	D	E	F	G	H	I	J	K	L	M	N	O	P	Q	R	S	T	U	V
253	1000	0	0	0	1	0	0	1	0	0	0	0	0	2	2000	17104	17105	1	1000	834105	935165	89.80%
254	2000	0	0	0	0	0	0	0	1	0	0	0	0	1	2000	17105	17105	0	0	935105	935105	100.00%
255		1435	1430	1436	1445	1436	1439	1443	1450	1421	1414	1424	1422	17105	935165							

Residential 1" Meter Customers

	A	B	C	D	E	F	G	H	I	J	K	L	M	N	O	P	Q	R	S	T	U	V	
1	BILLING ANALYSIS																						
2	2000-2001																						
3	FEB '01																						
4																							
5	(A)														(B)	(C)	(D)	(E)	(F)	(G)	(H)	(I)	(J)
6															TOTAL	BILLING	CUMULATIVE	TOTAL	EXCESS	EXCESS	CUMULATIVE	CON	%
7		2001	2001	2001	2001	2001	2001	2001	2001	2000	2000	2000	2000	TOTAL	CONSUMPTION								
8	GALLONS	JAN	FEB	MAR	APR	MAY	JUNE	JULY	AUG	SEPT	OCT	NOV	DEC	BILLS	(A)(B)	(SUM B)	BILLS						
9	0	0	0	0	0	0	0	0	0	0	0	0	0	0	0	0	172	172	0	0	0	0	
10	1	1	1	0	0	1	1	1	1	0	0	0	0	5	8	8	172	166	166	6	172	0.92%	
11	2	0	0	1	0	0	0	0	0	0	0	0	0	2	4	9	172	164	328	10	338	1.80%	
12	3	0	0	0	0	0	1	0	0	0	1	0	0	3	9	11	172	161	483	19	502	2.88%	
13	4	0	0	0	0	0	0	1	0	1	0	0	0	2	8	13	172	159	636	27	663	3.54%	
14	5	0	0	0	0	0	0	0	0	0	0	0	0	0	0	13	172	159	785	27	822	4.38%	
15	6	0	0	0	0	0	0	0	0	0	0	0	0	0	0	13	172	159	954	27	981	5.23%	
16	7	0	1	0	0	0	0	0	0	0	0	0	0	1	7	14	172	159	1105	34	1140	6.06%	
17	8	0	0	0	0	0	0	0	0	0	0	0	0	0	0	14	172	158	1264	34	1298	6.92%	
18	9	0	0	1	0	0	0	0	0	0	0	0	0	1	9	15	172	157	1413	43	1456	7.77%	
19	10	0	0	0	1	0	0	0	0	0	0	0	0	1	10	15	172	156	1560	53	1613	8.60%	
20	11	1	0	0	0	0	0	0	0	0	0	0	0	1	11	17	172	155	1705	64	1769	9.44%	
21	12	1	0	0	0	1	0	0	0	0	0	0	0	2	24	19	172	153	1836	86	1924	10.26%	
22	13	0	0	0	0	0	1	0	0	0	0	0	0	1	13	20	172	152	1976	101	2077	11.06%	
23	14	0	0	0	0	0	0	0	0	1	0	0	0	1	14	21	172	151	2114	115	2229	11.89%	
24	15	0	0	0	0	0	0	0	0	0	0	0	0	0	0	21	172	151	2265	115	2380	12.70%	
25	16	0	0	0	0	2	0	0	0	0	1	0	0	3	48	24	172	148	2368	163	2531	13.50%	
26	17	0	0	0	1	0	0	0	0	0	0	0	0	1	17	25	172	147	2468	180	2679	14.29%	
27	18	0	0	0	1	0	0	0	0	0	0	0	0	1	18	26	172	146	2528	196	2826	15.08%	
28	19	0	0	0	0	0	0	0	0	0	0	2	0	2	36	26	172	144	2738	236	2972	15.88%	
29	20	0	0	0	0	0	0	0	0	0	0	0	0	0	0	26	172	144	2880	236	3118	16.62%	
30	21	0	1	0	0	0	0	0	0	0	0	1	0	2	42	30	172	142	2962	278	3260	17.39%	
31	22	0	0	0	0	0	0	0	0	0	0	0	0	0	0	30	172	142	3124	278	3402	18.15%	
32	23	0	0	0	0	0	0	1	2	0	0	0	0	3	66	33	172	138	3197	347	3544	18.91%	
33	24	0	0	0	1	0	0	0	0	1	0	1	1	4	66	37	172	135	3240	443	3663	19.65%	
34	25	0	0	0	0	0	0	0	0	0	0	0	0	0	0	37	172	135	3375	443	3818	20.37%	
35	26	0	0	0	0	0	0	0	1	0	0	0	0	1	26	38	172	134	3484	459	3853	21.09%	
36	27	0	0	0	1	0	0	0	0	0	1	0	1	3	81	41	172	131	3537	560	4087	21.80%	

A	B	C	D	E	F	G	H	I	J	K	L	M	N	O	P	Q	R	S	T	U	V
37	0	0	0	0	0	0	0	0	0	0	0	0	0	0	0	172	131	3668	550	4218	22.60%
38	0	0	0	0	0	0	0	0	0	0	0	0	0	0	0	172	131	3799	550	4348	23.20%
39	0	0	0	0	0	0	0	0	0	0	0	0	0	0	0	172	130	3680	560	4480	23.90%
40	0	0	0	0	0	0	0	0	0	0	0	0	0	0	0	172	129	3688	611	4610	24.50%
41	0	0	0	0	0	0	0	0	0	0	0	0	0	0	0	172	128	4055	643	4739	25.20%
42	0	0	0	0	0	0	0	0	0	0	0	0	0	0	0	172	127	4191	676	4867	25.90%
43	0	0	0	0	0	0	0	0	0	0	0	0	0	0	0	172	126	4284	710	4994	26.64%
44	0	0	0	0	0	0	0	0	0	0	0	0	0	0	0	172	124	4340	786	5120	27.31%
45	0	0	0	0	0	0	0	0	0	0	0	0	0	0	0	172	123	4428	816	5244	27.97%
46	0	0	0	0	0	0	0	0	0	0	0	0	0	0	0	172	119	4403	994	5367	28.63%
47	0	0	0	0	0	0	0	0	0	0	0	0	0	0	0	172	118	4522	964	5489	29.28%
48	0	0	0	0	0	0	0	0	0	0	0	0	0	0	0	172	119	4641	964	5606	29.90%
49	0	0	0	0	0	0	0	0	0	0	0	0	0	0	0	172	115	4600	1124	5724	30.53%
50	0	0	0	0	0	0	0	0	0	0	0	0	0	0	0	172	112	4592	1247	5839	31.15%
51	0	0	0	0	0	0	0	0	0	0	0	0	0	0	0	172	111	4592	1289	5951	31.75%
52	0	0	0	0	0	0	0	0	0	0	0	0	0	0	0	172	108	4544	1418	6062	32.34%
53	0	0	0	0	0	0	0	0	0	0	0	0	0	0	0	172	104	4576	1594	6170	32.91%
54	0	0	0	0	0	0	0	0	0	0	0	0	0	0	0	172	104	4680	1594	6274	33.47%
55	0	0	0	0	0	0	0	0	0	0	0	0	0	0	0	172	102	4692	1686	6378	34.02%
56	0	0	0	0	0	0	0	0	0	0	0	0	0	0	0	172	102	4794	1686	6481	34.57%
57	0	0	0	0	0	0	0	0	0	0	0	0	0	0	0	172	102	4896	1886	6592	35.11%
58	0	0	0	0	0	0	0	0	0	0	0	0	0	0	0	172	98	4851	1833	6694	35.66%
59	0	0	0	0	0	0	0	0	0	0	0	0	0	0	0	172	98	4950	1833	6793	36.19%
60	0	0	0	0	0	0	0	0	0	0	0	0	0	0	0	172	99	4996	1894	6902	36.71%
61	0	0	0	0	0	0	0	0	0	0	0	0	0	0	0	172	98	4982	1926	6990	37.23%
62	0	0	0	0	0	0	0	0	0	0	0	0	0	0	0	172	96	5088	1989	7078	37.75%
63	0	0	0	0	0	0	0	0	0	0	0	0	0	0	0	172	96	5184	1989	7172	38.28%
64	0	0	0	0	0	0	0	0	0	0	0	0	0	0	0	172	95	5225	2043	7268	38.77%
65	0	0	0	0	0	0	0	0	0	0	0	0	0	0	0	172	94	5264	2099	7363	39.26%
66	0	0	0	0	0	0	0	0	0	0	0	0	0	0	0	172	92	5244	2113	7457	39.75%
67	0	0	0	0	0	0	0	0	0	0	0	0	0	0	0	172	92	5335	2213	7549	40.22%
68	0	0	0	0	0	0	0	0	0	0	0	0	0	0	0	172	91	5398	2272	7641	40.70%
69	0	0	0	0	0	0	0	0	0	0	0	0	0	0	0	172	90	5400	2332	7732	41.25%
70	0	0	0	0	0	0	0	0	0	0	0	0	0	0	0	172	86	5248	2376	7822	41.73%
71	0	0	0	0	0	0	0	0	0	0	0	0	0	0	0	172	85	5270	2336	7908	42.18%
72	0	0	0	0	0	0	0	0	0	0	0	0	0	0	0	172	85	5355	2393	7993	42.64%