



R. Wade Litchfield
 Senior Attorney
 Florida Authorized House Counsel
 Florida Power & Light Company
 700 Universe Boulevard
 Juno Beach, FL 33408-0420
 (561) 691-7135 (Facsimile)

ORIGINAL

Writer's Direct Dial:
 (561) 691-7101

December 10, 2001

RECEIVED- FPSC
 COMMISSION
 CLERK
 01 DEC 10 PM 4: 04

VIA HAND DELIVERY

Blanca S. Bayó, Director
 Division of the Commission Clerk and
 Administrative Services
 Florida Public Service Commission
 Betty Easley Conference Center, Room 110
 2540 Shumard Oak Boulevard
 Tallahassee, Florida 32399-0850

Re: Docket No. 010001-EI - Monthly Fuel Filings

Dear Ms. Bayó:

Enclosed herewith for filing are the original and five (5) copies of the following monthly fuel reports for FPL:

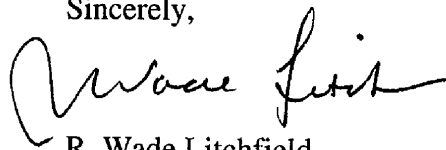
- (a) FPSC Forms 423-1, 423-1(a) and 423-1(b) for Florida Power & Light Company for the month of August 2001;
- (b) FPSC Forms 423-2, 423-2(a), and 423-2(b) for St. Johns River Power Park for the month of August 2001;
- (c) FPSC Forms 423-2, 423-2(a), and 423-2(b) for Plant Scherer for the month of July 2001; and

FPL's Request for Confidential Classification of the information removed from Form 423 1(a) is being filed under separate cover.

Should you have any questions regarding this filing, please contact me at (561) 691-7101.

Thanking you for your attention to this matter, I remain,

Sincerely,




R. Wade Litchfield

RWL/jsb
 Enclosures
 cc: Service List

Doc/423 Fuel Filing/August 2001
 an FPL Group company

APP
 CAF
 CMP
 COM
 STR
 ECR
 LEG
 DPC
 PAI
 TGO
 REC
 ER
 TH

RECEIVED & FILED

 FPSC-BUREAU OF RECORDS

DOCUMENT NUMBER-DATE

15404 DEC 10 01

FPSC-COMMISSION CLERK

MONTHLY REPORT OF COST AND QUALITY OF FUEL OIL FOR ELECTRIC PLANTS
ORIGIN, VOLUME, DELIVERED PRICE AND AS RECEIVED QUANTITY

1. REPORTING MONTH: AUG YEAR: 2001
2. REPORTING COMPANY: FLORIDA POWER & LIGHT COMPANY

3. NAME, TITLE, TELEPHONE NUMBER OF CONTACT PERSON CONCERNING DATA
SUBMITTED ON THIS FORM: RITA MCLELLAN, REGULATORY AFFAIRS, (305) - 552- 4069
4. SIGNATURE OF OFFICIAL SUBMITTING REPORT: *Paul A. Karm*
5. DATE COMPLETED: 10/16/2001

DOCUMENT NUMBER - DATE
15403 DEC 10 01
FPSC-COMMISSION CLERK

| LINE NO | PLANT | SUPPLIER | SHIPPING POINT | PURCHASE TYPE | DELIVERY LOCATION | DELIVERY DATE | TYPE OIL | SULFUR (%) | BTU CONTENT (BTU / GAL) | VOLUME (BBL) | PRICE (\$/BBL) |
|---------|----------------|--------------|-------------------|---------------|-------------------|---------------|----------|------------|-------------------------|--------------|----------------|
| 1 | MANATEE | COASTAL | RIVER | MTC | PORT MANATEE | 08/11/2001 | F06 | 0.97 | 151929 | 276848 | 20.7150 |
| 2 | MANATEE | COASTAL | HFOTI | MTC | PORT MANATEE | 08/28/2001 | F06 | 0.99 | 151786 | 276308 | 21.6400 |
| 3 | SANFORD | COASTAL | HFOTI | MTC | JACKSONVILLE | 08/02/2001 | F06 | 0.99 | 150810 | 66520 | 22.2360 |
| 4 | MANATEE | FAMM | FREEPOR | MTC | PORT MANATEE | 08/05/2001 | F06 | 1.00 | 150952 | 110903 | 21.0850 |
| 5 | SANFORD | NOVARCO | LOWER RIVER | MTC | JACKSONVILLE | 08/20/2001 | F06 | 1.40 | 153738 | 228386 | 21.1460 |
| 6 | CAPE CANAVERAL | NOVARCO LTD. | RIVER | MTC | PORT CANAVERAL | 08/31/2001 | F06 | 0.99 | 151000 | 139172 | 23.4110 |
| 7 | FT. MYERS | COASTAL | GRETNA | S | BOCA GRANDE | 08/21/2001 | F06 | 0.96 | 152381 | 59445 | 21.1520 |
| 8 | MANATEE | COASTAL | ITT/GRETNA | S | PORT MANATEE | 08/13/2001 | F06 | 1.00 | 152262 | 129514 | 20.6300 |
| 9 | MANATEE | COASTAL | GRETNA | S | PORT MANATEE | 08/19/2001 | F06 | 0.98 | 153190 | 74680 | 21.1430 |
| 10 | MANATEE | COASTAL | ST ROSE & GRETNA | S | PORT MANATEE | 08/30/2001 | F06 | 0.93 | 153429 | 134983 | 22.4640 |
| 11 | SANFORD | COLONIAL | JACKSONVILLE | S | JACKSONVILLE | 08/20/2001 | F06 | 2.20 | 150952 | 20197 | 19.3600 |
| 12 | PT. EVERGLADES | GLENCORE | ST ROSE | S | PORT EVERGLADES | 08/24/2001 | F06 | 0.95 | 153476 | 119651 | 22.2160 |
| 13 | TURKEY POINT | GLENCORE | ST ROSE | S | FISHER ISLAND | 08/03/2001 | F06 | 0.98 | 153310 | 118154 | 21.1160 |
| 14 | TURKEY POINT | GLENCORE | ST ROSE | S | FISHER ISLAND | 08/13/2001 | F06 | 1.00 | 153381 | 120035 | 21.0120 |
| 15 | PT. EVERGLADES | KOCH | BORCO | S | PORT EVERGLADES | 08/23/2001 | F06 | 0.98 | 150714 | 325879 | 20.8350 |
| 16 | MARTIN | NOVARCO | ST ROSE & GRETNA | S | PALM BEACH | 08/11/2001 | F06 | 1.00 | 151333 | 116965 | 20.9810 |
| 17 | MARTIN | NOVARCO | NEW ORLEANS | S | PALM BEACH | 08/30/2001 | F06 | 1.00 | 151333 | 112947 | 23.1760 |
| 18 | RIVIERA | NOVARCO | ST ROSE | S | RIVIERA | 08/10/2001 | F06 | 1.60 | 151857 | 141556 | 20.4770 |
| 19 | RIVIERA | NOVARCO | RIVER | S | RIVIERA | 08/21/2001 | F06 | 0.96 | 153667 | 116794 | 21.9890 |
| 20 | RIVIERA | NOVARCO | RIVER | S | RIVIERA | 08/23/2001 | F06 | 1.70 | 153548 | 144904 | 21.5960 |
| 21 | CAPE CANAVERAL | VITOL | BAHAMAS | S | PORT CANAVERAL | 08/19/2001 | F06 | 0.96 | 149000 | 166082 | 21.2840 |
| 22 | MARTIN | VITOL | BAHAMAS | S | PALM BEACH | 08/27/2001 | F06 | 1.00 | 150690 | 146139 | 22.0400 |
| 23 | MARTIN | VITOL | BAHAMAS | S | PALM BEACH | 08/31/2001 | F06 | 0.95 | 150167 | 100729 | 21.5400 |
| 24 | PT EVERGLADES | VITOL | BAHAMAS | S | PORT EVERGLADES | 08/06/2001 | F06 | 1.00 | 150381 | 167375 | 21.0930 |
| 25 | RIVIERA | VITOL | BAHAMAS | S | RIVIERA | 08/31/2001 | F06 | 0.96 | 150167 | 46018 | 21.5400 |
| 26 | TURKEY POINT | VITOL | BAHAMAS | S | FISHER ISLAND | 08/23/2001 | F06 | 0.96 | 149762 | 145182 | 21.7240 |
| 27 | MANATEE | COASTAL | NA-TRUCK DELIVERY | STC | | 08/14/2001 | FO2 | N/A | N/A | 177 | |

MONTHLY REPORT OF COST AND QUALITY OF FUEL OIL FOR ELECTRIC PLANTS
 ORIGIN, VOLUME, DELIVERED PRICE AND AS RECEIVED QUANTITY

FPSC FORM NO. 423-1

1. REPORTING MONTH: AUG YEAR: 2001
 2. REPORTING COMPANY: FLORIDA POWER & LIGHT COMPANY

3. NAME, TITLE, TELEPHONE NUMBER OF CONTACT PERSON CONCERNING DATA
 SUBMITTED ON THIS FORM: RITA MCLELLAN, REGULATORY AFFAIRS, (305) 552-4069

4. SIGNATURE OF OFFICIAL SUBMITTING REPORT: *Paul A. Karn*

5. DATE COMPLETED: 10/16/2001

| LINE NO | PLANT | SUPPLIER | SHIPPING POINT | PURCHASE TYPE | DELIVERY LOCATION | DELIVERY DATE | TYPE OIL | SULFUR (%) | BTU CONTENT (BTU / GAL) | VOLUME (BBLs) | PRICE (\$/BBL) |
|---------|----------------|------------|-------------------|---------------|-------------------|---------------|----------|------------|-------------------------|---------------|----------------|
| 28 | MANATEE | COASTAL | NA-TRUCK DELIVERY | STC | | 08/14/2001 | FO2 | N/A | N/A | 177 | * |
| 29 | TURKEY POINT | ROYAL | NA-TRUCK DELIVERY | STC | | 08/18/2001 | FO2 | N/A | N/A | 129 | * |
| 30 | PT. EVERGLADES | AMERIGAS | NA-TRUCK DELIVERY | STC | | 08/02/2001 | PRO | N/A | N/A | 12 | 40.8000 |
| 31 | PT. EVERGLADES | AMERIGAS | NA-TRUCK DELIVERY | STC | | 08/16/2001 | PRO | N/A | N/A | 11 | 40.5000 |
| 32 | PT. EVERGLADES | AMERIGAS | NA-TRUCK DELIVERY | STC | | 08/30/2001 | PRO | N/A | N/A | 11 | 40.3900 |
| 33 | TURKEY POINT | AMERIGAS | NA-TRUCK DELIVERY | STC | | 08/10/2001 | PRO | N/A | N/A | 6 | 45.4200 |
| 34 | RIVIERA | AMERIGAS | NA-TRUCK DELIVERY | STC | | 08/02/2001 | PRO | N/A | N/A | 8 | 41.3400 |
| 35 | RIVIERA | AMERIGAS | NA-TRUCK DELIVERY | STC | | 08/16/2001 | PRO | N/A | N/A | 7 | 41.1100 |
| 36 | RIVIERA | AMERIGAS | NA-TRUCK DELIVERY | STC | | 08/29/2001 | PRO | N/A | N/A | 5 | 41.1800 |
| 37 | MARTIN | INDIANTOWN | NA-TRUCK DELIVERY | STC | | 08/06/2001 | PRO | N/A | N/A | 11 | 39.4800 |
| 38 | MANATEE | SUBURBAN | NA-TRUCK DELIVERY | STC | | 08/16/2001 | PRO | N/A | N/A | 8 | 39.5600 |
| 39 | SANFORD | SUBURBAN | NA-TRUCK DELIVERY | STC | | 08/09/2001 | PRO | N/A | N/A | 8 | 38.5900 |
| 40 | MANATEE | SUBURBAN | NA-TRUCK DELIVERY | STC | | 08/01/2001 | PRO | N/A | N/A | 10 | 38.7600 |
| 41 | MANATEE | SUBURBAN | NA-TRUCK DELIVERY | STC | | 08/03/2001 | PRO | N/A | N/A | 10 | 38.7300 |
| 42 | MANATEE | SUBURBAN | NA-TRUCK DELIVERY | STC | | 08/31/2001 | PRO | N/A | N/A | 12 | 39.5100 |
| 43 | SANFORD | SUBURBAN | NA-TRUCK DELIVERY | STC | | 08/16/2001 | PRO | N/A | N/A | 7 | 39.6500 |
| 44 | CAPE CANAVERAL | SUBURBAN | NA-TRUCK DELIVERY | STC | | 08/02/2001 | PRO | N/A | N/A | 7 | 38.8700 |

EDITED COPY

MONTHLY REPORT OF COST AND QUALITY OF FUEL OIL FOR ELECTRIC PLANTS
DETAIL OF INVOICE AND TRANSPORTATION CHARGES

FPSC FORM NO. 423-1 (a)

1. REPORTING MONTH: AUG YEAR: 2001
2. REPORTING COMPANY: FLORIDA POWER LIGHT COMPANY

3. NAME, TITLE, TELEPHONE NUMBER OF CONTACT PERSON CONCERNING DATA
SUBMITTED ON THIS FORM: RITA MCLELLAN, REGULATORY AFFAIRS, (305) 552 - 4069
4. SIGNATURE OF OFFICIAL SUBMITTING REPORT: *Paul A. Karm*
5. DATE COMPLETED: 10/16/2001

| (A) | (B) | (C) | (D) | (E) | (F) | (G) | (H) | (I) | (J) | (K) | (L) | (M) | (N) | (O) | (P) | (Q) | (R) |
|---------|----------------|--------------|-------------------|---------------|----------|--------------|------------------------|---------------------|---------------|-----------------|----------------------------|------------------|------------------------------|-------------------------|--------------------------------|---------------------|--------------------------|
| LINE NO | PLANT | SUPPLIER | DELIVERY LOCATION | DELIVERY DATE | TYPE OIL | VOLUME (BBL) | INVOICE PRICE (\$/BBL) | INVOICE AMOUNT (\$) | DISCOUNT (\$) | NET AMOUNT (\$) | NET PRICE ADJUST. (\$/BBL) | QUALITY (\$/BBL) | EFFECTIVE PUR PRICE (\$/BBL) | TRANSP TO TERM (\$/BBL) | ADDITIONAL TRANS CHGS (\$/BBL) | OTHER CHGS (\$/BBL) | DELIVERED PRICE (\$/BBL) |
| 1 | MANATEE | COASTAL | PORT MANATEE | 08/11/200 | F06 | 276848 | | | | | | | | | | | 20.9507 |
| 2 | MANATEE | COASTAL | PORT MANATEE | 08/28/200 | F06 | 276308 | | | | | | | | | | | 21.8757 |
| 3 | SANFORD | COASTAL | JACKSONVILLE | 08/02/200 | F06 | 66520 | | | | | | | | | | | 23.5031 |
| 4 | MANATEE | FAMM | PORT MANATEE | 08/05/200 | F06 | 110903 | | | | | | | | | | | 21.3207 |
| 5 | SANFORD | NOVARCO | JACKSONVILLE | 08/20/200 | F06 | 228386 | | | | | | | | | | | 22.4131 |
| 6 | CAPE CANAVERAL | NOVARCO LTD. | PORT CANAVERAL | 08/31/200 | F06 | 139172 | | | | | | | | | | | 23.9675 |
| 7 | FT. MYERS | COASTAL | BOCA GRANDE | 08/21/200 | F06 | 59445 | | | | | | | | | | | 21.5528 |
| 8 | MANATEE | COASTAL | PORT MANATEE | 08/13/200 | F06 | 129514 | | | | | | | | | | | 20.8657 |
| 9 | MANATEE | COASTAL | PORT MANATEE | 08/19/200 | F06 | 74680 | | | | | | | | | | | 21.3787 |
| 10 | MANATEE | COASTAL | PORT MANATEE | 08/30/200 | F06 | 134983 | | | | | | | | | | | 22.6997 |
| 11 | SANFORD | COLONIAL | JACKSONVILLE | 08/20/200 | F06 | 20197 | | | | | | | | | | | 20.6271 |
| 12 | PT. EVERGLADES | GLENCORE | PORT EVERGLADES | 08/24/200 | F06 | 119651 | | | | | | | | | | | 22.4602 |
| 13 | TURKEY POINT | GLENCORE | FISHER ISLAND | 08/03/200 | F06 | 118154 | | | | | | | | | | | 21.8989 |
| 14 | TURKEY POINT | GLENCORE | FISHER ISLAND | 08/13/200 | F06 | 120035 | | | | | | | | | | | 21.7949 |
| 15 | PT. EVERGLADES | KOCH | PORT EVERGLADES | 08/23/200 | F06 | 325879 | | | | | | | | | | | 21.0792 |
| 16 | MARTIN | NOVARCO | PALM BEACH | 08/11/200 | F06 | 116965 | | | | | | | | | | | 21.4189 |
| 17 | MARTIN | NOVARCO | PALM BEACH | 08/30/200 | F06 | 112947 | | | | | | | | | | | 23.6139 |
| 18 | RIVIERA | NOVARCO | RIVIERA | 08/10/200 | F06 | 141556 | | | | | | | | | | | 20.6690 |
| 19 | RIVIERA | NOVARCO | RIVIERA | 08/21/200 | F06 | 116794 | | | | | | | | | | | 22.1810 |
| 20 | RIVIERA | NOVARCO | RIVIERA | 08/23/200 | F06 | 144904 | | | | | | | | | | | 21.7880 |
| 21 | CAPE CANAVERAL | VITOL | PORT CANAVERAL | 08/19/200 | F06 | 166082 | | | | | | | | | | | 21.8405 |
| 22 | MARTIN | VITOL | PALM BEACH | 08/27/200 | F06 | 146139 | | | | | | | | | | | 22.4779 |
| 23 | MARTIN | VITOL | PALM BEACH | 08/31/200 | F06 | 100729 | | | | | | | | | | | 21.9779 |
| 24 | PT. EVERGLADES | VITOL | PORT EVERGLADES | 08/06/200 | F06 | 167375 | | | | | | | | | | | 21.3372 |
| 25 | RIVIERA | VITOL | RIVIERA | 08/31/200 | F06 | 46018 | | | | | | | | | | | 21.7320 |
| 26 | TURKEY POINT | VITOL | FISHER ISLAND | 08/23/200 | F06 | 145182 | | | | | | | | | | | 22.5069 |
| 27 | MANATEE | COASTAL | | 08/14/200 | FO2 | 177 | | | | | | | | | | | 36.5000 |
| 28 | MANATEE | COASTAL | | 08/14/200 | FO2 | 177 | | | | | | | | | | | 36.5000 |
| 29 | TURKEY POINT | ROYAL | | 08/18/200 | FO2 | 129 | | | | | | | | | | | 34.8500 |
| 30 | PT. EVERGLADES | AMERIGAS | | 08/02/200 | PRO | 12 | 40.8000 | 490 | 0 | 490 | 40.8000 | 0.0000 | 40.8000 | 0.0000 | 0.0000 | 0.0000 | 40.8000 |

MONTHLY REPORT OF COST AND QUALITY OF FUEL OIL FOR ELECTRIC PLANTS
 DETAIL OF INVOICE AND TRANSPORTATION CHARGES

FPSC FORM NO. 423-1 (a)

1. REPORTING MONTH: AUG YEAR: 2001

2. REPORTING COMPANY: FLORIDA POWER LIGHT COMPANY

3. NAME, TITLE, TELEPHONE NUMBER OF CONTACT PERSON CONCERNING DATA
 SUBMITTED ON THIS FORM: RITA MCLELLAN, REGULATORY AFFAIRS, (305) 552-4069

4. SIGNATURE OF OFFICIAL SUBMITTING REPORT: Paul A. Yam

5. DATE COMPLETED: 10/16/2001

| (A) | (B) | (C) | (D) | (E) | (F) | (G) | (H) | (I) | (J) | (K) | (L) | (M) | (N) | (O) | (P) | (Q) | (R) |
|----------|----------------|------------|-------------------|---------------|----------|---------------|------------------------|---------------------|---------------|-----------------|--------------------|--------------------------|------------------------------|-------------------------|--------------------------------|---------------------|--------------------------|
| LINE NO. | PLANT | SUPPLIER | DELIVERY LOCATION | DELIVERY DATE | TYPE OIL | VOLUME (BBLs) | INVOICE PRICE (\$/BBL) | INVOICE AMOUNT (\$) | DISCOUNT (\$) | NET AMOUNT (\$) | NET PRICE (\$/BBL) | QUALITY ADJUST. (\$/BBL) | EFFECTIVE PUR PRICE (\$/BBL) | TRANSP TO TERM (\$/BBL) | ADDITIONAL TRANS CHGS (\$/BBL) | OTHER CHGS (\$/BBL) | DELIVERED PRICE (\$/BBL) |
| 31 | PT. EVERGLADES | AMERIGAS | | 08/16/200 | PRO | 11 | 40.5000 | 446 | 0 | 446 | 40.5000 | 0.0000 | 40.5000 | 0.0000 | 0.0000 | 0.0000 | 40.5000 |
| 32 | PT. EVERGLADES | AMERIGAS | | 08/30/200 | PRO | 11 | 40.3900 | 444 | 0 | 444 | 40.3900 | 0.0000 | 40.3900 | 0.0000 | 0.0000 | 0.0000 | 40.3900 |
| 33 | TURKEY POINT | AMERIGAS | | 08/10/200 | PRO | 6 | 45.4200 | 273 | 0 | 273 | 45.4200 | 0.0000 | 45.4200 | 0.0000 | 0.0000 | 0.0000 | 45.4200 |
| 34 | RIVIERA | AMERIGAS | | 08/02/200 | PRO | 8 | 41.3400 | 331 | 0 | 331 | 41.3400 | 0.0000 | 41.3400 | 0.0000 | 0.0000 | 0.0000 | 41.3400 |
| 35 | RIVIERA | AMERIGAS | | 08/16/200 | PRO | 7 | 41.1100 | 288 | 0 | 288 | 41.1100 | 0.0000 | 41.1100 | 0.0000 | 0.0000 | 0.0000 | 41.1100 |
| 36 | RIVIERA | AMERIGAS | | 08/29/200 | PRO | 5 | 41.1800 | 206 | 0 | 206 | 41.1800 | 0.0000 | 41.1800 | 0.0000 | 0.0000 | 0.0000 | 41.1800 |
| 37 | MARTIN | INDIANTOWN | | 08/06/200 | PRO | 11 | 39.4800 | 434 | 0 | 434 | 39.4800 | 0.0000 | 39.4800 | 0.0000 | 0.0000 | 0.0000 | 39.4800 |
| 38 | MANATEE | SUBURBAN | | 08/16/200 | PRO | 8 | 39.5600 | 316 | 0 | 316 | 39.5600 | 0.0000 | 39.5600 | 0.0000 | 0.0000 | 0.0000 | 39.5600 |
| 39 | SANFORD | SUBURBAN | | 08/09/200 | PRO | 8 | 38.5900 | 309 | 0 | 309 | 38.5900 | 0.0000 | 38.5900 | 0.0000 | 0.0000 | 0.0000 | 38.5900 |
| 40 | MANATEE | SUBURBAN | | 08/01/200 | PRO | 10 | 38.7600 | 388 | 0 | 388 | 38.7600 | 0.0000 | 38.7600 | 0.0000 | 0.0000 | 0.0000 | 38.7600 |
| 41 | MANATEE | SUBURBAN | | 08/03/200 | PRO | 10 | 38.7300 | 387 | 0 | 387 | 38.7300 | 0.0000 | 38.7300 | 0.0000 | 0.0000 | 0.0000 | 38.7300 |
| 42 | MANATEE | SUBURBAN | | 08/31/200 | PRO | 12 | 39.5100 | 474 | 0 | 474 | 39.5100 | 0.0000 | 39.5100 | 0.0000 | 0.0000 | 0.0000 | 39.5100 |
| 43 | SANFORD | SUBURBAN | | 08/16/200 | PRO | 7 | 39.6500 | 278 | 0 | 278 | 39.6500 | 0.0000 | 39.6500 | 0.0000 | 0.0000 | 0.0000 | 39.6500 |
| 44 | CAPE CANAVERAL | SUBURBAN | | 08/02/200 | PRO | 7 | 38.8700 | 272 | 0 | 272 | 38.8700 | 0.0000 | 38.8700 | 0.0000 | 0.0000 | 0.0000 | 38.8700 |

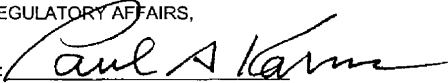
FPSC FORM NO 423-1(b)

MONTHLY REPORT OF COST AND QUALITY OF FUEL OIL FOR ELECTRIC PLANTS
REPORT OF ADJUSTMENTS TO PREVIOUS OIL DELIVERIES

1 REPORTING MONTH AUGUST YEAR: 2001

3. NAME, TITLE, & TELEPHONE NUMBER OF CONTACT PERSON CONCERNING DATA
SUBMITTED ON THIS FORM: RITA McLELLAN, REGULATORY AFFAIRS,

2. REPORTING COMPANY: FLORIDA POWER & LIGHT COMPANY

4. SIGNATURE OF OFFICIAL SUBMITTING REPORT: 

5 DATE COMPLETED: 10/16/2001

| LINE NO | MONTH REPORTED | FORM PLANT NAME | SUPPLIER | ORIGINAL LINE NUMBER | OLD VOLUME (BBLS) | FORM NO | COLUMN DESIGNATOR & TITLE | OLD VALUE | NEW VALUE | NEW DELIVERED PRICE (\$/BBL) | REASON FOR REVISION |
|---------|----------------|-----------------|----------|----------------------|-------------------|---------|---------------------------|-----------|-----------|------------------------------|---------------------|
| (A) | (B) | (C) | (D) | (E) | (F) | (G) | (H) | (I) | (J) | (K) | (L) |
| 1 | NONE | | | | | | | | | | |

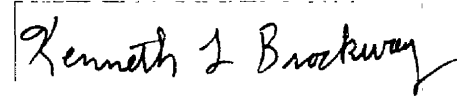
**MONTHLY REPORT OF COST AND QUALITY OF COAL FOR ELECTRIC PLANTS
ORIGIN, TONNAGE, DELIVERED PRICE AND AS RECEIVED QUALITY**

1. Report For Month/Yr: **August 2001**

4. Name, Title & Telephone Number of Contact
Person Concerning Data Submitted on this Form: **Sally W. Hill (305-552-4244)**

2. Reporting Company: **Florida Power & Light**

5. Signature of Official Submitting Report:



3. Plant Name: **St. Johns River Power Park (SJRPP)**

6. Date Completed:

September 10, 2001

| Line No. | Supplier Name | Mine Location | Purchase Type | Transportation Mode | Tons | Effective Purchase Price (\$/Ton) | Total Trans Cost (\$/Ton) | FOB Plant Price (\$/Ton) | As Received Coal Quality | | | |
|----------|------------------------------|---------------|---------------|---------------------|--------|-----------------------------------|---------------------------|--------------------------|--------------------------|-----------------|-----------------|----------------------|
| | | | | | | | | | Sulfur Content (%) | Btu Content (%) | Ash Content (%) | Moisture Content (%) |
| (a) | (b) | (c) | (d) | (e) | (f) | (g) | (h) | (i) | (j) | (k) | (l) | (m) |
| 1 | Aimcor | ,TX, | S | OC | 7,567 | 11.50 | 0.00 | 11.50 | 6.16 | 14,049 | 0.30 | 7.30 |
| 2 | Arch Coal Sales | 08,KY,195 | LTC | UR | 5,759 | 25.72 | 15.98 | 41.70 | 1.23 | 12,123 | 11.70 | 7.40 |
| 3 | Arch Coal Sales | 08,WV,039 | LTC | UR | 5,797 | 21.95 | 18.66 | 40.61 | 0.87 | 12,128 | 13.50 | 5.80 |
| 4 | CZN | 45,IM,999 | S | OC | 12,246 | 42.18 | 0.00 | 42.18 | 0.60 | 11,814 | 7.60 | 11.10 |
| 5 | Consolidation Coal Company | 02,PA,059 | S | UR | 8,260 | 21.00 | 16.76 | 37.76 | 1.63 | 13,148 | 6.90 | 5.80 |
| 6 | Intercor | 45,IM,999 | LTC | OC | 31,049 | 36.58 | 0.00 | 36.58 | 0.61 | 11,804 | 8.20 | 10.60 |
| 7 | James River Coal Sales, Inc. | 08,KY,095 | LTC | UR | 7,812 | 24.75 | 17.53 | 42.28 | 1.33 | 12,736 | 9.20 | 5.80 |
| 8 | TCP Petcoke Corporation | ,TX, | LTC | OC | 7,715 | 20.81 | 0.00 | 20.81 | 6.82 | 14,467 | 0.10 | 4.70 |


**MONTHLY REPORT OF COST AND QUALITY OF COAL FOR ELECTRIC PLANTS
DETAIL OF INVOICE PURCHASE PRICE**

1. Report For Month/Yr: **August 2001**

4. Name, Title & Telephone Number of Contact
Person Concerning Data Submitted on this Form: **Sally W. Hill (305-552-4244)**

2. Reporting Company: **Florida Power & Light**

5. Signature of Official Submitting Report:



3. Plant Name: **St. Johns River Power Park (SJRPP)**

6. Date Completed: **September 10, 2001**

| Line No. | Supplier Name | Mine Location | Purchase Type | Tons | FOB Mine Price (\$/Ton) | Short Haul & Loading Charge | Original Invoice Price (\$/Ton) | Retro-active Price Increases (\$/Ton) | Base Price (\$/Ton) | Quality Adjustments (\$/Ton) | Effective Purchase Price (\$/Ton) |
|----------|------------------------------|---------------|---------------|--------|-------------------------|-----------------------------|---------------------------------|---------------------------------------|---------------------|------------------------------|-----------------------------------|
| (a) | (b) | (c) | (d) | (e) | (f) | (g) | (h) | (i) | (j) | (k) | (l) |
| 1 | Aimcor | ,TX, | S | 7,567 | 11.50 | 0.00 | 11.50 | 0.00 | 11.50 | 0.00 | 11.50 |
| 2 | Arch Coal Sales | 08,KY,195 | LTC | 5,759 | 25.72 | 0.00 | 25.72 | 0.00 | 25.72 | 0.00 | 25.72 |
| 3 | Arch Coal Sales | 08,WV,039 | LTC | 5,797 | 21.95 | 0.00 | 21.95 | 0.00 | 21.95 | 0.00 | 21.95 |
| 4 | CZN | 45,IM,999 | S | 12,246 | 42.18 | 0.00 | 42.18 | 0.00 | 42.18 | 0.00 | 42.18 |
| 5 | Consolidation Coal Company | 02,PA,059 | S | 8,260 | 21.00 | 0.00 | 21.00 | 0.00 | 21.00 | 0.00 | 21.00 |
| 6 | Intercor | 45,IM,999 | LTC | 31,049 | 36.58 | 0.00 | 36.58 | 0.00 | 36.58 | 0.00 | 36.58 |
| 7 | James River Coal Sales, Inc. | 08,KY,095 | LTC | 7,812 | 24.75 | 0.00 | 24.75 | 0.00 | 24.75 | 0.00 | 24.75 |
| 8 | TCP Petcoke Corporation | ,TX, | LTC | 7,715 | 20.81 | 0.00 | 20.81 | 0.00 | 20.81 | 0.00 | 20.81 |


**MONTHLY REPORT OF COST AND QUALITY OF COAL FOR ELECTRIC PLANTS
DETAIL OF TRANSPORTATION CHARGES**

1. Report For Month/Yr: **August 2001**

4. Name, Title & Telephone Number of Contact
Person Concerning Data Submitted on this Form: **Sally W. Hill (305-552-4244)**

2. Reporting Company: **Florida Power & Light**

5. Signature of Official Submitting Report:



3. Plant Name: **St. Johns River Power Park (SJRPP)**

6. Date Completed:

September 10, 2001

| Line No. | Supplier Name | Mine Location | Shipping Point | Transportation Mode | Tons | Effective Purchase Price (\$/Ton) | Short Haul & Loading Charge (\$/Ton) | Rail Charges | | Waterborne Charges | | | | Total Transport Charges (\$/Ton) | FOB Plant Price (\$/Ton) |
|----------|------------------------------|---------------|----------------|---------------------|--------|-----------------------------------|--------------------------------------|--------------------|-----------------------------|---------------------------|-----------------------------|---------------------------|------------------------------|----------------------------------|--------------------------|
| | | | | | | | | Rail Rate (\$/Ton) | Other Rail Charges (\$/Ton) | River Barge Rate (\$/Ton) | Trans-loading Rate (\$/Ton) | Ocean Barge Rate (\$/Ton) | Other Water Charges (\$/Ton) | | |
| (a) | (b) | (c) | (d) | (e) | (f) | (g) | (h) | (i) | (j) | (k) | (l) | (m) | (n) | (o) | |
| 1 | Aimcor | ,TX, | AIMCOR | OC | 7,567 | 11.50 | 0.00 | 0.00 | 0.00 | 0.00 | 0.00 | 0.00 | 0.00 | 0.00 | 11.50 |
| 2 | Arch Coal Sales | 08,KY,195 | APEX MINE | UR | 5,759 | 25.72 | 0.00 | 15.98 | 0.00 | 0.00 | 0.00 | 0.00 | 0.00 | 0.00 | 41.70 |
| 3 | Arch Coal Sales | 08,WV,039 | SAMPLES MINE | UR | 5,797 | 21.95 | 0.00 | 18.66 | 0.00 | 0.00 | 0.00 | 0.00 | 0.00 | 0.00 | 40.61 |
| 4 | CZN | 45,IM,999 | CZN-EL CERREJ | OC | 12,246 | 42.18 | 0.00 | 0.00 | 0.00 | 0.00 | 0.00 | 0.00 | 0.00 | 0.00 | 42.18 |
| 5 | Consolidation Coal Company | 02,PA,059 | BAILEY | UR | 8,260 | 21.00 | 0.00 | 16.76 | 0.00 | 0.00 | 0.00 | 0.00 | 0.00 | 0.00 | 37.76 |
| 6 | Intercor | 45,IM,999 | EL CERREJON | OC | 31,049 | 36.58 | 0.00 | 0.00 | 0.00 | 0.00 | 0.00 | 0.00 | 0.00 | 0.00 | 36.58 |
| 7 | James River Coal Sales, Inc. | 08,KY,095 | CLOVER MINE | UR | 7,812 | 24.75 | 0.00 | 17.53 | 0.00 | 0.00 | 0.00 | 0.00 | 0.00 | 0.00 | 42.28 |
| 8 | TCP Petcoke Corporation | ,TX, | TCP-DOMESTIC | OC | 7,715 | 20.81 | 0.00 | 0.00 | 0.00 | 0.00 | 0.00 | 0.00 | 0.00 | 0.00 | 20.81 |

NOTES: 1) SJRPP reported coal volumes represents FPL's 20% share of total receipts.

**MONTHLY REPORT OF COST AND QUALITY OF COAL FOR ELECTRIC PLANTS
ORIGIN, TONNAGE, DELIVERED PRICE, AND AS RECEIVED QUALITY**

1. Reporting Month: **July** Year: **2001**
2. Reporting Company: **FLORIDA POWER & LIGHT COMPANY**
3. Plant Name: **R.W.SCHERER**
4. Name, Title & Telephone Number of Contact Person Concerning Data Submitted on this Form: **Michael E. Lamp, Business Manager (478) 994-0022, ext. 3903.**
5. Signature of Official Submitting Report: *Ken Brockway*
6. Date Completed: **01-Oct-01**

| Line No. | Supplier Name | Mine Location | Purchase Type | Transport Mode | Tons | Purchase Price (\$/Ton) | Effective Transport Charges (\$/Ton) | Total FOB Plant Price (\$/Ton) | Sulfur Content (%) | Btu Content (Btu/lb) | Ash Content (%) | Moisture Content (%) |
|----------|----------------|---------------|---------------|----------------|------------|-------------------------|--------------------------------------|--------------------------------|--------------------|----------------------|-----------------|----------------------|
| (a) | (b) | (c) | (d) | (e) | (f) | (g) | (h) | (i) | (j) | (k) | (l) | (m) |
| (1) | AEI COAL SALES | 08/KY/159 | MTC | UR | 20,608.01 | 48.276 | 13.13 | 61.406 | 0.65 | 12,523 | 8.28 | 7.37 |
| (2) | BLUEGRASS | 08/WV/059 | MTC | UR | 9,423.46 | 46.155 | 13.05 | 59.205 | 0.62 | 11,998 | 11.78 | 7.04 |
| (3) | KENNECOTT | 19/WY/005 | S | UR | 109,728.19 | 4.968 | 22.37 | 27.338 | 0.25 | 8,788 | 5.36 | 26.28 |
| (4) | JACOBS RANCH | 19/WY/005 | S | UR | 42,078.46 | 4.543 | 22.37 | 26.913 | 0.40 | 8,767 | 5.21 | 27.56 |

**MONTHLY REPORT OF COST AND QUALITY OF COAL FOR ELECTRIC PLANTS
DETAILED PURCHASED COAL INVOICE INFORMATION**

1. Reporting Month: **July** Year: **2001**
 2. Reporting Company: **FLORIDA POWER & LIGHT COMPANY**
 3. Plant Name: **R.W.SCHERER**

4. Name, Title & Telephone Number of Contact Person Concerning Data Submitted on this Form: Michael E. Lamp, Business Manager (478) 994-0022, ext. 3903.

5. Signature of Official Submitting Report: 

6. Date Completed: 06-Dec-01

| Line No. | Supplier Name | Mine Location | Purch. Type | Tons | FOB Mine Price (\$/Ton) | Shorthaul & Loading Charges (\$/Ton) | Original Invoice Price (\$/Ton) | Retroactive Price Increase (\$/Ton) | Base Price (\$/Ton) | Quality Adjustments (\$/Ton) | Effective Purchase Price (\$/Ton) |
|----------|----------------|---------------|-------------|------------|-------------------------|--------------------------------------|---------------------------------|-------------------------------------|---------------------|------------------------------|-----------------------------------|
| (a) | (b) | (c) | (d) | (e) | (f) | (g) | (h) | (i) | (j) | (k) | (l) |
| (1) | AEI COAL SALES | 08/KY/159 | MTC | 20,608.01 | 45.860 | - | 45.860 | - | 45.860 | 2.416 | 48.276 |
| (2) | BLUEGRASS | 08/WV/059 | MTC | 9,423.46 | 45.860 | - | 45.860 | - | 45.860 | 0.295 | 46.155 |
| (3) | KENNECOTT | 19/WY/005 | S | 109,728.19 | 4.976 | - | 4.976 | - | 4.976 | (0.008) | 4.968 |
| (4) | JACOBS RANCH | 19/WY/005 | S | 42,078.46 | 4.548 | - | 4.548 | - | 4.548 | (0.005) | 4.543 |

**MONTHLY REPORT OF COST AND QUALITY OF COAL FOR ELECTRIC PLANTS
DETAILED TRANSPORTATION INVOICE INFORMATION**

1. Reporting Month: **July** Year: **2001**
 2. Reporting Company: **FLORIDA POWER & LIGHT COMPANY**
 3. Plant Name: **R.W.SCHERER**

4. Name, Title & Telephone Number of Contact Person Concerning Data
 Submitted on this Form: Michael E. Lamp, Business Manager
 (478) 994-0022, ext. 3903.

5. Signature of Official Submitting Report: *Ken Brookway*

6. Date Completed: 01-Oct-01

| Line No. | Supplier Name | Mine Location | Shipping Point | Transport Mode | Tons | Effective Purchase Price (\$/Ton) | Additional Shorthaul & Loading Charges (\$/Ton) | Rail Charges | | Waterborne Charges | | | | Other Related Charges (\$/Ton) | Total Transportation Charges (\$/Ton) | FOB Plant Price (\$/Ton) |
|----------|----------------|---------------|------------------|----------------|------------|-----------------------------------|-------------------------------------------------|--------------------|-----------------------------|---------------------------|-----------------------------|---------------------------|------------------------------|--------------------------------|---------------------------------------|--------------------------|
| | | | | | | | | Rail Rate (\$/Ton) | Other Rail Charges (\$/Ton) | River Barge Rate (\$/Ton) | Trans-loading Rate (\$/Ton) | Ocean Barge Rate (\$/Ton) | Other Water Charges (\$/Ton) | | | |
| (a) | (b) | (c) | (d) | (e) | (f) | (g) | (h) | (i) | (j) | (k) | (l) | (m) | (n) | (o) | (p) | (q) |
| (1) | AEI COAL SALES | 08/KY/159 | PONTIKI, KY. | UR | 20,608.01 | 48.276 | - | 13.13 | - | - | - | - | - | - | 13.13 | 61.406 |
| (2) | BLUEGRASS | 08/WV/059 | MARROWBONE, WV | UR | 9,423.46 | 46.155 | - | 13.05 | - | - | - | - | - | - | 13.05 | 59.205 |
| (3) | KENNECOTT | 19/WY/005 | CONVERSE JCTN WY | UR | 109,728.19 | 4.968 | - | 22.37 | - | - | - | - | - | - | 22.37 | 27.338 |
| (4) | JACOBS RANCH | 19/WY/005 | JACOBS JCTN, WY. | UR | 42,078.46 | 4.543 | - | 22.37 | - | - | - | - | - | - | 22.37 | 26.913 |

CERTIFICATE OF SERVICE

I, **THE UNDERSIGNED COUNSEL, HEREBY CERTIFY** that copies of Florida Power & Light Company's forms 423-1, 423-1(a) edited, and 423-1(b) for the month of August, 2001; copies of St. Johns River Power Park forms 423-2, 423-2(a), and 423-2(b) for the month of August, 2001; and copies of Plant Scherer forms 423-2, 423-2(a), and 423-2(b) for the month of July, 2001 have been served via first class mail, postage prepaid to the parties listed below, this 10th day of December, 2001:

Bob Elias, Chief
Bureau of Electric & Gas
Division of Legal Services
Florida Public Service Commission
Gerald L. Gunter Building - Third Floor
2540 Shumard Oak Boulevard
Tallahassee, FL 32399-0850

Joseph A. McGlothlin, Esquire
Vicki Gordon Kaufman, Esquire
McWhirter, Reeves, McGlothlin,
Davidson, et als.
117 S. Gadsden Street
Tallahassee, FL 32301

G. Edison Holland, Esquire
Beggs & Lane
P.O. Box 12950
Pensacola, FL 32576

Jack Shreve, Esquire
Office of Public Counsel
111 W. Madison Street, Room 812
Tallahassee, FL 32399-1400

Major Gary A. Enders
United States Air Force
HQ USAF/ULT, STOP 21
Tyndall AFB, FL 32403-6001


Lee L. Wills, Esquire
James D. Beasley, Esquire
Ausley, McMullen, McGehee,
Carothers & Proctor
P.O. Box 391
Tallahassee, FL 32302

Kenneth Hoffman, Esquire
Rutledge, Ecenia, Underwood
Purnell & Hoffman, P.A.
P.O. Box 551
Tallahassee, FL 32301-0551

Lee G. Schmudde, Esquire
Reedy Creek Utilities, Inc.
P.O. Box 40
Lake Buena Vista, FL 32830

Occidental Chemical Corporation
Energy Group
P.O. Box 809050
Dallas, TX 75380-9050

James A. McGee, Esquire
P.O. Box 14042
St. Petersburg, FL 33733


R. Wade Litchfield