



Florida Power
A Progress Energy Company

JAMES A. MCGEE

December 18, 2001

Ms. Blanco S. Bayo, Director
Division of Records and Reporting
Florida Public Service Commission
2540 Shumard Oak Blvd.
Tallahassee, Florida 32399-0850

Re: Docket No. 010001-EI

Dear Ms. Bayo:

Enclosed for filing are ten (10) copies of Florida Power Corporation's FPSC 423 Forms for the month of October 2001. Forms 423-1A, 423-2, 423-2A, 423-2B, and 423-2C contained in this filing have been edited to delete certain confidential information. Florida Power's Request for Specified Confidential Treatment, which includes an unedited copy of the 423 Forms, has been submitted for filing this date under separate cover.

Please acknowledge your receipt and filing of the above on the enclosed copy of this letter and return same to me.

Very truly yours,

James A. McGee

JAM:kbd
Enclosures
cc: Parties of record

CERTIFICATE OF SERVICE

Docket No. 010001-EI

I HEREBY CERTIFY that a true copy of Florida Power Corporation's 423 Forms for the month of October 2001 have been furnished to the following individuals by regular U.S. Mail this 18th day of December 2001.

Matthew M. Childs, Esquire
Steel, Hector & Davis
215 South Monroe, Suite 601
Tallahassee, FL 32301-1804

Stephen C. Burgess, Esquire
Office of the Public Counsel
111 West Madison Street
Room 812
Tallahassee, FL 32399-1400

Jeffrey A. Stone, Esquire
Russell A. Badders, Esquire
Beggs and Lane
P. O. Box 12950
Pensacola, FL 32576-2950


Joseph A. McGlothlin, Esquire
Vicki Gordon Kaufman, Esquire
McWhirter, Reeves, McGlothlin,
Davidson, Decker, Kaufman,
Arnold & Steen, P.A.
117 S. Gadsden Street
Tallahassee, FL 32301

Lee L. Willis, Esquire
James D. Beasley, Esquire
Ausley & McMullen
P. O. Box 391
Tallahassee, FL 32302

John McWhirter, Jr.
McWhirter, Reeves, McGlothlin,
Davidson, Decker, Kaufman,
Arnold & Steen, P.A.
P. O. Box 3350
Tampa, FL 33601

Wm. Cochran Keating, IV
Staff Counsel
Florida Public Service Commission
2540 Shumard Oak Boulevard
Tallahassee, FL 32399-0850

Norman Horton, Jr., Esquire
Messer, Caparello & Self
P. O. Box 1876
Tallahassee, FL 32302


James McGee

MONTHLY REPORT OF COST AND QUALITY OF FUEL OIL FOR ELECTRIC PLANTS
ORIGIN, VOLUME, DELIVERED PRICE AND AS RECEIVED QUALITY

1 REPORTING MONTH Oct-01

2 REPORTING COMPANY FLORIDA POWER CORPORATION

3 NAME, TITLE & TELEPHONE NUMBER OF CONTACT PERSON CONCERNING DATA
SUBMITTED ON THIS FORM JIMMY L. WILSON, PROJECT ANALYST (919) 546-2132

4 SIGNATURE OF OFFICIAL SUBMITTING REPORT *Pamela R. Murphy*
PAM MURPHY - DIRECTOR, GAS & OIL TRADING

5. DATE COMPLETED 12/12/01

LINE NO (a)	PLANT NAME (b)	SUPPLIER NAME (c)	SHIPPING POINT (d)	PURCHASE TYPE (e)	DELIVERY LOCATION (f)	DELIVERY DATE (g)	TYPE OIL (h)	SULFUR CONTENT (%) (i)	BTU CONTENT (Btu/gal) (j)	VOLUME (Bbls) (k)	DELIVERED PRICE (\$/Bbl) (l)
1	ANCLOTE	NO DELIVERIES									
2	AVON PARK PEAKERS	BP OIL COMPANY	TAMPA, FL	MTC	FOB PLANT	10/01	F02	0.50	139,754	1,064	\$29.7678
3	BARTOW	NO DELIVERIES									
4	BARTOW PEAKERS	CENTRAL OIL COMPANY	TAMPA, FL	MTC	FOB PLANT	10/01	F02	0.45	139,100	22,151	\$28.8041
5	BARTOW SOUTH FUEL TERMINAL	RIO ENERGY INTERNATIONAL INC	HOUSTON, TX	MTC	FOB TERMINAL	10/01	F06	1.30	156,692	116,162	\$21.8792
6	BARTOW SOUTH FUEL TERMINAL	RIO ENERGY INTERNATIONAL INC	HOUSTON, TX	MTC	FOB TERMINAL	10/01	F06	1.30	156,197	119,318	\$20.0701
7	BARTOW SOUTH FUEL TERMINAL	RIO ENERGY INTERNATIONAL INC.	HOUSTON, TX	MTC	FOB TERMINAL	10/01	F06	1.30	156,197	120,117	\$19.4912
8	BARTOW NORTH FUEL TERMINAL	RIO ENERGY INTERNATIONAL INC.	HOUSTON, TX	MTC	FOB TERMINAL	10/01	F06	1.72	155,806	120,589	\$19.0601
9	BARTOW FUEL TERMINAL-UNIT 4	RIO ENERGY INTERNATIONAL INC	HOUSTON, TX	MTC	FOB TERMINAL	10/01	F06	2.32	155,482	239,497	\$18.6414
10	BAYBORO PEAKERS	NO DELIVERIES									
11	CRYSTAL RIVER NORTH	BP OIL COMPANY	TAMPA, FL	MTC	FOB PLANT	10/01	F02	0.50	139,754	7,849	\$30.2886
12	CRYSTAL RIVER SOUTH	BP OIL COMPANY	TAMPA, FL	MTC	FOB PLANT	10/01	F02	0.50	139,754	2,494	\$29.9926
13	DEBARY PEAKERS	BP OIL COMPANY	TAMPA, FL	MTC	FOB PLANT	10/01	F02	0.29	149,460	42,052	\$30.1034
14	HINES PLANT PEAKERS	NO DELIVERIES									
15	HIGGINS PEAKERS	NO DELIVERIES									
16	INTERCESSION CITY PEAKERS	NO DELIVERIES									
17	CRYSTAL RIVER NUCLEAR PLANT	NO DELIVERIES									
18	RIO PINAR PEAKERS	BP OIL COMPANY	TAMPA, FL	MTC	FOB PLANT	10/01	F02	0.50	139,754	355	\$28.4733

MONTHLY REPORT OF COST AND QUALITY OF FUEL OIL FOR ELECTRIC PLANTS
ORIGIN, VOLUME, DELIVERED PRICE AND AS RECEIVED QUALITY

1 REPORTING MONTH Oct-01

3 NAME, TITLE & TELEPHONE NUMBER OF CONTACT PERSON CONCERNING DATA
SUBMITTED ON THIS FORM: JIMMY L. WILSON, PROJECT ANALYST (919) 546-2132

2 REPORTING COMPANY FLORIDA POWER CORPORATION

4 SIGNATURE OF OFFICIAL SUBMITTING REPORT *Pamela R. Murphy*
PAM MURPHY - DIRECTOR, GAS & OIL TRADING

5 DATE COMPLETED: 12/12/01

LINE NO (a)	PLANT NAME (b)	SUPPLIER NAME (c)	SHIPPING POINT (d)	PURCHASE TYPE (e)	DELIVERY LOCATION (f)	DELIVERY DATE (g)	TYPE OIL (h)	SULFUR CONTENT (%) (i)	BTU CONTENT (Btu/gal) (j)	VOLUME (Bbls) (k)	DELIVERED PRICE (\$/Bbl) (l)
1	ANCLOTE	NO DELIVERIES									
2	AVON PARK PEAKERS	BP OIL COMPANY	TAMPA, FL	MTC	FOB PLANT	10/01	F02	0.50	139,754	1,064	\$29 7678
3	BARTOW	NO DELIVERIES									
4	BARTOW PEAKERS	CENTRAL OIL COMPANY	TAMPA, FL	MTC	FOB PLANT	10/01	F02	0.45	139,100	22,151	\$28 8041
5	BARTOW SOUTH FUEL TERMINAL	RIO ENERGY INTERNATIONAL INC	HOUSTON, TX	MTC	FOB TERMINAL	10/01	F06	1.30	156,692	116,162	\$21 8792
6	BARTOW SOUTH FUEL TERMINAL	RIO ENERGY INTERNATIONAL INC	HOUSTON, TX	MTC	FOB TERMINAL	10/01	F06	1.30	156,197	119,318	\$20 0701
7	BARTOW SOUTH FUEL TERMINAL	RIO ENERGY INTERNATIONAL INC	HOUSTON, TX	MTC	FOB TERMINAL	10/01	F06	1.30	156,197	120,117	\$19 4912
8	BARTOW NORTH FUEL TERMINAL	RIO ENERGY INTERNATIONAL INC	HOUSTON, TX	MTC	FOB TERMINAL	10/01	F06	1.72	155,806	120,589	\$19.0601
9	BARTOW FUEL TERMINAL-UNIT 4	RIO ENERGY INTERNATIONAL INC	HOUSTON, TX	MTC	FOB TERMINAL	10/01	F06	2.32	155,482	239,497	\$18 6414
10	BAYBORO PEAKERS	NO DELIVERIES									
11	CRYSTAL RIVER NORTH	BP OIL COMPANY	TAMPA, FL	MTC	FOB PLANT	10/01	F02	0.50	139,754	7,849	\$30 2886
12	CRYSTAL RIVER SOUTH	BP OIL COMPANY	TAMPA, FL	MTC	FOB PLANT	10/01	F02	0.50	139,754	2,494	\$29 9926
13	DEBARY PEAKERS	BP OIL COMPANY	TAMPA, FL	MTC	FOB PLANT	10/01	F02	0.29	149,460	42,052	\$30 1034
14	HINES PLANT PEAKERS	NO DELIVERIES									
15	HIGGINS PEAKERS	NO DELIVERIES									
16	INTERCESSION CITY PEAKERS	NO DELIVERIES									
17	CRYSTAL RIVER NUCLEAR PLANT	NO DELIVERIES									
18	RIO PINAR PEAKERS	BP OIL COMPANY	TAMPA, FL	MTC	FOB PLANT	10/01	F02	0.50	139,754	355	\$28.4733

MONTHLY REPORT OF COST AND QUALITY OF FUEL OIL FOR ELECTRIC PLANTS
ORIGIN, VOLUME, DELIVERED PRICE AND AS RECEIVED QUALITY

1 REPORTING MONTH Oct-01
2 REPORTING COMPANY FLORIDA POWER CORPORATION

3 NAME, TITLE & TELEPHONE NUMBER OF CONTACT PERSON CONCERNING DATA
SUBMITTED ON THIS FORM JIMMY L. WILSON, PROJECT ANALYST (919) 546-2132

4 SIGNATURE OF OFFICIAL SUBMITTING REPORT *Pamela R. Murphy*
PAM MURPHY - DIRECTOR, GAS & OIL TRADING

5 DATE COMPLETED 12/11/01

LINE NO. (a)	PLANT NAME (b)	SUPPLIER NAME (c)	SHIPPING POINT (d)	PURCHASE TYPE (e)	DELIVERY LOCATION (f)	DELIVERY DATE (g)	TYPE OIL (h)	SULFUR CONTENT (%) (i)	BTU CONTENT (Btu/gal) (j)	VOLUME (Bbls) (k)	DELIVERED PRICE (\$/Bbl) (l)
19	SUWANNEE PEAKERS	BP OIL COMPANY	TAMPA, FL	MTC	FOB PLANT	10/01	F02	0.50	139,754	6,924	\$30.8682
20	SUWANNEE PEAKERS	BP OIL COMPANY	TAMPA, FL	MTC	FOB PLANT	10/01	F02	0.50	139,754	18,899	\$30.1798
21	SUWANNEE STEAM PLANT	TEXPAR ENERGY INC	VALDOSTA, GA	MTC	FOB PLANT	10/01	F06	0.91	155,287	7,297	\$23.7120
22	SUWANNEE STEAM PLANT	TEXPAR ENERGY INC.	VALDOSTA, GA	MTC	FOB PLANT	10/01	F06	1.69	156,487	9,787	\$23.6350
23	SUWANNEE STEAM PLANT	NO DELIVERIES									
24	STEUART FUEL TERMINAL	NO DELIVERIES									
25	TURNER STEAM PLANT	NO DELIVERIES									
26	TURNER PEAKERS	NO DELIVERIES									
27	UNIVERSITY OF FLORIDA	NO DELIVERIES									

**MONTHLY REPORT OF COST AND QUALITY OF COAL FOR ELECTRIC PLANTS
ORIGIN, TONNAGE, DELIVERED PRICE AND AS RECEIVED QUALITY**


1. Report for: Mo. October 2001

2. Reporting Company: Florida Power Corporation

3. Plant Name: Crystal River 1 & 2

4. Name, Title and Telephone Number of Contact
Person Concerning Data Submitted on this Form
Delmar J. Clark Jr., Business Analyst
(727) 824-6616

5. Signature of Official Submitting Report


Delmar J. Clark Jr., Business Analyst

6. Date Completed: December 14, 2001


Line No.	Supplier Name	Mine Location	Purchase Type	Transportation Mode	Tons	Effective Purchase Price (\$/Ton)	Total Transportation Cost (\$/Ton)	F.O.B. Plant Price (\$/Ton)	As Received Coal Quality			
									Percent Sulfur (%)	Btu Content (Btu/lb)	Percent Ash (%)	Percent Moisture (%)
(a)	(b)	(c)	(d)	(e)	(f)	(g)	(h)	(i)	(j)	(k)	(l)	(m)
1	AEI Coal Sales Co., Inc.	08 , Ky , 193	MTC	UR	40,607			\$43.13	0.86	12,240	12.07	5.64
2	Consolidated Coal Sales	08 , Ky , 133	MTC	UR	10,703			\$43.59	1.25	12,848	8.26	6.36
3	Consolidated Coal Sales	08 , Ky , 133	MTC	UR	30,961			\$42.14	1.18	12,827	8.18	6.43
4	Dynegy Marketing & Trade	08 , Ky , 195	S	UR	10,434			\$62.39	0.97	12,517	11.02	5.58
5	Dynegy Marketing & Trade	08 , Wv , 101	S	UR	30,625			\$63.31	0.95	12,120	13.42	4.85
6	A. T. Massey Coal Company	08 , Ky , 195	MTC	UR	59,546			\$42.34	1.23	12,549	9.34	6.63
7	Quaker Coal Company, Inc.	08 , Ky , 195	S	UR	9,508			\$63.84	1.02	12,861	9.05	6.12
8	Transfer Facility	N/A	N/A	OB	N/A			N/A	N/A	N/A	N/A	N/A

**MONTHLY REPORT OF COST AND QUALITY OF COAL FOR ELECTRIC PLANTS
ORIGIN, TONNAGE, DELIVERED PRICE AND AS RECEIVED QUALITY**

- 1. Report for: Mo. October 2001
- 2. Reporting Company: Florida Power Corporation
- 3. Plant Name: Crystal River 4 & 5

4. Name, Title and Telephone Number of Contact Person Concerning Data Submitted on this Form
 Delmar J. Clark Jr., Business Analyst
 (727) 824-6616

5. Signature of Official Submitting Report


 Delmar J. Clark Jr., Business Analyst

6. Date Completed: December 14, 2001

Line No.	Supplier Name	Mine Location	Purchase Type	Transportation Mode	Tons	Effective Purchase Price (\$/Ton)	Total Transportation Cost (\$/Ton)	F.O.B. Plant Price (\$/Ton)	As Received Coal Quality			
									Percent Sulfur (%)	Btu Content (Btu/lb)	Percent Ash (%)	Percent Moisture (%)
(a)	(b)	(c)	(d)	(e)	(f)	(g)	(h)	(i)	(j)	(k)	(l)	(m)
1	AEI Coal Sales Co., Inc.	08 , Ky , 193	S	UR	9,871			\$64.42	0.69	12,590	9.86	5.30
2	Alliance Coal Sales Corp.	08 , Ky , 195	MTC	UR	39,328			\$44.63	0.69	12,858	7.76	6.30
3	Created Mining, LLC	08 , Ky , 133	MTC	UR	11,007			\$70.52	0.75	13,125	6.54	5.66
4	Duke Energy Merchants, LLC	08 , Ky , 193	S	UR	10,313			\$64.92	0.76	13,006	8.20	5.01
5	Massey Coal Sales Company, Inc.	08 , Wv , 5	S	UR	10,139			\$60.22	0.68	12,152	11.59	6.51
6	Powell Mountain Coal Company	08 , Ky , 119	LTC	UR	9,579			\$52.59	0.74	12,892	8.28	5.69
7	Powell Mountain Coal Company	08 , Ky , 119	LTC	UR	20,361			\$51.14	0.72	12,825	8.50	5.85
8	Quaker Coal Company, Inc.	08 , Ky , 195	MTC	UR	10,387			\$51.33	0.71	12,463	11.90	5.37
9	Quaker Coal Company, Inc.	08 , Ky , 195	MTC	UR	50,363			\$49.88	0.68	12,582	11.01	5.80
10	Quaker Coal Company, Inc.	08 , Ky , 195	MTC	UR	10,075			\$49.88	0.74	12,782	8.91	6.86
11	Transfer Facility	N/A	N/A	OB	97,645			\$63.31	0.66	12,269	9.99	7.57

**MONTHLY REPORT OF COST AND QUALITY OF COAL FOR ELECTRIC PLANTS
ORIGIN, TONNAGE, DELIVERED PRICE AND AS RECEIVED QUALITY**


1. Report for: Mo. October 2001

2. Reporting Company: Florida Power Corporation

3. Plant Name: Transfer Facility - IMT

4. Name, Title and Telephone Number of Contact
Person Concerning Data Submitted on this Form
Delmar J. Clark Jr., Business Analyst
(727) 824-6616

5. Signature of Official Submitting Report


Delmar J. Clark Jr., Business Analyst

6. Date Completed: December 14, 2001

Line No.	Supplier Name	Mine Location	Purchase Type	Transportation Mode	Tons	Effective Purchase Price (\$/Ton)	Total Transportation Cost (\$/Ton)	F.O.B. Plant Price (\$/Ton)	As Received Coal Quality			
									Percent Sulfur (%)	Btu Content (Btu/lb)	Percent Ash (%)	Percent Moisture (%)
(a)	(b)	(c)	(d)	(e)	(f)	(g)	(h)	(i)	(j)	(k)	(l)	(m)
1	Pen Coal Company	08 , Ky , 159	MTC	B	15,025			\$49.68	0.67	12,226	8.86	7.40
2	Pen Coal Company	08 , Wv , 99	MTC	B	4,978			\$49.68	0.65	12,281	10.70	6.50
3	Black Hawk Synfuel, LLC	08 , Wv , 39	S	B	29,512			\$66.16	0.68	12,178	12.26	6.80
4	Black Hawk Synfuel, LLC	08 , Wv , 39	S	B	60,903			\$62.91	0.68	12,120	12.49	6.96
5	New River Synfuel, LLC	08 , Wv , 39	S	B	52,300			\$42.11	0.68	12,186	11.96	7.06

REVISED

FPSC FORM NO. 423-2A

MONTHLY REPORT OF COST AND QUALITY OF COAL FOR ELECTRIC PLANTS
ORIGIN, TONNAGE, DELIVERED PRICE AND AS RECEIVED QUALITY

1. Report for: Mo. October 2001

2. Reporting Company: Florida Power Corporation

3. Plant Name: Crystal River 1 & 2

4. Name, Title and Telephone Number of Contact
Person Concerning Data Submitted on this Form
Delmar J. Clark Jr., Business Analyst
(727) 824-6616

5. Signature of Official Submitting Report


Delmar J. Clark Jr., Business Analyst

6. Date Completed: December 14, 2001

Line No.	Supplier Name	Mine Location	Purchase Type	Tons	F.O.B. Mine Price (\$/Ton)	Short Haul & Loading Charges (\$/Ton)	Original Invoice Price (\$/Ton)	Retro-active Price Increases (\$/Ton)	Base Price (\$/Ton)	Quality Adjust-ments (\$/Ton)	Effective Purchase Price (\$/Ton)
(a)	(b)	(c)	(d)	(e)	(f)	(g)	(h)	(i)	(j)	(k)	(l)
1	AEI Coal Sales Co., Inc.	08 , Ky , 193	MTC	40,607		\$0.00					
2	Consolidated Coal Sales	08 , Ky , 133	MTC	10,703		\$0.00					
3	Consolidated Coal Sales	08 , Ky , 133	MTC	30,961		\$0.00					
4	Dynegy Marketing & Trade	08 , Ky , 195	S	10,434		\$0.00					
5	Dynegy Marketing & Trade	08 , Wv , 101	S	30,625		\$0.00					
6	A. T. Massey Coal Company	08 , Ky , 195	MTC	59,546		\$0.00					
7	Quaker Coal Company, Inc.	08 , Ky , 195	S	9,508		\$0.00					
8	Transfer Facility	N/A	N/A	N/A		\$0.00					

REVISED

FPSC FORM NO. 423-2A

MONTHLY REPORT OF COST AND QUALITY OF COAL FOR ELECTRIC PLANTS
ORIGIN, TONNAGE, DELIVERED PRICE AND AS RECEIVED QUALITY


1. Report for: Mo. October 2001

2. Reporting Company: Florida Power Corporation

3. Plant Name: Crystal River 4 & 5

4. Name, Title and Telephone Number of Contact
Person Concerning Data Submitted on this Form
Delmar J. Clark Jr., Business Analyst
(727) 824-6616

5. Signature of Official Submitting Report


Delmar J. Clark Jr., Business Analyst

6. Date Completed: December 14, 2001

Line No.	Supplier Name	Mine Location	Purchase Type	Tons	F.O.B. Mine Price (\$/Ton)	Short Haul & Loading Charges (\$/Ton)	Original Invoice Price (\$/Ton)	Retro-active Price Increases (\$/Ton)	Base Price (\$/Ton)	Quality Adjustments (\$/Ton)	Effective Purchase Price (\$/Ton)
(a)	(b)	(c)	(d)	(e)	(f)	(g)	(h)	(i)	(j)	(k)	(l)
1	AEI Coal Sales Co., Inc.	08 , Ky , 193	S	9,871		\$0.00					
2	Alliance Coal Sales Corp.	08 , Ky , 195	MTC	39,328		\$0.00					
3	Created Mining, LLC	08 , Ky , 133	MTC	11,007		\$0.00					
4	Duke Energy Merchants, LLC	08 , Ky , 193	S	10,313		\$0.00					
5	Massey Coal Sales Company, Inc.	08 , Wv , 5	S	10,139		\$0.00					
6	Powell Mountain Coal Company	08 , Ky , 119	LTC	9,579		\$0.00					
7	Powell Mountain Coal Company	08 , Ky , 119	LTC	20,361		\$0.00					
8	Quaker Coal Company, Inc.	08 , Ky , 195	MTC	10,387		\$0.00					
9	Quaker Coal Company, Inc.	08 , Ky , 195	MTC	50,363		\$0.00					
10	Quaker Coal Company, Inc.	08 , Ky , 195	MTC	10,075		\$0.00					
11	Transfer Facility	N/A	N/A	97,645		\$0.00					

REVISED

FPSC FORM NO. 423-2A

MONTHLY REPORT OF COST AND QUALITY OF COAL FOR ELECTRIC PLANTS
ORIGIN, TONNAGE, DELIVERED PRICE AND AS RECEIVED QUALITY


1. Report for: Mo. October 2001

2. Reporting Company: Florida Power Corporation

3. Plant Name: Transfer Facility - IMT

4. Name, Title and Telephone Number of Contact
Person Concerning Data Submitted on this Form
Delmar J. Clark Jr., Business Analyst
(727) 824-6616

5. Signature of Official Submitting Report


Delmar J. Clark Jr., Business Analyst

6. Date Completed: December 14, 2001

Line No.	Supplier Name	Mine Location	Purchase Type	Tons	F.O.B. Mine Price (\$/Ton)	Short Haul & Loading Charges (\$/Ton)	Original Invoice Price (\$/Ton)	Retro-active Price Inc(Dec) (\$/Ton)	Base Price (\$/Ton)	Quality Adjust-ments (\$/Ton)	Effective Purchase Price (\$/Ton)
(a)	(b)	(c)	(d)	(e)	(f)	(g)	(h)	(i)	(j)	(k)	(l)
1	Pen Coal Company	08 , Ky , 159	MTC	15,025		\$0.00					
2	Pen Coal Company	08 , Wv , 99	MTC	4,978		\$0.00					
3	Black Hawk Synfuel, LLC	08 , Wv , 39	S	29,512		\$0.00					
4	Black Hawk Synfuel, LLC	08 , Wv , 39	S	60,903		\$0.00					
5	New River Synfuel, LLC	08 , Wv , 39	S	52,300		\$0.00					

**MONTHLY REPORT OF COST AND QUALITY OF COAL FOR ELECTRIC PLANTS
ORIGIN, TONNAGE, DELIVERED PRICE AND AS RECEIVED QUALITY**

1. Report for: Mo. October 2001

2. Reporting Company: Florida Power Corporation

3. Plant Name: Crystal River 1 & 2

4. Name, Title and Telephone Number of Contact
Person Concerning Data Submitted on this Form
Delmar J. Clark Jr., Business Analyst
(727) 824-6616

5. Signature of Official Submitting Report


Delmar J. Clark Jr., Business Analyst

6. Date Completed: December 14, 2001

Line No.	Supplier Name	Mine Location	Shipping Point	Transportation Mode	Tons	Effective Purchase Price (\$/Ton)	Additional Shorthaul & Loading Charges (\$/Ton)	Rail Rate (\$/Ton)	Other Rail Charges (\$/Ton)	River Barge Rate (\$/Ton)	Trans-loading Rate (\$/Ton)	Ocean Barge Rate (\$/Ton)	Other Water Charges (\$/Ton)	Other Related Charges (\$/Ton)	Transportation Charges (\$/Ton)	F.O.B. Plant Price (\$/Ton)
1	AEI Coal Sales Co., Inc.	08 , Ky , 193	Perry, Ky	UR	40,607		N/A			N/A	N/A	N/A	\$0.00	\$0.00		\$43.13
2	Consolidated Coal Sales	08 , Ky , 133	Letcher, Ky	UR	10,703		N/A			N/A	N/A	N/A	\$0.00	\$0.00		\$43.59
3	Consolidated Coal Sales	08 , Ky , 133	Letcher, Ky	UR	30,961		N/A			N/A	N/A	N/A	\$0.00	\$0.00		\$42.14
4	Dynegy Marketing & Trade	08 , Ky , 195	Pike, Ky	UR	10,434		N/A			N/A	N/A	N/A	\$0.00	\$0.00		\$62.39
5	Dynegy Marketing & Trade	08 , Wv , 101	Webster, Wv	UR	30,625		N/A			N/A	N/A	N/A	\$0.00	\$0.00		\$63.31
6	A. T. Massey Coal Company	08 , Ky , 195	Pike, Ky	UR	59,546		N/A			N/A	N/A	N/A	\$0.00	\$0.00		\$42.34
7	Quaker Coal Company, Inc.	08 , Ky , 195	Pike, Ky	UR	9,508		N/A			N/A	N/A	N/A	\$0.00	\$0.00		\$63.84
8	Transfer Facility	N/A	Plaquemines Parrish, La	OB	N/A		N/A			N/A	N/A	N/A	\$0.00	\$0.00		N/A

**MONTHLY REPORT OF COST AND QUALITY OF COAL FOR ELECTRIC PLANTS
ORIGIN, TONNAGE, DELIVERED PRICE AND AS RECEIVED QUALITY**

1. Report for: Mo. October 2001

2. Reporting Company: Florida Power Corporation

3. Plant Name: Crystal River 4 & 5

4. Name, Title and Telephone Number of Contact Person Concerning Data Submitted on this Form
Delmar J. Clark Jr., Business Analyst
(727) 824-6616

5. Signature of Official Submitting Report


Delmar J. Clark Jr., Business Analyst

6. Date Completed: December 14, 2001


Line No.	Supplier Name	Mine Location	Shipping Point	Transportation Mode	Tons	Effective Purchase Price (\$/Ton)	Additional Shorthaul & Loading Charges (\$/Ton)	Rail Rate (\$/Ton)	Other Rail Charges (\$/Ton)	River Barge Rate (\$/Ton)	Trans-loading Rate (\$/Ton)	Ocean Barge Rate (\$/Ton)	Other Water Charges (\$/Ton)	Other Related Charges (\$/Ton)	Transportation Charges (\$/Ton)	F.O.B. Plant Price (\$/Ton)
(a)	(b)	(c)	(d)	(e)	(f)	(g)	(h)	(i)	(j)	(k)	(l)	(m)	(n)	(o)	(p)	(q)
1	AEI Coal Sales Co., Inc.	08 , Ky , 193	Perry, Ky	UR	9,871		N/A			N/A	N/A	N/A	\$0.00	\$0.00		\$64.42
2	Alliance Coal Sales Corp.	08 , Ky , 195	Pike, Ky	UR	39,328		N/A			N/A	N/A	N/A	\$0.00	\$0.00		\$44.63
3	Created Mining, LLC	08 , Ky , 133	Letcher, Ky	UR	11,007		N/A			N/A	N/A	N/A	\$0.00	\$0.00		\$70.52
4	Duke Energy Merchants, LLC	08 , Ky , 193	Perry, Ky	UR	10,313		N/A			N/A	N/A	N/A	\$0.00	\$0.00		\$64.92
5	Massey Coal Sales Company, Inc.	08 , Wv , 5	Boone, Wv	UR	10,139		N/A			N/A	N/A	N/A	\$0.00	\$0.00		\$60.22
6	Powell Mountain Coal Company	08 , Ky , 119	Knott, Ky	UR	9,579		N/A			N/A	N/A	N/A	\$0.00	\$0.00		\$52.59
7	Powell Mountain Coal Company	08 , Ky , 119	Knott, Ky	UR	20,361		N/A			N/A	N/A	N/A	\$0.00	\$0.00		\$51.14
8	Quaker Coal Company, Inc.	08 , Ky , 195	Pike, Ky	UR	10,387		N/A			N/A	N/A	N/A	\$0.00	\$0.00		\$51.33
9	Quaker Coal Company, Inc.	08 , Ky , 195	Pike, Ky	UR	50,363		N/A			N/A	N/A	N/A	\$0.00	\$0.00		\$49.88
10	Quaker Coal Company, Inc.	08 , Ky , 195	Pike, Ky	UR	10,075		N/A			N/A	N/A	N/A	\$0.00	\$0.00		\$49.88
11	Transfer Facility	N/A	Plaquemines Parrish, La	OB	97,645		N/A			N/A	N/A	N/A	\$0.00	\$0.00		\$63.31

**MONTHLY REPORT OF COST AND QUALITY OF COAL FOR ELECTRIC PLANTS
ORIGIN, TONNAGE, DELIVERED PRICE AND AS RECEIVED QUALITY**

- 1. Report for: Mo. October 2001
- 2. Reporting Company: Florida Power Corporation
- 3. Plant Name: Transfer Facility - IMT

4. Name, Title and Telephone Number of Contact
Person Concerning Data Submitted on this Form
Delmar J. Clark Jr., Business Analyst
(727) 824-6616

5. Signature of Official Submitting Report


Delmar J. Clark Jr., Business Analyst

6. Date Completed: December 14, 2001

Line No.	Supplier Name	Mine Location	Shipping Point	Transportation Mode	Tons	Effective Purchase Price (\$/Ton)	Additional Shorthaul & Loading Charges (\$/Ton)	Rail Rate (\$/Ton)	Other Rail Charges (\$/Ton)	River Barge Rate (\$/Ton)	Trans-loading Rate (\$/Ton)	Ocean Barge Rate (\$/Ton)	Other Water Charges (\$/Ton)	Other Related Charges (\$/Ton)	Transportation Charges (\$/Ton)	F.O.B. Plant Price (\$/Ton)
1	Pen Coal Company	08 , Ky , 159	Martin, Ky	B	15,025		N/A	N/A	N/A	N/A	N/A	N/A	N/A	N/A		\$49.68
2	Pen Coal Company	08 , Wv , 99	Wayne, Wv	B	4,978		N/A	N/A	N/A	N/A	N/A	N/A	N/A	N/A		\$49.68
3	Black Hawk Synfuel, LLC	08 , Wv , 39	Kanawha,Wv	B	29,512		N/A	N/A	N/A	N/A	N/A	N/A	N/A	N/A		\$66.16
4	Black Hawk Synfuel, LLC	08 , Wv , 39	Kanawha,Wv	B	60,903		N/A	N/A	N/A	N/A	N/A	N/A	N/A	N/A		\$62.91
5	New River Synfuel, LLC	08 , Wv , 39	Kanawha,Wv	B	52,300		N/A	N/A	N/A	N/A	N/A	N/A	N/A	N/A		\$42.11

**MONTHLY REPORT OF COST AND QUALITY OF COAL FOR ELECTRIC PLANTS
REPORT OF ADJUSTMENTS TO PREVIOUS COAL DELIVERIES**


1. Report for: Mo. October 2001

2. Reporting Company: Florida Power Corporation

3. Plant Name: Crystal River 1 & 2

4. Name, Title and Telephone Number of Contact
Person Concerning Data Submitted on this Form
Delmar J. Clark Jr., Business Analyst
(727) 824-6616

5. Signature of Official Submitting Report


Delmar J. Clark Jr., Business Analyst

6. Date Completed: December 14, 2001

Line No.	Month Reported	Form Plant Name	Intended Generating Plant	Supplier	Original Line Number	Old Volume (tons)	Form No.	Column Title	Old Value	New Value	New F.O.B. Plant Price	Reason for Revision
(a)	(b)	(c)	(d)	(e)	(f)	(g)	(h)	(i)	(j)	(k)	(l)	(m)
1	07/01	CR1&2	CR1&2	AEI Coal Sales Co., Inc.	1	28,746	2A	(k) Quality Adjustments			\$ 44.10	Quality Adjustment
2	08/01	CR1&2	CR1&2	AEI Coal Sales Co., Inc.	1	30,661	2A	(k) Quality Adjustments			\$ 42.94	Quality Adjustment
3	08/01	CR1&2	CR1&2	AEI Coal Sales Co., Inc.	2	9,982	2A	(k) Quality Adjustments			\$ 43.57	Quality Adjustment
4	09/01	CR1&2	CR1&2	AEI Coal Sales Co., Inc.	1	31,030	2A	(k) Quality Adjustments			\$ 44.33	Quality Adjustment
5	09/01	CR1&2	CR1&2	Consolidated Coal Sales	3	29,773	2A	(k) Quality Adjustments			\$ 42.99	Quality Adjustment
6	08/01	CR1&2	CR1&2	Dynegy Marketing & Trade	6	26,933	2A	(k) Quality Adjustments			\$ 64.55	Quality Adjustment
7	08/01	CR1&2	CR1&2	Dynegy Marketing & Trade	6	26,933	2A	(k) Quality Adjustments			\$ 65.06	SO2 Adjustment
								<i>(see line above)</i>				
8	04/01	CR1&2	CR1&2	A. T. Massey Coal Company	3	27,002	2A	(k) Quality Adjustments			\$ 42.01	Quality Adjustment
9	05/01	CR1&2	CR1&2	A. T. Massey Coal Company	3	50,184	2A	(k) Quality Adjustments			\$ 42.31	Quality Adjustment
10	06/01	CR1&2	CR1&2	A. T. Massey Coal Company	5	29,650	2A	(k) Quality Adjustments			\$ 42.24	Quality Adjustment
11	07/01	CR1&2	CR1&2	A. T. Massey Coal Company	6	9,600	2A	(k) Quality Adjustments			\$ 42.39	Quality Adjustment
12	08/01	CR1&2	CR1&2	A. T. Massey Coal Company	7	10,545	2A	(k) Quality Adjustments			\$ 43.47	Quality Adjustment
13	08/01	CR1&2	CR1&2	A. T. Massey Coal Company	8	20,059	2A	(k) Quality Adjustments			\$ 42.02	Quality Adjustment
14	09/01	CR1&2	CR1&2	A. T. Massey Coal Company	5	29,957	2A	(k) Quality Adjustments			\$ 43.12	Quality Adjustment

**MONTHLY REPORT OF COST AND QUALITY OF COAL FOR ELECTRIC PLANTS
REPORT OF ADJUSTMENTS TO PREVIOUS COAL DELIVERIES**


1. Report for: Mo. October 2001

2. Reporting Company: Florida Power Corporation

3. Plant Name: Crystal River 1 & 2

4. Name, Title and Telephone Number of Contact Person Concerning Data Submitted on this Form
Delmar J. Clark Jr., Business Analyst
(727) 824-6616

5. Signature of Official Submitting Report


Delmar J. Clark Jr., Business Analyst

6. Date Completed: December 14, 2001

Line No.	Month Reported	Form Plant Name	Intended Generating Plant	Supplier	Original Line Number	Old Volume (tons)	Form No.	Column Title	Old Value	New Value	New F.O.B. Plant Price	Reason for Revision
(a)	(b)	(c)	(d)	(e)	(f)	(g)	(h)	(i)	(j)	(k)	(l)	(m)
15	09/01	CR1&2	CR1&2	Alliance Coal Sales Corp.	2	9,780	2A	(k) Quality Adjustments			\$ 66.79	Quality Adjustment
16	08/01	CR1&2	CR1&2	Peabody Coal Sales	9	10,330	2A	(k) Quality Adjustments			\$ 47.10	Quality Adjustment
17	09/01	CR1&2	CR1&2	Peabody Coal Sales	6	9,984	2A	(g) Short haul & Idg chg			\$ 47.34	Price Adjustment
18	09/01	CR1&2	CR1&2	Peabody Coal Sales	6	9,984	2A	(k) Quality Adjustments <i>(see line above)</i>			\$ 48.79	Quality Adjustment

**MONTHLY REPORT OF COST AND QUALITY OF COAL FOR ELECTRIC PLANTS
REPORT OF ADJUSTMENTS TO PREVIOUS COAL DELIVERIES**


1. Report for: Mo. October 2001

2. Reporting Company: Florida Power Corporation

3. Plant Name: Crystal River 4 & 5

4. Name, Title and Telephone Number of Contact Person Concerning Data Submitted on this Form
Delmar J. Clark Jr., Business Analyst
(727) 824-6616

5. Signature of Official Submitting Report


Delmar J. Clark Jr., Business Analyst

6. Date Completed: December 14, 2001


Line No.	Month Reported	Form Plant Name	Intended Generating Plant	Supplier	Original Line Number	Old Volume (tons)	Form No.	Column Title	Old Value	New Value	New F.O.B. Plant Price	Reason for Revision
(a)	(b)	(c)	(d)	(e)	(f)	(g)	(h)	(i)	(j)	(k)	(l)	(m)
1	07/01	CR4&5	CR4&5	Arch Coal Sales	7	10,783	2C	(k) New Value			\$42.41	Corrected Quality Adj
2	09/01	CR4&5	CR4&5	Created Mining, LLC	2	10,302	2A	(k) Quality Adjustments			\$67.30	Quality Adjustment
3	09/01	CR4&5	CR4&5	Created Mining, LLC	3	9,561	2A	(k) Quality Adjustments			\$64.98	Quality Adjustment
4	09/01	CR4&5	CR4&5	Alliance Coal Sales Corp.	1	9,551	2A	(k) Quality Adjustments			\$46.39	Quality Adjustment
5	09/01	CR4&5	CR4&5	Quaker Coal Company, Inc.	5	20,567	2A	(k) Quality Adjustments			\$51.39	Quality Adjustment

**MONTHLY REPORT OF COST AND QUALITY OF COAL FOR ELECTRIC PLANTS
REPORT OF ADJUSTMENTS TO PREVIOUS COAL DELIVERIES**

- 1. Report for: Mo. October 2001
- 2. Reporting Company: Florida Power Corporation
- 3. Plant Name: Transfer Facility - IMT

4. Name, Title and Telephone Number of Contact Person Concerning Data Submitted on this Form
 Delmar J. Clark Jr., Business Analyst
 (727) 824-6616

5. Signature of Official Submitting Report


 Delmar J. Clark Jr., Business Analyst

6. Date Completed: December 14, 2001

Line No.	Month Reported	Form Plant Name	Intended Generating Plant	Supplier	Original Line Number	Old Volume (tons)	Form No.	Column Title	Old Value	New Value	New F.O.B. Plant Price	Reason for Revision
(a)	(b)	(c)	(d)	(e)	(f)	(g)	(h)	(i)	(j)	(k)	(l)	(m)
1	09/01	Transfer Facility-IMT		Glencore Mining, LLC	1	74,362	2A	(k) Quality Adjustments			\$ 46.26	Quality Adjustment
2	09/01	Transfer Facility-IMT		Pen Coal Company	3	8,211	2A	(k) Quality Adjustments			\$ 49.84	Quality Adjustment
3	09/01	Transfer Facility-IMT		Pen Coal Company	4	8,863	2A	(k) Quality Adjustments			\$ 49.31	Quality Adjustment
4	08/01	Transfer Facility-IMT		Black Hawk Synfuel, LLC	3	57,623	2A	(k) Quality Adjustments			\$ 66.31	Quality Adjustment
5	09/01	Transfer Facility-IMT		Black Hawk Synfuel, LLC	5	42,954	2A	(k) Quality Adjustments			\$ 66.52	Quality Adjustment
6	09/01	Transfer Facility-IMT		Black Hawk Synfuel, LLC	6	61,433	2A	(k) Quality Adjustments			\$ 63.56	Quality Adjustment
7	09/01	Transfer Facility-IMT		New River Synfuel, LLC	7	58,994	2A	(k) Quality Adjustments			\$ 41.57	Quality Adjustment