

020262-EI
020263-EI

Appendix C-2 Input

00088

DOCUMENT NUMBER-DATE

03355 MAR 22 88

FPSC-COMMISSION CLERK

```

//USYPDMAO JOB (UAX,5522,055,04,00,1723,00,00),'D IGLESIAS 5523773', 00000010
//      USER=USYPDMA,PASSWD=,TIME=1440,PRTY=8, 00000020
//      MSGLEVEL=(1,1),MSGCLASS=Q,CLASS=E,NOTIFY=USYPDMA 00000030
//*ROUTE PRINT RMT114 00000040
//*JOBPARM COPIES=1 00000050
//* ***** 00000060
//* EGE.DXXXXXXX.ECR.CNTL 00000070
//* EGEAS EDIT + CANAL + REPORT PROGRAMS 00000080
//* RUN USING A COMBINED JCL + INPUT DATA FILE 00000090
//* ***** 00000100
//* Includes capacity updates of August 2001 00000110
//* 00000120
//* 00000130
//* ***** 00000140
//* 00000150
//GO      PROC DB='01MB', 00000160
//      PREFIX='EGE', 00000180
//      LOADLIB='USYPTFW.EGE.V732.LOADLIB', 00000200
//      STEPLIB='SYS1.VSF2FORT', 00000210
//* ENTER YOUR TSO ID BELOW FOR FILE NAMING PURPOSES 00000220
//      USER='USYPDMA' 00000230
//* 00000240
//* ***** 00000250
//* 00000260
//* PARAMETERS - THAT MAY CHANGE FOR EACH RUN : 00000270
//* DB      NAME OF "PARENT" EGEAS ORTHOG RUN 00000280
//*          (SYSTEM WILL APPEND A "D" TO THE FRONT OF NAME) 00000290
//* 00000320
//* PARAMETERS - THAT CHANGE INFREQUENTLY : 00000330
//* PREFIX  FILE ID UNIQUE TO ALL EGEAS ENTITIES 00000340
//* VOL     DISKDRIVE DESTINATION FOR FILES 00000350
//* LOADLIB LOCATION OF EGEAS SOFTWARE MODULES 00000360
//* USER   YOUR TSO ID 00000370
//* 00000380
//* 00000390
//* FILES : 00000500
//* F35    ORTHOGONALIZED LOAD FILE 00000510
//*          (PREVIOUSLY PRODUCED BY ORTHOG) 00000600
//* ***** 00000610
//* 00000750
//*** RUN EGEAS EDIT 00000760
//* 00000770
//* 00000780
//EDIT EXEC PGM=EDIT,REGION=3500K,TIME=(,20) 00000790
//STEPLIB DD DSN=&LOADLIB,DISP=SHR 00000800
//          DD DSN=&STEPLIB,DISP=SHR 00000810
//* 00000820
//* INPUT DATA 00000820

```

00089

| | |
|---|----------|
| //FT05F001 DD DUMMY | 00000830 |
| //* | 00000850 |
| //* REPORT FILES | 00000860 |
| //FT06F001 DD SYSOUT=*,DCB=(RECFM=FBA,LRECL=120,BLKSIZE=6600) | 00000870 |
| //FT12F001 DD SYSOUT=*,DCB=(RECFM=FBA,LRECL=133,BLKSIZE=1330) | 00000880 |
| //* | 00000890 |
| //* | 00000895 |
| /*** ORTHOGONALIZED LOAD FILE *** | 00000900 |
| //* | 00000905 |
| //FT35F001 DD DSN=&USER..&PREFIX..OUT.D&DB..O.F35, | |
| // DISP=SHR,LABEL=(,,IN) | 00000930 |
| //* | 00000940 |
| //* EGEAS DATA BASE | 00000950 |
| //FT40F001 DD DSN=&&DATABASE,DISP=(NEW,PASS), | 00000960 |
| // DCB=(RECFM=VBS,LRECL=2308,BLKSIZE=23080), | 00000990 |
| // SPACE=(6200,(25,25),RLSE) | 00001000 |
| //* | 00001010 |
| /*** RUN EGEAS CANAL | 00001020 |
| //* | 00001030 |
| //CANAL EXEC PGM=CANAL,REGION=6500K,TIME=600 | 00001040 |
| //STEPLIB DD DSN=&LOADLIB,DISP=SHR | 00001050 |
| // DD DSN=&STEPLIB,DISP=SHR | 00001060 |
| //* | 00001070 |
| //FT05F001 DD DUMMY | 00001080 |
| //* | 00001100 |
| //* REPORT FILES | 00001110 |
| //FT06F001 DD SYSOUT=*,DCB=(RECFM=FBA,LRECL=120,BLKSIZE=7200) | 00001120 |
| //FT12F001 DD SYSOUT=*,DCB=(RECFM=FBA,LRECL=120,BLKSIZE=3600) | 00001130 |
| //* | 00001140 |
| //* EGEAS DATA BASE | 00001150 |
| //FT40F001 DD DSN=&&DATABASE, | 00001160 |
| // DISP=(OLD,PASS),LABEL=(,,IN) | 00001170 |
| //* | 00001180 |
| //* EXPANSION PLAN FILE | 00001190 |
| //FT50F001 DD DSN=&&EXPPLAN,DISP=(NEW,PASS), | 00001200 |
| // UNIT=SYSDA, | 00001220 |
| // DCB=(RECFM=VBS,LRECL=5684,BLKSIZE=3600), | 00001230 |
| // SPACE=(3600,(300,300),RLSE) | 00001240 |
| //* | 00001250 |
| //* | 00001260 |
| //* SUBPERIOD REPORT FILE | 00001270 |
| //FT51F001 DD DSN=&&SUBPREPT,DISP=(NEW,PASS), | 00001280 |
| // UNIT=SYSDA, | 00001290 |
| // DCB=(RECFM=VBS,LRECL=5684,BLKSIZE=6200), | 00001300 |
| /*** ASK FOR MORE THAN 300 TRK TO AVOID IN CORE DISK AND B37 ABEND. | 00001305 |
| // SPACE=(TRK,(400,50),RLSE) | 00001310 |
| //* | 00001312 |
| // SPACE=(TRK,(200,50),RLSE) | |

00090

| | | |
|-----|--|----------|
| /** | SPACE=(6200,(500,50),RLSE) | 00001313 |
| /** | | 00001320 |
| /** | UNIT REPORT FILE | 00001330 |
| /** | FT52F001 DD DSN=&&UNITREPT,DISP=(NEW,PASS), | 00001340 |
| /** | UNIT=SYSDA, | 00001350 |
| /** | DCB=(RECFM=VBS,LRECL=32028,BLKSIZE=6200), | 00001360 |
| /** | SPACE=(CYL,(300,100),RLSE) | 00001370 |
| /** | | 00001380 |
| /** | UNIT CAPITAL COST REPORT FILE | 00001390 |
| /** | FT53F001 DD DSN=&&UCAPREPT,DISP=(NEW,PASS), | 00001400 |
| /** | UNIT=SYSDA, | 00001410 |
| /** | DCB=(RECFM=VBS,LRECL=84,BLKSIZE=6200), FIX 9-13-94 | 00001420 |
| /** | DCB=(RECFM=VBS,LRECL=150,BLKSIZE=15004), | 00001425 |
| /** | SPACE=(6200,(10,5),RLSE) | 00001430 |
| /** | SPACE=(6200,(30,10),RLSE) | 00001432 |
| /** | | 00001440 |
| /** | SENSITIVITY ANALYSIS REPORT FILE | 00001450 |
| /** | FT55F001 DD DSN=&&SENSANA,DISP=(NEW,PASS), | 00001460 |
| /** | UNIT=SYSDA, | 00001480 |
| /** | DCB=(RECFM=FB,LRECL=80,BLKSIZE=6320), | 00001490 |
| /** | SPACE=(6320,(5,5),RLSE) | 00001500 |
| /** | DYNAMIC PROGRAM LINK FILE | 00001510 |
| /** | FT80F001 DD DSN=&&DPLINK,DISP=(NEW,PASS), | 00001520 |
| /** | UNIT=SYSDA, | 00001540 |
| /** | DCB=(RECFM=FB,LRECL=80,BLKSIZE=6320), | 00001550 |
| /** | SPACE=(6320,(10,5),RLSE) | 00001560 |
| /** | | 00001570 |
| /** | DYNAMIC PROGRAM MERGE FILE | 00001580 |
| /** | FT84F001 DD DUMMY | 00001590 |
| /** | | 00001600 |
| /** | DYNAMIC PROGRAM FAST FILE | 00001610 |
| /** | FT85F001 DD DISP=(NEW,DELETE), | 00001620 |
| /** | UNIT=SYSDA, | 00001630 |
| /** | DCB=(RECFM=VBS,LRECL=84,BLKSIZE=6200), S&W FIX 7-27-93 | 00001640 |
| /** | DCB=(RECFM=VBS,BLKSIZE=6200), | 00001650 |
| /** | SPACE=(TRK,(50,50),RLSE) | |
| /** | SPACE=(6200,(20,20),RLSE) | 00001670 |
| /** | BENDERS RESTART FILE | 00001680 |
| /** | FT95F001 DD DISP=(NEW,DELETE),UNIT=SYSDA, | 00001690 |
| /** | DCB=(RECFM=FB,LRECL=80,BLKSIZE=800), | 00001710 |
| /** | SPACE=(800,(50,25),RLSE) | 00001720 |
| /** | | 00001730 |
| /** | BENDERS TEMPORARY FILE | 00001740 |
| /** | FT96F001 DD DISP=(NEW,DELETE),UNIT=SYSDA, | 00001750 |
| /** | DCB=(RECFM=FB,LRECL=80,BLKSIZE=6320), | 00001770 |
| /** | SPACE=(6320,(10,10),RLSE) | 00001780 |
| /** | | 00001790 |

```

//*** RUN EGEAS REPORT                                00001800
//*                                                    00001810
//REPORT EXEC PGM=REPORT,REGION=1700K,TIME=(,20)      00001820
//STEPLIB DD DSN=&LOADLIB,DISP=SHR                    00001830
//           DD DSN=&STEPLIB,DISP=SHR                  00001840
//*                                                    00001850
//* INPUT DATA                                        00001860
//FT05F001 DD DUMMY                                    00001870
//*                                                    00001890
//* REPORT FILES                                       00001900
//FT06F001 DD SYSOUT=*,DCB=(RECFM=FBA,LRECL=120,BLKSIZE=7200) 00001910
//FT12F001 DD SYSOUT=*,DCB=(RECFM=FBA,LRECL=120,BLKSIZE=3600) 00001920
//*                                                    00001930
//* EGEAS DATA BASE                                   00001940
//FT40F001 DD DSN=&&DATABASE,                           00001950
//           DISP=(OLD,PASS),LABEL=(,,IN)              00001960
//*                                                    00001970
//* EXPANSION PLAN FILE                                00001980
//FT50F001 DD DSN=&&EXPNPLAN,                             00001990
//           DISP=(OLD,PASS),LABEL=(,,IN)              00002000
//*                                                    00002010
//* SUBPERIOD REPORT FILE                              00002020
//FT51F001 DD DSN=&&SUBPREPT,DISP=(OLD,PASS),           00002030
//           LABEL=(,,IN)                               00002040
//*                                                    00002050
//* UNIT REPORT FILE                                  00002060
//FT52F001 DD DSN=&&UNITREPT,DISP=(OLD,PASS),          00002070
//           LABEL=(,,IN)                               00002080
//*                                                    00002090
//* UNIT CAPITAL COST REPORT FILE                     00002100
//FT53F001 DD DSN=&&UCAPREPT,DISP=(OLD,PASS),          00002110
//           LABEL=(,,IN)                               00002120
//*                                                    00002130
//* STAFF DATA INPUT FILE                             00002140
//FT71F001 DD DUMMY                                    00002150
//*                                                    00002160
//* STAFF DATA OUTPUT FILE                           00002170
//FT72F001 DD DUMMY                                    00002180
// PENDING                                             00002190
//RUN EXEC GO                                          00002200
//*****                                               00002201
//*** ENTER EDIT INPUT BELOW                           00002202
//*****                                               00002203
//EDIT.FT05F001 DD *                                  00002204

```

```

. UPDATE COMMENT CARDS AS DATA IS UPDATED
. ** Updated discount rate, AFUDC rate, composite tax rate and property

```

00092

. Tax rates per Finance's EDM (April 01).
 . ** Updated capacity based on latest "Woody Letter" (8/27/01).
 . ** Updated all units heat rate per FADJ and IRP01 data sent by Jenny
 . in file entitled "2001-2005 irp heat rate rev 2 as sent 5-2-01.xls"
 . ** Updated CPI and Hourly Compensation Multipliers per Finance 4/01 EDM
 . mode. (8/27/01).
 . Updated fuel forecast the following are the assumptions for % sulfur oil
 . PPE, PMT, PTP, and PCC on 1.0% Sulfur
 . PSN on 1.8% Sulfur
 . PRV on 2.2% Sulfur
 . PMR on 1.0% Sulfur (70% oil; 30% gas)
 . Gas Turbines at distillate fuel oil
 . *** Using Sept 10, 2001 forecast (same as Fuel Adj. and Rate Case)
 . Gas price is variable (Dispatch) cost moving under firm.
 . All new units using Phase VI variable dispatch price.
 . Updated all nuclear fuel forecast based on IRP2001 submittal
 . Update all units FOR's per Sharon's FOR spreadsheet (same as TIGER)
 . Updated emission constants per J. Hamp (used values used in repowering
 . analysis).
 . Updated SO2 cost and trajectory.
 . Updated all QF data.
 . Updated all FIRM EMT Purchase's
 . Updated Economy per J. Enjamio's submittal.
 . Updated DSM per Steve Sim.
 . UPDATED NEW ALTERNATIVES PER PGBU'S NEW ALTERNATIVES TRANSMITTAL.
 . UPDATED NEW ALTERNATIVES CONSTRUCTION EXPENDITURES.

. DATA WE NEED TO CHECK ON/VERIFY

. 1 2 3 4 5 6 7
 . 2345678901234567890123456789012345678901234567890123456789012

 . ECC CONTROL RECORD

| | M | L | O | C | ---REPORTS--- | | | | |
|-----|---|---|---|---|---------------|---|---|---|--------------------|
| | O | O | R | O | C | M | E | F | C |
| | D | A | T | S | T | I | R | I | N |
| | E | D | H | T | L | R | R | L | T |
| | + | - | + | - | + | - | + | - | + |
| ECC | 1 | 2 | 3 | 1 | 0 | 2 | 0 | 1 | IRP-2001 BASE CASE |

```

=====
.  EFFA  REF. DATA BASE      ORTHOGONALIZED LOAD FILE (FROM ORTHOG)
.  -----
.  NAME      V U      NAME      V U
.  -----+---
EFF      FPL      0000      FPL      0000
.
.
=====
.  --- Updated August 10, based on Finance's EDM model April 2001 ---
.  -----
.  EGLA  GENERAL DATA
.  BASE  DISC  HOUR  S  C  -BENCHMARK-  UNS.  ENERGY
.  YEAR  RATE  /YR  W  M  YEAR  PEAK    $/MWH  TJCUSDISINFRATCST
.  -----+---+---+---+---+---+---+---+---+---+---+---+---+---+---+---+---+
EGLA    2001  8.50  8736  1  6          200.0  12          1
.
=====

```

```

----- UNSERVED ENERGY /MWH -----
---- Using 200/mWh for 2001 escalated at 3% -the same as Production Cost
ETJ 12 1 2 1 30 2001 1.0 2002 1.03 2003 1.061 2004 1.093 2005 1.126
ETJ 12 2 2006 1.159 2007 1.194 2008 1.230 2009 1.267 2010 1.305
ETJ 12 3 2011 1.344 2012 1.384 2013 1.426 2014 1.469 2015 1.513
ETJ 12 4 2016 1.558 2017 1.605 2018 1.653 2019 1.702 2020 1.754
ETJ 12 5 2021 1.806 2022 1.860 2023 1.916 2024 1.974 2025 2.033
ETJ 12 6 2026 2.094 2027 2.157 2028 2.221 2029 2.288 2030 2.357
=====

```

```

-----
---- Updated August 10, based on Finance's EDM model April 2001 -----
---- Property tax value of 2.55 = 2.18 (property tax) + .37 (property
insurance)
-----

```

```

EZR RETURN ON RATE BASE
--CAPITAL STRUC-- -RATES OF RETURN- INCOME PROP
YEAR COMM PREF DEBT COMM PREF DEBT TAX TAX
-----+-----+-----+-----+-----+-----+-----+-----+-----+
EZR 1 12001 55.00 0.00 45.00 11.7 0.00 7.40 38.58 2.55
=====

```

```

EZA ALLOWNANCE FOR FUNDS USED DURING CONSTRUCTION (AFUDC)
-----

```

```

---- Updated August 10, based on Finance's EDM model April 2001 -----
-----

```

```

== ALLOWANCE FOR FUNDS USED DURING CONSTRUCTION ==
YEAR OPT RATE
---- + ----
EZA 1 2001 1 0.0
=====

```

```

ERL SYSTEM RELIABILITY CONSTRAINTS
-----

```

```

--RES. MARG.-- MAX. MAX. --SPIN-
YEAR MIN. MAX. LOLH EUE O REQ.
-----+-----+-----+-----+
ERL 1 2001 5.00 20.0 4.2 1.5 2
=====

```



```

=====
EEM EMISSIONS TYPES
-----
      ---NAME (A), UNIT OF MASS (B), CLASS (C) FOR TYPE----
      N      1      2      3      4      5      6      7      8
      -      +----  -----  +----  -----  +----  -----  +----  -----
EEMA  7      PMT1   SO2    NOX    CO     VOC    CO2    HG
EEMB                TONS   TONS   TONS   TONS   TONS   TONS   TONS
EEMC                INPT   INPT   INPT   INPT   INPT   INPT   INPT
=====

```

```

=====
ENVIRONMENTAL EMISSIONS DATA
      1      2      3      4      567
.2345678901234567890123456789012345678901234567890123456789012
---Update SO2 Allowance Price and Trajectories 8-30-01 -----
EET  01      -1.
EET  02143887.798          200.0799  115.07992000
EET  03      -1.
EET  04      -1.
EET  05      -1.
EET  06      -1.
EET  07      -1.
EET  08      -1.

```

```

-----TRAJECTORIES FOR EMISSION LIMITS -----
ETJ 798 1 2 1 30 2001 1.000 2002 1.000 2003 1.000 2004 1.000 2005 1.000
ETJ 798 2          2006 1.000 2007 1.000 2008 1.000 2009 1.000 2010 1.000
ETJ 798 3          2011 .9657 2012 .9657 2013 .9657 2014 .9657 2015 .9657
ETJ 798 4          2016 .9657 2017 .9657 2018 .9657 2019 .9657 2020 .9657
ETJ 798 5          2021 .9657 2022 .9657 2023 .9657 2024 .9657 2025 .9657
ETJ 798 6          2026 .9657 2027 .9657 2028 .9657 2029 .9657 2030 .9657

```

```

-----TRAJECTORIES FOR ALLOWANCE COSTS -----
ETJ 799 1 2 1 30 2001 1.00 2002 1.07 2003 1.15 2004 1.23 2005 1.91
ETJ 799 2          2006 2.04 2007 2.18 2008 2.33 2009 2.49 2010 2.66
ETJ 799 3          2011 2.81 2012 2.96 2013 3.12 2014 3.29 2015 3.47
ETJ 799 4          2016 3.47 2017 3.47 2018 3.47 2019 3.47 2020 3.47
ETJ 799 5          2021 3.47 2022 3.47 2023 3.47 2024 3.47 2025 3.47
ETJ 799 6          2026 3.47 2027 3.47 2028 3.47 2029 3.47 2030 3.47

```

BASIC PLANT DATASET RECORD DESCRIPTIONS

```

=====
FLORIDA POWER & LIGHT
UNIT AND UNIT SPECIFIC DATA

```

```

=====
..
===== TURKEY POINT #1 =====
.      1      2      3      4      5      6      7
.2345678901234567890123456789012345678901234567890123456789012
----- BASIC PLANT DATA-----
EBPA 10  TURKEY POINT 1  THRM I E HOIL          100.0      1967 99
EBPB 10   410.0
EBPC 10
EBPD 10                10 3                10    10
EBPE 10      S  0  0      0      1 1.055
----- MAINTENANCE CYCLE-----
EMC 10  10102  0  0  4  0  0  0  2  0  0  4
----- LOADING BLOCK CAPACITY, HEATRATE, & FOR MULTIPLIERS-----
ELBA 10  5
ELBB 10
ELBC 10
-----ENVIRONMENTAL DATASET (PM, S02, NOX, CO, VOC, CO2)-----
EEP 10 10.00026 0.000
EEP 10 20.00350 0.086
EEP 10 30.00139 82.16
EEP 10 40.00011396.51
EEP 10 50.0000299.375
EEP 10 60.0529611.329
EEP 10 70.00024.01300
=====

```

```

=====
..
===== TURKEY POINT #2 =====
.      1      2      3      4      5      6      7
.2345678901234567890123456789012345678901234567890123456789012
----- BASIC PLANT DATA-----
EBPA 20  TURKEY POINT 2  THRM I E HOIL          100.0      1968 99
EBPB 20   400.0
EBPC 20
EBPD 20                20 3                20    20
EBPE 20      S  0  0      0      1 1.060
----- MAINTENANCE CYCLE-----
EMC 20  10102  7  0  0  0  4  0  0  2  0  0
----- LOADING BLOCK CAPACITY, HEATRATE, & FOR MULTIPLIERS-----
ELBA 20  5
ELBB 20
ELBC 20
-----ENVIRONMENTAL DATASET (SO2, NOX, CO, VOC, CO2)-----
EEP 20 10.00026 0.000
EEP 20 20.00351 0.085
EEP 20 30.00126 81.27
EEP 20 40.00011396.51
=====

```

EEP 20 50.0000299.375
EEP 20 60.0529611.329
EEP 20 70.00024.01300

=====
.....
===== TURKEY POINT #3 =====
1 2 3 4 5 6 7
2345678901234567890123456789012345678901234567890123456789012
----- BASIC PLANT DATA-----
EBPA 30 TURKEY POINT 3 THRM B E NUCL 100.0 1972 99
EBPB 30 693. 0.0 [REDACTED]
EBPC 30
EBPD 30 30 30
EBPE 30 M S 0 0 0
----- MAINTENENCE CYCLE-----
EMC 30 1 12 4
=====

=====
.....
===== TURKEY POINT #4 =====
1 2 3 4 5 6 7
2345678901234567890123456789012345678901234567890123456789012
----- BASIC PLANT DATA-----
EBPA 40 TURKEY POINT 4 THRM B E NUCL 100.0 1973 99
EBPB 40 693. 0.0 [REDACTED]
EBPC 40
EBPD 40 40 40
EBPE 40 M S 0 0 0
----- MAINTENENCE CYCLE-----
EMC 40 1 12 4
=====

=====
.....
===== FT LAUDERDALE#4 =====
1 2 3 4 5 6 7
2345678901234567890123456789012345678901234567890123456789012
----- BASIC PLANT DATA-----
EBPA 50 FT LAUD 4 THRM I E GAS 100.0 1993 99 30
EBPB 50 427.0 0.0 [REDACTED]
EBPC 50
EBPD 50 50 1 50 50
EBPE 50 S 0 0 0 11
----- MAINTENENCE CYCLE-----
EMC 50 10102 1 4 0 1 1 4 1 4 1 1
----- LOADING BLOCK CAPACITY, HEATRATE, & FOR MULTIPLIERS-----
ELBA 50 5 [REDACTED]
ELBB 50 [REDACTED]
ELBC 50 [REDACTED]
----- ENVIROMENTaL DATASET (PM, SO2, NOX, CO, VOC, CO2) -----

00098

EEP 50 10.00000 0.000
EEP 50 20.00145 0.652
EEP 50 30.06280 0.012
EEP 50 40.00475 0.054
EEP 50 50.00010 0.200
EEP 50 60.56000 0.116
EEP 50 70.01300.00087

=====
----- FT LAUDERDALE#5 -----
1 2 3 4 5 6 7
.2345678901234567890123456789012345678901234567890123456789012

----- BASIC PLANT DATA-----
EBPA 60 FT LAUD 5 THRM I E GAS 100.0 1993 99 30
EBPB 60 427.0 0.0 [REDACTED]
EBPC 60
EBPD 60 60 1 60 60
EBPE 60 S 0 0 0 11

----- MAINTENENCE CYCLE-----
EMC 60 10102 1 4 0 1 1 4 1 4 1 1
----- LOADING BLOCK CAPACITY, HEATRATE, & FOR MULTIPLIERS-----
ELBA 60 5 [REDACTED]
ELBB 60 [REDACTED]
ELBC 60 [REDACTED]

----- ENVIRONMENTAL DATASET (SO2, NOX, CO, VOC, CO2) -----

EEP 60 10.00000 0.000
EEP 60 20.00145 0.652
EEP 60 30.06235 0.000
EEP 60 40.00475 0.054
EEP 60 50.00010 0.200
EEP 60 60.56000 0.116
EEP 60 70.01300.00087

=====
----- PT EVERGLADES#1 -----
1 2 3 4 5 6 7
.2345678901234567890123456789012345678901234567890123456789012

----- BASIC PLANT DATA-----
EBPA 70 EVERGLADES 1 THRM I E HOIL 100.0 1960 99
EBPB 70 221. 0.0 [REDACTED]
EBPC 70
EBPD 70 70 4 70 70
EBPE 70 S 0 0 0 1 1.049

----- MAINTENENCE CYCLE-----
EMC 70 10102 2 0 0 0 0 0 4 0 0 0
----- LOADING BLOCK CAPACITY, HEATRATE, & FOR MULTIPLIERS-----
ELBA 70 5 [REDACTED]

00099

ELBB 70
ELBC 70



-----ENVIROMENTAL DATASET (PM, SO2, NOX, CO, VOC, CO2)

.XXX YY ZAAAAAABBBBBB
EEP 70 10.00026 0.000
EEP 70 20.00339 0.089
EEP 70 30.00082 46.98
EEP 70 40.00011396.94
EEP 70 50.0000299.484
EEP 70 60.0529011.341
EEP 70 70.000240.0130

----- PT EVERGLADES#2 -----

1 2 3 4 5 6 7
2345678901234567890123456789012345678901234567890123456789012

----- BASIC PLANT DATA-----

EBPA 80 EVERGLADES 2 THRM I E HOIL 100.0 1961 99
EBPB 80 221. 0.0
EBPC 80
EBPD 80 80 4 80 80

EBPE 80 S 0 0 0 1 1.061

----- MAINTENANCE CYCLE-----

EMC 80 10102 1 0 2 0 0 0 4 0 0 0

----- LOADING BLOCK CAPACITY, HEATRATE, & FOR MULTIPLIERS-----

ELBA 80 5

ELBB 80

ELBC 80

----- ENVIROMENTAL DATASET (PM, SO2, NOX, CO, VOC, CO2) -----

.XXX YY ZAAAAAABBBBBB

EEP 80 10.00026 0.000

EEP 80 20.00340 0.088

EEP 80 30.00095 84.39

EEP 80 40.00011396.94

EEP 80 50.0000299.484

EEP 80 60.0529011.341

EEP 80 70.000240.0130

=====

..

----- PT EVERGLADES#3 -----

1 2 3 4 5 6 7
2345678901234567890123456789012345678901234567890123456789012

----- BASIC PLANT DATA-----

EBPA 90 EVERGLADES 3 THRM I E HOIL 100.0 1964 99

EBPB 90 390.

EBPC 90

EBPD 90

EBPE 90 S 0 0 0 1 1.070 90 90

----- MAINTENANCE CYCLE-----

EMC 90 10102 0 8 0 0 2 0 0 4 0 0

----- LOADING BLOCK CAPACITY, HEATRATE, & FOR MULTIPLIERS-----

ELBA 90 5

ELBB 90

ELBC 90

----- ENVIROMENTAL DATASET (PM, SO2, NOX, CO, VOC, CO2) -----

.XXX YY ZAAAAAABBBBBB

EEP 90 10.00026 0.000

EEP 90 20.00340 0.088

EEP 90 30.00151 42.04

EEP 90 40.00011396.94

EEP 90 50.0000299.484

EEP 90 60.0529011.341

EEP 90 70.000240.0130

=====

..

----- PT EVERGLADES#4 -----

1 2 3 4 5 6 7
2345678901234567890123456789012345678901234567890123456789012

00101

----- BASIC PLANT DATA-----
 EBPA100 EVERGLADES 4 THRM I E HOIL 100.0 1965 99
 EBPB100 410. 0.0 [REDACTED]
 EBPC100
 EBPD100 100 4 100 100
 EBPE100 S 0 0 0 1 1.070

----- MAINTENANCE CYCLE-----
 EMC 100 10102 8 0 0 2 0 0 4 0 0 2
 ----- LOADING BLOCK CAPACITY, HEATRATE, & FOR MULTIPLIERS-----
 ELBA100 5 [REDACTED]
 ELBB100 [REDACTED]
 ELBC100 [REDACTED]

----- ENVIROMENTAL DATASET (PM, SO2, NOX, CO, VOC, CO2)-----
 .XXX YY ZAAAAAABBBBBB
 EEP 100 10.00026 0.000
 EEP 100 20.00340 0.088
 EEP 100 30.00153 46.03
 EEP 100 40.00011396.94
 EEP 100 50.0000299.484
 EEP 100 60.0529011.341
 EEP 100 70.000240.0130
 =====

===== RIVIERA 3 =====
 1 2 3 4 5 6 7
 .2345678901234567890123456789012345678901234567890123456789012

----- BASIC PLANT DATA-----
 EBPA110 RIVIERA 3 THRM I E HOIL 100.0 1962 99
 EBPB110 283. 0.0 [REDACTED]
 EBPC110
 EBPD110 110 5 110 110
 EBPE110 S 0 0 0 1 1.050

----- MAINTENANCE CYCLE-----
 EMC 110 10102 3 9 0 0 0 0 2 0 0 4
 ----- LOADING BLOCK CAPACITY, HEATRATE, & FOR MULTIPLIERS-----
 ELBA110 5 [REDACTED]
 ELBB110 [REDACTED]
 ELBC110 [REDACTED]

----- ENVIROMENTAL DATASET (PM, SO2, NOX, CO, VOC, CO2)-----
 .XXX YY ZAAAAAABBBBBB
 EEP 110 10.00045 0.000
 EEP 110 20.00554 0.054
 EEP 110 30.00122 94.39
 EEP 110 40.00011398.81
 EEP 110 50.0000299.953
 EEP 110 60.0526611.395
 EEP 110 70.000240.0130

```

=====
----- RIVIERA 4 -----
. 1 2 3 4 5 6 7
.2345678901234567890123456789012345678901234567890123456789012

```

```

----- BASIC PLANT DATA-----
EBPA120 RIVIERA 4 THRM I E HOIL 100.0 1963 99
EBPB120 290. 0.0 [REDACTED]
EBPC120
EBPD120 120 5 120 120
EBPE120 S 0 0 0 1 1.050

```

```

----- MAINTENENCE CYCLE-----
EMC 120 10102 0 4 0 0 4 0 0 2 0 0
----- LOADING BLOCK CAPACITY, HEATRATE, & FOR MULTIPLIERS-----
ELBA120 5 [REDACTED]
ELBB120 [REDACTED]
ELBC120 [REDACTED]

```

```

----- ENVIROMENTAL DATASET (PM, SO2, NOX, CO, VOC, CO2)
.XXX YY ZAAAAAABBBBBB
EEP 120 10.00045 0.000
EEP 120 20.00547 0.055
EEP 120 30.00147 78.63
EEP 120 40.00011398.81
EEP 120 50.0000299.953
EEP 120 60.0526611.395
EEP 120 70.000240.0130
=====

```

```

===== ST LUCIE 1 -----
. 1 2 3 4 5 6 7
.2345678901234567890123456789012345678901234567890123456789012

```

```

----- BASIC PLANT DATA-----
EBPA130 ST LUCIE 1 THRM B E NUCL 100.0 1984 99
EBPB130 839. 0.0 [REDACTED]
EBPC130
EBPD130 130130
EBPE130 M S 0 0 0

```

```

----- MAINTENENCE CYCLE-----
EMC 130 1 12 3
=====

```

```

===== ST LUCIE 2 -----
. 1 2 3 4 5 6 7
.2345678901234567890123456789012345678901234567890123456789012

```

```

----- BASIC PLANT DATA-----
EBPA140 ST LUCIE 2 THRM B E NUCL 100.0 1983 99
EBPB140 714. 0.0 [REDACTED]

```


EBPC140
EBPD140 140140
EBPE140 M S 0 0 0

----- MAINTENENCE CYCLE-
EMC 140 1 12 3

----- CAPE CAN 1 -----
1 2 3 4 5 6 7
2345678901234567890123456789012345678901234567890123456789012

----- BASIC PLANT DATA-
EBPA150 CAPE CAN 1 THRM I E HOIL 100.0 1965 99
EBPB150 403. 0.0 [REDACTED]
EBPC150
EBPD150 150 6 150 150
EBPE150 S 0 0 0 1 1.071

----- MAINTENENCE CYCLE-
EMC 150 10102 2 0 4 0 0 2 0 0 0 4

----- LOADING BLOCK CAPACITY, HEATRATE, & FOR MULTIPLIERS-
ELBA150 5 [REDACTED]
ELBB150 [REDACTED]
ELBC150 [REDACTED]

----- ENVIROMENTAL DATASET(PM, SO2, NOX, CO, VOC, CO2)

.XXX YY ZAAAAAABBBBBB
EEP 150 10.00035 0.000
EEP 150 20.00392 0.077
EEP 150 30.00255 66.72
EEP 150 40.00011397.00
EEP 150 50.0000299.875
EEP 150 60.0529011.343
EEP 150 70.000000.0130

----- CAPE CAN 2 -----
1 2 3 4 5 6 7
2345678901234567890123456789012345678901234567890123456789012

----- BASIC PLANT DATA-
EBPA160 CAPE CAN 2 THRM I E HOIL 100.0 1969 99
EBPB160 403. 0.0 [REDACTED]
EBPC160
EBPD160 160 6 160 160
EBPE160 S 0 0 0 1 1.071

----- MAINTENENCE CYCLE-
EMC 160 10102 2 7 2 0 0 4 0 0 3 0

----- LOADING BLOCK CAPACITY, HEATRATE, & FOR MULTIPLIERS-
ELBA160 5 [REDACTED]
ELBB160 [REDACTED]

ELBC160

-----ENVIROMENTAL DATASET(PM, SO2, NOX, CO, VOC, CO2)

.XXX YY ZAAAAAABBBBBB
 EEP 160 10.00035 0.000
 EEP 160 20.00393 0.076
 EEP 160 30.00234 64.06
 EEP 160 40.00011397.00
 EEP 160 50.0000299.875
 EEP 160 60.0529011.343
 EEP 160 70.000000.0130

.....
 ..
 ===== SANFORD 3 =====
 1 2 3 4 5 6 7
 .2345678901234567890123456789012345678901234567890123456789012

----- BASIC PLANT DATA-----

EBPA170 SANFORD 3 THRM I E HOIL 100.0 1959 99
 EBPB170 142. 0.0
 EBPC170
 EBPD170 170 7 170 170
 EBPE170 S 0 0 0 1 1.065

----- MAINTENENCE CYCLE-----

EMC 170 10102 8 4 0 0 0 0 0 0 0 2
 ----- LOADING BLOCK CAPACITY, HEATRTE, & FOR MULTIPLIERS-----

ELBA170 5
 ELBB170
 ELBC170

-----ENVIROMENTAL DATASET(PM, SO2, NOX, CO, VOC, CO2)

.XXX YY ZAAAAAABBBBBB
 EEP 170 10.00048 0.000
 EEP 170 20.00392 0.076
 EEP 170 30.00156 53.42
 EEP 170 40.00011392.76
 EEP 170 50.0000298.436
 EEP 170 60.0534711.222
 EEP 170 70.000250.0130

.....
 ..
 ===== SANFORD 4 =====
 1 2 3 4 5 6 7
 .2345678901234567890123456789012345678901234567890123456789012

----- BASIC PLANT DATA-----

EBPA180 SANFORD 4 THRM I E HOIL 100.0 1986 16
 EBPB180 381. 0.0
 EBPC180
 EBPD180 180 7 180 180
 EBPE180 S 0 0 0 1 1.050

00105

----- MAINTENANCE CYCLE-
EMC 180 10102 1 7 2 0 0 4 0 2 3 0

----- LOADING BLOCK CAPACITY, HEATRATE, & FOR MULTIPLIERS-
ELBA180 5
ELBB180
ELBC180

----- ENVIROMENTAL DATASET (PM, SO2, NOX, CO, VOC, CO2)
.XXX YY ZAAAAAABBBBBB
EEP 180 10.00048 0.000
EEP 180 20.00388 0.077
EEP 180 30.00277 55.65
EEP 180 40.00011392.76
EEP 180 50.0000298.436
EEP 180 60.0534711.222
EEP 180 70.000250.0130

=====
..... SANFORD 5
1 2 3 4 5 6 7
.2345678901234567890123456789012345678901234567890123456789012
----- BASIC PLANT DATA-

EBPA190 SANFORD 5 THRM I E HOIL 100.0 1986 16
EBPB190 391. 0.0 [REDACTED]
EBPC190
EBPD190 190 7 190 190
EBPE190 S 0 0 0

----- MAINTENANCE CYCLE-
EMC 190 10102 1 0 0 2 0 0 0 4 0 0
----- LOADING BLOCK CAPACITY, HEATRATE, & FOR MULTIPLIERS-

ELBA190 5 [REDACTED]
ELBB190 [REDACTED]
ELBC190 [REDACTED]

----- ENVIROMENTAL DATASET (PM, SO2, NOX, CO, VOC, CO2)

.XXX YY ZAAAAAABBBBBB
EEP 190 10.00048 0.000
EEP 190 20.00379 0.079
EEP 190 30.00201 56.33
EEP 190 40.00011392.76
EEP 190 50.0000298.436
EEP 190 60.0534711.222
EEP 190 70.000250.0130

----- PUTNAM 1 -----
1 2 3 4 5 6 7
2345678901234567890123456789012345678901234567890123456789012

----- BASIC PLANT DATA-

EBPA200 PUTNAM 1 THRM I E GAS 100.0 1978 99
EBPB200 249. 0.0 [REDACTED]
EBPC200
EBPD200 200 1 200 200
EBPE200 S 0 0 0 12

----- MAINTENANCE CYCLE-
EMC 200 10102 2 3 2 2 1 1 2 3 1 1
----- LOADING BLOCK CAPACITY, HEATRATE, & FOR MULTIPLIERS-

ELBA200 5 0.3586 [REDACTED]
ELBB200 1.4881 [REDACTED]
ELBC200 1.000 [REDACTED]

----- ENVIROMENTAL DATASET (PM, SO2, NOX, CO, VOC, CO2)

.XXX YY ZAAAAAABBBBBB
EEP 200 10.00000 0.000
EEP 200 20.00300 3.044
EEP 200 30.18255 0.003
EEP 200 40.05500 0.003
EEP 200 50.00170 0.002
EEP 200 60.80616 0.058
EEP 200 70.15000.00087

00107

```

===== PUTNAM 2 =====
. 1 2 3 4 5 6 7
.2345678901234567890123456789012345678901234567890123456789012
----- BASIC PLANT DATA-----
EBPA210 PUTNAM 2 THRM I E GAS 100.0 1985 99
EBPB210 249. 0.0 ██████████
EBPC210
EBPD210 210 1 210 210
EBPE210 S 0 0 0 12
----- MAINTENANCE CYCLE-----
EMC 210 10102 6 0 2 0 4 0 2 0 4 0
----- LOADING BLOCK CAPACITY, HEATRATE, & FOR MULTIPLIERS-----
ELBA210 5 ██████████
ELBB210 ██████████
ELBC210 ██████████
----- ENVIRONMENTAL DATASET (SO2, NOX, CO, VOC, CO2) -----
.XXX YY ZAAAAAABBBBBB
EEP 210 10.00000 0.000
EEP 210 20.00300 3.044
EEP 210 30.18710 0.003
EEP 210 40.05500 0.003
EEP 210 50.00170 0.002
EEP 210 60.80616 0.058
EEP 210 70.15000.00087

```

```

===== MANATEE 1 =====
. 1 2 3 4 5 6 7
.2345678901234567890123456789012345678901234567890123456789012
----- BASIC PLANT DATA-----
EBPA220 MANATEE 1 THRM I E HOIL 100.0 1976 99
EBPB220 815. 0.0 ██████████
EBPC220
EBPD220 220 2 220 220
EBPE220 S 0 0 0
----- MAINTENANCE CYCLE-----
EMC 220 10102 0 0 13 3 2 3 0 3 7 0
----- LOADING BLOCK CAPACITY, HEATRATE, & FOR MULTIPLIERS-----
ELBA220 5 ██████████
ELBB220 ██████████
ELBC220 ██████████
----- ENVIROMENTAL DATASET (PM, SO2, NOX, CO, VOC, CO2) -----
.XXX YY ZAAAAAABBBBBB
EEP 220 10.00026 0.000
EEP 220 20.00344 0.000
EEP 220 30.00083 0.000

```

EEP 220 40.00205 0.000
EEP 220 50.00002 0.000
EEP 220 60.05315 0.000
EEP 220 70.00024 0.000

=====
..
===== MANATEE 2 =====
1 2 3 4 5 6 7
.2345678901234567890123456789012345678901234567890123456789012

----- BASIC PLANT DATA-----
EBPA230 MANATEE 2 THRM I E HOIL 100.0 1977 99
EBPB230 810. 0.0 [REDACTED] 1.00
EBPC230
EBPD230 230 2 230 230
EBPE230 S 0 0 0

----- MAINTENANCE CYCLE-----
EMC 230 10102 2 13 0 3 5 0 3 2 3 3

----- LOADING BLOCK CAPACITY, HEATRATE, & FOR MULTIPLIERS-----

ELBA230 5 [REDACTED]
ELBB230 [REDACTED]
ELBC230 [REDACTED]

----- ENVIROMENTAL DATASET (PM, SO2, NOX, CO, VOC, CO2) -----

.XXX YY ZAAAAAABBBBBB
EEP 230 10.00026 0.000
EEP 230 20.00345 0.000
EEP 230 30.00078 0.000
EEP 230 40.00205 0.000
EEP 230 50.00002 0.000
EEP 230 60.05315 0.000
EEP 230 70.00024 0.000

=====
..
===== FT MYERS 1 =====
1 2 3 4 5 6 7
.2345678901234567890123456789012345678901234567890123456789012

----- BASIC PLANT DATA-----
EBPA240 FT MYERS 1 THRM I E HOIL 100.0 1958 44
EBPB240 141. 0.0 [REDACTED]
EBPC240
EBPD240 240 5 240 240
EBPE240 S 0 0 0

----- MAINTENANCE CYCLE-----
EMC 240 10102 7 0 0 0 0 2 0 0 0 0

----- LOADING BLOCK CAPACITY, HEATRATE, & FOR MULTIPLIERS-----

ELBA240 5 [REDACTED]
ELBB240 [REDACTED]
ELBC240 [REDACTED]

-----ENVIROMENTAL DATASET (PM, SO2, NOX, CO, VOC, CO2)

.XXX YY ZAAAAAABBBBBB
EEP 240 10.00047 0.000
EEP 240 20.00435 0.000
EEP 240 30.00120 0.000
EEP 240 40.00011 0.000
EEP 240 50.00002 0.000
EEP 240 60.05281 0.000
EEP 240 70.00024 0.000

=====
..
===== FT MYERS 2 =====

1 2 3 4 5 6 7
2345678901234567890123456789012345678901234567890123456789012

----- BASIC PLANT DATA-----

EBPA250 FT MYERS 2 THRM I E HOIL 100.0 1969 33
EBPB250 402. 0.0
EBPC250
EBPD250 250 5 250 250
EBPE250 S 0 0 0

----- MAINTENENCE CYCLE-----

EMC 250 10102 0 2 0 0 0 4 0 0 2

----- LOADING BLOCK CAPACITY, HEATRATE, & FOR MULTIPLIERS-----

ELBA250 5
ELBB250
ELBC250

-----ENVIROMENTAL DATASET (PM, SO2, NOX, CO, VOC, CO2)

.XXX YY ZAAAAAABBBBBB
EEP 250 10.00047 0.000
EEP 250 20.00441 0.000
EEP 250 30.00243 0.000
EEP 250 40.00011 0.000
EEP 250 50.00002 0.000
EEP 250 60.05281 0.000
EEP 250 70.00024 0.000

=====
..
===== CUTLER 5 =====

1 2 3 4 5 6 7
2345678901234567890123456789012345678901234567890123456789012

----- BASIC PLANT DATA-----

EBPA260 CUTLER 5 THRM I E GAS 100.0 1988 99
EBPB260 71.0 0.0
EBPC260
EBPD260 260 1 260 260
EBPE260 S 0 0 0

----- MAINTENENCE CYCLE-----

00110

EMC 260 10102 0 0 0 0 0 0 0 0 0 0

-----LOADING BLOCK CAPACITY, HEATRATE, & FOR MULTIPLIERS-----

ELBA260 4
ELBB260
ELBC260

-----ENVIROMENTAL DATASET (PM, SO2, NOX, CO, VOC, CO2)

.XXX YY ZAAAAAABBBBBB
EEP 260 10.00000 0.000
EEP 260 20.00030 0.000
EEP 260 30.42550 0.000
EEP 260 40.04200 0.000
EEP 260 50.00160 0.000
EEP 260 60.60000 0.000
EEP 260 70.01300 0.000

===== CUTLER 6 =====

1 2 3 4 5 6 7
2345678901234567890123456789012345678901234567890123456789012

-----BASIC PLANT DATA-----

EBPA270 CUTLER 6 THRM I E GAS 100.0 1988 99
EBPB270 144.0 0.0
EBPC270
EBPD270 270 1 270 270
EBPE270 S 0 0 0

-----MAINTENANCE CYCLE-----

EMC 270 10102 0 0 0 0 0 0 0 0 0 0

-----LOADING BLOCK CAPACITY, HEATRATE, & FOR MULTIPLIERS-----

ELBA270 5
ELBB270
ELBC270

-----ENVIROMENTAL DATASET (PM, SO2, NOX, CO, VOC, CO2)

.XXX YY ZAAAAAABBBBBB
EEP 270 10.00000 0.000
EEP 270 20.00030 0.000
EEP 270 30.46250 0.000
EEP 270 40.04200 0.000
EEP 270 50.00160 0.000
EEP 270 60.60000 0.000
EEP 270 70.01300 0.000

===== MARTIN 1 =====

1 2 3 4 5 6 7
2345678901234567890123456789012345678901234567890123456789012

-----BASIC PLANT DATA-----

EBPA280 MARTIN 1 THRM I E HOIL 100.0 1987 99

00111

EBPB280 824. 0.0 [REDACTED]
EBPC280
EBPD280 280 10 280 280
EBPE280 S 0 0 0 1 1.050
EBPI280 30.0 70.0 30.0

----- MAINTENANCE CYCLE-----
EMC 280 10102 0 1 0 4 0 4 0 0 0 2

----- LOADING BLOCK CAPACITY, HEATRATE, & FOR MULTIPLIERS-----

ELBA280 5 [REDACTED]
ELBB280 [REDACTED]
ELBC280 [REDACTED]

-----ENVIROMENTAL DATASET (PM, SO2, NOX, CO, VOC, CO2)

.XXX YY ZAAAAAABBBBBB
EEP 280 10.00025 0.000
EEP 280 20.00314 0.095
EEP 280 30.00090 60.66
EEP 280 40.00205 20.46
EEP 280 50.0000299.124
EEP 280 60.0531011.300
EEP 280 70.000240.0130

===== MARTIN 2 =====
 1 2 3 4 5 6 7
 .2345678901234567890123456789012345678901234567890123456789012

----- BASIC PLANT DATA-----
 EBPA290 MARTIN 2 THRM I E HOIL 100.0 1980 99
 EBPB290 816. 0.0
 EBPC290
 EBPD290 290 10 290 290
 EBPE290 S 0 0 0 1 1.056
 EBPI290 30.0 70.0 30.0

----- MAINTENANCE CYCLE-----
 EMC 290 10102 8 1 4 0 0 0 4 0 0 0
 ----- LOADING BLOCK CAPACITY, HEATRATE, & FOR MULTIPLIERS-----
 ELBA290 5
 ELBB290
 ELBC290

----- ENVIROMENTAL DATASET (PM, SO2, NOX, CO, VOC, CO2)-----
 .XXX YY ZAAAAAABBBBBB
 EEP 290 10.00025 0.000
 EEP 290 20.00340 0.088
 EEP 290 30.00090 34.21
 EEP 290 40.00205 20.46
 EEP 290 50.0000299.124
 EEP 290 60.0531011.300
 EEP 290 70.000240.0130

===== MARTIN 3 =====
 1 2 3 4 5 6 7
 .2345678901234567890123456789012345678901234567890123456789012

----- BASIC PLANT DATA-----
 EBPA480 MARTIN 3 THRM I E GAS 100. 1 1994 99 30
 EBPB480 474. 1.000
 EBPC480
 EBPD480 480 1 480 480
 EBPE480 S 0 0 0

----- MAINTENANCE CYCLE-----
 EMC 480 10102 1 7 0 0 2 2 1 1 6 1
 ----- LOADING BLOCK CAPACITY, HEATRATE, & FOR MULTIPLIERS-----
 ELBA480 5
 ELBB480
 ELBC480

----- ENVIROMENTAL DATASET (PM, SO2, NOX, CO, VOC, CO2)-----
 .XXX YY ZAAAAAABBBBBB
 EEP 480 10.00000 0.00
 EEP 480 20.00145 0.00

EEP 480 30.02045 0.00
EEP 480 40.00400 0.00
EEP 480 50.00015 0.00
EEP 480 60.60000 0.000
EEP 480 70.01300 0.000

=====
..
----- MARTIN 4 -----
1 2 3 4 5 6 7
.2345678901234567890123456789012345678901234567890123456789012

----- BASIC PLANT DATA-----
EBPA490 MARTIN 4 THRM I E GAS 100. 1 1994 99 30
EBPB490 474. 1.000 .00 [REDACTED]
EBPC490
EBPD490 490 1 490 490
EBPE490 S 0 0 0

----- MAINTENANCE CYCLE-----
EMC 490 10102 3 1 1 6 1 1 2 1 1 6

----- LOADING BLOCK CAPACITY, HEATRATE, & FOR MULTIPLIERS-----
ELBA490 5 [REDACTED]
ELBB490 [REDACTED]
ELBC490 [REDACTED]

-----ENVIROMENTAL DATASET (PM, SO2, NOX, CO, VOC, CO2)

.XXX YYY ZAAAAAABBBBBB
EEP 490 10.00000 0.00
EEP 490 20.00145 0.00
EEP 490 30.01995 0.00
EEP 490 40.00400 0.00
EEP 490 50.00015 0.00
EEP 490 60.60000 0.000
EEP 490 70.01300 0.000

=====
..
-----PFM 2-GT 1 -----
1 2 3 4 5 6 7
.2345678901234567890123456789012345678901234567890123456789012

----- BASIC PLANT DATA-----
EBPA300 PFM 2-4 GT'S THRM P E LOIL 100.0 1986 99
EBPB300 212. 0.0 [REDACTED] 1.00
EBPC300
EBPD300 8 300 300
EBPE300 S 0 0 0

----- LOADING BLOCK CAPACITY, HEATRATE, & FOR MULTIPLIERS-----
ELBA300 4 [REDACTED]
ELBB300 [REDACTED]
ELBC300 [REDACTED]

-----ENVIROMENTAL DATASET (PM, SO2, NOX, CO, VOC, CO2)

00114

.XXX YYY ZAAAAAABBBBBB
EEP 300 10.00011 0.000
EEP 300 20.00086 0.000
EEP 300 30.00201 0.000
EEP 300 40.00014 0.000
EEP 300 50.00000 0.000
EEP 300 60.04728 0.000
EEP 300 70.00087 0.000

=====
..... PFM 2-GT 2 =====
1 2 3 4 5 6 7
.2345678901234567890123456789012345678901234567890123456789012

----- BASIC PLANT DATA-----
EBPA310 PFM 2-4 GT'S THRM P E LOIL 100.0 1986 99
EBPB310 212. 0.0 [REDACTED]
EBPC310
EBPD310 8 310 310
EBPE310 S 0 0 0

----- LOADING BLOCK CAPACITY, HEATRATE, & FOR MULTIPLIERS-----
ELBA310 4 [REDACTED]
ELBB310 [REDACTED]
ELBC310 [REDACTED]

----- ENVIROMENTAL DATASET (PM, SO2, NOX, CO, VOC, CO2)

.XXX YYY ZAAAAAABBBBBB
EEP 310 10.00011 0.000
EEP 310 20.00086 0.000
EEP 310 30.00201 0.000
EEP 310 40.00014 0.000
EEP 310 50.00000 0.000
EEP 310 60.04728 0.000
EEP 310 70.00087 0.000

=====
..... PFM 2-GT 3 =====
1 2 3 4 5 6 7
.2345678901234567890123456789012345678901234567890123456789012

----- BASIC PLANT DATA-----
EBPA320 PFM 2-4 GT'S THRM P E LOIL 100.0 1986 99
EBPB320 212. 0.0 [REDACTED]
EBPC320
EBPD320 8 320 320
EBPE320 S 0 0 0

----- LOADING BLOCK CAPACITY, HEATRATE, & FOR MULTIPLIERS-----
ELBA320 4 [REDACTED]
ELBB320 [REDACTED]
ELBC320 [REDACTED]

-----ENVIROMENTAL DATASET (PM, SO2, NOX, CO, VOC, CO2)

.XXX YYY ZAAAAAABBBBBB
EEP 320 10.00011 0.000
EEP 320 20.00086 0.000
EEP 320 30.00201 0.000
EEP 320 40.00014 0.000
EEP 320 50.00000 0.000
EEP 320 60.04728 0.000
EEP 320 70.00087 0.000

=====
PFL 3-GT 1
=====

1 2 3 4 5 6 7
2345678901234567890123456789012345678901234567890123456789012

----- BASIC PLANT DATA-----

EBPA330 PFL 3-2 GT'S THRM P E LOIL 100. 1986 99
EBPB330 210. 0.0 [REDACTED]
EBPC330
EBPD330 9 330 330
EBPE330 S 0 0 0 1 1.050

----- LOADING BLOCK CAPACITY, HEATRATE, & FOR MULTIPLIERS-----

ELBA330 5 [REDACTED]
ELBB330 [REDACTED]
ELBC330 [REDACTED]

-----ENVIROMENTAL DATASET (PM, SO2, NOX, CO, VOC, CO2)

.XXX YYY ZAAAAAABBBBBB
EEP 330 10.00011 0.000
EEP 330 20.00066 0.456
EEP 330 30.00207106.44
EEP 330 40.00014386.84
EEP 330 50.00000448.84
EEP 330 60.0485611.532
EEP 330 70.000870.0130

=====
PFL 3-GT 2
=====

1 2 3 4 5 6 7
2345678901234567890123456789012345678901234567890123456789012

----- BASIC PLANT DATA-----

EBPA340 PFL 3-2 GT'S THRM P E LOIL 100.0 1986 99
EBPB340 210. 0.0 [REDACTED]
EBPC340
EBPD340 9 340 340
EBPE340 S 0 0 0 1 1.050

----- LOADING BLOCK CAPACITY, HEATRATE, & FOR MULTIPLIERS-----

ELBA340 5 [REDACTED]

ELBB340
ELBC340



-----ENVIROMENTAL DATASET (PM, SO2, NOX, CO, VOC, CO2)

.XXX YYY ZAAAAAABBBBBB
EEP 340 10.00011 0.000
EEP 340 20.00066 0.456
EEP 340 30.00207106.44
EEP 340 40.00014386.84
EEP 340 50.00000448.84
EEP 340 60.0485611.532
EEP 340 70.000870.0130

=====
..... PFL 3-GT 3 =====
1 2 3 4 5 6 7
.2345678901234567890123456789012345678901234567890123456789012

----- BASIC PLANT DATA-----

EBPA350 PFL 3-2 GT'S THRM P E LOIL 100.0 1986 99
EBPB350 210. 0.0
EBPC350
EBPD350 9 350 350
EBPE350 S 0 0 0 1 1.050

----- LOADING BLOCK CAPACITY, HEATRATE, & FOR MULTIPLIERS-----

ELBA350 5
ELBB350
ELBC350



-----ENVIROMENTAL DATASET (PM, SO2, NOX, CO, VOC, CO2)

.XXX YYY ZAAAAAABBBBBB
EEP 350 10.00011 0.000
EEP 350 20.00066 0.456
EEP 350 30.00207106.47
EEP 350 40.00014386.84
EEP 350 50.00000448.84
EEP 350 60.0485511.536
EEP 350 70.000870.0130

=====
..... PFL 3-GT 4 =====
1 2 3 4 5 6 7
.2345678901234567890123456789012345678901234567890123456789012

----- BASIC PLANT DATA-----

EBPA360 PFL 3-2 GT'S THRM P E LOIL 100.0 1986 99
EBPB360 210. 0.0
EBPC360
EBPD360 9 360 360
EBPE360 S 0 0 0 1 1.050

----- LOADING BLOCK CAPACITY, HEATRATE, & FOR MULTIPLIERS-----

00117

ELBA360 5
ELBB360
ELBC360



-----ENVIROMENTAL DATASET (PM, SO2, NOX, CO, VOC, CO2)

.XXX YYY ZAAAAAABBBBBB
EEP 360 10.00011 0.000
EEP 360 20.00066 0.456
EEP 360 30.00207106.47
EEP 360 40.00014386.84
EEP 360 50.00000448.84
EEP 360 60.0485511.536
EEP 360 70.000870.0130

=====
..... PPE 3-GT 1
1 2 3 4 5 6 7
.2345678901234567890123456789012345678901234567890123456789012

----- BASIC PLANT DATA-----

EBPA370 PPE 3-2 GT'S THRM P E LOIL 100.0 1986 99
EBPB370 210. 0.0
EBPC370

EBPD370 9 370 370

EBPE370 S 0 0 0 1 1.050

-----LOADING BLOCK CAPACITY, HEATRATE, & FOR MULTIPLIERS-----

ELBA370 5
ELBB370
ELBC370

-----ENVIROMENTAL DATASET (PM, SO2, NOX, CO, VOC, CO2)

.XXX YYY ZAAAAAABBBBBB
EEP 370 10.00011 00.00
EEP 370 20.00038 0.785
EEP 370 30.00210104.73
EEP 370 40.00014380.60
EEP 370 50.00000448.84
EEP 370 60.0493512.157
EEP 370 70.000870.0130

..

-----PPE 3-GT 2-----

1 2 3 4 5 6 7
.2345678901234567890123456789012345678901234567890123456789012

-----BASIC PLANT DATA-----

EBPA380 PPE 3-2 GT'S THRM P E LOIL 100.0 1986 99
EBPB380 210. 0.0
EBPC380
EBPD380 9 380 380
EBPE380 S 0 0 0 1 1.050

-----LOADING BLOCK CAPACITY, HEATRATE, & FOR MULTIPLIERS-----

ELBA380 5
ELBB380
ELBC380

-----ENVIROMENTAL DATASET (PM, SO2, NOX, CO, VOC, CO2)

.XXX YYY ZAAAAAABBBBBB
EEP 380 10.00011 00.00
EEP 380 20.00038 0.785
EEP 380 30.00210104.73
EEP 380 40.00014380.60
EEP 380 50.00000448.84
EEP 380 60.0493512.157
EEP 380 70.000870.0130

..

-----TP-DIESELS 1-5-----

1 2 3 4 5 6 7
.2345678901234567890123456789012345678901234567890123456789012

-----BASIC PLANT DATA-----

EBPA381 TPDIESEL 1-5 THRM P E LOIL 100.0 1986 99

00119

EBPB381 12. 0.0 [REDACTED]
 EBPC381
 EBPD381 9
 EBPE381 S 0 0 0

 SOUTHERN COMPANY (UPS) -----
 1 2 3 4 5 6 7
 .234567890123456789012345678901234567890123456789012
 ----- BASIC PLANT DATA -----
 EBPA390 SOUCO THRM I E PURC 100.0 1985 25
 EBPB390 928. 0.0 0.18 10000
 EBPC390
 EBPD390 390
 EBPE390 S 0 0 0

 ECONOMY (FLA BKR/ SO. ECON) -----
 1 2 3 4 5 6 7
 .234567890123456789012345678901234567890123456789012
 ----- BASIC PLANT DATA -----
 EBPA420 ECONOM 1 HYDR I E ECON 100.0 1997 99
 EBPB420 210.0 0.0 10000. 10. 0.0
 EBPC420
 EBPD420 420 421 422

----- ENERGY LIMITATION -----
 ETJ 421 1 2 1 30 2001 4.0 2002 40.0 2003 12.5 2004 12.5 2005 12.5
 ETJ 421 2 2006 12.5 2007 12.5 2008 12.5 2009 12.5 2010 12.5
 ETJ 421 3 2011 12.5 2012 12.5 2013 12.5 2014 12.5 2015 12.5
 ETJ 421 4 2016 12.5 2017 12.5 2018 12.5 2019 12.5 2020 12.5
 ETJ 421 5 2021 12.5 2022 12.5 2023 12.5 2024 12.5 2025 12.5
 ETJ 421 6 2026 12.5 2027 12.5 2028 12.5 2029 12.5 2030 12.5

----- RATED CAPACITY -----
 ETJ 422 1 2 1 30 2001 0.25 2002 0.25 2003 1.00 2004 1.00 2005 1.00
 ETJ 422 2 2006 1.00 2007 1.00 2008 1.00 2009 1.00 2010 1.00
 ETJ 422 3 2011 1.00 2012 1.00 2013 1.00 2014 1.00 2015 1.00
 ETJ 422 4 2016 1.00 2017 1.00 2018 1.00 2019 1.00 2020 1.00
 ETJ 422 5 2021 1.00 2022 1.00 2023 1.00 2024 1.00 2025 1.00
 ETJ 422 6 2026 1.00 2027 1.00 2028 1.00 2029 1.00 2030 1.00

 SCHERER 4 -----
 1 2 3 4 5 6 7
 .234567890123456789012345678901234567890123456789012
 ----- BASIC PLANT DATA -----
 EBPA430 SCHERER 4 THRM I E COAL 100.0 1991 99

EBPB430 658.0 1.054 [REDACTED]
EBPC430
EBPD430 430430 430 430
EBPE430 S 0 0 0

----- MAINTENANCE CYCLE-
EMC 430 10102 0 3 0 3 6 0 2 2 0 3

----- LOADING BLOCK CAPACITY, HEATRATE, & FOR MULTIPLIERS-
ELBA430 5 0.2568 [REDACTED]
ELBB430 1.2354 [REDACTED]
ELBC430 1.000 [REDACTED]

----- ENVIROMENTAL DATASET (PM, SO2, NOX, CO, VOC, CO2)

EEP 430 10.00029 0.000
EEP 430 20.01051 0.000
EEP 430 30.00573 0.000
EEP 430 40.00143 0.000
EEP 430 50.00003 0.000
EEP 430 60.21470 0.000
EEP 430 70.01147 0.000

=====
..... JESJRIVR 1
1 2 3 4 5 6 7
2345678901234567890123456789012345678901234567890123456789012

----- BASIC PLANT DATA-

EBPA440 SJRPP 1 (OWN) THRM I E COAL 100.0 1986 99
EBPB440 254. 1.0 [REDACTED]
EBPC440
EBPD440 440440 440
EBPE440 S 0 0 0

----- MAINTENANCE CYCLE-
EMC 440 10102 4 0 4 0 9 0 4 0 4 0

----- ENVIROMENTAL DATASET (PM, SO2, NOX, CO, VOC, CO2)

EEP 440 10.00036 0.000
EEP 440 20.00917 0.000
EEP 440 30.00724 0.000
EEP 440 40.00181 0.000
EEP 440 50.00003 0.000
EEP 440 60.24466 0.000
EEP 440 70.00579 0.000

=====
..... JESJRIVR 2
1 2 3 4 5 6 7
2345678901234567890123456789012345678901234567890123456789012

----- BASIC PLANT DATA-

EBPA450 SJRPP 2 (PURCH) THRM I E SJRP 100.0 1986 36
EBPB450 382. 1.0 [REDACTED]

EBPC450
EBPD450 450440 450
EBPE450 S 0 0 0

----- FUEL PARAMETERS-----

Use same fuel as SJRPP 1

----- MAINTENENCE CYCLE-----

EMC 450 10102 0 5 0 4 0 4 0 9 0 4

----- ENVIROMENTAL DATASET (PM, SO2, NOX, CO, VOC, CO2)

EEP 450 10.00036 0.000
EEP 450 20.00917 0.000
EEP 450 30.00724 0.000
EEP 450 40.00181 0.000
EEP 450 50.00003 0.000
EEP 450 60.24466 0.000
EEP 450 70.00579 0.000

----- FT. MYERS REPOWERING -----

EBPA750 PFMREP 1 CT/CC THRM I E GAS 100. 1 2001 99
EBPB750 894.0 1.000 0.0 [REDACTED]
EBPC750
EBPD750 1 750 750
EBPE750 S 0 0 0

----- RATED CAPACITY -----

ETJ 750 1 2 1 30 2001 1.0 20021.6477 20031.6477 20041.6477 20051.6477
ETJ 750 2 20061.6477 20071.6477 20081.6477 20091.6477 20101.6477
ETJ 750 3 20111.6477 20121.6477 20131.6477 20141.6477 20151.6477
ETJ 750 4 20161.6477 20171.6477 20181.6477 20191.6477 20201.6477
ETJ 750 5 20211.6477 20221.6477 20231.6477 20241.6477 20251.6477
ETJ 750 6 20261.6477 20271.6477 20281.6477 20291.6477 20301.6477

----- ENVIROMENTAL DATASET (PM, SO2, NOX, CO, VOC, CO2)

EEP 750 10.004500.0210
EEP 750 20.001500.9710
EEP 750 30.045000.0160
EEP 750 40.005000.0330
EEP 750 50.000750.0230
EEP 750 60.586000.0820
EEP 750 70.00070.00099

----- SANFORD REPOWERING -----

1 2 3 4 5 6 7
2345678901234567890123456789012345678901234567890123456789012

----- BASIC PLANT DATA-----

EBPA760 PSNREP 4 THRM B C GAS 2003 99
EBPB760 957. 1.000 0. [REDACTED]

00122

EBPC760
EBPD760 1 620
EBPE760 S 0 0 0
-----ENVIROMENTAL DATASET (PM, SO2, NOX, CO, VOC, CO2)

EEP 620 10.004500.0210
EEP 620 20.001500.9710
EEP 620 30.045000.0160
EEP 620 40.005000.0330
EEP 620 50.000750.0230
EEP 620 60.586000.0820
EEP 620 70.00070.00099

----- BASIC PLANT DATA-----
2002 99

EBPA770 PSNREP 5 THRM B C GAS
EBPB770 957. 1.000 0. [REDACTED]
EBPC770
EBPD770 1 621
EBPE770 S 0 0 0

-----ENVIROMENTAL DATASET (PM, SO2, NOX, CO, VOC, CO2)

EEP 621 10.004500.0210
EEP 621 20.001500.9710
EEP 621 30.045000.0160
EEP 621 40.005000.0330
EEP 621 50.000750.0230
EEP 621 60.586000.0820
EEP 621 70.00070.00099

----- 2 ADVANCED CT @ MARTIN -----

1 2 3 4 5 6 7
2345678901234567890123456789012345678901234567890123456789012

----- BASIC PLANT DATA-----
EBPA670 2 ADV CT-MART THRM P E GAS 100. 1 2001 99
EBPB670 318. 1.000 [REDACTED]
EBPC670
EBPD670 1 670
EBPE670 S 0 0 0

-----ENVIROMENTAL DATASET (PM, SO2, NOX, CO, VOC, CO2)

EEP 670 10.004500.0210
EEP 670 20.001500.9710
EEP 670 30.045000.0160
EEP 670 40.005000.0330
EEP 670 50.000750.0230
EEP 670 60.586000.0820
EEP 670 70.00070.00099

00123

```

=====
.
===== 2 ADVANCED CT @ FORT MYERS =====
.
1      2      3      4      5      6      7
.2345678901234567890123456789012345678901234567890123456789012
----- BASIC PLANT DATA-----
EBPA680 2 ADV CT-FT MY  THRM P E GAS      100.    1 2001 99
EBPB680   318.        1.000      [REDACTED]
EBPC680
EBPD680                               1          670
EBPE680   S  0  0      0
=====

```

```

===== PURCHASES (EMT) =====
===== FPC PURCHASE =====
.
1      2      3      4      5      6      7
.2345678901234567890123456789012345678901234567890123456789012
----- BASIC PLANT DATA-----
EBPA675 FPC PURCHASE  THRM P E PUR      100.    1 2001 4 30
EBPB675   50.        1.000      [REDACTED]

```

EBPC675
EBPD675 13
EBPE675 S 0 0 0

===== UNITS (OLEANDER/SHADY HILLS/WHIDDEN) =====
1 2 3 4 5 6 7
2345678901234567890123456789012345678901234567890123456789012
----- BASIC PLANT DATA-----
EBPA676 FIRM PURCHASE THRM P C GAS 100. 1 2002 5
EBPB676 149. 1.000 [REDACTED]
EBPC676
EBPD676 1 670 676
EBPE676 S 0 0 0 14
----- RATED CAPACITY-----
ETJ 676 1 2 1 6 2001 0.00 2002 7.00 2003 6.00 2004 6.00 2005 3.00
ETJ 676 2 2006 3.00

===== LAKE WORTH REPOWERING CC =====
1 2 3 4 5 6 7
2345678901234567890123456789012345678901234567890123456789012
----- BASIC PLANT DATA-----
EBPA677 LW CC PURCH THRM P C GAS 100. 1 2003 2
EBPB677 220. 1.000 [REDACTED]
EBPC677
EBPD677 1 670
EBPE677 S 0 0 0 14

===== END OF FIRM PURCHASE MODELLING =====

===== FIRM QF'S =====
===== CEDAR BAY =====
1 2 3 4 5 6 7
2345678901234567890123456789012345678901234567890123456789012
----- BASIC PLANT DATA-----
EBPA500 CEDAR BAY THRM B E COGN 100. 1 1994 31
EBPB500 250. 1.0 0.070 9745
EBPC500
EBPD500 500500
EBPE500 S 0 0 0
----- MAINTENENCE CYCLE-----
EMC 500 1 12 6

===== ICL =====

00125

| | 1 | 2 | 3 | 4 | 5 | 6 | 7 |
|---|----------|----|---------------|-------|-------|---|---------|
| 23456789012345678901234567890123456789012345678901234567890123456789012 | | | | | | | |
| ----- BASIC PLANT DATA----- | | | | | | | |
| EBPA510 | IND-TOWN | | THRM B E COGN | | 100. | 1 | 1996 30 |
| EBPB510 | 330. | | 1.0 | 0.040 | 10000 | | |
| EBPC510 | | | | | | | |
| EBPD510 | | | 510510 | | | | |
| EBPE510 | S | 0 | 0 | 0 | | | |
| ----- MAINTENENCE CYCLE----- | | | | | | | |
| EMC 510 | 1 | 12 | 5 | | | | |

| ===== PALM BEACH ===== | | | | | | | |
|---|------------|---|---------------|-------|-------|---|---------|
| | 1 | 2 | 3 | 4 | 5 | 6 | 7 |
| 23456789012345678901234567890123456789012345678901234567890123456789012 | | | | | | | |
| ----- BASIC PLANT DATA----- | | | | | | | |
| EBPA520 | PALM BEACH | | THRM B E COGN | | 100. | 1 | 1995 15 |
| EBPB520 | 43.5 | | 1.0 | 0.130 | 10500 | | |
| EBPC520 | | | | | | | |
| EBPD520 | | | 520 | | | | |
| EBPE520 | S | 0 | 0 | 0 | | | |

| ===== FLORIDA CRUSHTONE ===== | | | | | | | |
|---|----------|---|---------------|------|-------|---|---------|
| | 1 | 2 | 3 | 4 | 5 | 6 | 7 |
| 23456789012345678901234567890123456789012345678901234567890123456789012 | | | | | | | |
| ----- BASIC PLANT DATA----- | | | | | | | |
| EBPA540 | FLCSTONE | | THRM B E COGN | | 100. | 1 | 1995 11 |
| EBPB540 | 133. | | 1.0 | .170 | 10500 | | |
| EBPC540 | | | | | | | |
| EBPD540 | | | 540 | | | | |
| EBPE540 | S | | 0 | | | | |

| ===== BROWARD NORTH 1 ===== | | | | | | | |
|---|-----------------|---|---------------|-------|-------|---|---------|
| | 1 | 2 | 3 | 4 | 5 | 6 | 7 |
| 23456789012345678901234567890123456789012345678901234567890123456789012 | | | | | | | |
| ----- BASIC PLANT DATA----- | | | | | | | |
| EBPA550 | BROWARD NORTH 1 | | THRM B E COGN | | 100. | 1 | 1995 16 |
| EBPB550 | 45. | | 1.0 | 0.040 | 10500 | | |
| EBPC550 | | | | | | | |
| EBPD550 | | | 550 | | | | |
| EBPE550 | S | 0 | 0 | 0 | | | |

| ===== BROWARD NORTH 2 ===== | | | | | | | |
|---|---|---|---|---|---|---|---|
| | 1 | 2 | 3 | 4 | 5 | 6 | 7 |
| 23456789012345678901234567890123456789012345678901234567890123456789012 | | | | | | | |

00126

.23456789012345678901234567890123456789012345678901234567890123456789012

----- BASIC PLANT DATA-----
EBPA560 BROWARD NORTH 2 THRM B E COGN 100. 1 1995 32
EBPB560 11.0 1.0 0.130 10500
EBPC560
EBPD560 560
EBPE560 S 0 0 0

----- BROWARD SOUTH 1 -----

1 2 3 4 5 6 7
.2345678901234567890123456789012345678901234567890123456789012
----- BASIC PLANT DATA-----
EBPA570 BROWARD SOUTH 1 THRM B E COGN 100. 1 1995 14
EBPB570 50.6 1.0 0.040 10500
EBPC570
EBPD570 570
EBPE570 S 0 0 0

----- BROWARD SOUTH 2 -----

1 2 3 4 5 6 7
.2345678901234567890123456789012345678901234567890123456789012
----- BASIC PLANT DATA-----
EBPA580 BROWARD SOUTH 2 THRM B E COGN 100. 1 1995 32
EBPB580 3.5 1.0 0.130 10500
EBPC580
EBPD580 580
EBPE580 S 0 0 0

----- BIO ENERGY -----

1 2 3 4 5 6 7
.2345678901234567890123456789012345678901234567890123456789012
----- BASIC PLANT DATA-----
EBPA590 BIO ENERGY THRM B E COGN 100. 1 1995 10
EBPB590 10. 1.0 0.150 9790
EBPC590
EBPD590 590
EBPE590 S 0 0 0

----- ROYSTER MULBERRY -----

1 2 3 4 5 6 7
.2345678901234567890123456789012345678901234567890123456789012
----- BASIC PLANT DATA-----
EBPA591 ROYSTER THRM B E COGN 100. 1 1996 6

EBPB591 9. 1.0 0.100 10500
EBPC591
EBPD591 591
EBPE591 S 0 0 0

===== END OF FIRM QF MODELLING =====

===== RFP PROPOSAL BIDS =====

===== FC 1 - CC =====

===== Same as FC 47 for 2006 =====

1 2 3 4 5 6 7
2345678901234567890123456789012345678901234567890123456789012

----- BASIC PLANT DATA-----

EBPA601 FC 1&47 THRM P G GAS 100. 1 10
EBPB601 712. 1.000 [REDACTED]
EBPC601
EBPD601 101201601 [REDACTED]
EBPE601 S 0 0 0 14

----- Escalation for Fixed O&M (Capacity) -----

ETJ 101 1 2 1 30 [REDACTED]
ETJ 101 2 [REDACTED]
ETJ 101 3 [REDACTED]
ETJ 101 4 [REDACTED]
ETJ 101 5 [REDACTED]
ETJ 101 6 [REDACTED]

----- Escalation for Variable O&M -----

ETJ 201 1 2 1 15 [REDACTED]
ETJ 201 2 [REDACTED]
ETJ 201 3 [REDACTED]

----- Trajectory for Forced Outage Rate -----

ETJ 601 1 2 1 15 [REDACTED]
ETJ 601 2 [REDACTED]
ETJ 601 3 [REDACTED]

===== FC 4 - CC =====

1 2 3 4 5 6 7
2345678901234567890123456789012345678901234567890123456789012

----- BASIC PLANT DATA-----

EBPA602 FC 4 THRM P G GAS 100. 1 20
EBPB602 447. 1.000 [REDACTED]
EBPC602
EBPD602 102202602 [REDACTED]
EBPE602 S 0 0 0 14

----- Escalation for Fixed O&M (Capacity) -----

00128

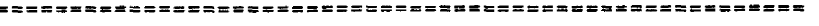
ETJ 102 1 2 1 25
ETJ 102 2
ETJ 102 3
ETJ 102 4
ETJ 102 5

----- Escalation for Variable O&M -----

ETJ 202 1 2 1 25
ETJ 202 2
ETJ 202 3
ETJ 202 4
ETJ 202 5

----- Trajectory for Forced Outage Rate -----

ETJ 602 1 2 1 25
ETJ 602 2
ETJ 602 3
ETJ 602 4
ETJ 602 5



===== FC 6 - CC (same as FC 40 different yrs) =====

1 2 3 4 5 6 7
.2345678901234567890123456789012345678901234567890123456789012

----- BASIC PLANT DATA-----

| EBPA603 | FC 6 | THRM | P | G | GAS | 100. | 1 | 3 |
|---------|-----------|-------|---|---|-----|------|---|---|
| EBPB603 | 800. | 1.000 | | | | | | |
| EBPC603 | | | | | | | | |
| EBPD603 | 103203603 | | | | | | | |
| EBPE603 | S 0 0 | 0 | | | | | | |

----- Escalation for Fixed O&M (Capacity) -----

ETJ 103 1 2 1 14
ETJ 103 2
ETJ 103 3

----- Escalation for Variable O&M -----

ETJ 203 1 2 1 14
ETJ 203 2
ETJ 203 3

----- Trajectory for Forced Outage Rate -----

ETJ 603 1 2 1 15
ETJ 603 2
ETJ 603 3



===== FC 7 - CT =====

----- Same as FC 13, FC 53, and FC 54 -----

----- FC 53 and FC 54 in-service 2005 -----

1 2 3 4 5 6 7
.2345678901234567890123456789012345678901234567890123456789012

----- BASIC PLANT DATA-----
EBPA604 FC 7&13&53&54 THRM P G GAS 100. 1 10
EBPB604 220. 1.000 [REDACTED]
EBPC604 [REDACTED]
EBPD604 104204604 [REDACTED]
EBPE604 S 0 0 0

----- Escalation for Fixed O&M (Capacity) -----
ETJ 104 1 2 1 14 [REDACTED]
ETJ 104 2 [REDACTED]
ETJ 104 3 [REDACTED]

----- Escalation for Variable O&M -----
ETJ 204 1 2 1 14 [REDACTED]
ETJ 204 2 [REDACTED]
ETJ 204 3 [REDACTED]

----- Trajectory for Forced Outage Rate -----
ETJ 604 1 2 1 14 [REDACTED]
ETJ 604 2 [REDACTED]
ETJ 604 3 [REDACTED]

=====
----- FC 12 - CC -----
=====

----- Same as FC 57 except inservice in 2006 -----

1 2 3 4 5 6 7
2345678901234567890123456789012345678901234567890123456789012

----- BASIC PLANT DATA-----

EBPA605 FC 12&57 THRM P G GAS 100. 1 10
EBPB605 467. 1.000 [REDACTED]
EBPC605
EBPD605 105205605 [REDACTED]
EBPE605 S 0 0 0

----- Escalation for Fixed O&M (Capacity) -----

ETJ 105 1 2 1 15 [REDACTED]
ETJ 105 2 [REDACTED]
ETJ 105 3 [REDACTED]

----- Escalation for Variable O&M -----

Escalated based on CPI.

ETJ 205 1 2 1 15 [REDACTED]
ETJ 205 2 [REDACTED]
ETJ 205 3 [REDACTED]

----- Trajectory for Forced Outage Rate -----

ETJ 605 1 2 1 15 [REDACTED]
ETJ 605 2 [REDACTED]
ETJ 605 3 [REDACTED]

----- FC 12 - CC ** DUCT FIRED ** -----

----- Same as FC 57 except inservice in 2006 -----

1 2 3 4 5 6 7
2345678901234567890123456789012345678901234567890123456789012

----- BASIC PLANT DATA-----

EBPA639 FC 12&57 DF THRM P G GAS 100. 1 10
EBPB639 109. 1.000 [REDACTED]
EBPC639
EBPD639 205605 [REDACTED]
EBPE639 S 0 0 0

----- Trajectory for Forced Outage Rate -----

Same trajectory for FOR as FC 12&57 ETJ 605.

----- FC 20 & 23 - CT -----

1 2 3 4 5 6 7
2345678901234567890123456789012345678901234567890123456789012

----- BASIC PLANT DATA-----

EBPA606 FC 20&23&59&60 THRM P G GAS 100. 1 5
EBPB606 242. 1.000 [REDACTED]
EBPC606
EBPD606 106206606 [REDACTED]
EBPE606 S 0 0 0

00131

----- Escalation for Fixed O&M (Capacity)

ETJ 106 1 2 1 10
ETJ 106 2

----- Escalation for Variable O&M -----

ETJ 206 1 2 1 10
ETJ 206 2

----- Trajectory for Forced Outage Rate --

ETJ 606 1 2 1 10
ETJ 606 2

===== FC 40 - CC (same as FC 6 different yrs) =====

1 2 3 4 5 6 7
.2345678901234567890123456789012345678901234567890123456789012

----- BASIC PLANT DATA-----

EBPA607 FC 40 THRM P G GAS 100. 1 10
EBPB607 800. 1.000
EBPC607
EBPD607 103203603
EBPE607 S 0 0 0

----- Escalation for Fixed O&M (Capacity)

. Same as FC 6 using ETJ 103.

----- Escalation for Variable O&M -----

. Same as FC 6 using ETJ 203.

----- Trajectory for Forced Outage Rate --

. Same as FC 6 using ETJ 603.

===== FC 2 - CC (same as FC 30 different yrs) =====

1 2 3 4 5 6 7
.2345678901234567890123456789012345678901234567890123456789012

----- BASIC PLANT DATA-----

EBPA608 FC 2 THRM P G GAS 100. 1 7
EBPB608 589. 1.000
EBPC608
EBPD608 108205
EBPE608 S 0 0 0 14

----- Escalation for Fixed O&M (Capacity)

ETJ 108 1 2 1 12
ETJ 108 2
ETJ 108 3

----- Escalation for Variable O&M -----

. Escalated at CPI using ETJ 205 which has multipliers starting in 2005.

----- Trajectory for Forced Outage Rate --

. Availability remains the same

00132

===== FC 2 - CC (same as FC 30 different yrs) =====

===== *** DUCT FIRED *** =====

1 2 3 4 5 6 7
2345678901234567890123456789012345678901234567890123456789012

----- BASIC PLANT DATA-----

EBPA645 FC 2 DF THRM P G GAS 100. 1 7
EBPB645 29. 1.000 [REDACTED]
EBPC645
EBPD645 205 [REDACTED]
EBPE645 S 0 0 0 14

===== FC 30 - CC (same as FC 2 different yrs) =====

1 2 3 4 5 6 7
2345678901234567890123456789012345678901234567890123456789012

----- BASIC PLANT DATA-----

EBPA609 FC 30 THRM P G GAS 100. 1 7
EBPB609 589. 1.000 [REDACTED]
EBPC609
EBPD609 108205 [REDACTED] 609
EBPE609 S 0 0 0 14

----- Escalation for Fixed O&M (Capacity)

. Same as FC 2 using ETJ 108.

----- Escalation for Variable O&M -----

. Escalated at CPI using ETJ 205 which has multipliers starting in 2005.

----- Trajectory for Forced Outage Rate --

. Availability remains the same

----- Escalation for Rated Capacity Change -----

ETJ 609 1 2 1 12 [REDACTED]

ETJ 609 2 [REDACTED]

ETJ 609 3 [REDACTED]

===== FC 30 - CC (same as FC 2 different yrs) =====

===== *** DUCT FIRED *** =====

1 2 3 4 5 6 7
2345678901234567890123456789012345678901234567890123456789012

----- BASIC PLANT DATA-----

EBPA691 FC 30 DF THRM P G GAS 100. 1 7
EBPB691 29. 1.000 [REDACTED]
EBPC691
EBPD691 205 [REDACTED] 609
EBPE691 S 0 0 0 14

===== FC 11 - Sale (same as FC 38 different years) =====

===== the same as FC48 except start of 2006 =====

1 2 3 4 5 6 7

.23456789012345678901234567890123456789012345678901234567890123456789012

----- BASIC PLANT DATA-----

| | | | | | | | | |
|---------|----------|-------|---|---|-----|------|---|---|
| EBPA610 | FC 11&48 | THRM | P | G | GAS | 100. | 1 | 5 |
| EBPB610 | 150. | 1.000 | | | | | | |
| EBPC610 | | | | | | | | |
| EBPD610 | 101101 | | | | | | | |
| EBPE610 | S 0 0 | 0 | | | | | | |

----- Escalation for Fixed O&M (Capacity)

. No escalation using ETJ for FC 1.

----- Escalation for Variable O&M -----

. No escalation using ETJ for FC 1.

----- Trajectory for Forced Outage Rate --

. Availability remains the same

===== FC 38 - Sale (same as FC 11 different years) =====
 ===== the same as FC49 except start of 2006 =====

1 2 3 4 5 6 7

.23456789012345678901234567890123456789012345678901234567890123456789012

----- BASIC PLANT DATA-----

| | | | | | | | | |
|---------|----------|-------|---|---|-----|------|---|---|
| EBPA611 | FC 38&49 | THRM | P | G | GAS | 100. | 1 | 3 |
| EBPB611 | 150. | 1.000 | | | | | | |
| EBPC611 | | | | | | | | |
| EBPD611 | 101101 | | | | | | | |
| EBPE611 | S 0 0 | 0 | | | | | | |

----- Escalation for Fixed O&M (Capacity)

. No escalation using ETJ for FC 1.

----- Escalation for Variable O&M -----

. No escalation using ETJ for FC 1.

----- Trajectory for Forced Outage Rate --

. Availability remains the same

===== THE FOLLOWING 8 BIDS HAVE SAME O&M COSTS =====

===== DIFFERENT YEARS AND DIFFERENT MWS =====

----- FC 16 & 71 ; 300MW, 3 YR -----

1 2 3 4 5 6 7

.23456789012345678901234567890123456789012345678901234567890123456789012

----- BASIC PLANT DATA-----


| | | | | | | | | |
|---------|----------|-------|---|---|-----|------|---|---|
| EBPA612 | FC 16&71 | THRM | P | G | GAS | 100. | 1 | 3 |
| EBPB612 | 300. | 1.000 | | | | | | |
| EBPC612 | | | | | | | | |
| EBPD612 | 112212 | | | | | | | |
| EBPE612 | S 0 0 | 0 | | | | | | |

----- Escalation for Fixed O&M (Capacity)

ETJ 112 1 2 1 15

ETJ.112 2

ETJ 112 3



----- Escalation for Variable O&M -----

ETJ 212 1 2 1 15



ETJ 212 2

ETJ 212 3

----- Trajectory for Forced Outage Rate -----

. No trajectory for FOR.

----- FC 41 & 73 ; 300MW, 5 YR -----

1 2 3 4 5 6 7
2345678901234567890123456789012345678901234567890123456789012

----- BASIC PLANT DATA-----

EBPA613 FC 41&73 THRM P G GAS 100. 1 5

EBPB613 300. 1.000



EBPC613

EBPD613 112212

EBPE613 S 0 0 0

----- Escalation for Fixed O&M (Capacity) -----

. Same as EBPA 612.

----- Escalation for Variable O&M -----

. Same as EBPA 612.

----- Trajectory for Forced Outage Rate -----

. No trajectory for FOR.


----- FC 42 & 74 ; 450MW, 3 YR -----

1 2 3 4 5 6 7
2345678901234567890123456789012345678901234567890123456789012

----- BASIC PLANT DATA-----

EBPA614 FC 42&74 THRM P G GAS 100. 1 3

EBPB614 450. 1.000



EBPC614

EBPD614 112212

EBPE614 S 0 0 0

----- Escalation for Fixed O&M (Capacity) -----

. Same as EBPA 612.

----- Escalation for Variable O&M -----

. Same as EBPA 612.

----- Trajectory for Forced Outage Rate -----

. No trajectory for FOR.

----- FC 43 & 75 ; 450MW, 5 YR -----

1 2 3 4 5 6 7
.23456789012345678901234567890123456789012345678901234567890123456789012

----- BASIC PLANT DATA-----

EBPA615 FC 43&75 THRM P G GAS 100. 1 5
EBPB615 450. 1.000 [REDACTED]
EBPC615 [REDACTED]
EBPD615 112212 [REDACTED]
EBPE615 S 0 0 0

----- Escalation for Fixed O&M (Capacity)

. Same as EBPA 612.

----- Escalation for Variable O&M -----

. Same as EBPA 612.

----- Trajectory for Forced Outage Rate --

. No trajectory for FOR.

=====

----- FC 44 & 76 ; 450MW, 10 YR -----

1 2 3 4 5 6 7
.2345678901234567890123456789012345678901234567890123456789012

----- BASIC PLANT DATA-----

EBPA616 FC 44&76 THRM P G GAS 100. 1 10
 EBPB616 450. 1.000 [REDACTED]
 EBPC616 [REDACTED]
 EBPB616 112212 [REDACTED]
 EBPE616 S 0 0 0

----- Escalation for Fixed O&M (Capacity)
 . Same as EBPA 612.
 ----- Escalation for Variable O&M -----
 . Same as EBPA 612.
 ----- Trajectory for Forced Outage Rate --
 . No trajectory for FOR.

 ----- FC 45 & 77 ; 900MW, 5 YR -----
 . 1 2 3 4 5 6 7
 . 23456789012345678901234567890123456789012345678901234567890123456789012
 ----- BASIC PLANT DATA-----

EBPA617 FC 45&77 THRM P G GAS 100. 1 5
 EBPB617 900. 1.000 [REDACTED]
 EBPC617 [REDACTED]
 EBPB617 112212 [REDACTED]
 EBPE617 S 0 0 0

----- Escalation for Fixed O&M (Capacity)
 . Same as EBPA 612.
 ----- Escalation for Variable O&M -----
 . Same as EBPA 612.
 ----- Trajectory for Forced Outage Rate --
 . No trajectory for FOR.

 ----- FC 46 & 78 ; 900MW, 10 YR -----
 . 1 2 3 4 5 6 7
 . 23456789012345678901234567890123456789012345678901234567890123456789012
 ----- BASIC PLANT DATA-----

EBPA618 FC 46&78 THRM P G GAS 100. 1 10
 EBPB618 900. 1.000 [REDACTED]
 EBPC618 [REDACTED]
 EBPB618 112212 [REDACTED]
 EBPE618 S 0 0 0

----- Escalation for Fixed O&M (Capacity)
 . Same as EBPA 612.
 ----- Escalation for Variable O&M -----
 . Same as EBPA 612.
 ----- Trajectory for Forced Outage Rate --
 . No trajectory for FOR.

00137

```

=====
----- FC 39 & 72 ; 300MW, 10 YR -----
1      2      3      4      5      6      7
2345678901234567890123456789012345678901234567890123456789012
----- BASIC PLANT DATA-----
EBPA619 FC 39&72      THRM P G GAS      100.  1  10
EBPB619 300.      1.000      [REDACTED]
EBPC619
EBPD619 112212
EBPE619 S 0 0      0
----- Escalation for Fixed O&M (Capacity)
. Same as EBPA 612.
----- Escalation for Variable O&M -----
. Same as EBPA 612.
----- Trajectory for Forced Outage Rate --
. No trajectory for FOR.
=====

```

```

===== FC 5 - CC =====
1      2      3      4      5      6      7
2345678901234567890123456789012345678901234567890123456789012
----- BASIC PLANT DATA-----
EBPA620 FC 5      THRM P G GAS      100.  1  6
EBPB620 650.      1.000      [REDACTED]
EBPC620
EBPD620 120220
EBPE620 S 0 0      0
----- Escalation for Fixed O&M (Capacity)
ETJ 120 1 2 1 11 [REDACTED]
ETJ 120 2 [REDACTED]
ETJ 120 3 [REDACTED]
----- Escalation for Variable O&M -----
ETJ 220 1 2 1 11 [REDACTED]
ETJ 220 2 [REDACTED]
ETJ 220 3 [REDACTED]
----- Trajectory for Forced Outage Rate --
. No trajectory for FOR.
=====

```

```

===== FC 5 - CC ** DUCT FIRED ** =====
1      2      3      4      5      6      7
2345678901234567890123456789012345678901234567890123456789012
----- BASIC PLANT DATA-----
EBPA641 FC 5 DF      THRM P G GAS      100.  1  6
EBPB641 40.      1.000      [REDACTED]

```

00138

EBPC641
EBPD641 220
EBPE641 S 0 0 0

===== FC 15 - CC =====
===== Same as FC 70 (FC 15 in-service 2005) =====
1 2 3 4 5 6 7
2345678901234567890123456789012345678901234567890123456789012

----- BASIC PLANT DATA -----
EBPA621 FC 15&70 THRM P G GAS 100. 1 20
EBPB621 224.2 1.000
EBPC621
EBPD621 121221621
EBPE621 S 0 0 0

----- Escalation for Fixed O&M (Capacity) -----
ETJ 121 1 2 1 25
ETJ 121 2
ETJ 121 3
ETJ 121 4
ETJ 121 5

----- Escalation for Variable O&M -----
ETJ 221 1 2 1 25
ETJ 221 2
ETJ 221 3
ETJ 221 4
ETJ 221 5

----- Trajectory for Forced Outage Rate -----
ETJ 621 1 2 1 24
ETJ 621 2
ETJ 621 3
ETJ 621 4
ETJ 621 5

===== FC 19 - CC =====
===== Same as FC 58 (FC 58 in-service in 2006) =====
1 2 3 4 5 6 7
2345678901234567890123456789012345678901234567890123456789012

----- BASIC PLANT DATA -----
EBPA622 FC 19&58 THRM P G GAS 100. 1 3
EBPB622 478.2 1.000
EBPC622
EBPD622 122123
EBPE622 S 0 0 0

----- Escalation for Fixed O&M (Capacity) -----
ETJ 122 1 2 1 7

00139

ETJ 122 2 [REDACTED]
----- Escalation for Variable O&M -----

ETJ 123 1 2 1 7 [REDACTED]
ETJ 123 2 [REDACTED]

----- Trajectory for Forced Outage Rate --
No trajectory for FOR.

===== FC 19 - CC ** DUCT FIRED ** =====

----- Same as FC 58 (FC 58 in-service in 2006) -----

1 2 3 4 5 6 7
2345678901234567890123456789012345678901234567890123456789012

----- BASIC PLANT DATA-----

EBPA642 FC 19&58 DF THRM P G GAS 100. 1 3
EBPB642 47.3 1.000 [REDACTED]
EBPC642
EBPD642 142123 [REDACTED]
EBPE642 S 0 0 0

----- Escalation for Fixed O&M (Capacity)

ETJ 142 1 2 1 7 [REDACTED]
ETJ 142 2 [REDACTED]

===== FC 8 & 17 & 22 - CC =====

1 2 3 4 5 6 7
2345678901234567890123456789012345678901234567890123456789012

----- BASIC PLANT DATA-----

EBPA623 FC 8&17&22&62-4 THRM P G GAS 100. 1 10
EBPB623 758. 1.000 [REDACTED]
EBPC623
EBPD623 101101623 [REDACTED]
EBPE623 S 0 0 0

----- Escalation for Fixed O&M (Capacity)

No escalation using ETJ for FC 1.

----- Escalation for Variable O&M -----

No escalation using ETJ for FC 1.

----- Trajectory for Forced Outage Rate --

ETJ 623 1 2 1 15 [REDACTED]
ETJ 623 2 [REDACTED]
ETJ 623 3 [REDACTED]

===== FC 8 & 17 & 22 - CC ** DUCT FIRED ** =====

1 2 3 4 5 6 7
2345678901234567890123456789012345678901234567890123456789012

----- BASIC PLANT DATA-----

EBPA640 FC 8 DF THRM P G GAS 100. 1 10

EBPB640 53.0 1.000 [REDACTED]
EBPC640
EBPD640 101101623 [REDACTED]
EBPE640 S 0 0 0

----- Trajectory for Forced Outage Rate --
Trajectory for FOR same as FC 8 - ETJ 623.

----- FC 14 - CC -----
1 2 3 4 5 6 7
2345678901234567890123456789012345678901234567890123456789012

----- BASIC PLANT DATA-----
EBPA624 FC 14 THRM P G GAS 100. 1 10
EBPB624 490. 1.000 [REDACTED]
EBPC624
EBPD624 124224624 [REDACTED]
EBPE624 S 0 0 0

----- Escalation for Fixed O&M (Capacity)
ETJ 124 1 2 1 15 [REDACTED]
ETJ 124 2 [REDACTED]
ETJ 124 3 [REDACTED]

----- Escalation for Variable O&M -----
ETJ 224 1 2 1 15 [REDACTED]
ETJ 224 2 [REDACTED]
ETJ 224 3 [REDACTED]

----- Trajectory for Forced Outage Rate --
ETJ 624 1 2 1 15 [REDACTED]
ETJ 624 2 [REDACTED]
ETJ 624 3 [REDACTED]

----- FC 25 - CC -----
1 2 3 4 5 6 7
2345678901234567890123456789012345678901234567890123456789012

----- BASIC PLANT DATA-----
EBPA625 FC 25 THRM P G GAS 100. 1 10
EBPB625 400. 1.000 [REDACTED]
EBPC625
EBPD625 125205625 [REDACTED] 525
EBPE625 S 0 0 0

----- Escalation for Fixed O&M (Capacity)
ETJ 125 1 2 1 15 [REDACTED]
ETJ 125 2 [REDACTED]
ETJ 125 3 [REDACTED]

----- Escalation for Variable O&M -----
Escalated at CPI using ETJ 205 which has multipliers starting in 2005.
----- Trajectory for Forced Outage Rate --

ETJ 625 1 2 1 15
ETJ 625 2
ETJ 625 3



----- Trajectory for Rated Capacity -----

ETJ 525 1 2 1 15
ETJ 525 2
ETJ 525 3



===== FC 26 - CC =====
1 2 3 4 5 6 7
.234567890123456789012345678901234567890123456789012

----- BASIC PLANT DATA-----

| | | | | | | |
|---------|-----------|-------|--------------|------|---|-----|
| EBPA626 | FC 26 | | THRM P G GAS | 100. | 1 | 10 |
| EBPB626 | 800. | 1.000 | | | | |
| EBPC626 | | | | | | |
| EBPD626 | 125205625 | | | | | 526 |
| EBPE626 | S 0 0 | 0 | | | | |

----- Escalation for Fixed O&M (Capacity)

. Same as FC 25 - CC (EBPA 625)

----- Escalation for Variable O&M -----

. Escalated at CPI using ETJ 205 which has multipliers starting in 2005.

----- Trajectory for Forced Outage Rate --
. Same as FC 25 - CC (EBPA 625)

----- Trajectory for Rated Capacity -----

ETJ 526 1 2 1 15
ETJ 526 2
ETJ 526 3



===== FC 27 - CC =====

1 2 3 4 5 6 7
. 2345678901234567890123456789012345678901234567890123456789012

----- BASIC PLANT DATA-----

EBPA627 FC 27 THRM P G GAS 100. 1 10
EBPB627 1200. 1.000
EBPC627
EBPD627 125205625
EBPE627 S 0 0 0

----- Escalation for Fixed O&M (Capacity)

. Same as FC 25 - CC (EBPA 625)

----- Escalation for Variable O&M -----

. Escalated at CPI using ETJ 205 which has multipliers starting in 2005.

----- Trajectory for Forced Outage Rate --
. Same as FC 25 - CC (EBPA 625)

===== FC 50 - CC (same as FC 6 except in-service 2006) =====

----- Project for only 3 years -----
1 2 3 4 5 6 7
. 2345678901234567890123456789012345678901234567890123456789012

----- BASIC PLANT DATA-----

EBPA628 FC 50 THRM P G GAS 100. 1 3
EBPB628 800. 1.000
EBPC628
EBPD628 128228603
EBPE628 S 0 0 0

----- Escalation for Fixed O&M (Capacity)

ETJ 128 1 2 1 15
ETJ 128 2
ETJ 128 3



----- Escalation for Variable O&M -----

ETJ 228 1 2 1 15
ETJ 228 2
ETJ 228 3



----- Trajectory for Forced Outage Rate --
. Using same escalation as FC 6.

----- FC 51 - CC (same as FC 40 except in-service 2006) -----
----- Project for only 10 years -----

1 2 3 4 5 6 7
2345678901234567890123456789012345678901234567890123456789012

----- BASIC PLANT DATA-----

| | | | | | | | | |
|---------|-----------|-------|---|---|-----|------|---|----|
| EBPA629 | FC 51 | THRM | P | G | GAS | 100. | 1 | 10 |
| EBPB629 | 800. | 1.000 | | | | | | |
| EBPC629 | | | | | | | | |
| EBPD629 | 128228603 | | | | | | | |
| EBPE629 | S 0 0 | 0 | | | | | | |

----- Escalation for Fixed O&M (Capacity)
. Same as FC 50 using ETJ 128.

----- Escalation for Variable O&M -----
. Same as FC 50 using ETJ 228.

----- Trajectory for Forced Outage Rate --
. Same as FC 40.

----- FC 3 & FC 65 - CT -----
----- FC 3 is in-service 2005 FC 65 in-service 2006 -----

1 2 3 4 5 6 7
2345678901234567890123456789012345678901234567890123456789012

----- BASIC PLANT DATA-----

| | | | | | | | | |
|---------|---------|-------|---|---|-----|------|---|----|
| EBPA630 | FC 3&65 | THRM | P | G | GAS | 100. | 1 | 25 |
| EBPB630 | 465. | 1.000 | | | | | | |
| EBPC630 | | | | | | | | |
| EBPD630 | 130230 | | | | | | | |
| EBPE630 | S 0 0 | 0 | | | | | | |

----- Escalation for Fixed O&M (Capacity)

ETJ 130 1 2 1 30
ETJ 130 2
ETJ 130 3
ETJ 130 4
ETJ 130 5
ETJ 130 6

----- Escalation for Variable O&M -----

ETJ 230 1 2 1 30
ETJ 230 2
ETJ 230 3
ETJ 230 4
ETJ 230 5
ETJ 230 6

----- Trajectory for Forced Outage Rate --

. Availability remains constant.

00144

===== FC 10 & FC 66 - CT =====
===== FC 10 is in-service 2005 FC 66 in-service 2006 =====
===== Same bid as FC 29 & FC 67 except for # of years =====
1 2 3 4 5 6 7
2345678901234567890123456789012345678901234567890123456789012

----- BASIC PLANT DATA-----
EBPA631 FC 10&66 THRM P G GAS 100. 1 10
EBPB631 205. 1.000 [REDACTED]
EBPC631
EBPD631 131230 [REDACTED]
EBPE631 S 0 0 0

----- Escalation for Fixed O&M (Capacity) -----
ETJ 131 1 2 1 15 [REDACTED]
ETJ 131 2 [REDACTED]
ETJ 131 3 [REDACTED]

----- Escalation for Variable O&M -----
Using PPI escalation for Variable O&M (ETJ 230)
----- Trajectory for Forced Outage Rate --
Availability remains constant.

===== FC 10 & FC 66 - CT ** DUCT FIRED ** =====
===== FC 10 is in-service 2005 FC 66 in-service 2006 =====
===== Same bid as FC 29 & FC 67 except for # of years =====
1 2 3 4 5 6 7
2345678901234567890123456789012345678901234567890123456789012

----- BASIC PLANT DATA-----
EBPA643 FC 10&66 DF THRM P G GAS 100. 1 10
EBPB643 15. 1.000 [REDACTED]
EBPC643
EBPD643 143230 [REDACTED]
EBPE643 S 0 0 0

----- Escalation for Fixed O&M (Capacity) -----
ETJ 143 1 2 1 15 [REDACTED]
ETJ 143 2 [REDACTED]
ETJ 143 3 [REDACTED]

===== FC 29 & FC 67 - CT =====
===== FC 29 is in-service 2005 FC 67 in-service 2006 =====
===== Same bid as FC 10 & FC 66 except for # of years =====
1 2 3 4 5 6 7
2345678901234567890123456789012345678901234567890123456789012

----- BASIC PLANT DATA-----
EBPA632 FC 29&67 THRM P G GAS 100. 1 25
EBPB632 205. 1.000 [REDACTED]
EBPC632

00145

EBPD632 132230
EBPE632 S 0 C 0

----- Escalation for Fixed O&M (Capacity)

ETJ 132 1 2 1 30
ETJ 132 2
ETJ 132 3
ETJ 132 4
ETJ 132 5
ETJ 132 6

----- Escalation for Variable O&M -----

. Using PPI escalation for Variable O&M (ETJ 230)
----- Trajectory for Forced Outage Rate --
. Availability remains constant.

----- FC 29 & FC 67 - CT ** DUCT FIRED ** -----
----- FC 29 is in-service 2005 FC 67 in-service 2006 -----
----- Same bid as FC 10 & FC 66 except for # of years -----
1 2 3 4 5 6 7
. 2345678901234567890123456789012345678901234567890123456789012

----- BASIC PLANT DATA-----

EBPA644 FC 29&67 DF THRM P G GAS 100. 1 25
EBPB644 15. 1.000
EBPC644
EBPD644 144230
EBPE644 S 0 0 0

----- Escalation for Fixed O&M (Capacity)

ETJ 144 1 2 1 30
ETJ 144 2
ETJ 144 3
ETJ 144 4
ETJ 144 5
ETJ 144 6

----- FC 18 * FC 68 - CT -----
----- FC 18 is in-service 2005 FC 68 in-service 2006 -----
----- Same bid as FC 28 & FC 69 except for # of years -----
1 2 3 4 5 6 7
. 2345678901234567890123456789012345678901234567890123456789012

----- BASIC PLANT DATA-----

EBPA633 FC 18&68 THRM P G GAS 100. 1 25
EBPB633 257. 1.000
EBPC633
EBPD633 133230
EBPE633 S 0 0 0

----- Escalation for Fixed O&M (Capacity)

00146

ETJ 133 1 2 1 30
ETJ 133 2
ETJ 133 3
ETJ 133 4
ETJ 133 5
ETJ 133 6



----- Escalation for Variable O&M -----
. Using PPI escalation for Variable O&M (ETJ 230)
----- Trajectory for Forced Outage Rate --
. Availability remains constant.

----- FC 28 * FC 69 - CT -----
----- FC 28 is in-service 2005 FC 69 in-service 2006 -----
----- Same bid as FC 18 & FC 68 except for # of years -----
1 2 3 4 5 6 7
. 2345678901234567890123456789012345678901234567890123456789012

----- BASIC PLANT DATA-----
EBPA634 FC 28&69 THRM P G GAS 100. 1 10
EBPB634 257. 1.000
EBPC634
EBPD634 134230
EBPE634 S 0 0 0

----- Escalation for Fixed O&M (Capacity)
ETJ 134 1 2 1 15
ETJ 134 2
ETJ 134 3



----- Escalation for Variable O&M -----
. Using PPI escalation for Variable O&M (ETJ 230)
----- Trajectory for Forced Outage Rate --
. Availability remains constant.

----- FC 34 & FC 35 & FC 52 (System Sale) -----
. Inservice 2003 (FC 34); Inservice 2005 (FC 35) Inservice 2006 (FC 52)
1 2 3 4 5 6 7
. 2345678901234567890123456789012345678901234567890123456789012

----- BASIC PLANT DATA-----
EBPA635 FC 34&35&52 THRM P G GAS 100. 1 6
EBPB635 300. 1.000
EBPC635
EBPD635 101235
EBPE635 S 0 0 0

----- Escalation for Fixed O&M (Capacity)
. Trajectory for Fixed O&M remains constant using ETJ 101.

----- Escalation for Variable O&M -----
ETJ 235 1 2 1 11



ETJ 235 2
ETJ 235 3



----- Trajectory for Forced Outage Rate --
. No trajectory for FOR.

===== FC 36 & FC 37 & FC 61 - CC =====
. Inservice 2004 (FC 36); Inservice 2005 (FC 37) Inservice 2006 (FC 61)
1 2 3 4 5 6 7
.2345678901234567890123456789012345678901234567890123456789012

----- BASIC PLANT DATA-----
EBPA636 FC 36&37&61 THRM P G GAS 100. 1 3
EBPB636 250. 1.000
EBPC636
EBPD636 101236636
EBPE636 S 0 0 0

----- Escalation for Fixed O&M (Capacity)
. Trajectory for Fixed O&M remains constant using ETJ 101.
----- Escalation for Variable O&M -----

ETJ 236 1 2 1 8
ETJ 236 2



----- Trajectory for Forced Outage Rate --
ETJ 636 1 2 1 8 [REDACTED]
ETJ 636 2 [REDACTED]

===== FC 55 & FC 56 =====
----- Same as FC 13, FC 53, and FC 54 -----
----- Except in-service year is 2006 -----
1 2 3 4 5 6 7
.2345678901234567890123456789012345678901234567890123456789012
----- BASIC PLANT DATA-----
EBPA637 FC 55&56 THRM P G GAS 100. 1 10
EBPB637 220. 1.000 [REDACTED]
EBPC637 [REDACTED]
EBPD637 137237637 [REDACTED]
EBPE637 S 0 0 0

----- Escalation for Fixed O&M (Capacity) -----
ETJ 137 1 2 1 15 [REDACTED]
ETJ 137 2 [REDACTED]
ETJ 137 3 [REDACTED]

----- Escalation for Variable O&M -----
ETJ 237 1 2 1 15 [REDACTED]
ETJ 237 2 [REDACTED]
ETJ 237 3 [REDACTED]

----- Trajectory for Forced Outage Rate --
ETJ 637 1 2 1 15 [REDACTED]
ETJ 637 2 [REDACTED]
ETJ 637 3 [REDACTED]

===== FC 24 - CC =====
1 2 3 4 5 6 7
.2345678901234567890123456789012345678901234567890123456789012
----- BASIC PLANT DATA-----
EBPA638 FC 24 THRM P G GAS 100. 1 10
EBPB638 1200. 1.000 [REDACTED]
EBPC638 [REDACTED]
EBPD638 138238638 [REDACTED]
EBPE638 S 0 0 0

----- Escalation for Fixed O&M (Capacity) -----
ETJ 138 1 2 1 16 [REDACTED]
ETJ 138 2 [REDACTED]
ETJ 138 3 [REDACTED]
ETJ 138 4 [REDACTED]


----- Escalation for Variable O&M -----
Escalates at CPI using multipliers with Base Year 2006.
ETJ 238 1 2 1 16 [REDACTED]

ETJ 238 2
ETJ 238 3
ETJ 238 4



----- Trajectory for Forced Outage Rate -----

ETJ 638 1 2 1 16
ETJ 638 2
ETJ 638 3
ETJ 638 4



===== FC 31,32,33,70,80 & 81 Turnkey =====

1 2 3 4 5 6 7
2345678901234567890123456789012345678901234567890123456789012

----- BASIC PLANT DATA-----

EBPA646 FC 31-33&79-81 THRM B G GAS 100. 1 99 25
EBPB646 758. 1.000
EBPC646
EBPD646 101101623 1
EBPE646 S 0 0 0
EBPF646 101

----- Escalation for Fixed O&M (Capacity)

. Fixed and Variable O&M stay constant. Using ETJ 101.
----- MULTIPLIER FOR CONSTRUCTION COST -----
. Construction cost remains the same.

----- FORCED OUTAGE RATE TRAJECTORY ---

. Same as FC 8,17,22,62,63 & 64.

===== FC 31,32,33,70,80 & 81 DUCT FIRED ** =====

1 2 3 4 5 6 7
2345678901234567890123456789012345678901234567890123456789012

----- BASIC PLANT DATA-----

EBPA681 FC 31 DF THRM P G GAS 100. 1 25
EBPB681 53.0 1.000
EBPC681
EBPD681 101623
EBPE681 S 0 0 0

----- Trajectory for Forced Outage Rate --

. Trajectory for FOR same as FC 8 - ETJ 623.

===== FC 21 Turnkey =====

1 2 3 4 5 6 7
2345678901234567890123456789012345678901234567890123456789012

----- BASIC PLANT DATA-----

EBPA669 FC 21 THRM B G GAS 100. 1 99 25

EBPB669 447.3 1.000 [REDACTED]
EBPC669
EBPD669 169269602 [REDACTED] 1.
EBPE669 S 0 0 0
EBPF669 [REDACTED] 101

----- Escalation for Fixed O&M (Capacity) -----

ETJ 169 1 2 1 30 [REDACTED]
ETJ 169 2 [REDACTED]
ETJ 169 3 [REDACTED]
ETJ 169 4 [REDACTED]
ETJ 169 5 [REDACTED]
ETJ 169 6 [REDACTED]

----- Escalation for Variable O&M -----

ETJ 269 1 2 1 30 [REDACTED]
ETJ 269 2 [REDACTED]
ETJ 269 3 [REDACTED]
ETJ 269 4 [REDACTED]
ETJ 269 5 [REDACTED]
ETJ 269 6 [REDACTED]

----- MULTIPLIER FOR CONSTRUCTION COST -----

. Construction cost remains the same.

----- FORCED OUTAGE RATE TRAJECTORY -----

. Same as FC 4. Using trajectory 602.

===== FPL SELF BID OPTIONS =====

===== GENERATION ALTERNATIVES =====

===== FM Expansion 2x1 CC =====

1 2 3 4 5 6 7
2345678901234567890123456789012345678901234567890123456789012

----- BASIC PLANT DATA -----

EBPA648 PFM EXPANSION THRM B G GAS 100. 1 99 25
EBPB648 490. 1.000 [REDACTED]
EBPC648
EBPD648 148 11 41 1
EBPE648 S 0 0 0
EBPF648 [REDACTED] 700 71

----- Escalation for Fixed O&M (Capacity) -----

ETJ 148 1 2 1 30 [REDACTED]
ETJ 148 2 [REDACTED]
ETJ 148 3 [REDACTED]
ETJ 148 4 [REDACTED]
ETJ 148 5 [REDACTED]
ETJ 148 6 [REDACTED]

----- MULTIPLIER FOR CONSTRUCTION COST -----

ETJ 700 1 2 1 6 [REDACTED]

00151

ETJ 700 2



----- CONSTRUCTION EXPENDITURE PATTERN-----

. Same construction expenditure as Greenfield CC.

===== FM Expansion 2x1 CC Duct Fired =====

. 1 2 3 4 5 6 7
.2345678901234567890123456789012345678901234567890123456789012

----- BASIC PLANT DATA-----

EBPA649 PFM EXPAN DF THRM B G GAS 100. 1 99 25
EBPB649 65. 1.000
EBPC649
EBPD649 41
EBPE649 S 0 0 0

===== MR Expansion 3x1 CC =====

. 1 2 3 4 5 6 7
.2345678901234567890123456789012345678901234567890123456789012

----- BASIC PLANT DATA-----

EBPA650 MR EXPAN 3x1 THRM B G GAS 100. 1 99 25
EBPB650 735. 1.000
EBPC650
EBPD650 150 11 41 1
EBPE650 S 0 0 0
EBPF650 700 71

----- Escalation for Fixed O&M (Capacity) -----

ETJ 150 1 2 1 30
ETJ 150 2
ETJ 150 3
ETJ 150 4
ETJ 150 5
ETJ 150 6



----- MULTIPLIER FOR CONSTRUCTION COST -----

. Same as FM expansion multiplier construction cost.

----- CONSTRUCTION EXPENDITURE PATTERN-----

. Same construction expenditure as Greenfield CC.

===== MR Expansion 3x1 CC Duct Fired =====

. 1 2 3 4 5 6 7
.2345678901234567890123456789012345678901234567890123456789012

----- BASIC PLANT DATA-----

EBPA651 MR EXPAN 3x1 DF THRM B G GAS 100. 1 99 25
EBPB651 98. 1.000
EBPC651
EBPD651 41

00152

EBPE651 S 0 0 0

----- MR 3x1 Heavy -----

1 2 3 4 5 6 7
2345678901234567890123456789012345678901234567890123456789012

----- BASIC PLANT DATA-----
EBPA652 MR 3x1 H THRM B G GAS 100. 1 99 25
EBPB652 731. 1.000 [REDACTED]
EBPC652 [REDACTED]
EBPD652 152 11 41 1
EBPE652 S 0 0 0
EBPF652 [REDACTED] 700 71

----- Escalation for Fixed O&M (Capacity) -----

ETJ 152 1 2 1 30 [REDACTED]
ETJ 152 2 [REDACTED]
ETJ 152 3 [REDACTED]
ETJ 152 4 [REDACTED]
ETJ 152 5 [REDACTED]
ETJ 152 6 [REDACTED]

----- MULTIPLIER FOR CONSTRUCTION COST -----

. Same as FM expansion multiplier construction cost.
----- CONSTRUCTION EXPENDITURE PATTERN-----
. Same construction expenditure as Greenfield CC.

----- MR 3x1 H Duct Fired -----

1 2 3 4 5 6 7
2345678901234567890123456789012345678901234567890123456789012

----- BASIC PLANT DATA-----
EBPA653 MR 3x1 H DF THRM B G GAS 100. 1 99 25
EBPB653 150. 1.000 [REDACTED]
EBPC653 [REDACTED]
EBPD653 41
EBPE653 S 0 0 0


----- MR 3x1 Moderate -----

1 2 3 4 5 6 7
2345678901234567890123456789012345678901234567890123456789012

----- BASIC PLANT DATA-----
EBPA654 MR 3x1 M THRM B G GAS 100. 1 99 25
EBPB654 735. 1.000 [REDACTED]
EBPC654 [REDACTED]
EBPD654 154 11 41 1
EBPE654 S 0 0 0
EBPF654 [REDACTED] 700 71

----- Escalation for Fixed O&M (Capacity)

ETJ 154 1 2 1 30
ETJ 154 2
ETJ 154 3
ETJ 154 4
ETJ 154 5
ETJ 154 6



----- MULTIPLIER FOR CONSTRUCTION COST

. Same as FM expansion multiplier construction cost.

----- CONSTRUCTION EXPENDITURE PATTERN-----

. Same construction expenditure as Greenfield CC.
=====

===== MR 3x1 M Duct Fired =====

1 2 3 4 5 6 7
.2345678901234567890123456789012345678901234567890123456789012

----- BASIC PLANT DATA-----

EBPA655 MR 3x1 M DF THRM B G GAS 100. 1 99 25
EBPB655 98. 1.000
EBPC655
EBPD655 41

EBPE655 S 0 0 0

----- MR 3x1 Light -----

1 2 3 4 5 6 7
2345678901234567890123456789012345678901234567890123456789012

----- BASIC PLANT DATA-----

EBPA656 MR 3x1 L THRM B G GAS 100. 1 99 25
EBPB656 744. 1.000 [REDACTED]
EBPC656
EBPD656 156 11 41 1
EBPE656 S 0 0 0
EBPF656 [REDACTED] 700 71

----- Escalation for Fixed O&M (Capacity) -----

ETJ 156 1 2 1 30
ETJ 156 2
ETJ 156 3
ETJ 156 4
ETJ 156 5
ETJ 156 6



----- MULTIPLIER FOR CONSTRUCTION COST -----

. Same as FM expansion multiplier construction cost.
----- CONSTRUCTION EXPENDITURE PATTERN-----
. Same construction expenditure as Greenfield CC.

----- MR 3x1 L Duct Fired -----

1 2 3 4 5 6 7
2345678901234567890123456789012345678901234567890123456789012

----- BASIC PLANT DATA-----

EBPA657 MR 3x1 L DF THRM B G GAS 100. 1 99 25
EBPB657 19. 1.000 [REDACTED]
EBPC657
EBPD657 41
EBPE657 S 0 0 0

----- MT 3x1 Moderate -----

1 2 3 4 5 6 7
2345678901234567890123456789012345678901234567890123456789012

----- BASIC PLANT DATA-----

EBPA658 MT 3x1 M THRM B G GAS 100. 1 99 25
EBPB658 735. 1.000 [REDACTED]
EBPC658
EBPD658 158 11 41 1
EBPE658 S 0 0 0
EBPF658 [REDACTED] 700 71

----- Escalation for Fixed O&M (Capacity)

ETJ 158 1 2 1 30
 ETJ 158 2
 ETJ 158 3
 ETJ 158 4
 ETJ 158 5
 ETJ 158 6



----- MULTIPLIER FOR CONSTRUCTION COST

. Same as FM expansion multiplier construction cost.

----- CONSTRUCTION EXPENDITURE PATTERN-----

. Same construction expenditure as Greenfield CC.

===== MT 3x1 M Duct Fired =====


| | 1 | 2 | 3 | 4 | 5 | 6 | 7 |
|---|-----------------------------|-------|--------------|---|------|---|-------|
| 2345678901234567890123456789012345678901234567890123456789012 | | | | | | | |
| | ----- BASIC PLANT DATA----- | | | | | | |
| EBPA659 | MT 3x1 M DF | | THRM B G GAS | | 100. | 1 | 99 25 |
| EBPB659 | 98. | 1.000 | | | | | |
| EBPC659 | | | | | | | |
| EBPD659 | | | 41 | | | | |
| EBPE659 | S 0 0 | 0 | | | | | |

===== PPE 3 Repowering =====

| | 1 | 2 | 3 | 4 | 5 | 6 | 7 |
|---|-----------------------------|-------|--------------|---|------|---|-------|
| 2345678901234567890123456789012345678901234567890123456789012 | | | | | | | |
| | ----- BASIC PLANT DATA----- | | | | | | |
| EBPA660 | PPE 3 REP | | THRM B G GAS | | 100. | 1 | 99 25 |
| EBPB660 | 994. | 1.000 | | | | | |
| EBPC660 | | | | | | | |
| EBPD660 | 160 11 | | 41 | | | | 1 |
| EBPE660 | S 0 0 | 0 | | | | | |
| EBPF660 | | | 700 71 | | | | |

----- Escalation for Fixed O&M (Capacity)

ETJ 160 1 2 1 30
 ETJ 160 2
 ETJ 160 3
 ETJ 160 4
 ETJ 160 5
 ETJ 160 6



----- MULTIPLIER FOR CONSTRUCTION COST

. Same as FM expansion multiplier construction cost.

----- CONSTRUCTION EXPENDITURE PATTERN-----

. Same construction expenditure as Greenfield CC.

----- PPE 3 Repowering Duct Fired -----
 1 2 3 4 5 6 7
 2345678901234567890123456789012345678901234567890123456789012

----- BASIC PLANT DATA-----
 EBPA661 PPE 3 REP DF THRM B G GAS 100. 1 99 25
 EBPB661 25. 1.000 [REDACTED]
 EBPC661
 EBPD661 41
 EBPE661 S 0 0 0

----- MR Expansion 4x1 -----
 1 2 3 4 5 6 7
 2345678901234567890123456789012345678901234567890123456789012

----- BASIC PLANT DATA-----
 EBPA662 MR EXPAN 4x1 THRM B G GAS 100. 1 99 25
 EBPB662 984. 1.000 [REDACTED]
 EBPC662
 EBPD662 162 11 41 1
 EBPE662 S 0 0 0
 EBPF662 [REDACTED] 700 71

----- Escalation for Fixed O&M (Capacity)

ETJ 162 1 2 1 30
 ETJ 162 2
 ETJ 162 3
 ETJ 162 4
 ETJ 162 5
 ETJ 162 6



----- MULTIPLIER FOR CONSTRUCTION COST

Same as FM expansion multiplier construction cost.

----- CONSTRUCTION EXPENDITURE PATTERN-----

Same construction expenditure as Greenfield CC.

----- MR EXPAN 4x1 Duct Fired -----
 1 2 3 4 5 6 7
 2345678901234567890123456789012345678901234567890123456789012

----- BASIC PLANT DATA-----
 EBPA663 MR EXPAN 4x1 DF THRM B G GAS 100. 1 99 25
 EBPB663 96. 1.000 [REDACTED]
 EBPC663
 EBPD663 10 11 41
 EBPE663 S 0 0 0

----- MR EXPAN 4x1 Peak Firing -----
 1 2 3 4 5 6 7

.23456789012345678901234567890123456789012345678901234567890123456789012

----- BASIC PLANT DATA-----

| | | | | | |
|---------|-----------------|--------------|------|---|-------|
| EBPA685 | MR EXPAN 4x1 PF | THRM B G GAS | 100. | 1 | 99 25 |
| EBPB685 | 27. | 1.000 | | | |
| EBPC685 | | | | | |
| EBPD685 | 10 11 | 41 | | | |
| EBPE685 | S 0 0 | 0 | | | |

===== MR 4x1 Moderate =====

1 2 3 4 5 6 7

.23456789012345678901234567890123456789012345678901234567890123456789012

----- BASIC PLANT DATA-----

| | | | | | |
|---------|----------|--------------|------|---|-------|
| EBPA664 | MR 4x1 M | THRM B G GAS | 100. | 1 | 99 25 |
| EBPB664 | 980. | 1.000 | | | |
| EBPC664 | | | | | |
| EBPD664 | 164 11 | 41 | | | 1 |
| EBPE664 | S 0 0 | 0 | | | |
| EBPF664 | | 700 71 | | | |

----- Escalation for Fixed O&M (Capacity)-----

ETJ 164 1 2 1 30
 ETJ 164 2
 ETJ 164 3
 ETJ 164 4
 ETJ 164 5
 ETJ 164 6

----- MULTIPLIER FOR CONSTRUCTION COST-----

. Same as FM expansion multiplier construction cost.

----- CONSTRUCTION EXPENDITURE PATTERN-----

. Same construction expenditure as Greenfield CC.

===== MR 4x1 Moderate Duct Fired =====

1 2 3 4 5 6 7

.23456789012345678901234567890123456789012345678901234567890123456789012

----- BASIC PLANT DATA-----

| | | | | | |
|---------|-------------|--------------|------|---|-------|
| EBPA665 | MR 4x1 M DF | THRM B G GAS | 100. | 1 | 99 25 |
| EBPB665 | 130. | 1.000 | | | |
| EBPC665 | | | | | |
| EBPD665 | | 41 | | | |
| EBPE665 | S 0 0 | 0 | | | |

===== MR PET COKE =====

1 2 3 4 5 6 7

.23456789012345678901234567890123456789012345678901234567890123456789012

----- BASIC PLANT DATA-----

EBPA666 MR PET COKE THRM B G GAS 100. 1 99 40
 EBPB666 600. 1.000 [REDACTED]
 EBPC666
 EBPD666 10 11 50 1
 EBPE666 S 0 0 0
 EBPF666 [REDACTED] 700 71

----- MULTIPLIER FOR CONSTRUCTION COST
 . Same as FM expansion multiplier construction cost.
 ----- CONSTRUCTION EXPENDITURE PATTERN-
 . Same construction expenditure as Greenfield CC.
 =====

----- Sanford 4 Power Aug -----
 . 1 2 3 4 5 6 7
 . 2345678901234567890123456789012345678901234567890123456789012
 ----- BASIC PLANT DATA-----

EBPA667 PSN 4 PWR AUG THRM B G GAS 100. 1 99 25
 EBPB667 214. 1.000 [REDACTED]
 EBPC667
 EBPD667 167 11 41 1
 EBPE667 S 0 0 0
 EBPF667 [REDACTED] 700 71

----- Escalation for Fixed O&M (Capacity)
 ETJ 167 1 2 1 30 [REDACTED]
 ETJ 167 2 [REDACTED]
 ETJ 167 3 [REDACTED]
 ETJ 167 4 [REDACTED]
 ETJ 167 5 [REDACTED]
 ETJ 167 6 [REDACTED]

----- MULTIPLIER FOR CONSTRUCTION COST
 . Same as FM expansion multiplier construction cost.
 ----- CONSTRUCTION EXPENDITURE PATTERN-
 . Same construction expenditure as Greenfield CC.
 =====

----- Sanford 5 Power Aug -----
 . 1 2 3 4 5 6 7
 . 2345678901234567890123456789012345678901234567890123456789012
 ----- BASIC PLANT DATA-----

EBPA668 PSN 5 PWR AUG THRM B G GAS 100. 1 99 25
 EBPB668 214. 1.000 [REDACTED]
 EBPC668
 EBPD668 167 11 41 1
 EBPE668 S 0 0 0
 EBPF668 [REDACTED] 700 71

----- Escalation for Fixed O&M (Capacity)
 . Same as PSN 4 PWR AUG ETJ 167.

----- MULTIPLIER FOR CONSTRUCTION COST
 . Same as FM expansion multiplier construction cost.
 ----- CONSTRUCTION EXPENDITURE PATTERN-----
 . Same construction expenditure as Greenfield CC.

===== MT 4x1 (Option #13) =====
 1 2 3 4 5 6 7
 .2345678901234567890123456789012345678901234567890123456789012

----- BASIC PLANT DATA-----
 EBPA682 MT 4x1 M THRM B G GAS 100. 1 99 25
 EBPB682 984. 1.000 [REDACTED]
 EBPC682
 EBPD682 182 11 41 1
 EBPE682 S 0 0 0
 EBPF682 [REDACTED] 700 71

----- Escalation for Fixed O&M (Capacity)
 ETJ 182 1 2 1 30 [REDACTED]
 ETJ 182 2 [REDACTED]
 ETJ 182 3 [REDACTED]
 ETJ 182 4 [REDACTED]

ETJ 182 5
ETJ 182 6



----- MULTIPLIER FOR CONSTRUCTION COST
Same as FM expansion multiplier construction cost.
----- CONSTRUCTION EXPENDITURE PATTERN-----
Same construction expenditure as Greenfield CC.
=====


----- MT 4x1 Duct Fired -----
1 2 3 4 5 6 7
2345678901234567890123456789012345678901234567890123456789012
----- BASIC PLANT DATA-----
EBPA683 MT 4x1 M DF THRM B G GAS 100. 1 99 25
EBPB683 96. 1.000 [REDACTED]
EBPC683
EBPD683 10 11 41
EBPE683 S 0 0 0

----- MT 4x1 Peak Firing -----
1 2 3 4 5 6 7
2345678901234567890123456789012345678901234567890123456789012
----- BASIC PLANT DATA-----
EBPA684 MT 4x1 M PF THRM B G GAS 100. 1 99 25
EBPB684 27. 1.000 [REDACTED]
EBPC684
EBPD684 10 11 41
EBPE684 S 0 0 0

----- CC at Greenfield Site -----
1 2 3 4 5 6 7
2345678901234567890123456789012345678901234567890123456789012
----- BASIC PLANT DATA-----
EBPA647 CC-(GREENFIELD) THRM B G GAS 100. 1 99 25
EBPB647 1103. 1.000 [REDACTED]
EBPC647
EBPD647 147 11 41 1
EBPE647 S 0 0 0
EBPF647 [REDACTED] 800 71

----- Escalation for Fixed O&M (Capacity)

ETJ 147 1 2 1 30
ETJ 147 2
ETJ 147 3
ETJ 147 4
ETJ 147 5
ETJ 147 6



00161

----- MULTIPLIER FOR CONSTRUCTION COST
 ETJ 800 1 2 1 20 [REDACTED]
 ETJ 800 2 [REDACTED]
 ETJ 800 3 [REDACTED]
 ETJ 800 4 [REDACTED]

----- CONSTRUCTION EXPENDITURE PATTERN-
 EZC 71 1 1 100.0
 =====

===== CC at Greenfield Site (smaller unit) =====
 . 1 2 3 4 5 6 7
 .234567890123456789012345678901234567890123456789012

----- BASIC PLANT DATA-
 EBPA600 CC-(SMALLER) THRM B G GAS 100. 1 99 25
 EBPB600 547. 1.000 [REDACTED]
 EBPC600 [REDACTED]
 EBPD600 100 11 41 1
 EBPE600 S 0 0 0
 EBPF600 [REDACTED] 800 71

----- Escalation for Fixed O&M (Capacity)
 ETJ 100 1 2 1 30 [REDACTED]
 ETJ 100 2 [REDACTED]
 ETJ 100 3 [REDACTED]
 ETJ 100 4 [REDACTED]
 ETJ 100 5 [REDACTED]
 ETJ 100 6 [REDACTED]

===== CT =====
 . 1 2 3 4 5 6 7
 .234567890123456789012345678901234567890123456789012

----- BASIC PLANT DATA-
 EBPA400 CT THRM B G GAS 100. 1 99 25
 EBPB400 159. 1.000 [REDACTED]
 EBPC400 [REDACTED]
 EBPD400 10 11 47 1
 EBPE400 S 0 0 0
 EBPF400 [REDACTED] 800 71

1ST LAST
 NAME BP ES YEAR YEAR

 . ALL OUTSIDE Optimization Run 12/27 -----

| | | | | | | | | | |
|-----|----|------------------|-----|---|------|------|----|----|-----|
| EPA | 1 | FC 27 | 627 | 0 | 2005 | 2005 | | | |
| EPA | 2 | FC 3&65 | 630 | 0 | 2005 | 2005 | | | |
| EPA | 3 | FC 3&65 | 630 | 0 | 2006 | 2006 | | | |
| EPA | 4 | FC 16&71 | 612 | 0 | 2005 | 2005 | | | |
| EPA | 5 | FC 16&71 | 612 | 0 | 2006 | 2006 | | | |
| EPA | 6 | FC 38&49 | 611 | 0 | 2005 | 2005 | | | |
| EPA | 7 | FC 38&49 | 611 | 0 | 2006 | 2006 | | | |
| EPA | 8 | FC 39&72 | 619 | 0 | 2005 | 2005 | | | |
| EPA | 9 | FC 39&72 | 619 | 0 | 2006 | 2006 | | | |
| EPA | 10 | FC 11&48 | 610 | 0 | 2005 | 2005 | | | |
| EPA | 11 | FC 11&48 | 610 | 0 | 2006 | 2006 | | | |
| EPA | 12 | FC 19&58 | 622 | 0 | 2005 | 2005 | | | |
| EPA | 13 | FC 19&58 DF | 642 | 0 | 2005 | 2005 | 12 | 10 | 0 1 |
| EPA | 14 | FC 19&58 | 622 | 0 | 2006 | 2006 | | | |
| EPA | 15 | FC 19&58 DF | 642 | 0 | 2006 | 2006 | 14 | 10 | 0 1 |
| EPA | 16 | FC 2 | 608 | 0 | 2005 | 2005 | | | |
| EPA | 17 | FC 2 DF | 645 | 0 | 2005 | 2005 | 16 | 10 | 0 1 |
| EPA | 18 | CC- (GREENFIELD) | 647 | 0 | 2007 | 2020 | | | |
| EPA | 19 | CT | 400 | 0 | 2007 | 2020 | | | |

| | | | | | | | | | |
|------|----|----------------|-----|---|------|------|---|----|-----|
| .EPA | 1 | FC 1&47 | 601 | 0 | 2005 | 2005 | | | |
| .EPA | 1 | FC 1&47 | 601 | 0 | 2006 | 2006 | | | |
| .EPA | 2 | FC 4 | 602 | 0 | 2006 | 2006 | | | |
| .EPA | 3 | FC 6 | 603 | 0 | 2005 | 2005 | | | |
| .EPA | 4 | FC 7&13&53&54 | 604 | 0 | 2004 | 2004 | | | |
| .EPA | 4 | FC 7&13&53&54 | 604 | 0 | 2005 | 2005 | | | |
| .EPA | 5 | FC 12&57 | 605 | 0 | 2005 | 2005 | | | |
| .EPA | 39 | FC 12&57 DF | 639 | 0 | 2005 | 2005 | 5 | 10 | 0 1 |
| .EPA | 5 | FC 12&57 | 605 | 0 | 2006 | 2006 | | | |
| .EPA | 39 | FC 12&57 DF | 639 | 0 | 2006 | 2006 | 5 | 10 | 0 1 |
| .EPA | 6 | FC 20&23&59&60 | 606 | 0 | 2005 | 2005 | | | |
| .EPA | 6 | FC 20&23&59&60 | 606 | 0 | 2006 | 2006 | | | |
| .EPA | 7 | FC 40 | 607 | 0 | 2005 | 2005 | | | |
| .EPA | 8 | FC 2 | 608 | 0 | 2005 | 2005 | | | |
| .EPA | 45 | FC 2 DF | 645 | 0 | 2005 | 2005 | 8 | 10 | 0 1 |
| .EPA | 9 | FC 30 | 609 | 0 | 2005 | 2005 | | | |
| .EPA | 45 | FC 30 DF | 691 | 0 | 2005 | 2005 | 9 | 10 | 0 1 |
| .EPA | 10 | FC 11&48 | 610 | 0 | 2005 | 2005 | | | |
| .EPA | 10 | FC 11&48 | 610 | 0 | 2006 | 2006 | | | |
| .EPA | 11 | FC 38&49 | 611 | 0 | 2005 | 2005 | | | |
| .EPA | 11 | FC 38&49 | 611 | 0 | 2006 | 2006 | | | |
| .EPA | 12 | FC 16&71 | 612 | 0 | 2005 | 2005 | | | |
| .EPA | 12 | FC 16&71 | 612 | 0 | 2006 | 2006 | | | |
| .EPA | 13 | FC 41&73 | 613 | 0 | 2005 | 2005 | | | |
| .EPA | 13 | FC 41&73 | 613 | 0 | 2006 | 2006 | | | |
| .EPA | 14 | FC 42&74 | 614 | 0 | 2005 | 2005 | | | |
| .EPA | 14 | FC 42&74 | 614 | 0 | 2006 | 2006 | | | |

00163

| | | | | | | | | | |
|------|----|-----------------|-----|---|------|------|----|----|-----|
| .EPA | 15 | FC 43&75 | 615 | 0 | 2005 | 2005 | | | |
| .EPA | 15 | FC 43&75 | 615 | 0 | 2006 | 2006 | | | |
| .EPA | 16 | FC 44&76 | 616 | 0 | 2005 | 2005 | | | |
| .EPA | 16 | FC 44&76 | 616 | 0 | 2006 | 2006 | | | |
| .EPA | 17 | FC 45&77 | 617 | 0 | 2005 | 2005 | | | |
| .EPA | 17 | FC 45&77 | 617 | 0 | 2006 | 2006 | | | |
| .EPA | 18 | FC 46&78 | 618 | 0 | 2005 | 2005 | | | |
| .EPA | 18 | FC 46&78 | 618 | 0 | 2006 | 2006 | | | |
| .EPA | 19 | FC 39&72 | 619 | 0 | 2005 | 2005 | | | |
| .EPA | 19 | FC 39&72 | 619 | 0 | 2006 | 2006 | | | |
| .EPA | 20 | FC 5 | 620 | 0 | 2006 | 2006 | | | |
| .EPA | 41 | FC 5 DF | 641 | 0 | 2006 | 2006 | 20 | 10 | 0 1 |
| .EPA | 21 | FC 15&70 | 621 | 0 | 2005 | 2005 | | | |
| .EPA | 21 | FC 15&70 | 621 | 0 | 2006 | 2006 | | | |
| .EPA | 22 | FC 19&58 | 622 | 0 | 2005 | 2005 | | | |
| .EPA | 42 | FC 19&58 DF | 642 | 0 | 2005 | 2005 | 22 | 10 | 0 1 |
| .EPA | 22 | FC 19&58 | 622 | 0 | 2006 | 2006 | | | |
| .EPA | 42 | FC 19&58 DF | 642 | 0 | 2006 | 2006 | 22 | 10 | 0 1 |
| .EPA | 23 | FC 8&17&22&62-4 | 623 | 0 | 2005 | 2005 | | | |
| .EPA | 40 | FC 8 DF | 640 | 0 | 2005 | 2005 | 23 | 10 | 0 1 |
| .EPA | 23 | FC 8&17&22&62-4 | 623 | 0 | 2006 | 2006 | | | |
| .EPA | 40 | FC 8 DF | 640 | 0 | 2006 | 2006 | 23 | 10 | 0 1 |
| .EPA | 1 | FC 14 | 624 | 0 | 2006 | 2006 | | | |
| .EPA | 25 | FC 25 | 625 | 0 | 2005 | 2005 | | | |
| .EPA | 26 | FC 26 | 626 | 0 | 2005 | 2005 | | | |
| .EPA | 27 | FC 27 | 627 | 0 | 2005 | 2005 | | | |
| .EPA | 28 | FC 50 | 628 | 0 | 2006 | 2006 | | | |
| .EPA | 29 | FC 51 | 629 | 0 | 2006 | 2006 | | | |
| .EPA | 30 | FC 3&65 | 630 | 0 | 2005 | 2005 | | | |
| .EPA | 30 | FC 3&65 | 630 | 0 | 2006 | 2006 | | | |
| .EPA | 31 | FC 10&66 | 631 | 0 | 2005 | 2005 | | | |
| .EPA | 43 | FC 10&66 DF | 643 | 0 | 2005 | 2005 | 31 | 10 | 0 1 |
| .EPA | 31 | FC 10&66 | 631 | 0 | 2006 | 2006 | | | |
| .EPA | 43 | FC 10&66 DF | 643 | 0 | 2006 | 2006 | 31 | 10 | 0 1 |
| .EPA | 32 | FC 29&67 | 632 | 0 | 2005 | 2005 | | | |
| .EPA | 44 | FC 29&67 DF | 644 | 0 | 2005 | 2005 | 32 | 10 | 0 1 |
| .EPA | 32 | FC 29&67 | 632 | 0 | 2006 | 2006 | | | |
| .EPA | 44 | FC 29&67 DF | 644 | 0 | 2006 | 2006 | 32 | 10 | 0 1 |
| .EPA | 33 | FC 18&68 | 633 | 0 | 2005 | 2005 | | | |
| .EPA | 33 | FC 18&68 | 633 | 0 | 2006 | 2006 | | | |
| .EPA | 34 | FC 28&69 | 634 | 0 | 2005 | 2005 | | | |
| .EPA | 34 | FC 28&69 | 634 | 0 | 2006 | 2006 | | | |
| .EPA | 35 | FC 34&35&52 | 635 | 0 | 2005 | 2005 | | | |
| .EPA | 35 | FC 34&35&52 | 635 | 0 | 2006 | 2006 | | | |
| .EPA | 36 | FC 36&37&61 | 636 | 0 | 2005 | 2005 | | | |
| .EPA | 36 | FC 36&37&61 | 636 | 0 | 2006 | 2006 | | | |
| .EPA | 37 | FC 55&56 | 637 | 0 | 2006 | 2006 | | | |

00164

| | | | | | | | | | |
|------|----|----------------|-----|---|------|------|----|----|-----|
| .EPA | 38 | FC 24 | 638 | 0 | 2006 | 2006 | | | |
| .EPA | 46 | FC 31-33&79-81 | 646 | 0 | 2005 | 2005 | | | |
| .EPA | 47 | FC 31 DF | 681 | 0 | 2005 | 2005 | 46 | 10 | 0 1 |
| .EPA | 46 | FC 31-33&79-81 | 646 | 0 | 2006 | 2006 | | | |
| .EPA | 47 | FC 31 DF | 681 | 0 | 2006 | 2006 | 46 | 10 | 0 1 |
| .EPA | 48 | FC 21 | 669 | 0 | 2005 | 2005 | | | |
| .EPA | 48 | FC 21 | 669 | 0 | 2006 | 2006 | | | |

----- FPL SELF BUILD OPTIONS (ALL) -----

| | | | | | | | | | |
|------|----|-----------------|-----|---|------|------|-----|-------|-----|
| .EPA | 1 | PFM EXPANSION | 648 | 0 | 2005 | 2006 | 680 | | |
| .EPA | 2 | PFM EXPAN DF | 649 | 0 | 2005 | 2006 | | 1 10 | 0 1 |
| .EPA | 3 | MR EXPAN 3x1 | 650 | 0 | 2005 | 2006 | 670 | | |
| .EPA | 4 | MR EXPAN 3x1 DF | 651 | 0 | 2005 | 2006 | | 3 10 | 0 1 |
| .EPA | 5 | MR 3x1 H | 652 | 0 | 2005 | 2006 | | | |
| .EPA | 6 | MR 3x1 H DF | 653 | 0 | 2005 | 2006 | | 5 10 | 0 1 |
| .EPA | 7 | MR 3x1 M | 654 | 0 | 2005 | 2006 | | | |
| .EPA | 8 | MR 3x1 M DF | 655 | 0 | 2005 | 2006 | | 7 10 | 0 1 |
| .EPA | 9 | MR 3x1 L | 656 | 0 | 2005 | 2006 | | | |
| .EPA | 10 | MR 3x1 L DF | 657 | 0 | 2005 | 2006 | | 9 10 | 0 1 |
| .EPA | 11 | MT 3x1 M | 658 | 0 | 2005 | 2006 | | | |
| .EPA | 12 | MT 3x1 M DF | 659 | 0 | 2005 | 2006 | | 11 10 | 0 1 |
| .EPA | 13 | PPE 3 REP | 660 | 0 | 2005 | 2005 | 90 | | |
| .EPA | 14 | PPE 3 REP DF | 661 | 0 | 2005 | 2005 | | 13 10 | 0 1 |
| .EPA | 15 | PPE 4 REP | 660 | 0 | 2005 | 2005 | 100 | | |
| .EPA | 16 | PPE 4 REP DF | 661 | 0 | 2005 | 2005 | | 15 10 | 0 1 |
| .EPA | 17 | MR EXPAN 4x1 | 662 | 0 | 2005 | 2006 | 670 | 19 10 | 0 1 |
| .EPA | 18 | MR EXPAN 4x1 DF | 663 | 0 | 2005 | 2006 | | 17 10 | 0 1 |
| .EPA | 19 | MR EXPAN 4x1 PF | 685 | 0 | 2005 | 2006 | | | |
| .EPA | 20 | MR 4x1 M | 664 | 0 | 2005 | 2006 | | | |
| .EPA | 21 | MR 4x1 M DF | 665 | 0 | 2005 | 2006 | | 19 10 | 0 1 |
| .EPA | 22 | MR PET COKE | 666 | 0 | 2005 | 2006 | | | |
| .EPA | 23 | PSN 4 PWR AUG | 667 | 0 | 2005 | 2006 | | | |
| .EPA | 24 | PSN 5 PWR AUG | 668 | 0 | 2005 | 2006 | | | |
| .EPA | 25 | MT 4x1 M | 682 | 0 | 2005 | 2006 | | 27 10 | 0 1 |
| .EPA | 26 | MT 4x1 M DF | 683 | 0 | 2005 | 2006 | | 25 10 | 0 1 |
| .EPA | 27 | MT 4x1 M PF | 684 | 0 | 2005 | 2006 | | | |

----- FILLER UNITS -----

2005 Ranking

| | | | | | | | | | |
|------|---|-----------------|-----|---|------|------|--|--|--|
| .EPA | 2 | CC-(GREENFIELD) | 647 | 0 | 2005 | 2020 | | | |
| .EPA | 3 | CC-(SMALLER) | 600 | 0 | 2006 | 2020 | | | |
| .EPA | 4 | CT | 400 | 0 | 2006 | 2020 | | | |

2006 Ranking

| | | | | | | | | | |
|------|---|-----------------|-----|---|------|------|--|--|--|
| .EPA | 2 | CC-(GREENFIELD) | 647 | 0 | 2005 | 2020 | | | |
| .EPA | 3 | CC-(SMALLER) | 600 | 0 | 2007 | 2020 | | | |
| .EPA | 4 | CT | 400 | 0 | 2005 | 2020 | | | |

GENERIC FUEL DATA

MIDBAND FUEL PRICES -----

NATURAL GAS PARAMETERS -----

1 2 3 4 5 6 7
234567890123456789012345678901234567890123456789012

GAS FUEL PARAMETERS-----

EFL FUEL TYPES

-- FUEL TYPES --

PER Tim Wehnes, Add an additional 100 MCF/DAY for 2004, 2005 and 2006.

NATURAL GAS LIMITS UPDATED 08/17/01. VALUES MATCH GENE'S TOTAL FIRM &
NONFIRM GAS AVAILABILITY NUMBER FOR AUGUST OF EACH YEAR
VALUES ARE:

2001 - 947 MCF/DAY
 2002 - 1007MCF/DAY
 2003 - 894 MCF/DAY
 2004 - 994 MCF/DAY *** Additional 100 MCF/Day
 2005 - 994 MCF/DAY *** Additional 100 MCF/Day
 2006 - 974 MCF/DAY *** Additional 100 MCF/Day
 2007 - 874 MCF/DAY
 2008 - 874 MCF/DAY
 2009 - 874 MCF/DAY
 2010 - 874 MCF/DAY
 2011 - 874 MCF/DAY
 2012 - 874 MCF/DAY
 2013 - 874 MCF/DAY
 2014 - 874 MCF/DAY
 2015 - 874 MCF/DAY
 2016 - 874 MCF/DAY
 2017 - 874 MCF/DAY
 2018 - 874 MCF/DAY
 2019 - 874 MCF/DAY
 2020 - 874 MCF/DAY
 2021 - 874 MCF/DAY
 2022 - 874 MCF/DAY
 2023 - 874 MCF/DAY
 2024 - 874 MCF/DAY
 2025 - 874 MCF/DAY
 2026 - 874 MCF/DAY
 2027 - 874 MCF/DAY
 2028 - 874 MCF/DAY
 2029 - 874 MCF/DAY
 2030 - 874 MCF/DAY

| ----- | | | | | | | | | | | | | | | |
|--------------------|---|------|------|-----------|--------|-------|--------|------|-------|---------|-------|------|--------|------|--------|
| | | MASS | HEAT | AVAILABLE | FUEL | AV | CS | | | | | | | | |
| | | NAME | UNIT | CONTENT | FUEL | COST | TJ | TJ | | | | | | | |
| ----- | | | | | | | | | | | | | | | |
| | | ---- | ---- | ----- | ----- | ----- | ---- | ---- | ----- | | | | | | |
| | | ---- | ---- | ----- | ----- | ----- | ---- | ---- | ----- | | | | | | |
| EFL | 1 | GAS | MCF | 1000.0 | 345655 | 1.00 | 1 | 2 | | | | | | | |
| ----- | | | | | | | | | | | | | | | |
| AVAILABILITY RATES | | | | | | | | | | | | | | | |
| EEF | 1 | | | 1.0 | 1.0 | 1.0 | 1.0 | 1.0 | 100.0 | 0.00001 | | | | | |
| ETJ | 1 | 1 | 2 | 1 | 30 | 2001 | 1.000 | 2002 | 1.063 | 2003 | 0.944 | 2004 | 1.0496 | 2005 | 1.0496 |
| ETJ | 1 | 2 | | | | 2006 | 1.0285 | 2007 | 0.923 | 2008 | 0.923 | 2009 | 0.923 | 2010 | 0.923 |
| ETJ | 1 | 3 | | | | 2011 | 0.923 | 2012 | 0.923 | 2013 | 0.923 | 2014 | 0.923 | 2015 | 0.923 |
| ETJ | 1 | 4 | | | | 2016 | 0.923 | 2017 | 0.923 | 2018 | 0.923 | 2019 | 0.923 | 2020 | 0.923 |
| ETJ | 1 | 5 | | | | 2021 | 0.923 | 2022 | 0.923 | 2023 | 0.923 | 2024 | 0.923 | 2025 | 0.923 |
| ETJ | 1 | 6 | | | | 2026 | 0.923 | 2027 | 0.923 | 2028 | 0.923 | 2029 | 0.923 | 2030 | 0.923 |
| ----- | | | | | | | | | | | | | | | |
| ETJ | 2 | 1 | 2 | 1 | 30 | 2001 | 4.39 | 2002 | 3.23 | 2003 | 3.40 | 2004 | 3.39 | 2005 | 3.41 |
| ETJ | 2 | 2 | | | | 2006 | 3.45 | 2007 | 3.50 | 2008 | 3.59 | 2009 | 3.69 | 2010 | 3.80 |

| | | | | | | | | | | | | |
|-----|---|---|------|------|------|------|------|------|------|------|------|------|
| ETJ | 2 | 3 | 2011 | 3.92 | 2012 | 4.04 | 2013 | 4.16 | 2014 | 4.29 | 2015 | 4.64 |
| ETJ | 2 | 4 | 2016 | 4.89 | 2017 | 5.04 | 2018 | 5.18 | 2019 | 5.33 | 2020 | 5.49 |
| ETJ | 2 | 5 | 2021 | 5.65 | 2022 | 6.01 | 2023 | 6.25 | 2024 | 6.43 | 2025 | 6.61 |
| ETJ | 2 | 6 | 2026 | 6.80 | 2027 | 7.00 | 2028 | 7.20 | 2029 | 7.41 | 2030 | 7.62 |

===== HIGH PRICE FUEL PRICE FORECAST =====

| | | | | | | | | | | | | | | | |
|------|-----|---|---|---|----|------|------|------|------|------|------|------|------|------|------|
| .ETJ | 702 | 1 | 2 | 1 | 30 | 2001 | 5.03 | 2002 | 4.30 | 2003 | 4.52 | 2004 | 4.51 | 2005 | 4.54 |
| .ETJ | 702 | 2 | | | | 2006 | 4.59 | 2007 | 4.65 | 2008 | 4.77 | 2009 | 4.91 | 2010 | 5.05 |
| .ETJ | 702 | 3 | | | | 2011 | 5.21 | 2012 | 5.37 | 2013 | 5.53 | 2014 | 5.71 | 2015 | 6.10 |
| .ETJ | 702 | 4 | | | | 2016 | 6.40 | 2017 | 6.59 | 2018 | 6.78 | 2019 | 6.98 | 2020 | 7.19 |
| .ETJ | 702 | 5 | | | | 2021 | 7.40 | 2022 | 7.82 | 2023 | 8.12 | 2024 | 8.36 | 2025 | 8.60 |
| .ETJ | 702 | 6 | | | | 2026 | 8.85 | 2027 | 9.11 | 2028 | 9.38 | 2029 | 9.66 | 2030 | 9.94 |

===== NEW GAS ID (New Alternatives)=====

-----GAS PRICE MOVING UNDER FIRM PHASE VI -----

| | | | | | | |
|---|---|---|---|---|---|---|
| 1 | 2 | 3 | 4 | 5 | 6 | 7 |
|---|---|---|---|---|---|---|

----- GAS FUEL PARAMETERS -----

----- ANNUAL AVAIL = UNLIMITED -----

| | | | | | | | |
|-----|----|------|-----|--------|-----|------|-------------------|
| EFL | 41 | GAS4 | MCF | 1000.0 | -1 | 1.00 | 41 |
| EEF | 41 | | | 1.0 | 1.0 | 1.0 | 1.0 100.0 0.00001 |

----- GAS PRICE ESCALATORS- Excluding Transportation Demand Charges
----- Firm Phase VI -----

| | | | | | | | | | | | | | | | |
|-----|----|---|---|---|----|------|------|------|------|------|------|------|------|------|------|
| ETJ | 41 | 1 | 2 | 1 | 30 | 2001 | 4.38 | 2002 | 3.22 | 2003 | 3.39 | 2004 | 3.38 | 2005 | 3.41 |
| ETJ | 41 | 2 | | | | 2006 | 3.45 | 2007 | 3.49 | 2008 | 3.58 | 2009 | 3.69 | 2010 | 3.79 |
| ETJ | 41 | 3 | | | | 2011 | 3.91 | 2012 | 4.03 | 2013 | 4.15 | 2014 | 4.28 | 2015 | 4.42 |
| ETJ | 41 | 4 | | | | 2016 | 4.55 | 2017 | 4.69 | 2018 | 4.84 | 2019 | 4.99 | 2020 | 5.14 |
| ETJ | 41 | 5 | | | | 2021 | 5.30 | 2022 | 5.47 | 2023 | 5.64 | 2024 | 5.82 | 2025 | 6.00 |
| ETJ | 41 | 6 | | | | 2026 | 6.19 | 2027 | 6.38 | 2028 | 6.59 | 2029 | 6.79 | 2030 | 7.01 |

===== HIGH PRICE FUEL PRICE FORECAST =====

| | | | | | | | | | | | | | | | |
|------|-----|---|---|---|----|------|------|------|------|------|------|------|------|------|------|
| .ETJ | 741 | 1 | 2 | 1 | 30 | 2001 | 5.02 | 2002 | 4.30 | 2003 | 4.52 | 2004 | 4.50 | 2005 | 4.53 |
| .ETJ | 741 | 2 | | | | 2006 | 4.58 | 2007 | 4.64 | 2008 | 4.76 | 2009 | 4.90 | 2010 | 5.04 |
| .ETJ | 741 | 3 | | | | 2011 | 5.20 | 2012 | 5.36 | 2013 | 5.53 | 2014 | 5.70 | 2015 | 5.87 |
| .ETJ | 741 | 4 | | | | 2016 | 6.06 | 2017 | 6.24 | 2018 | 6.44 | 2019 | 6.64 | 2020 | 6.84 |
| .ETJ | 741 | 5 | | | | 2021 | 7.06 | 2022 | 7.28 | 2023 | 7.51 | 2024 | 7.74 | 2025 | 7.99 |
| .ETJ | 741 | 6 | | | | 2026 | 8.24 | 2027 | 8.50 | 2028 | 8.77 | 2029 | 9.04 | 2030 | 9.33 |

===== NEW GAS ID (New Alternatives)=====

-----GAS PRICE MOVING UNDER FIRM PHASE VI -----

----- ***** Including Transportation Demand Charge (CT) -----

----- ANNUAL AVAIL = UNLIMITED -----

| | | | | | | | |
|-----|----|------|-----|--------|----|------|----|
| EFL | 47 | GAS4 | MCF | 1000.0 | -1 | 1.00 | 47 |
|-----|----|------|-----|--------|----|------|----|

00168

```

EEF 47          1.0    1.0    1.0    1.0    1.0 100.0 0.00001
-----
ETJ 47 1 2 1 30 20015.1416 20023.9828 20034.1501 20044.1411 20054.1679
ETJ 47 2          20064.2092 20074.2506 20084.3442 20094.4471 20104.5541
ETJ 47 3          20114.6726 20124.7912 20134.9163 20145.0441 20155.1770
ETJ 47 4          20165.3129 20175.4542 20185.5991 20195.7499 20205.9047
ETJ 47 5          20216.0655 20226.2307 20236.4022 20246.5789 20256.7624
ETJ 47 6          20266.9513 20277.1465 20287.3476 20297.5553 20307.7694
=====

```

```

----- NEW GAS ID (New Alternatives)-----
----- HENRY HUB NATURAL GAS PRICES -----
      1          2          3          4          5          6          7
----- GAS FUEL PARAMETERS -----
----- ANNUAL AVAIL = UNLIMITED -----

```

```

EFL 43 GASH MCF      1000.0      -1      1.00      43
EEF 43          1.0    1.0    1.0    1.0    1.0 100.0 0.00001
-----

```

```

----- GAS PRICE ESCALATORS- Excluding Transportation Demand Charges
ETJ 43 1 2 1 30 2001  4.41 2002  3.16 2003  3.31 2004  3.29 2005  3.31
ETJ 43 2          2006  3.34 2007  3.38 2008  3.47 2009  3.57 2010  3.68
ETJ 43 3          2011  3.79 2012  3.91 2013  4.03 2014  4.15 2015  4.28
ETJ 43 4          2016  4.42 2017  4.55 2018  4.70 2019  4.84 2020  4.99
ETJ 43 5          2021  5.15 2022  5.31 2023  5.48 2024  5.65 2025  5.83
ETJ 43 6          2026  6.02 2027  6.21 2028  6.40 2029  6.61 2030  6.81
-----

```

```

----- HIGH PRICE FUEL PRICE FORECAST -----
.ETJ 741 1 2 1 30 2001  5.02 2002  4.30 2003  4.52 2004  4.50 2005  4.53
.ETJ 741 2          2006  4.58 2007  4.64 2008  4.76 2009  4.90 2010  5.04
.ETJ 741 3          2011  5.20 2012  5.36 2013  5.53 2014  5.70 2015  5.87
.ETJ 741 4          2016  6.06 2017  6.24 2018  6.44 2019  6.64 2020  6.84
.ETJ 741 5          2021  7.06 2022  7.28 2023  7.51 2024  7.74 2025  7.99
.ETJ 741 6          2026  8.24 2027  8.50 2028  8.77 2029  9.04 2030  9.33
=====

```

```

----- NEW GAS ID (New Alternatives)-----
----- HENRY HUB NATURAL GAS PRICES * 1.03 -----
      1          2          3          4          5          6          7
----- GAS FUEL PARAMETERS -----
----- ANNUAL AVAIL = UNLIMITED -----

```

```

EFL 46 GASH MCF      1000.0      -1      1.00      56
EEF 46          1.0    1.0    1.0    1.0    1.0 100.0 0.00001
-----

```

```

----- GAS PRICE ESCALATORS- Excluding Transportation Demand Charges

```

| | | | | | | | | | | |
|-----------------|------|------|------|------|------|------|------|------|------|------|
| ETJ 56 1 2 1 30 | 2001 | 4.54 | 2002 | 3.25 | 2003 | 3.41 | 2004 | 3.39 | 2005 | 3.41 |
| ETJ 56 2 | 2006 | 3.44 | 2007 | 3.48 | 2008 | 3.57 | 2009 | 3.68 | 2010 | 3.79 |
| ETJ 56 3 | 2011 | 3.91 | 2012 | 4.02 | 2013 | 4.15 | 2014 | 4.28 | 2015 | 4.41 |
| ETJ 56 4 | 2016 | 4.55 | 2017 | 4.69 | 2018 | 4.84 | 2019 | 4.99 | 2020 | 5.14 |
| ETJ 56 5 | 2021 | 5.31 | 2022 | 5.47 | 2023 | 5.64 | 2024 | 5.82 | 2025 | 6.01 |
| ETJ 56 6 | 2026 | 6.20 | 2027 | 6.39 | 2028 | 6.59 | 2029 | 6.80 | 2030 | 7.02 |

===== HIGH PRICE FUEL PRICE FORECAST =====

| | | | | | | | | | | |
|-------------------|------|------|------|------|------|------|------|------|------|------|
| .ETJ 741 1 2 1 30 | 2001 | 5.02 | 2002 | 4.30 | 2003 | 4.52 | 2004 | 4.50 | 2005 | 4.53 |
| .ETJ 741 2 | 2006 | 4.58 | 2007 | 4.64 | 2008 | 4.76 | 2009 | 4.90 | 2010 | 5.04 |
| .ETJ 741 3 | 2011 | 5.20 | 2012 | 5.36 | 2013 | 5.53 | 2014 | 5.70 | 2015 | 5.87 |
| .ETJ 741 4 | 2016 | 6.06 | 2017 | 6.24 | 2018 | 6.44 | 2019 | 6.64 | 2020 | 6.84 |
| .ETJ 741 5 | 2021 | 7.06 | 2022 | 7.28 | 2023 | 7.51 | 2024 | 7.74 | 2025 | 7.99 |
| .ETJ 741 6 | 2026 | 8.24 | 2027 | 8.50 | 2028 | 8.77 | 2029 | 9.04 | 2030 | 9.33 |

----- NEW GAS ID (New Alternatives) -----
 ----- (HENRY HUB PRICES + 0.78) * 2 -----

| | | | | | | |
|---|---|---|---|---|---|---|
| 1 | 2 | 3 | 4 | 5 | 6 | 7 |
|---|---|---|---|---|---|---|

----- GAS FUEL PARAMETERS -----

--- ANNUAL AVAIL = UNLIMITED ---

| | | | | | | |
|--------|------|-----|--------|-----|------|---------|
| EFL 44 | GASF | MCF | 1000.0 | -1 | 1.00 | 44 |
| EEF 44 | | | 1.0 | 1.0 | 1.0 | 1.0 |
| | | | | | | 100.0 |
| | | | | | | 0.00001 |

----- GAS PRICE ESCALATORS- Excluding Transportation Demand Charges

| | | | | | | | | | | |
|-----------------|------|-------|------|-------|------|-------|------|-------|------|-------|
| ETJ 44 1 2 1 30 | 2001 | 10.38 | 2002 | 7.88 | 2003 | 8.18 | 2004 | 8.15 | 2005 | 8.18 |
| ETJ 44 2 | 2006 | 8.24 | 2007 | 8.32 | 2008 | 8.50 | 2009 | 8.70 | 2010 | 8.91 |
| ETJ 44 3 | 2011 | 9.14 | 2012 | 9.37 | 2013 | 9.62 | 2014 | 9.87 | 2015 | 10.13 |
| ETJ 44 4 | 2016 | 10.39 | 2017 | 10.67 | 2018 | 10.95 | 2019 | 11.25 | 2020 | 11.55 |
| ETJ 44 5 | 2021 | 11.86 | 2022 | 12.18 | 2023 | 12.52 | 2024 | 12.86 | 2025 | 13.22 |
| ETJ 44 6 | 2026 | 13.59 | 2027 | 13.97 | 2028 | 14.37 | 2029 | 14.77 | 2030 | 15.19 |

===== HIGH PRICE FUEL PRICE FORECAST =====

| | | | | | | | | | | |
|-------------------|------|------|------|------|------|------|------|------|------|------|
| .ETJ 741 1 2 1 30 | 2001 | 5.02 | 2002 | 4.30 | 2003 | 4.52 | 2004 | 4.50 | 2005 | 4.53 |
| .ETJ 741 2 | 2006 | 4.58 | 2007 | 4.64 | 2008 | 4.76 | 2009 | 4.90 | 2010 | 5.04 |
| .ETJ 741 3 | 2011 | 5.20 | 2012 | 5.36 | 2013 | 5.53 | 2014 | 5.70 | 2015 | 5.87 |
| .ETJ 741 4 | 2016 | 6.06 | 2017 | 6.24 | 2018 | 6.44 | 2019 | 6.64 | 2020 | 6.84 |
| .ETJ 741 5 | 2021 | 7.06 | 2022 | 7.28 | 2023 | 7.51 | 2024 | 7.74 | 2025 | 7.99 |
| .ETJ 741 6 | 2026 | 8.24 | 2027 | 8.50 | 2028 | 8.77 | 2029 | 9.04 | 2030 | 9.33 |

----- 1.0% SULFUR OIL PARAMETERS -----
 ----- MANATEE UNITS -----

| | | | | | | |
|---|---|---|---|---|---|---|
| 1 | 2 | 3 | 4 | 5 | 6 | 7 |
|---|---|---|---|---|---|---|

----- 1.0% SULFUR OIL FUEL PARAMETERS -----

| | | | | | | |
|-------|------|-----|-------|----|------|---|
| EFL 2 | 1%MT | BBL | 6.390 | -1 | 1.00 | 3 |
|-------|------|-----|-------|----|------|---|

00170

```

EEF 2 1.0 1.0 1.0 1.0 1.0 10.0 0.00001
----- 1.0% SULFUR OIL PRICE MULTIPLIERS-
ETJ 3 1 2 1 30 2001 3.69 2002 3.62 2003 3.36 2004 3.29 2005 3.28
ETJ 3 2 2006 3.31 2007 3.39 2008 3.48 2009 3.56 2010 3.66
ETJ 3 3 2011 3.76 2012 3.86 2013 3.97 2014 4.08 2015 4.20
ETJ 3 4 2016 4.31 2017 4.43 2018 4.56 2019 4.68 2020 4.81
ETJ 3 5 2021 4.95 2022 5.09 2023 5.23 2024 5.38 2025 5.53
ETJ 3 6 2026 5.69 2027 5.85 2028 6.02 2029 6.19 2030 6.38
===== HIGH PRICE FUEL PRICE FORECAST =====
.ETJ 703 1 2 1 30 2001 4.92 2002 4.83 2003 4.48 2004 4.38 2005 4.38
.ETJ 703 2 2006 4.42 2007 4.53 2008 4.63 2009 4.75 2010 4.88
.ETJ 703 3 2011 5.01 2012 5.15 2013 5.29 2014 5.44 2015 5.59
.ETJ 703 4 2016 5.75 2017 5.91 2018 6.07 2019 6.24 2020 6.41
.ETJ 703 5 2021 6.59 2022 6.78 2023 6.97 2024 7.17 2025 7.37
.ETJ 703 6 2026 7.58 2027 7.80 2028 8.02 2029 8.25 2030 8.48
-----

```

```

===== 1.0% SULFUR OIL PARAMETERS =====
===== TURKEY POINT UNITS =====
1 2 3 4 5 6 7
.2345678901234567890123456789012345678901234567890123456789012

```

```

----- 1.0% SULFUR OIL FUEL PARAMETERS-
EFL 3 1%TP BBL 6.390 -1 1.00 4
EEF 3 1.0 1.0 1.0 1.0 1.0 10.0 0.00001
----- 1.0% SULFUR OIL PRICE MULTIPLIERS-
ETJ 4 1 2 1 30 2001 3.76 2002 3.69 2003 3.43 2004 3.36 2005 3.36
ETJ 4 2 2006 3.38 2007 3.47 2008 3.55 2009 3.64 2010 3.73
ETJ 4 3 2011 3.83 2012 3.94 2013 4.05 2014 4.16 2015 4.27
ETJ 4 4 2016 4.39 2017 4.51 2018 4.64 2019 4.76 2020 4.89
ETJ 4 5 2021 5.03 2022 5.17 2023 5.32 2024 5.46 2025 5.62
ETJ 4 6 2026 5.78 2027 5.94 2028 6.11 2029 6.28 2030 6.47
===== HIGH PRICE FUEL PRICE FORECAST =====
.ETJ 704 1 2 1 30 2001 5.01 2002 4.92 2003 4.58 2004 4.48 2005 4.47
.ETJ 704 2 2006 4.51 2007 4.62 2008 4.73 2009 4.85 2010 4.97
.ETJ 704 3 2011 5.11 2012 5.25 2013 5.39 2014 5.54 2015 5.70
.ETJ 704 4 2016 5.85 2017 6.02 2018 6.18 2019 6.34 2020 6.52
.ETJ 704 5 2021 6.70 2022 6.89 2023 7.09 2024 7.28 2025 7.49
.ETJ 704 6 2026 7.70 2027 7.92 2028 8.15 2029 8.38 2030 8.61
-----

```

```

===== 1.0% SULFUR OIL PARAMETERS =====
===== PORT EVERGLADES UNITS =====
1 2 3 4 5 6 7
.2345678901234567890123456789012345678901234567890123456789012
----- 1.0% SULFUR OIL FUEL PARAMETERS-

```

00171

EFL 4 1%PE BBL 6.390 -1 1.00 5
 EEF 4 1.0 1.0 1.0 1.0 10.0 0.00001

----- 1.0% SULFUR OIL PRICE MULTIPLIERS-----
 ETJ 5 1 2 1 30 2001 3.73 2002 3.66 2003 3.40 2004 3.32 2005 3.32
 ETJ 5 2 2006 3.35 2007 3.43 2008 3.51 2009 3.60 2010 3.69
 ETJ 5 3 2011 3.80 2012 3.90 2013 4.01 2014 4.12 2015 4.23
 ETJ 5 4 2016 4.35 2017 4.47 2018 4.60 2019 4.72 2020 4.85
 ETJ 5 5 2021 4.99 2022 5.13 2023 5.27 2024 5.42 2025 5.57
 ETJ 5 6 2026 5.73 2027 5.90 2028 6.06 2029 6.24 2030 6.42

===== HIGH PRICE FUEL PRICE FORECAST =====
 .ETJ 705 1 2 1 30 2001 4.97 2002 4.87 2003 4.53 2004 4.43 2005 4.42
 .ETJ 705 2 2006 4.46 2007 4.57 2008 4.68 2009 4.80 2010 4.92
 .ETJ 705 3 2011 5.06 2012 5.20 2013 5.34 2014 5.49 2015 5.64
 .ETJ 705 4 2016 5.80 2017 5.96 2018 6.13 2019 6.29 2020 6.46
 .ETJ 705 5 2021 6.65 2022 6.83 2023 7.03 2024 7.23 2025 7.43
 .ETJ 705 6 2026 7.64 2027 7.86 2028 8.08 2029 8.31 2030 8.54

----- 2.2% SULFUR OIL PARAMETERS -----
 ----- RIVIERA UNITS -----

1 2 3 4 5 6 7
.23456789012345678901234567890123456789012345678901234567890123456789012

----- 2.2% SULFUR OIL FUEL PARAMETERS -----

EFL 5 2%RV BBL 6.380 -1 1.00 6
EEF 5 1.0 1.0 1.0 1.0 1.0 10.0 0.00001

----- 2.2% SULFUR OIL PRICE MULTIPLIERS -----

ETJ 6 1 2 1 30 2001 3.31 2002 3.25 2003 2.96 2004 2.85 2005 2.82
ETJ 6 2 2006 2.81 2007 2.87 2008 2.94 2009 3.00 2010 3.07
ETJ 6 3 2011 3.15 2012 3.23 2013 3.31 2014 3.39 2015 3.48
ETJ 6 4 2016 3.56 2017 3.65 2018 3.75 2019 3.83 2020 3.93
ETJ 6 5 2021 4.03 2022 4.13 2023 4.23 2024 4.34 2025 4.45
ETJ 6 6 2026 4.56 2027 4.68 2028 4.80 2029 4.92 2030 5.06

===== HIGH PRICE FUEL PRICE FORECAST =====

.ETJ 706 1 2 1 30 2001 4.42 2002 4.33 2003 3.95 2004 3.80 2005 3.76
.ETJ 706 2 2006 3.75 2007 3.83 2008 3.91 2009 4.00 2010 4.10
.ETJ 706 3 2011 4.20 2012 4.30 2013 4.41 2014 4.52 2015 4.64
.ETJ 706 4 2016 4.75 2017 4.87 2018 4.99 2019 5.11 2020 5.23
.ETJ 706 5 2021 5.37 2022 5.50 2023 5.64 2024 5.79 2025 5.93
.ETJ 706 6 2026 6.08 2027 6.24 2028 6.40 2029 6.56 2030 6.72

===== 1.0% SULFUR OIL PARAMETERS =====

----- CAPE CANAVERAL UNITS -----

1 2 3 4 5 6 7
.23456789012345678901234567890123456789012345678901234567890123456789012

----- 1.0% SULFUR OIL FUEL PARAMETERS -----

EFL 6 1%CC BBL 6.390 -1 1.00 7
EEF 6 1.0 1.0 1.0 1.0 1.0 10.0 0.00001

----- 1.0% SULFUR OIL PRICE MULTIPLIERS -----

ETJ 7 1 2 1 30 2001 3.74 2002 3.67 2003 3.41 2004 3.34 2005 3.34
ETJ 7 2 2006 3.37 2007 3.45 2008 3.53 2009 3.62 2010 3.71
ETJ 7 3 2011 3.81 2012 3.92 2013 4.03 2014 4.14 2015 4.25
ETJ 7 4 2016 4.37 2017 4.49 2018 4.62 2019 4.74 2020 4.87
ETJ 7 5 2021 5.01 2022 5.15 2023 5.29 2024 5.44 2025 5.60
ETJ 7 6 2026 5.75 2027 5.92 2028 6.09 2029 6.26 2030 6.45

===== HIGH PRICE FUEL PRICE FORECAST =====

.ETJ 707 1 2 1 30 2001 4.99 2002 4.89 2003 4.55 2004 4.45 2005 4.45
.ETJ 707 2 2006 4.49 2007 4.59 2008 4.70 2009 4.82 2010 4.95
.ETJ 707 3 2011 5.09 2012 5.22 2013 5.37 2014 5.52 2015 5.67
.ETJ 707 4 2016 5.82 2017 5.99 2018 6.15 2019 6.32 2020 6.49
.ETJ 707 5 2021 6.67 2022 6.86 2023 7.05 2024 7.25 2025 7.46
.ETJ 707 6 2026 7.67 2027 7.89 2028 8.11 2029 8.34 2030 8.57

===== 1.8% SULFUR OIL PARAMETERS =====

00173

===== SANFORD UNITS =====

1 2 3 4 5 6 7
 .2345678901234567890123456789012345678901234567890123456789012

----- 1.8% DISTILLATE FUEL PARAMETERS -----

EFL 7 1.8S BBL 5.840 -1 1.00 8
 EEF 7 1.0 1.0 1.0 1.0 1.0 10.0 0.00001

----- 1.8% DISTILLATE FUEL MULTIPLIERS -----

ETJ 8 1 2 1 30 2001 3.46 2002 3.39 2003 3.11 2004 3.02 2005 2.99
 ETJ 8 2 2006 3.00 2007 3.07 2008 3.13 2009 3.21 2010 3.29
 ETJ 8 3 2011 3.37 2012 3.46 2013 3.55 2014 3.64 2015 3.74
 ETJ 8 4 2016 3.83 2017 3.93 2018 4.04 2019 4.13 2020 4.24
 ETJ 8 5 2021 4.35 2022 4.47 2023 4.59 2024 4.71 2025 4.83
 ETJ 8 6 2026 4.96 2027 5.09 2028 5.23 2029 5.37 2030 5.52

===== HIGH PRICE FUEL PRICE FORECAST =====

.ETJ 708 1 2 1 30 2001 4.61 2002 4.52 2003 4.15 2004 4.02 2005 3.99
 .ETJ 708 2 2006 3.99 2007 4.09 2008 4.18 2009 4.28 2010 4.38
 .ETJ 708 3 2011 4.50 2012 4.61 2013 4.73 2014 4.85 2015 4.98
 .ETJ 708 4 2016 5.11 2017 5.24 2018 5.38 2019 5.51 2020 5.65
 .ETJ 708 5 2021 5.80 2022 5.96 2023 6.11 2024 6.27 2025 6.44
 .ETJ 708 6 2026 6.61 2027 6.79 2028 6.97 2029 7.16 2030 7.35

===== 0.5% DISTILLATE OIL =====

===== FORT MYERS GAS TURBINES =====

1 2 3 4 5 6 7
 .2345678901234567890123456789012345678901234567890123456789012

----- 0.5% DISTILLATE FUEL PARAMETERS -----

EFL 8 .5FM BBL 5.810 -1 1.00 9
 EEF 8 1.0 1.0 1.0 1.0 1.0 10.0 0.00001

----- 0.5% DISTILLATE FUEL MULTIPLIERS -----

ETJ 9 1 2 1 30 2001 6.13 2002 5.84 2003 5.46 2004 5.34 2005 5.32
 ETJ 9 2 2006 5.35 2007 5.49 2008 5.62 2009 5.76 2010 5.92
 ETJ 9 3 2011 6.08 2012 6.25 2013 6.43 2014 6.61 2015 6.80
 ETJ 9 4 2016 6.99 2017 7.19 2018 7.40 2019 7.60 2020 7.82
 ETJ 9 5 2021 8.05 2022 8.28 2023 8.52 2024 8.77 2025 9.03
 ETJ 9 6 2026 9.30 2027 9.57 2028 9.86 2029 10.15 2030 10.46

===== HIGH PRICE FUEL PRICE FORECAST =====

.ETJ 709 1 2 1 30 2001 8.17 2002 7.79 2003 7.27 2004 7.12 2005 7.09
 .ETJ 709 2 2006 7.14 2007 7.31 2008 7.49 2009 7.68 2010 7.89
 .ETJ 709 3 2011 8.11 2012 8.34 2013 8.57 2014 8.81 2015 9.07
 .ETJ 709 4 2016 9.32 2017 9.59 2018 9.86 2019 10.13 2020 10.43
 .ETJ 709 5 2021 10.73 2022 11.04 2023 11.36 2024 11.69 2025 12.04
 .ETJ 709 6 2026 12.39 2027 12.76 2028 13.14 2029 13.53 2030 13.92

===== 0.5% DISTILLATE OIL =====

===== PPE & PFL GAS TURBINES =====

1 2 3 4 5 6 7
2345678901234567890123456789012345678901234567890123456789012

----- 0.5% DISTILLATE FUEL PARAMETERS

EFL 9 .5GT BBL 5.810 -1 1.00 13
EEF 9 1.0 1.0 1.0 1.0 1.0 10.0 0.00001

----- 0.5% DISTILLATE FUEL MULTIPLIERS

ETJ 13 1 2 1 30 2001 6.09 2002 5.79 2003 5.41 2004 5.29 2005 5.28
ETJ 13 2 2006 5.32 2007 5.46 2008 5.60 2009 5.75 2010 5.91
ETJ 13 3 2011 6.08 2012 6.26 2013 6.44 2014 6.63 2015 6.83
ETJ 13 4 2016 7.03 2017 7.24 2018 7.45 2019 7.66 2020 7.89
ETJ 13 5 2021 8.13 2022 8.37 2023 8.63 2024 8.89 2025 9.16
ETJ 13 6 2026 9.44 2027 9.73 2028 10.03 2029 10.34 2030 10.67

===== HIGH PRICE FUEL PRICE FORECAST =====

ETJ 713 1 2 1 30 2001 8.11 2002 7.72 2003 7.21 2004 7.06 2005 7.04
ETJ 713 2 2006 7.09 2007 7.27 2008 7.46 2009 7.66 2010 7.87
ETJ 713 3 2011 8.10 2012 8.34 2013 8.58 2014 8.84 2015 9.10
ETJ 713 4 2016 9.37 2017 9.64 2018 9.93 2019 10.21 2020 10.52
ETJ 713 5 2021 10.84 2022 11.16 2023 11.50 2024 11.85 2025 12.21
ETJ 713 6 2026 12.58 2027 12.97 2028 13.37 2029 13.78 2030 14.19

===== 1.0% SULFUR OILD PARAMETERS =====

===== MARTIN UNITS =====

1 2 3 4 5 6 7
2345678901234567890123456789012345678901234567890123456789012

----- 0.5% DISTILLATE FUEL PARAMETERS

EFL 10 1%MR BBL 6.390 -1 1.00 14
EEF 10 1.0 1.0 1.0 1.0 1.0 10.0 0.00001

----- 0.5% DISTILLATE FUEL MULTIPLIERS

ETJ 14 1 2 1 30 2001 3.76 2002 3.69 2003 3.43 2004 3.36 2005 3.35
ETJ 14 2 2006 3.38 2007 3.46 2008 3.55 2009 3.64 2010 3.73
ETJ 14 3 2011 3.83 2012 3.94 2013 4.05 2014 4.16 2015 4.27
ETJ 14 4 2016 4.39 2017 4.51 2018 4.64 2019 4.76 2020 4.89
ETJ 14 5 2021 5.03 2022 5.17 2023 5.31 2024 5.46 2025 5.62
ETJ 14 6 2026 5.78 2027 5.94 2028 6.11 2029 6.28 2030 6.47

===== HIGH PRICE FUEL PRICE FORECAST =====

ETJ 714 1 2 1 30 2001 5.01 2002 4.92 2003 4.57 2004 4.47 2005 4.47
ETJ 714 2 2006 4.51 2007 4.62 2008 4.73 2009 4.85 2010 4.97
ETJ 714 3 2011 5.11 2012 5.25 2013 5.39 2014 5.54 2015 5.69
ETJ 714 4 2016 5.85 2017 6.01 2018 6.18 2019 6.34 2020 6.52
ETJ 714 5 2021 6.70 2022 6.89 2023 7.08 2024 7.28 2025 7.49
ETJ 714 6 2026 7.70 2027 7.92 2028 8.14 2029 8.37 2030 8.60

===== DISTILLATE FUEL OIL AT CCs =====
 ===== FT LAUDERDALE UNITS =====

1 2 3 4 5 6 7
 .2345678901234567890123456789012345678901234567890123456789012

----- 0.5% DISTILLATE FUEL PARAMETERS -----
 EFL 11 .5FL BBL 5.810 -1 1.00 15
 EEF 11 1.0 1.0 1.0 1.0 1.0 10.0 0.00001

----- 0.5% DISTILLATE FUEL MULTIPLIERS -----
 ETJ 15 1 2 1 30 2001 6.09 2002 5.79 2003 5.41 2004 5.29 2005 5.28
 ETJ 15 2 2006 5.32 2007 5.46 2008 5.60 2009 5.75 2010 5.91
 ETJ 15 3 2011 6.08 2012 6.26 2013 6.44 2014 6.63 2015 6.83
 ETJ 15 4 2016 7.03 2017 7.24 2018 7.45 2019 7.66 2020 7.89
 ETJ 15 5 2021 8.13 2022 8.37 2023 8.63 2024 8.89 2025 9.16
 ETJ 15 6 2026 9.44 2027 9.73 2028 10.03 2029 10.34 2030 10.67

----- HIGH PRICE FUEL PRICE FORECAST -----
 .ETJ 715 1 2 1 30 2001 8.11 2002 7.72 2003 7.21 2004 7.06 2005 7.04
 .ETJ 715 2 2006 7.09 2007 7.27 2008 7.46 2009 7.66 2010 7.87
 .ETJ 715 3 2011 8.10 2012 8.34 2013 8.58 2014 8.84 2015 9.10
 .ETJ 715 4 2016 9.37 2017 9.64 2018 9.93 2019 10.21 2020 10.52
 .ETJ 715 5 2021 10.84 2022 11.16 2023 11.50 2024 11.85 2025 12.21
 .ETJ 715 6 2026 12.58 2027 12.97 2028 13.37 2029 13.78 2030 14.19

===== DISTILLATE FUEL OIL AT CCs =====
 ===== PUTNAM UNITS =====

1 2 3 4 5 6 7
 .2345678901234567890123456789012345678901234567890123456789012

----- 0.5% DISTILLATE FUEL PARAMETERS -----
 EFL 12 .5PN BBL 5.810 -1 1.00 16
 EEF 12 1.0 1.0 1.0 1.0 1.0 10.0 0.00001

----- 0.5% DISTILLATE FUEL MULTIPLIERS -----
 ETJ 16 1 2 1 30 2001 5.91 2002 5.61 2003 5.22 2004 5.11 2005 5.10
 ETJ 16 2 2006 5.13 2007 5.27 2008 5.41 2009 5.56 2010 5.71
 ETJ 16 3 2011 5.88 2012 6.06 2013 6.24 2014 6.43 2015 6.62
 ETJ 16 4 2016 6.82 2017 7.03 2018 7.24 2019 7.45 2020 7.67
 ETJ 16 5 2021 7.91 2022 8.15 2023 8.40 2024 8.66 2025 8.93
 ETJ 16 6 2026 9.21 2027 9.49 2028 9.79 2029 10.09 2030 10.42

----- HIGH PRICE FUEL PRICE FORECAST -----
 .ETJ 716 1 2 1 30 2001 7.88 2002 7.48 2003 6.96 2004 6.81 2005 6.79
 .ETJ 716 2 2006 6.84 2007 7.02 2008 7.21 2009 7.41 2010 7.62
 .ETJ 716 3 2011 7.84 2012 8.08 2013 8.32 2014 8.57 2015 8.83
 .ETJ 716 4 2016 9.09 2017 9.37 2018 9.65 2019 9.93 2020 10.23
 .ETJ 716 5 2021 10.54 2022 10.87 2023 11.20 2024 11.54 2025 11.90
 .ETJ 716 6 2026 12.27 2027 12.65 2028 13.05 2029 13.45 2030 13.80

```

===== FPC PURCHASE ENERGY COST =====
.      1      2      3      4      5      6      7
.2345678901234567890123456789012345678901234567890123456789012
----- FPC Purchase -----
EFL 13  FPC  PUR      1.000      -1      1.00      17
EEF 13              1.0      1.0      1.0      1.0      1.0  10.0  0.00001
----- FPC Purchase Energy -----
ETJ 17 1 2 1 4 2001 1.746 2002 1.775 2003 1.800 2004 1.825
=====

```

```

===== DISTILLATE FUEL OIL FOR EMT PURCHASES =====
===== Backup Fuel =====
.      1      2      3      4      5      6      7
.2345678901234567890123456789012345678901234567890123456789012
----- 0.3% DISTILLATE FUEL PARAMETERS -----
EFL 14  .3MR  BBL      5.810      -1      1.00      18
EEF 14              1.0      1.0      1.0      1.0      1.0  10.0  0.00001
----- 0.3% DISTILLATE FUEL MULTIPLIERS -----
ETJ 18 1 2 1 30 2001 6.16 2002 5.87 2003 5.48 2004 5.37 2005 5.36
ETJ 18 2              2006 5.40 2007 5.54 2008 5.68 2009 5.83 2010 5.99
ETJ 18 3              2011 6.16 2012 6.34 2013 6.53 2014 6.72 2015 6.91
ETJ 18 4              2016 7.12 2017 7.32 2018 7.54 2019 7.75 2020 7.98
ETJ 18 5              2021 8.22 2022 8.47 2023 8.72 2024 8.99 2025 9.26
ETJ 18 6              2026 9.54 2027 9.83 2028 10.13 2029 10.44 2030 10.77
===== HIGH PRICE FUEL PRICE FORECAST =====
.ETJ 718 1 2 1 30 2001 8.22 2002 7.82 2003 7.31 2004 7.16 2005 7.15
.ETJ 718 2              2006 7.20 2007 7.38 2008 7.57 2009 7.77 2010 7.98
.ETJ 718 3              2011 8.22 2012 8.45 2013 8.70 2014 8.95 2015 9.21
.ETJ 718 4              2016 9.48 2017 9.76 2018 10.05 2019 10.34 2020 10.64
.ETJ 718 5              2021 10.96 2022 11.29 2023 11.63 2024 11.98 2025 12.34
.ETJ 718 6              2026 12.72 2027 13.11 2028 13.50 2029 13.92 2030 14.34
=====

```

```

===== TURKEY POINT UNIT 3 =====
.      1      2      3      4      5      6      7
.2345678901234567890123456789012345678901234567890123456789012
----- FUEL PARAMETERS-----
EFL 30  NUCL  NUC      1.000      -1      0.010      36
----- FUEL COST MULTIPLIERS-----
ETJ 36 1 2 1 30 2001 39.81 2002 40.48 2003 41.42 2004 42.57 2005 43.27
ETJ 36 2              2006 44.34 2007 41.93 2008 42.38 2009 43.83 2010 44.45
ETJ 36 3              2011 44.19 2012 45.38 2013 45.69 2014 46.29 2015 46.93
ETJ 36 4              2016 47.55 2017 47.79 2018 48.49 2019 48.80 2020 48.99

```

00177

ETJ 36 5 2021 49.19 2022 49.39 2023 49.59 2024 49.79 2025 49.99
 ETJ 36 6 2026 50.19 2027 50.40 2028 50.60 2029 50.81 2030 51.01

=====

===== TURKEY POINT UNIT 4 =====

 1 2 3 4 5 6 7
 .2345678901234567890123456789012345678901234567890123456789012

----- FUEL PARAMETERS-----

EFL 40 NUCL NUC 1.000 -1 0.010 46

----- FUEL COST MULTIPLIERS-----

ETJ 46 1 2 1 30 2001 38.50 2002 39.15 2003 40.33 2004 40.37 2005 43.01
 ETJ 46 2 2006 43.57 2007 41.54 2008 42.22 2009 42.61 2010 43.26
 ETJ 46 3 2011 43.95 2012 44.64 2013 44.98 2014 45.40 2015 46.10
 ETJ 46 4 2016 46.96 2017 47.42 2018 48.13 2019 48.33 2020 49.15
 ETJ 46 5 2021 49.98 2022 50.83 2023 51.69 2024 52.57 2025 53.46
 ETJ 46 6 2026 54.36 2027 55.28 2028 56.22 2029 57.17 2030 58.14

=====

===== ST LUCIE UNIT 1 =====

```

.      1      2      3      4      5      6      7
.23456789012345678901234567890123456789012345678901234567890123456789012
----- FUEL PARAMETERS-----
EFL 130  NUCL  NUC      1.000      -1      0.010      136
----- FUEL COST MULTIPLIERS-----
ETJ 136 1 2 1 30 2001 41.10 2002 41.68 2003 42.19 2004 43.68 2005 44.61
ETJ 136 2      2006 44.78 2007 42.37 2008 43.21 2009 44.09 2010 44.34
ETJ 136 3      2011 45.04 2012 46.32 2013 46.46 2014 46.78 2015 47.48
ETJ 136 4      2016 48.42 2017 49.00 2018 49.56 2019 50.24 2020 51.02
ETJ 136 5      2021 51.80 2022 52.60 2023 53.41 2024 54.24 2025 55.08
ETJ 136 6      2026 55.93 2027 56.79 2028 57.67 2029 58.56 2030 59.46
=====

```

```

===== ST LUCIE UNIT 2 =====
.      1      2      3      4      5      6      7
.23456789012345678901234567890123456789012345678901234567890123456789012
----- FUEL PARAMETERS-----
EFL 140  NUCL  NUC      1.000      -1      0.010      146
----- FUEL COST MULTIPLIERS-----
ETJ 146 1 2 1 30 2001 38.87 2002 39.92 2003 40.92 2004 42.11 2005 42.96
ETJ 146 2      2006 44.36 2007 43.16 2008 43.21 2009 44.64 2010 45.14
ETJ 146 3      2011 45.16 2012 46.48 2013 46.96 2014 47.86 2015 48.01
ETJ 146 4      2016 48.79 2017 49.00 2018 49.36 2019 50.00 2020 50.21
ETJ 146 5      2021 50.43 2022 50.64 2023 50.86 2024 51.07 2025 51.29
ETJ 146 6      2026 51.51 2027 51.73 2028 51.95 2029 52.17 2030 52.39
=====

```

```

===== SJRPP COAL PRICE =====
.      1      2      3      4      5      6      7
.23456789012345678901234567890123456789012345678901234567890123456789012
----- SJRPP DISTILLATE FUEL PARAMETERS-----
EFL 440  CSJR  TON      24.140      -1      1.00      446
EEF 440      1.0      1.0      1.0      1.0      1.0      10.0 0.00001
----- SJRPP DISTILLATE FUEL MULTIPLIERS-----
ETJ 446 1 2 1 30 2001 1.45 2002 1.51 2003 1.49 2004 1.51 2005 1.54
ETJ 446 2      2006 1.54 2007 1.56 2008 1.57 2009 1.59 2010 1.62
ETJ 446 3      2011 1.64 2012 1.67 2013 1.70 2014 1.73 2015 1.76
ETJ 446 4      2016 1.79 2017 1.82 2018 1.85 2019 1.88 2020 1.91
ETJ 446 5      2021 1.94 2022 1.98 2023 2.01 2024 2.05 2025 2.08
ETJ 446 6      2026 2.12 2027 2.16 2028 2.19 2029 2.23 2030 2.27
=====

```

00179

```

===== CEDAR BAY QF =====

```

. Updated per OZZIE IRP_DATA_QF_UPS_SJRPP_Capacity and Energy Projection
_Rev062001.xls (8/27/01)

| | 1 | 2 | 3 | 4 | 5 | 6 | 7 |
|---|--------|------|--------|------|------|------|--------------------------|
| 23456789012345678901234567890123456789012345678901234567890123456789012 | | | | | | | |
| ----- FUEL PARAMETERS----- | | | | | | | |
| EFL 500 | QCB | COG | 24.000 | -1 | 1.00 | 506 | |
| EEF 500 | | 1.0 | 1.0 | 1.0 | 1.0 | 1.0 | 10.0 0.00001 |
| ----- FUEL COST MULTIPLIERS----- | | | | | | | |
| ETJ 506 1 | 2 1 24 | 2001 | 1.69 | 2002 | 1.74 | 2003 | 1.73 2004 1.75 2005 1.79 |
| ETJ 506 2 | | 2006 | 1.79 | 2007 | 1.81 | 2008 | 1.82 2009 1.85 2010 1.88 |
| ETJ 506 3 | | 2011 | 1.91 | 2012 | 1.94 | 2013 | 1.97 2014 2.00 2015 2.04 |
| ETJ 506 4 | | 2016 | 2.07 | 2017 | 2.11 | 2018 | 2.14 2019 2.18 2020 2.21 |
| ETJ 506 5 | | 2021 | 2.25 | 2022 | 2.29 | 2023 | 2.33 2024 2.37 |

=====
Updated per OZZIE IRP_DATA_QF_UPS_SJRPP_Capacity and Energy Projection
_Rev062001.xls (8/27/01)

| | 1 | 2 | 3 | 4 | 5 | 6 | 7 |
|---|--------|------|--------|------|------|------|--------------------------|
| 23456789012345678901234567890123456789012345678901234567890123456789012 | | | | | | | |
| ----- FUEL PARAMETERS----- | | | | | | | |
| EFL 510 | QICL | COG | 24.000 | -1 | 1.00 | 516 | |
| EEF 510 | | 1.0 | 1.0 | 1.0 | 1.0 | 1.0 | 10.0 0.00001 |
| ----- FUEL COST MULTIPLIERS----- | | | | | | | |
| ETJ 516 1 | 2 1 25 | 2001 | 2.33 | 2002 | 2.36 | 2003 | 2.35 2004 2.37 2005 2.39 |
| ETJ 516 2 | | 2006 | 2.39 | 2007 | 2.40 | 2008 | 2.41 2009 2.43 2010 2.44 |
| ETJ 516 3 | | 2011 | 2.46 | 2012 | 2.48 | 2013 | 2.50 2014 2.52 2015 2.54 |
| ETJ 516 4 | | 2016 | 2.57 | 2017 | 2.59 | 2018 | 2.61 2019 2.63 2020 2.65 |
| ETJ 516 5 | | 2021 | 2.68 | 2022 | 2.70 | 2023 | 2.73 2024 2.75 2025 2.78 |

=====
Uses SJRPP Coal Price per Ozzie Lom IRP01 data

| | 1 | 2 | 3 | 4 | 5 | 6 | 7 |
|---|--------|------|--------|------|------|------|--------------------------|
| 23456789012345678901234567890123456789012345678901234567890123456789012 | | | | | | | |
| ----- FUEL PARAMETERS----- | | | | | | | |
| EFL 520 | QPB | COG | 24.000 | -1 | 1.00 | 576 | |
| EEF 520 | | 1.0 | 1.0 | 1.0 | 1.0 | 1.0 | 10.0 0.00001 |
| ----- FUEL COST MULTIPLIERS----- | | | | | | | |
| ETJ 576 1 | 2 1 10 | 2001 | 1.59 | 2002 | 1.64 | 2003 | 1.59 2004 1.61 2005 1.64 |
| ETJ 576 2 | | 2006 | 1.59 | 2007 | 1.61 | 2008 | 1.57 2009 1.60 2010 1.62 |

00180

=====
FLORIDA CRUSHSTONE

```

. Uses SJRPP Coal Price per Ozzie Lom IRP01 data
.   1       2       3       4       5       6       7
.2345678901234567890123456789012345678901234567890123456789012
----- FUEL PARAMETERS
EFL 540 QFCS COG      24.000      -1      1.00      546
EEF 540              1.0      1.0      1.0      1.0      1.0      10.0 0.00001
----- FUEL COST MULTIPLIERS
ETJ 546 1 2 1 5 2001  1.59 2002  1.64 2003  1.59 2004  1.61 2005  1.64
=====

```

```

===== BROWARD NORTH 1 =====
. Uses Big Bend Coal Price Per Ozzie Lom IRP01 data
.   1       2       3       4       5       6       7
.2345678901234567890123456789012345678901234567890123456789012
----- FUEL PARAMETERS-
EFL 550 QBN1 COG      24.000      -1      1.00      556
EEF 550              1.0      1.0      1.0      1.0      1.0      10.0 0.00001
----- FUEL COST MULTIPLIERS-
ETJ 556 1 2 1 10 2001  2.53 2002  2.68 2003  2.70 2004  2.81 2005  2.00
ETJ 556 2              2006  2.04 2007  2.09 2008  2.14 2009  2.19 2010  2.24
=====

```

```

===== BROWARD NORTH 2 =====
. Uses SJRPP Coal Price per Ozzie Lom IRP01 data
.   1       2       3       4       5       6       7
.2345678901234567890123456789012345678901234567890123456789012
----- FUEL PARAMETERS-
EFL 560 QBN2 COG      24.000      -1      1.00      566
EEF 560              1.0      1.0      1.0      1.0      1.0      10.0 0.00001
----- FUEL COST MULTIPLIERS-
ETJ 566 1 2 1 26 2001  1.59 2002  1.64 2003  1.59 2004  1.61 2005  1.64
ETJ 566 2              2006  1.59 2007  1.61 2008  1.57 2009  1.60 2010  1.62
ETJ 566 3              2011  1.65 2012  1.68 2013  1.70 2014  1.73 2015  1.76
ETJ 566 4              2016  1.79 2017  1.82 2018  1.85 2019  1.88 2020  1.92
ETJ 566 5              2021  1.95 2022  1.98 2023  2.01 2024  2.05 2025  2.08
ETJ 566 6              2026  2.12
=====

```

```

===== BROWARD SOUTH 1 =====
. Uses Big Bend Coal Price Per Ozzie Lom IRP01 data
.   1       2       3       4       5       6       7
.2345678901234567890123456789012345678901234567890123456789012
----- FUEL PARAMETERS-

```

```

EFL 570 QBS1 COG      24.000      -1      1.00   476
EEF 570          1.0    1.0    1.0    1.0    1.0  10.0  0.00001
----- FUEL COST MULTIPLIERS-----
ETJ 476 1 2 1 9 2001  2.53 2002  2.68 2003  2.70 2004  2.81 2005  2.00
ETJ 476 2          2006  2.04 2007  2.09 2008  2.14 2009  2.19
=====

```

```

----- BROWARD SOUTH 2 -----
. Uses SJRPP weighted average coal price
.   1         2         3         4         5         6         7
. 2345678901234567890123456789012345678901234567890123456789012
----- FUEL PARAMETERS-----
EFL 580 QBS2 COG      24.000      -1      1.00   586
EEF 580          1.0    1.0    1.0    1.0    1.0  10.0  0.00001
----- FUEL COST MULTIPLIERS-----
ETJ 586 1 2 1 26 2001  1.56 2002  1.58 2003  1.57 2004  1.59 2005  1.61
ETJ 586 2          2006  1.47 2007  1.49 2008  1.52 2009  1.59 2010  1.64
ETJ 586 3          2011  1.59 2012  1.61 2013  1.64 2014  1.59 2015  1.61
ETJ 586 4          2016  1.57 2017  1.60 2018  1.62 2019  1.65 2020  1.68
ETJ 586 5          2021  1.70 2022  1.73 2023  1.76 2024  1.79 2025  1.82
ETJ 586 6          2026  1.85
=====

```

```

----- BIO ENERGY -----
. Uses Big Bend Coal Price per Ozzie Lom IRP01 Data
.   1         2         3         4         5         6         7
. 2345678901234567890123456789012345678901234567890123456789012
----- FUEL PARAMETERS-----
EFL 590 QBIO COG      24.000      -1      1.00   596
EEF 590          1.0    1.0    1.0    1.0    1.0  10.0  0.00001
----- FUEL COST MULTIPLIERS-----
ETJ 596 1 2 1 4 2001  2.53 2002  2.68 2003  2.70 2004  2.81
=====

```

```

----- ROYSTER -----
. Uses SJRPP Coal Price per Ozzie Lom IRP01 Data
.   1         2         3         4         5         6         7
. 2345678901234567890123456789012345678901234567890123456789012
----- FUEL PARAMETERS-----
EFL 591 QROY COG      24.000      -1      1.00   597
----- FUEL COST MULTIPLIERS-----
ETJ 597 1 2 1 2 2001  1.59 2002  1.64
=====

```

===== SOUTHERN COMPANY (UPS) =====

| | 1 | 2 | 3 | 4 | 5 | 6 | 7 |
|---|------|------|--------|------|-------|------|---------------------|
| 23456789012345678901234567890123456789012345678901234567890123456789012 | | | | | | | |
| ----- FUEL PARAMETERS----- | | | | | | | |
| EFL 390 MIL TON | | | 23.000 | -1 | 1.000 | 396 | |
| EEF 390 | | 1.0 | 1.0 | 1.0 | 1.0 | 10.0 | 0.00001 |
| ----- FUEL COST MULTIPLIERS----- | | | | | | | |
| ETJ 396 1 2 1 10 2001 | 1.57 | 2002 | 1.62 | 2003 | 1.66 | 2004 | 1.64 2005 1.66 |
| ETJ 396 2 | 2006 | 1.69 | 2007 | 1.73 | 2008 | 1.77 | 2009 1.79 2010 1.80 |

===== ECONOMY =====

| | 1 | 2 | 3 | 4 | 5 | 6 | 7 |
|---|------|------|--------|------|------|------|---------------------|
| 23456789012345678901234567890123456789012345678901234567890123456789012 | | | | | | | |
| ----- FUEL PARAMETERS----- | | | | | | | |
| EFL 420 ECON TON | | | 23.000 | -1 | 1.00 | 426 | |
| EEF 420 | | 1.0 | 1.0 | 1.0 | 1.0 | 10.0 | 0.00001 |
| ----- FUEL COST MULTIPLIERS----- | | | | | | | |
| ETJ 426 1 2 1 30 2001 | 4.15 | 2002 | 4.15 | 2003 | 3.70 | 2004 | 3.70 2005 3.50 |
| ETJ 426 2 | 2006 | 3.40 | 2007 | 3.42 | 2008 | 3.44 | 2009 3.46 2010 3.48 |
| ETJ 426 3 | 2011 | 3.50 | 2012 | 3.52 | 2013 | 3.55 | 2014 3.57 2015 3.59 |
| ETJ 426 4 | 2016 | 3.62 | 2017 | 3.64 | 2018 | 3.66 | 2019 3.68 2020 3.71 |
| ETJ 426 5 | 2021 | 3.73 | 2022 | 3.75 | 2023 | 3.78 | 2024 3.81 2025 3.84 |
| ETJ 426 6 | 2026 | 3.87 | 2027 | 3.91 | 2028 | 3.95 | 2029 3.99 2030 4.04 |

===== SCHERER =====

| | 1 | 2 | 3 | 4 | 5 | 6 | 7 |
|---|------|------|--------|------|-------|------|---------------------|
| 23456789012345678901234567890123456789012345678901234567890123456789012 | | | | | | | |
| ----- FUEL PARAMETERS----- | | | | | | | |
| EFL 430 CSH4 TON | | | 19.110 | -1 | 1.000 | 436 | |
| EEF 430 | | 1.0 | 1.0 | 1.0 | 1.0 | 10.0 | 0.00001 |
| ----- FUEL COST MULTIPLIERS----- | | | | | | | |
| ETJ 436 1 2 1 30 2001 | 1.72 | 2002 | 1.78 | 2003 | 1.94 | 2004 | 1.65 2005 1.67 |
| ETJ 436 2 | 2006 | 1.69 | 2007 | 1.72 | 2008 | 1.72 | 2009 1.74 2010 1.77 |
| ETJ 436 3 | 2011 | 1.79 | 2012 | 1.82 | 2013 | 1.85 | 2014 1.88 2015 1.91 |
| ETJ 436 4 | 2016 | 1.94 | 2017 | 1.97 | 2018 | 2.01 | 2019 2.04 2020 2.07 |
| ETJ 436 5 | 2021 | 2.11 | 2022 | 2.14 | 2023 | 2.18 | 2024 2.21 2025 2.25 |
| ETJ 436 6 | 2026 | 2.29 | 2027 | 2.32 | 2028 | 2.36 | 2029 2.40 2030 2.44 |

===== Fuel for FC 11 and FC 38 =====

RFP - System Sales


```

.      1      2      3      4      5      6      7
.2345678901234567890123456789012345678901234567890123456789012
----- FUEL PARAMETERS-----
EFL 42 SALE SAL      1.000      -1      1.00  542
EEF 42      1.0      1.0      1.0      1.0      1.0  10.0 0.00001
----- FUEL COST MULTIPLIERS-----
ETJ 542 1 2 1 10 2001  2.50 2002  2.50 2003  2.50 2004  2.50 2005  2.50
ETJ 542 2      2006  2.50 2007  2.50 2008  2.50 2009  2.50 2010  2.50
=====

```

```

===== Fuel for FC 34, FC 35, FC 52 =====
. RFP - System Sales
.      1      2      3      4      5      6      7
.2345678901234567890123456789012345678901234567890123456789012
----- FUEL PARAMETERS-----
EFL 45 SALE SAL      1.000      -1      1.00  543
EEF 45      1.0      1.0      1.0      1.0      1.0  10.0 0.00001
----- FUEL COST MULTIPLIERS-----
ETJ 543 1 2 1 11 2001  2.50 2002  2.50 2003  2.298 2004  2.54 2005  2.595
ETJ 543 2      2006  2.651 2007  2.736 2008  2.834 2009  2.913 2010  2.997

```

ETJ 543 3 2011 2.994

=====
Fuel for PET Coke Option =====

1 2 3 4 5 6 7
2345678901234567890123456789012345678901234567890123456789012

----- FUEL PARAMETERS-----

EFL 50 COKE TON 23.000 -1 1.00 544
EEF 50 1.0 1.0 1.0 1.0 1.0 10.0 0.00001

----- FUEL COST MULTIPLIERS-----

ETJ 544 1 2 1 30 2001 0.83 2002 0.79 2003 0.78 2004 0.76 2005 0.76
ETJ 544 2 2006 0.76 2007 0.77 2008 0.77 2009 0.78 2010 0.79
ETJ 544 3 2011 0.80 2012 0.81 2013 0.83 2014 0.84 2015 0.86
ETJ 544 4 2016 0.87 2017 0.88 2018 0.90 2019 0.92 2020 0.94
ETJ 544 5 2021 0.96 2022 0.98 2023 1.00 2024 1.02 2025 1.04
ETJ 544 6 2026 1.06 2027 1.09 2028 1.11 2029 1.13 2030 1.16

=====
CPI AND COMPENSATION ESCALATION FORECAST
MULTIPLIERS WERE OBTAINED FROM FINANCE 4/01 EDM
=====

1 2 3 4 5 6 7
2345678901234567890123456789012345678901234567890123456789012

----- FIXED O&M Multipliers(BASED ON COMPENSATION)-----

ETJ 10 1 2 1 30 2001 1.000 20021.0385 20031.0841 20041.1257 20051.1644
ETJ 10 2 20061.2041 20071.2477 20081.2955 20091.3477 20101.4048
ETJ 10 3 20111.4673 20121.5327 20131.6009 20141.6721 20151.7466
ETJ 10 4 20161.8243 20171.9054 20181.9902 20192.0788 20202.1714
ETJ 10 5 20212.2680 20222.3692 20232.4748 20242.5852 20252.7005
ETJ 10 6 20262.8209 20272.9467 20283.0781 20293.2154 20303.3587

----- VARIABLE O&M Multipliers(BASED ON CPI)-----

ETJ 11 1 2 1 30 2001 1.000 20021.0249 20031.0535 20041.0831 20051.1128
ETJ 11 2 20061.1417 20071.1712 20081.2012 20091.2317 20101.2627
ETJ 11 3 20111.2943 20121.3266 20131.3598 20141.3938 20151.4287
ETJ 11 4 20161.4644 20171.5010 20181.5385 20191.5770 20201.6164
ETJ 11 5 20211.6568 20221.6982 20231.7407 20241.7842 20251.8288
ETJ 11 6 20261.8745 20271.9214 20281.9694 20292.0186 20302.0691

EZT TAX DEPRECIATION TABLE

-----DEPRECIATION PERCENTAGES FOR YEARS-----

00185

| YR | 1 | 2 | 3 | 4 | 5 | 6 | 7 | 8 | 9 | 10 |
|-------------|------|------|------|------|------|------|------|------|------|------|
| EZT 001 121 | 3.75 | 7.22 | 6.68 | 6.18 | 5.71 | 5.29 | 4.89 | 4.52 | 4.46 | 4.46 |
| EZT 001 2 | 4.46 | 4.46 | 4.46 | 4.46 | 4.46 | 4.46 | 4.46 | 4.46 | 4.46 | 4.46 |
| EZT 001 3 | 2.23 | | | | | | | | | |

=====
 EZX NON-EGEAS ASSETS ORIGINAL 8-3-95
 =====

---UPDATE---

| YEAR | BOOK DEPREC. | RATE BASE | CWIP BALANCE | OPERATING COST | OTHER REVENUES |
|-------------|--------------|-----------|--------------|----------------|----------------|
| EZX 1 2001 | | | | 6260000.0 | |
| EZX 2 2002 | | | | 6385000.0 | |
| EZX 3 2003 | | | | 6512000.0 | |
| EZX 4 2004 | | | | 6643000.0 | |
| EZX 5 2005 | | | | 6776000.0 | |
| EZX 6 2006 | | | | 6911000.0 | |
| EZX 7 2007 | | | | 7049000.0 | |
| EZX 8 2008 | | | | 7190000.0 | |
| EZX 9 2009 | | | | 7334000.0 | |
| EZX 10 2010 | | | | 7481000.0 | |
| EZX 11 2011 | | | | 7630000.0 | |
| EZX 12 2012 | | | | 7783000.0 | |
| EZX 13 2013 | | | | 7939000.0 | |
| EZX 14 2014 | | | | 8097000.0 | |
| EZX 15 2015 | | | | 8259000.0 | |
| EZX 16 2016 | | | | 8425000.0 | |
| EZX 17 2017 | | | | 8593000.0 | |
| EZX 18 2018 | | | | 8765000.0 | |
| EZX 19 2019 | | | | 8940000.0 | |
| EZX 20 2020 | | | | 9119000.0 | |
| EZX 21 2021 | | | | 9301000.0 | |
| EZX 22 2022 | | | | 9487000.0 | |
| EZX 23 2023 | | | | 9677000.0 | |
| EZX 24 2024 | | | | 9871000.0 | |
| EZX 25 2025 | | | | 10068000.0 | |
| EZX 26 2026 | | | | 10269000.0 | |
| EZX 27 2027 | | | | 10475000.0 | |
| EZX 28 2028 | | | | 10684000.0 | |
| EZX 29 2029 | | | | 10898000.0 | |
| EZX 30 2030 | | | | 11116000.0 | |

00186

```

=====
.  EZZ  COST ANALYSIS PARAMETERS
-----
.
.          LINE  WORKING
.         YEAR LOSS  CAPITAL
.         -----
EZZ  1  2001  6.75
.
=====
.  DSM FROM "DSM MW BY MONTH FOR IRP2001
-----
.
.          1          2          3          4          5          6          7          8
. 234567890123456789012345678901234567890123456789012345678901234567890
.
. ALL DSM NUMBERS ARE BASED AT THE GENERATOR. BASE NUMBER IS AUGUST NUMBER.
EBPA 1  DSM-LC          DHYD  E  DSM          1996 99 99
EBPB 1  100.00          000000  1.0000
EBPC 1          100.00
EBPD 1          21          22          24
... FOM
ETJ  21 1 2 1 30 2001 00.00 2002 00.00 2003 00.00 2004 00.00 2005 00.00
ETJ  21 2          2006 00.00 2007 00.00 2008 00.00 2009 00.00 2010 00.00
ETJ  21 3          2011 00.00 2012 00.00 2013 00.00 2014 00.00 2015 00.00
ETJ  21 4          2016 00.00 2017 00.00 2018 00.00 2019 00.00 2020 00.00
ETJ  21 5          2021 00.00 2022 00.00 2023 00.00 2024 00.00 2025 00.00
ETJ  21 6          2026 00.00 2027 00.00 2028 00.00 2029 00.00 2030 00.00
... ENERGY
ETJ  22 1 2 1 30 2001 19.00 2002 33.00 2003 25.00 2004 12.00 2005 23.00
ETJ  22 2          2006 31.00 2007 56.00 2008 57.00 2009 57.00 2010 58.00
ETJ  22 3          2011 58.00 2012 58.00 2013 58.00 2014 58.00 2015 58.00
ETJ  22 4          2016 58.00 2017 58.00 2018 58.00 2019 58.00 2020 58.00
ETJ  22 5          2021 58.00 2022 58.00 2023 58.00 2024 58.00 2025 58.00
ETJ  22 6          2026 58.00 2027 58.00 2028 58.00 2029 58.00 2030 58.00
... RATED CAPACITY
ETJ  24 1 2 1 30 2001 12.66 2002 12.92 2003 13.08 2004 13.24 2005 13.40
ETJ  24 2          2006 13.54 2007 13.67 2008 13.80 2009 13.90 2010 13.90
ETJ  24 3          2011 13.92 2012 13.92 2013 13.92 2014 13.92 2015 13.92
ETJ  24 4          2016 13.92 2017 13.92 2018 13.92 2019 13.92 2020 13.92
ETJ  24 5          2021 13.92 2022 13.92 2023 13.92 2024 13.92 2025 13.92
ETJ  24 6          2026 13.92 2027 13.92 2028 13.92 2029 13.92 2030 13.92
=====
.
.          1          2          3          4          5          6          7          8
. 234567890123456789012345678901234567890123456789012345678901234567890
=====

```

00187

```

EBPA 2 DSM-CONS          DHYD  E DSM          1996 99 99
EBPB 2 10.000            000000          100.00
EBPC 2                    100.00
EBPD 2      31          32          34

```

```

... RATED CAPACITY
ETJ 34 1 2 1 30 2001 6.20 2002 12.20 2003 18.30 2004 24.60 2005 31.00
ETJ 34 2          2006 37.50 2007 44.00 2008 50.60 2009 57.20 2010 59.50
ETJ 34 3          2011 59.50 2012 59.50 2013 59.50 2014 59.50 2015 59.50
ETJ 34 4          2016 59.50 2017 59.50 2018 59.50 2019 59.50 2020 59.50
ETJ 34 5          2021 59.50 2022 59.50 2023 59.50 2024 59.50 2025 59.50
ETJ 34 6          2026 59.50 2027 59.50 2028 59.50 2029 59.50 2030 59.50

```

```

... ENERGY
ETJ 32 1 2 1 30 2001 .9100 2002 2.320 2003 3.510 2004 4.730 2005 5.960
ETJ 32 2          2006 7.240 2007 8.540 2008 9.830 2009 11.13 2010 12.44
ETJ 32 3          2011 12.44 2012 12.44 2013 12.44 2014 12.44 2015 12.44
ETJ 32 4          2016 12.44 2017 12.44 2018 12.44 2019 12.44 2020 12.44
ETJ 32 5          2021 12.44 2022 12.44 2023 12.44 2024 12.44 2025 12.44
ETJ 32 6          2026 12.44 2027 12.44 2028 12.44 2029 12.44 2030 12.44

```

```

... FOM
ETJ 31 1 2 1 30 2001 00.00 2002 00.00 2003 00.00 2004 00.00 2005 00.00
ETJ 31 2          2006 00.00 2007 00.00 2008 00.00 2009 00.00 2010 00.00
ETJ 31 3          2011 00.00 2012 00.00 2013 00.00 2014 00.00 2015 00.00
ETJ 31 4          2016 00.00 2017 00.00 2018 00.00 2019 00.00 2020 00.00
ETJ 31 5          2021 00.00 2022 00.00 2023 00.00 2024 00.00 2025 00.00
ETJ 31 6          2026 00.00 2027 00.00 2028 00.00 2029 00.00 2030 00.00

```

```

=====
.
.
*****
*****

```

```

***** END OF EDIT INPUT *****

```

```

/*
//*****
//*** ENTER CANAL INPUT BELOW
//*****
//CANAL.FT05F001 DD *

```

```

***
*** 2001 IRP EGEAS CANAL INPUT
***
***
*
*      1      2      3      4      5      6      7
*2345678901234567890123456789012345678901234567890123456789012
*

```

```

* -----
* CCC CONTROL RECORD
* -----
*
* C M E P

```

```

*          RUN          T I R R
*          NO.          L R R M          DESCRIPTIVE INFORMATION
*          ++++          - + - +          -----
CCC          1          1 1 3 1          IRP-2001 RFP BASE CASE
*
* -----
* CFF  FILE IDENTIFICATION
* -----
*          EGEAS DATA BASE
*          NAME          V U
*          -----++++
CFF          FPL          0000
*
* -----
* CYR  STUDY PERIOD
* -----
*          1ST LAST EXT
*          ---- ++++ ---
CYR          2001 2030  0
*
* -----
* CSB  SUBPERIOD DETAIL
* -----
*          S  S --SUBYEAR TO WHICH EACH--
*          E S Y  SEGMENT IS ASSIGNED
*          YEAR G W R 1 2 3 4 5 6 7 8 9 0 1 2 3
*          ---- + - + - + - + - + - + - + - + -
CSB  1  2001 0 0
*
* -----
* CAS  SELECTED ALTERNATIVES
* -----
*          #          E A L E A L E A L E A L E A L E A L E A L E A L E A L
*          ++          -+++ -+++ -+++ -+++ -+++ -+++ -+++ -+++ -+++ -+++
. CAS RECORD for DP run.
CAS          1 19          1  2  3  4  5  6  7  8  9 10
CAS          2          11 12 13 14 15 16 17 18 19
*
. CAS RECORD FOR Ranking Runs.
.CAS          1 8          1  2  3  4  5  6  7  8
. CAS RECORD FOR DUCT FIRED OPTIONS.
.CAS          1 5          1  2  3  4  5
*
*          R R U L S M N B  O B X T          S T R L O S U C P R
*          E E N D U N D L  B A T R M A X M A X U U U O U U N A L S
*          S L S C B T T K  J K R V F E S R E T P N N G T B T P N T
*          - + + - + - + - - + + + + + - - + - + - + - + + - +

```

* CDP 1 002 0 1 0 1 1 0 0 0 0 0-2 1 0 1 0 1 1100 0

* -----
* CRO RELIABILITY CALCULATION OPTIONS
* -----

*** DO NOT DERATE FOR MAINT IF USING RM CRITERIA.
*** DO DERATE FOR MAINT IF USING LOLP CRITERIA.

* RM LOLP
* C M C M
* + - + -
* CRO 0 0 0 0 MAINTENANCE IS NOT CONSIDERED

* -----
* CRL SYSTEM RELIABILITY CONSTRAINTS
* -----

*** TO OFFSET ROUNDING OF REPORTED RM, REDUCE IT IN THE
* -RES. MARG.- MAX. MAX. --SPIN- MIN.
*

```

*          YEAR MIN.  MAX.    LOLH  EUE  O  REQ. LOLH
*          -----+-----  +-----+-----  +-----+-----
*
*

```

*** New values

.Reserve Margin values prior to need year are rounded

| | | | | | |
|-----|----|------|-------|-------|------|
| CRL | 1 | 2001 | 15.90 | 30.00 | 0.25 |
| CRL | 2 | 2002 | 21.10 | 30.00 | 0.25 |
| CRL | 3 | 2003 | 23.00 | 30.00 | 0.25 |
| CRL | 4 | 2004 | 20.50 | 30.00 | 0.25 |
| CRL | 5 | 2005 | 19.99 | 30.00 | 0.25 |
| CRL | 6 | 2006 | 20.00 | 30.00 | 0.25 |
| CRL | 7 | 2007 | 19.99 | 30.00 | 0.25 |
| CRL | 8 | 2008 | 19.98 | 30.00 | 0.25 |
| CRL | 9 | 2009 | 19.98 | 30.00 | 0.25 |
| CRL | 10 | 2010 | 19.97 | 30.00 | 0.25 |
| CRL | 11 | 2011 | 19.97 | 30.00 | 0.25 |
| CRL | 12 | 2012 | 19.97 | 30.00 | 0.25 |
| CRL | 13 | 2013 | 19.97 | 30.00 | 0.25 |
| CRL | 14 | 2014 | 19.96 | 30.00 | 0.25 |
| CRL | 15 | 2015 | 19.97 | 30.00 | 0.25 |
| CRL | 16 | 2016 | 19.96 | 30.00 | 0.25 |
| CRL | 17 | 2017 | 19.96 | 30.00 | 0.25 |
| CRL | 18 | 2018 | 19.97 | 30.00 | 0.25 |
| CRL | 19 | 2019 | 19.95 | 30.00 | 0.25 |
| CRL | 20 | 2020 | 19.96 | 30.00 | 0.25 |
| CRL | 21 | 2021 | 5.00 | 30.00 | 0.25 |

. CMX MUTUALLY EXCLUSIVE CONSTRAINTS (NO MUTUALLY EXCLUSIVE CONSTRAINTS)

.23456789012345678901234567890123456789012345678901234567890

.Examples of CMX records.

| | | | | | |
|-----|----|---|---|----|----|
| CMX | 1 | 1 | 2 | 2 | 3 |
| CMX | 2 | 1 | 2 | 4 | 5 |
| CMX | 3 | 1 | 2 | 6 | 7 |
| CMX | 4 | 1 | 2 | 8 | 9 |
| CMX | 5 | 1 | 2 | 10 | 11 |
| CMX | 6 | 1 | 2 | 13 | 15 |
| CMX | 7 | 1 | 2 | 12 | 14 |
| CMX | 8 | 1 | 2 | 6 | 10 |
| CMX | 9 | 1 | 2 | 6 | 11 |
| CMX | 10 | 1 | 2 | 7 | 11 |
| CMX | 11 | 1 | 2 | 7 | 10 |

*

* CAI ALTERNATIVE INSTALLATION CONSTRAINTS

```

* -----
*      SEQ YEAR      LOW UP  LOW UP  LOW UP  LOW UP  LOW UP
*      --  ++++      -----++++-----++++-----++++-----++++
. CAI RECORDS FOR DP RUN
CAI  1 1 2005      1.0      1.0      1.0      1.0      1.0
CAI  1 2 2005      1.0      1.0      1.0      1.0      1.0
CAI  1 3 2005      1.0      1.0      1.0      1.0      1.0
CAI  1 4 2005      1.0      1.0      3.0      20.0
CAI  2 1 2006      1.0      1.0      1.0      1.0      1.0
CAI  2 2 2006      1.0      1.0      1.0      1.0      1.0
CAI  2 3 2006      1.0      1.0      1.0      1.0      1.0
CAI  2 4 2006      1.0      1.0      3.0      20.0

```

```

* -----
. CAI RECORDS for ranking runs
. CAI RECORDS FOR 2005 IN-SERVICE.
CAI  1 1 2005      1.0      1.0      1.0      1.0
CAI  2 1 2006      1.0      1.0      1.0      5.0
. CAI RECORDS FOR 2006 IN-SERVICE.
CAI  1 1 2005      1.0      1.0      1.0      5.0
CAI  2 1 2006      1.0      0.0      0.0      2.0
CAI  3 1 2007      1.0      1.0      1.0      5.0
. CAI RECORDS FOR 2005 IN-SERVICE DUCT FIRED OPTIONS.
CAI  1 1 2005      1.0      1.0      1.0      1.0      1.0
CAI  2 1 2006      1.0      1.0      1.0      5.0      1.0
. CAI RECORDS FOR 2006 IN-SERVICE DUCT FIRED OPTIONS.
CAI  1 1 2005      1.0      1.0      1.0      5.0      1.0
CAI  2 1 2006      1.0      0.0      0.0      2.0      1.0
CAI  3 1 2007      1.0      1.0      1.0      5.0      1.0

```

* CAL ALTERNATIVE LIMITATIONS

```

* -----
*      YEAR      1  2  3  4  5  6  7  8  9  10
*      ++++      -----++++-----++++-----++++-----++++
. CAL RECORDS FOR DP RUN
CAL  1 1 2005      1.0      1.0      1.0      1.0      1.0
CAL  1 2 2005      1.0      1.0      1.0      1.0      1.0
CAL  1 3 2005      1.0      1.0      1.0      1.0      1.0
CAL  1 4 2005      1.0      1.0      10.0     30.0     1.0
CAL  2 1 2006      1.0      1.0      1.0      1.0      1.0
CAL  2 2 2006      1.0      1.0      1.0      1.0      1.0
CAL  2 3 2006      1.0      1.0      1.0      1.0      1.0
CAL  2 4 2006      1.0      1.0      10.0     30.0     1.0

```

```

-----
. CAL RECORDS used for ranking
.CAL  1 1 2005      1.0      1.0      1.0      1.0
.CAL  2 1 2006      1.0     10.0     20.0     50.0
. CAL RECORDS FOR DUCT FIRED OPTIONS.
.CAL  1 1 2005      1.0      1.0      1.0      1.0      1.0
.CAL  2 1 2006      1.0     10.0     20.0     50.0      1.0
.
*-----*
*  END  D Y N A M I C  P R O G R A M M I N G  O P T I O N S
*-----*
*
*-----*
*  BEGIN  P A T H W A Y  O P T I O N S
*-----*
*
*-----*
* CPW  PATHWAY OPTIONS
*-----*
*
*          -PLANS-  --INCR--
*          F L      S M M N B      L S U C  1  L--COST---
*          R D      U N N D L      O U N A  S  S O S    R O
*          C C      B T L T K      G B T  P  T  T P P  P R M A  U
*          - +      - + - +      + - +  -++++-----+++++ +
.CPW      0 2      0      0      0 0 1  1  0
*
*-----*
* .CRO  RELIABILITY.CALCULATION OPTIONS
*-----*
*** DO NOT DERATE FOR MAINT IF USING RM.CRITERIA.
*** DO DERATE FOR MAINT IF USING LOLP.CRITERIA.
*
*          RM  LOLP
*          .C M.C M
*          + - + -
.CRO      0 0 0 0      MAINTENANCE IS NOT.CONSIDERED
*
*-----*
* .CAM  ALTERNATIVE.CAPACITY MULTIPLIERS
*-----*
*          YEAR      1      2      3      4      5      6      7      8      9      10
*          +----+      +-----+-----+-----+-----+-----+
*
*-----*
.CAM      1 1 2001
.CAM      2 1 2002

```

```

*
.CAM 3 1 2003
.CAM 4 1 2004
.CAM 5 1 2005
.CAM 6 1 2006
.CAM 7 1 2007
*
.CAM 8 1 2008
.CAM 9 1 2009
.CAM 10 1 2010
.CAM 11 1 2011
.CAM 12 1 2012
*
.CAM 13 1 2013
.CAM 14 1 2014
.CAM 15 1 2015
.CAM 16 1 2016
.CAM 17 1 2017
.CAM 18 1 2018
.CAM 19 1 2019
.CAM 20 1 2020

```

```

=====
END PATHWAY OPTIONS
=====

```

```

ENVIRONMENTAL EMISSIONS MODELING
=====

```

```

CEC 01
CEC 02 3 1 100 1 1 1 3
/CEC 02 0 1 100 1 1 1 3

```

```

*
* -----
* CMS MUST-RUN / SPINNING RESERVE / FUEL OPTIONS
* -----

```

```

* M D M -SPINNING RESERVE- --- FUEL ----
* U U O D M M B I P M M M I N M M
* S M D O O U A N E M A X . A I T P I A
* T P F D S S T K P C T . X N N X
* - + - - + - + - +-----+ - +---+ -
CMS 1 1 0 1 0 2

```

00194

* CZO COST ANALYSIS MODELING OPTIONS

| | INTEREST | ASSET | - RATE- | NUM PLANS |
|-----|----------|--------|----------|-----------|
| CZO | ++ - + | -- + - | ++ - + - | 1 |

* CZB COST CONSTRAINT BOUNDS

| | INTEREST | ASSET | RATE |
|-------------|-------------|---------|-------------|
| .CZB 1 1999 | 99.99 99.99 | 1.0 1.0 | 99.99 99.99 |

***** END OF CANAL INPUT *****

```

/* 00002218
//***** 00002219
//*** ENTER REPORT INPUT BELOW 00002220
//***** 00002221
//REPORT.FT05F001 DD * 00002222

```

*** 2001 IRP EGEAS REPORT

1 2 3 4 5 6 7
*23456789012345678901234567890123456789012345678901234567890123456789012

* RCC CONTROL RECORD

| | S U C | C M E S | F | DESCRIPTIVE INFORMATION |
|-----|-------|---------|---|-------------------------|
| RCC | 0 1 1 | 1 1 3 1 | 0 | IRP01 EGEAS BASECASE |

* RFF INPUT FILES

| | NAME | V U RUN |
|-----|------|---------|
| RFF | FPL | 0000 1 |

* RRA PLAN SELECTION

```

*          PLANS C O   C E M
*          DR  1  L P M   S N O          --AREAS TO INCLUDE--
*          -+++----+ -   + - +          -+++++-----+
RRA        1  1  1 0 1                   1
.RRA       1  1  1 1 1                   1

```

```

* -----
* RRB  TIME PERIODS
* -----

```

```

•          --YEARS-- -SG- -SW-
*          1ST LAST  1 L 1 L
*          ----  +---- -+++ - +
RRB        2001 2030  112 1 3

```

```

* -----
* RRC  REPORT SELECTION
* -----

```

```

.          -PROD- MNT -STORAGE-- -FL EM-   -ECON INT- -COST-
.          S S S UOBRRSU OSPD -PJ-   SU CSU   STU CUT  UCTCA
.          Y U YAFNRLEEYN PWRs C 1 L   YN AYN   YIN OFF  NOOOS
.          S M SRLTDKLSST RKDP E 1 L   ST PST   SET  PCT. TNTVT

```

```

.      - + -+-----+ -+-- -+---  +- +-+  -+-----+ -+---
.RRC      3 2 11112 11 1    0      1 1 1      311
.UNIT EMISSION REPORT OPTION IS TURNED ON
.RRC      3 2 11112 31 1    0      1 1      311
.RRC      3 2 1 112 31    0      1 1      311
.FULL OUTPUT
.RRC      3 2 1 12 31    0      1 1      311
.FUEL AND RELIABILITY REPORTS
.RRC      3 2 111 31      11
.EMISSION REPORTS
.RRC      3 1 1 3      1
.CAPACITIES AND RESERVE MARGIN REPORTS
.RRC      3 2 1 31 1
.CAPITAL AND REVENUE REQUIREMENT REPORTS
.RRC      3 2 31      311
.PRODUCTION REPORT FOR ALL SYSTEMS DEFINED
.RRC      5 111 1
.ANNUAL PRODUCTION COSTS, RELIABILITY, EMISSIONS AND TOTAL COST REPORTS
.RRC      3 2 1 11 11    1      311
.ANNUAL SYSTEM, RELIABILITY, TOTAL COST REPORTS
.RRC      3 2 1      1
.
***** END OF REPORT INPUT *****
/*
//

```