



Florida Power
A Progress Energy Company

JAMES A. MCGEE

April 29, 2002

Ms. Blanco S. Bayo, Director
Division of Records and Reporting
Florida Public Service Commission
2540 Shumard Oak Blvd.
Tallahassee, Florida 32399-0850

Re: Docket No. 020001-EI

Dear Ms. Bayo:

Enclosed for filing are ten (10) copies of Florida Power Corporation's FPSC 423 Forms for the month of February 2002. Forms 423-1A, 423-2, 423-2A, 423-2B, and 423-2C contained in this filing have been edited to delete certain confidential information. Florida Power's Request for Specified Confidential Treatment, which includes an unedited copy of the 423 Forms, has been submitted for filing this date under separate cover.

Please acknowledge your receipt and filing of the above on the enclosed copy of this letter and return same to me.

Very truly yours,

James A. McGee

JAM:scc
Enclosures
cc: Parties of record

CERTIFICATE OF SERVICE

Docket No. 020001-EI

I HEREBY CERTIFY that a true copy of Florida Power Corporation's 423 Forms for the month of February 2002 have been furnished to the following individuals by regular U.S. Mail this 29th day of April 2002.

John Butler
Steel Hector & Davis
200 S. Biscayne Blvd.
Suite 4000
Miami, FL 33131

Stephen C. Burgess, Esquire
Office of the Public Counsel
111 West Madison Street
Room 812
Tallahassee, FL 32399-1400

Jeffrey A. Stone, Esquire
Russell A. Badders, Esquire
Beggs and Lane
P. O. Box 12950
Pensacola, FL 32576-2950


Joseph A. McGlothlin, Esquire
Vicki Gordon Kaufman, Esquire
McWhirter, Reeves, McGlothlin,
Davidson, Decker, Kaufman,
Arnold & Steen, P.A.
117 S. Gadsden Street
Tallahassee, FL 32301

Lee L. Willis, Esquire
James D. Beasley, Esquire
Ausley & McMullen
P. O. Box 391
Tallahassee, FL 32302

John McWhirter, Jr.
McWhirter, Reeves, McGlothlin,
Davidson, Decker, Kaufman,
Arnold & Steen, P.A.
400 North Tampa Street
Suite 2450
Tampa, FL 33601

Wm. Cochran Keating, IV
Staff Counsel
Florida Public Service Commission
2540 Shumard Oak Boulevard
Tallahassee, FL 32399-0850

Norman Horton, Jr., Esquire
Messer, Caparello & Self
P. O. Box 1876
Tallahassee, FL 32302



FPSC FORM 423-1

MONTHLY REPORT OF COST AND QUALITY OF FUEL OIL FOR ELECTRIC PLANTS
ORIGIN, VOLUME, DELIVERED PRICE AND AS RECEIVED QUALITY

1. REPORTING MONTH: Feb-02

2. REPORTING COMPANY: FLORIDA POWER CORPORATION

3. NAME, TITLE & TELEPHONE NUMBER OF CONTACT PERSON CONCERNING DATA
SUBMITTED ON THIS FORM: JIMMY L. WILSON, PROJECT ANALYST (919) 546-2132

4. SIGNATURE OF OFFICIAL SUBMITTING REPORT: *Melanie S Adams for P. Murphy*
PAM MURPHY, DIRECTOR, GAS & OIL TRADING

5. DATE COMPLETED: 04/24/02

LINE NO. (a)	PLANT NAME (b)	SUPPLIER NAME (c)	SHIPPING POINT (d)	PURCHASE TYPE (e)	DELIVERY LOCATION (f)	DELIVERY DATE (g)	TYPE OIL (h)	SULFUR CONTENT (%) (i)	BTU CONTENT (Btu/gal) (j)	VOLUME (Bbls) (k)	DELIVERED PRICE (\$/Bbl) (l)
1	ANCLOTE	BP OIL COMPANY	TAMPA, FL	MTC	FOB PLANT	02/02	F02	0.48	138,910	714	\$27.9211
2	AVON PARK PEAKERS	NO DELIVERIES									
3	BARTOW PEAKERS	NO DELIVERIES									
4	BARTOW	NO DELIVERIES									
5	BARTOW SOUTH FUEL TERMINAL	RIO ENERGY INTERNATIONAL INC.	HOUSTON, TX	MTC	FOB TERMINAL	02/02	F06	1.25	157,047	233,276	\$15.7230
6	BARTOW SOUTH FUEL TERMINAL	NO DELIVERIES									
7	BARTOW SOUTH FUEL TERMINAL	NO DELIVERIES									
8	BARTOW NORTH FUEL TERMINAL	NO DELIVERIES									
9	BARTOW FUEL TERMINAL - UT 4	NO DELIVERIES									
10	BAYBORO PEAKERS	NO DELIVERIES									
11	CRYSTAL RIVER NORTH	BP OIL COMPANY	TAMPA, FL	MTC	FOB PLANT	02/02	F02	0.48	138,897	7,695	\$28.8803
12	CRYSTAL RIVER SOUTH	BP OIL COMPANY	TAMPA, FL	MTC	FOB PLANT	02/02	F02	0.48	138,910	892	\$28.7093
13	CRYSTAL RIVER NUCLEAR PLANT	NO DELIVERIES									
14	DEBARY PEAKERS	NO DELIVERIES									
15	DEBARY PEAKERS	NO DELIVERIES									
16	HIGGINS PEAKERS	NO DELIVERIES									
17	HINES ENERGY COMPLEX	NO DELIVERIES									
18	INTERCESSION CITY PEAKERS	BP OIL COMPANY	TAFT, FL	MTC	FOB PLANT	02/02	F02	0.11	137,780	69,617	\$27.7590

**MONTHLY REPORT OF COST AND QUALITY OF COAL FOR ELECTRIC PLANTS
ORIGIN, TONNAGE, DELIVERED PRICE AND AS RECEIVED QUALITY**


1. Report for: Mo. February 2002

2. Reporting Company: Florida Power Corporation

3. Plant Name: Transfer Facility - IMT

4. Name, Title and Telephone Number of Contact Person Concerning Data Submitted on this Form
Delmar J. Clark Jr., Business Analyst
(727) 824-6616

5. Signature of Official Submitting Report


Delmar J. Clark Jr., Business Analyst

6. Date Completed: April 15, 2002


Line No.	Supplier Name	Mine Location	Purchase Type	Transportation Mode	Tons	Effective Purchase Price (\$/Ton)	Total Transportation Cost (\$/Ton)	F.O.B. Plant Price (\$/Ton)	As Received Coal Quality			
									Percent Sulfur (%)	Btu Content (Btu/lb)	Percent Ash (%)	Percent Moisture (%)
(a)	(b)	(c)	(d)	(e)	(f)	(g)	(h)	(i)	(j)	(k)	(l)	(m)
1	Pen Coal Company	08 , Wv , 99	LTC	B	7,106			\$49.59	0.66	12,365	9.86	6.49
2	Black Hawk Synfuel, LLC	08 , Wv , 39	S	B	19,542			\$66.91	0.66	12,321	11.10	7.17
3	Black Hawk Synfuel, LLC	08 , Wv , 39	S	B	19,560			\$64.12	0.67	12,436	10.61	7.02
4	Black Hawk Synfuel, LLC	08 , Wv , 39	S	B	39,509			\$56.22	0.64	12,379	10.50	7.54
5	New River Synfuel, LLC	08 , Wv , 39	S	B	46,696			\$39.85	0.66	12,363	10.94	7.09
6	Kanawha River Terminals	08 , Wv , 39	S	B	35,685			\$60.17	0.65	12,912	7.51	7.35

**MONTHLY REPORT OF COST AND QUALITY OF COAL FOR ELECTRIC PLANTS
ORIGIN, TONNAGE, DELIVERED PRICE AND AS RECEIVED QUALITY**

- 1. Report for: Mo. February 2002
- 2. Reporting Company: Florida Power Corporation
- 3. Plant Name: Crystal River 1 & 2

4. Name, Title and Telephone Number of Contact
Person Concerning Data Submitted on this Form
Delmar J. Clark Jr., Business Analyst
(727) 824-6616

5. Signature of Official Submitting Report


Delmar J. Clark Jr., Business Analyst


6. Date Completed: April 15, 2002

Line No.	Supplier Name	Mine Location	Purchase Type	Transportation Mode	Tons	Effective Purchase Price (\$/Ton)	Total Transportation Cost (\$/Ton)	F.O.B. Plant Price (\$/Ton)	As Received Coal Quality			
									Percent Sulfur (%)	Btu Content (Btu/lb)	Percent Ash (%)	Percent Moisture (%)
(a)	(b)	(c)	(d)	(e)	(f)	(g)	(h)	(i)	(j)	(k)	(l)	(m)
1	AEI Coal Sales Co., Inc.	08 , Ky , 193	LTC	UR	19,207			\$44.35	0.91	11,989	12.01	6.64
2	Consolidated Coal Sales	08 , Ky , 119	MTC	UR	28,983			\$56.66	1.07	12,710	8.68	6.23
3	Consolidated Coal Sales	08 , Ky , 133	MTC	UR	39,417			\$56.24	1.18	12,625	8.80	6.78
4	Dynegy Marketing & Trade	08 , Ky , 195	S	UR	9,265			\$63.41	0.97	12,572	11.33	5.09
5	Massey Coal Sales Company, Inc.	08 , Ky , 195	MTC	UR	29,658			\$43.36	1.20	12,958	7.29	5.70
6	Quaker Coal Company, Inc.	08 , Ky , 195	MTC	UR	9,516			\$56.78	1.12	12,702	10.12	5.48
7	Transfer Facility	N/A	N/A	OB	N/A			N/A	N/A	N/A	N/A	N/A

**MONTHLY REPORT OF COST AND QUALITY OF COAL FOR ELECTRIC PLANTS
ORIGIN, TONNAGE, DELIVERED PRICE AND AS RECEIVED QUALITY**

- 1. Report for: Mo. February 2002
- 2. Reporting Company: Florida Power Corporation
- 3. Plant Name: Crystal River 4 & 5

4. Name, Title and Telephone Number of Contact
 Person Concerning Data Submitted on this Form
 Delmar J. Clark Jr., Business Analyst
 (727) 824-6616

5. Signature of Official Submitting Report

 Delmar J. Clark Jr., Business Analyst

6. Date Completed: April 15, 2002

Line No.	Supplier Name	Mine Location	Purchase Type	Transportation Mode	Tons	Effective Purchase Price (\$/Ton)	Total Transportation Cost (\$/Ton)	F.O.B. Plant Price (\$/Ton)	As Received Coal Quality			
									Percent Sulfur (%)	Btu Content (Btu/lb)	Percent Ash (%)	Percent Moisture (%)
(a)	(b)	(c)	(d)	(e)	(f)	(g)	(h)	(i)	(j)	(k)	(l)	(m)
1	Alliance Coal Sales Corp.	08 , Ky , 195	MTC	UR	39,245			\$58.41	0.70	12,719	8.37	6.74
2	Peabody Coal Sales, Inc.	08 , Wv , 45	S	UR	9,927			\$56.43	0.71	12,157	13.18	5.43
3	Powell Mountain Coal Company	08 , Ky , 193	LTC	UR	9,709			\$52.87	0.67	11,888	11.23	7.59
4	Powell Mountain Coal Company	08 , Ky , 119	LTC	UR	19,556			\$52.87	0.74	12,950	8.12	5.59
5	Quaker Coal Company, Inc.	08 , Ky , 195	LTC	UR	38,879			\$51.02	0.70	12,543	10.53	6.25
6	Transfer Facility	N/A	N/A	OB	190,208			\$64.14	0.64	12,017	9.65	10.10

**MONTHLY REPORT OF COST AND QUALITY OF COAL FOR ELECTRIC PLANTS
ORIGIN, TONNAGE, DELIVERED PRICE AND AS RECEIVED QUALITY**

- 1. Report for: Mo. February 2002
- 2. Reporting Company: Florida Power Corporation
- 3. Plant Name: Transfer Facility - IMT

4. Name, Title and Telephone Number of Contact Person Concerning Data Submitted on this Form
 Delmar J. Clark Jr., Business Analyst
 (727) 824-6616

5. Signature of Official Submitting Report


 Delmar J. Clark Jr., Business Analyst

6. Date Completed: April 15, 2002


Line No.	Supplier Name	Mine Location	Purchase Type	Tons	F.O.B. Mine Price (\$/Ton)	Short Haul & Loading Charges (\$/Ton)	Original Invoice Price (\$/Ton)	Retro-active Price Inc(Dec) (\$/Ton)	Base Price (\$/Ton)	Quality Adjust-ments (\$/Ton)	Effective Purchase Price (\$/Ton)
(a)	(b)	(c)	(d)	(e)	(f)	(g)	(h)	(i)	(j)	(k)	(l)
1	Pen Coal Company	08 , Wv , 99	LTC	7,106		\$0.00					
2	Black Hawk Synfuel, LLC	08 , Wv , 39	S	19,542		\$0.00					
3	Black Hawk Synfuel, LLC	08 , Wv , 39	S	19,560		\$0.00					
4	Black Hawk Synfuel, LLC	08 , Wv , 39	S	39,509		\$0.00					
5	New River Synfuel, LLC	08 , Wv , 39	S	46,696		\$0.00					
6	Kanawha River Terminals	08 , Wv , 39	S	35,685		\$0.00					

**MONTHLY REPORT OF COST AND QUALITY OF COAL FOR ELECTRIC PLANTS
ORIGIN, TONNAGE, DELIVERED PRICE AND AS RECEIVED QUALITY**

- 1. Report for: Mo. February 2002
- 2. Reporting Company: Florida Power Corporation
- 3. Plant Name: Crystal River 1 & 2

4. Name, Title and Telephone Number of Contact Person Concerning Data Submitted on this Form
 Delmar J. Clark Jr., Business Analyst
 (727) 824-6616

5. Signature of Official Submitting Report


 Delmar J. Clark Jr., Business Analyst

6. Date Completed: April 15, 2002

Line No.	Supplier Name	Mine Location	Purchase Type	Tons	F.O.B. Mine Price (\$/Ton)	Short Haul & Loading Charges (\$/Ton)	Original Invoice Price (\$/Ton)	Retro-active Price Increases (\$/Ton)	Base Price (\$/Ton)	Quality Adjustments (\$/Ton)	Effective Purchase Price (\$/Ton)
(a)	(b)	(c)	(d)	(e)	(f)	(g)	(h)	(i)	(j)	(k)	(l)
1	AEI Coal Sales Co., Inc.	08 , Ky , 193	LTC	19,207		\$0.00					
2	Consolidated Coal Sales	08 , Ky , 119	MTC	28,983		\$0.00					
3	Consolidated Coal Sales	08 , Ky , 133	MTC	39,417		\$0.00					
4	Dynegy Marketing & Trade	08 , Ky , 195	S	9,265		\$0.00					
5	Massey Coal Sales Company, Inc.	08 , Ky , 195	MTC	29,658		\$0.00					
6	Quaker Coal Company, Inc.	08 , Ky , 195	MTC	9,516		\$0.00					
7	Transfer Facility	N/A	N/A	N/A		N/A					

**MONTHLY REPORT OF COST AND QUALITY OF COAL FOR ELECTRIC PLANTS
ORIGIN, TONNAGE, DELIVERED PRICE AND AS RECEIVED QUALITY**

- 1. Report for: Mo. February 2002
- 2. Reporting Company: Florida Power Corporation
- 3. Plant Name: Crystal River 4 & 5

4. Name, Title and Telephone Number of Contact Person Concerning Data Submitted on this Form
 Delmar J. Clark Jr., Business Analyst
 (727) 824-6616

5. Signature of Official Submitting Report


 Delmar J. Clark Jr., Business Analyst

6. Date Completed: April 15, 2002


Line No.	Supplier Name	Mine Location	Purchase Type	Tons	F.O.B. Mine Price (\$/Ton)	Short Haul & Loading Charges (\$/Ton)	Original Invoice Price (\$/Ton)	Retro-active Price Increases (\$/Ton)	Base Price (\$/Ton)	Quality Adjustments (\$/Ton)	Effective Purchase Price (\$/Ton)
(a)	(b)	(c)	(d)	(e)	(f)	(g)	(h)	(i)	(j)	(k)	(l)
1	Alliance Coal Sales Corp.	08 , Ky , 195	MTC	39,245		\$0.00					
2	Peabody Coal Sales, Inc.	08 , Wv , 45	S	9,927		\$0.00					
3	Powell Mountain Coal Company	08 , Ky , 193	LTC	9,709		\$0.00					
4	Powell Mountain Coal Company	08 , Ky , 119	LTC	19,556		\$0.00					
5	Quaker Coal Company, Inc.	08 , Ky , 195	LTC	38,879		\$0.00					
6	Transfer Facility	N/A	N/A	190,208		\$0.00					

**MONTHLY REPORT OF COST AND QUALITY OF COAL FOR ELECTRIC PLANTS
ORIGIN, TONNAGE, DELIVERED PRICE AND AS RECEIVED QUALITY**

- 1. Report for: Mo. February 2002
- 2. Reporting Company: Florida Power Corporation
- 3. Plant Name: Transfer Facility - IMT

4. Name, Title and Telephone Number of Contact Person Concerning Data Submitted on this Form
 Delmar J. Clark Jr., Business Analyst
 (727) 824-6616

5. Signature of Official Submitting Report


 Delmar J. Clark Jr., Business Analyst

6. Date Completed: April 15, 2002

Line No.	Supplier Name	Mine Location	Shipping Point	Transportation Mode	Tons	Effective Purchase Price (\$/Ton)	Additional Shorthaul & Loading Charges (\$/Ton)	Rail Rate (\$/Ton)	Other Rail Charges (\$/Ton)	River Barge Rate (\$/Ton)	Trans-loading Rate (\$/Ton)	Ocean Barge Rate (\$/Ton)	Other Water Charges (\$/Ton)	Other Related Charges (\$/Ton)	Transportation Charges (\$/Ton)	F.O.B. Plant Price (\$/Ton)
(a)	(b)	(c)	(d)	(e)	(f)	(g)	(h)	(i)	(j)	(k)	(l)	(m)	(n)	(o)	(p)	(q)
1	Pen Coal Company	08 , Wv , 99	Wayne, Wv	B	7,106		N/A	N/A	N/A	N/A	N/A	N/A	N/A	N/A		\$49.59
2	Black Hawk Synfuel, LLC	08 , Wv , 39	Kanawha,Wv	B	19,542		N/A	N/A	N/A	N/A	N/A	N/A	N/A	N/A		\$66.91
3	Black Hawk Synfuel, LLC	08 , Wv , 39	Kanawha,Wv	B	19,560		N/A	N/A	N/A	N/A	N/A	N/A	N/A	N/A		\$64.12
4	Black Hawk Synfuel, LLC	08 , Wv , 39	Kanawha,Wv	B	39,509		N/A	N/A	N/A	N/A	N/A	N/A	N/A	N/A		\$56.22
5	New River Synfuel, LLC	08 , Wv , 39	Kanawha,Wv	B	46,696		N/A	N/A	N/A	N/A	N/A	N/A	N/A	N/A		\$39.85
6	Kanawha River Terminals	08 , Wv , 39	Kanawha,Wv	B	35,685		N/A	N/A	N/A	N/A	N/A	N/A	N/A	N/A		\$60.17

**MONTHLY REPORT OF COST AND QUALITY OF COAL FOR ELECTRIC PLANTS
ORIGIN, TONNAGE, DELIVERED PRICE AND AS RECEIVED QUALITY**

- 1. Report for: Mo. February 2002
- 2. Reporting Company: Florida Power Corporation
- 3. Plant Name: Crystal River 1 & 2

4. Name, Title and Telephone Number of Contact Person Concerning Data Submitted on this Form
 Delmar J. Clark Jr., Business Analyst
 (727) 824-6616

5. Signature of Official Submitting Report


 Delmar J. Clark Jr., Business Analyst

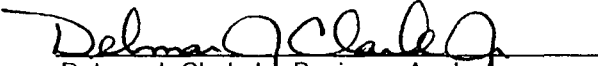
6. Date Completed: April 15, 2002

Line No.	Supplier Name	Mine Location	Shipping Point	Transportation Mode	Tons	Effective Purchase Price (\$/Ton)	Additional Shorthaul & Loading Charges (\$/Ton)	Rail Rate (\$/Ton)	Other Rail Charges (\$/Ton)	River Barge Rate (\$/Ton)	Trans-loading Rate (\$/Ton)	Ocean Barge Rate (\$/Ton)	Other Water Charges (\$/Ton)	Other Related Charges (\$/Ton)	Transportation Charges (\$/Ton)	F.O.B. Plant Price (\$/Ton)
1	AEI Coal Sales Co., Inc.	08 , Ky , 193	Perry, Ky	UR	19,207		N/A			N/A	N/A	N/A	\$0.00	\$0.00		\$44.35
2	Consolidated Coal Sales	08 , Ky , 119	Knott, Ky	UR	28,983		N/A			N/A	N/A	N/A	\$0.00	\$0.00		\$56.66
3	Consolidated Coal Sales	08 , Ky , 133	Letcher, Ky	UR	39,417		N/A			N/A	N/A	N/A	\$0.00	\$0.00		\$56.24
4	Dynegy Marketing & Trade	08 , Ky , 195	Pike, Ky	UR	9,265		N/A			N/A	N/A	N/A	\$0.00	\$0.00		\$63.41
5	Massey Coal Sales Company,	08 , Ky , 195	Pike, Ky	UR	29,658		N/A			N/A	N/A	N/A	\$0.00	\$0.00		\$43.36
6	Quaker Coal Company, Inc.	08 , Ky , 195	Pike, Ky	UR	9,516		N/A			N/A	N/A	N/A	\$0.00	\$0.00		\$56.78
7	Transfer Facility	N/A	Plaquemines Parrish, La	OB	N/A		N/A			N/A	N/A	N/A	\$0.00	\$0.00		N/A

**MONTHLY REPORT OF COST AND QUALITY OF COAL FOR ELECTRIC PLANTS
ORIGIN, TONNAGE, DELIVERED PRICE AND AS RECEIVED QUALITY**

- 1. Report for: Mo. February 2002
- 2. Reporting Company: Florida Power Corporation
- 3. Plant Name: Crystal River 4 & 5

4. Name, Title and Telephone Number of Contact Person Concerning Data Submitted on this Form
 Delmar J. Clark Jr., Business Analyst
 (727) 824-6616

5. Signature of Official Submitting Report

 Delmar J. Clark Jr., Business Analyst

6. Date Completed: April 15, 2002

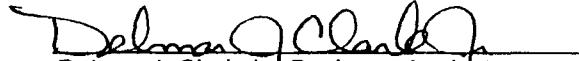
Line No.	Supplier Name	Mine Location	Shipping Point	Transportation Mode	Tons	Effective Purchase Price (\$/Ton)	Additional Shorthaul & Loading Charges (\$/Ton)	Rail Rate (\$/Ton)	Other Rail Charges (\$/Ton)	River Barge Rate (\$/Ton)	Trans-loading Rate (\$/Ton)	Ocean Barge Rate (\$/Ton)	Other Water Charges (\$/Ton)	Other Related Charges (\$/Ton)	Transportation Charges (\$/Ton)	F.O.B. Plant Price (\$/Ton)
1	Alliance Coal Sales Corp.	08 , Ky , 195	Pike, Ky	UR	39,245		N/A			N/A	N/A	N/A	\$0.00	\$0.00		\$58.41
2	Peabody Coal Sales, Inc.	08 , Wv , 45	Logan, Wv	UR	9,927		N/A			N/A	N/A	N/A	\$0.00	\$0.00		\$56.43
3	Powell Mountain Coal Compar	08 , Ky , 193	Perry, Ky	UR	9,709		N/A			N/A	N/A	N/A	\$0.00	\$0.00		\$52.87
4	Powell Mountain Coal Compar	08 , Ky , 119	Knott, Ky	UR	19,556		N/A			N/A	N/A	N/A	\$0.00	\$0.00		\$52.87
5	Quaker Coal Company, Inc.	08 , Ky , 195	Pike, Ky	UR	38,879		N/A			N/A	N/A	N/A	\$0.00	\$0.00		\$51.02
6	Transfer Facility	N/A	Plaquemines Parrish, La	OB	190,208		N/A			N/A	N/A	N/A	\$0.00	\$0.00		\$64.14

**MONTHLY REPORT OF COST AND QUALITY OF COAL FOR ELECTRIC PLANTS
REPORT OF ADJUSTMENTS TO PREVIOUS COAL DELIVERIES**

- 1. Report for: Mo. February 2002
- 2. Reporting Company: Florida Power Corporation
- 3. Plant Name: Transfer Facility - IMT

4. Name, Title and Telephone Number of Contact Person Concerning Data Submitted on this Form
 Delmar J. Clark Jr., Business Analyst
 (727) 824-6616

5. Signature of Official Submitting Report


 Delmar J. Clark Jr., Business Analyst

6. Date Completed: April 15, 2002


Line No.	Month Reported	Form Plant Name	Intended Generating Plant	Supplier	Original Line Number	Old Volume (tons)	Form No.	Column Title	Old Value	New Value	New F.O.B. Plant Price	Reason for Revision
(a)	(b)	(c)	(d)	(e)	(f)	(g)	(h)	(i)	(j)	(k)	(l)	(m)
1	01/02	Transfer Facility-IMT		Black Hawk Synfuel, LLC	2	20,041	2A	(k) Quality Adjustments			\$66.12	Quality Adjustment
2	01/02	Transfer Facility-IMT		Black Hawk Synfuel, LLC	3	19,684	2A	(k) Quality Adjustments			\$62.95	Quality Adjustment
3	01/02	Transfer Facility-IMT		Black Hawk Synfuel, LLC	4	27,122	2A	(f) F.O.B. Mine Price			\$55.32	Price correction
4	01/02	Transfer Facility-IMT		Black Hawk Synfuel, LLC	4	27,122	2A	(k) Quality Adjustments <i>(see line above)</i>			\$56.00	Quality Adjustment
5	01/02	Transfer Facility-IMT		New River Synfuel, LLC	5	64,241	2A	(f) F.O.B. Mine Price			\$40.16	Price correction
6	01/02	Transfer Facility-IMT		New River Synfuel, LLC	5	64,241	2A	(k) Quality Adjustments <i>(see line above)</i>			\$39.50	Quality Adjustment
7	01/02	Transfer Facility-IMT		Kanawha River Terminals	6	36,702	2A	(k) Quality Adjustments			\$59.68	Quality Adjustment

**MONTHLY REPORT OF COST AND QUALITY OF COAL FOR ELECTRIC PLANTS
REPORT OF ADJUSTMENTS TO PREVIOUS COAL DELIVERIES**

- 1. Report for: Mo. February 2002
- 2. Reporting Company: Florida Power Corporation
- 3. Plant Name: Crystal River 1 & 2

4. Name, Title and Telephone Number of Contact Person Concerning Data Submitted on this Form
 Delmar J. Clark Jr., Business Analyst
 (727) 824-6616

5. Signature of Official Submitting Report


 Delmar J. Clark Jr., Business Analyst

6. Date Completed: April 15, 2002

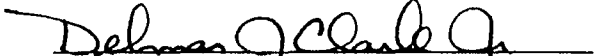
Line No.	Month Reported	Form Plant Name	Intended Generating Plant	Supplier	Original Line Number	Old Volume (tons)	Form No.	Column Title	Old Value	New Value	New F.O.B. Plant Price	Reason for Revision
(a)	(b)	(c)	(d)	(e)	(f)	(g)	(h)	(i)	(j)	(k)	(l)	(m)
1	01/02	CR1&2	CR1&2	Consolidated Coal Sales	2	9,767	2A	(k) Quality Adjustments			\$42.28	Quality Adjustment
2	01/02	CR1&2	CR1&2	Consolidated Coal Sales	3	10,220	2A	(k) Quality Adjustments			\$42.28	Quality Adjustment
3	01/02	CR1&2	CR1&2	Quaker Coal Company, Inc.	7	3,819	2A	(k) Quality Adjustments			\$47.65	Quality Adjustment
4	01/02	CR1&2	CR1&2	Quaker Coal Company, Inc.	8	15,361	2A	(k) Quality Adjustments			\$56.40	Quality Adjustment
5	01/02	CR1&2	CR1&2	Quaker Coal Company, Inc.	9	9,833	2A	(k) Quality Adjustments			\$62.47	Quality Adjustment
6	11/01	CR1&2	CR1&2	Dynegy Marketing & Trade	3	10,425	2A	(k) Quality Adjustments			\$62.26	Quality Adjustment
7	11/01	CR1&2	CR1&2	Dynegy Marketing & Trade	3	10,425	2A	(k) Quality Adjustments <i>(see line above)</i>			\$62.54	SO2 Adjustment
8	11/01	CR1&2	CR1&2	Dynegy Marketing & Trade	4	9,481	2A	(k) Quality Adjustments			\$66.00	Quality Adjustment
9	11/01	CR1&2	CR1&2	Dynegy Marketing & Trade	4	9,481	2A	(k) Quality Adjustments <i>(see line above)</i>			\$66.33	SO2 Adjustment
10	11/01	CR1&2	CR1&2	Dynegy Marketing & Trade	5	20,633	2A	(k) Quality Adjustments			\$64.35	Quality Adjustment
11	11/01	CR1&2	CR1&2	Dynegy Marketing & Trade	5	20,633	2A	(k) Quality Adjustments <i>(see line above)</i>			\$64.68	SO2 Adjustment
12	08/01	CR1&2	CR1&2	Created Mining, LLC	5	10,078	2A	(k) Quality Adjustments			\$65.14	Quality Adjustment

**MONTHLY REPORT OF COST AND QUALITY OF COAL FOR ELECTRIC PLANTS
REPORT OF ADJUSTMENTS TO PREVIOUS COAL DELIVERIES**

- 1. Report for: Mo. February 2002
- 2. Reporting Company: Florida Power Corporation
- 3. Plant Name: Crystal River 4 & 5

4. Name, Title and Telephone Number of Contact Person Concerning Data Submitted on this Form
 Delmar J. Clark Jr., Business Analyst
 (727) 824-6616

5. Signature of Official Submitting Report


 Delmar J. Clark Jr., Business Analyst

6. Date Completed: April 15, 2002

Line No.	Month Reported	Form Plant Name	Intended Generating Plant	Supplier	Original Line Number	Old Volume (tons)	Form No.	Column Title	Old Value	New Value	New F.O.B. Plant Price	Reason for Revision
(a)	(b)	(c)	(d)	(e)	(f)	(g)	(h)	(i)	(j)	(k)	(l)	(m)
1	01/02	CR4&5	CR4&5	Peabody Coal Sales, Inc.	2	20,397	2A	(k) Quality Adjustments			\$ 57.35	Quality Adjustment
2	01/02	CR4&5	CR4&5	Quaker Coal Company, Inc.	4	39,653	2A	(k) Quality Adjustments			\$ 50.33	Quality Adjustment