



R. Wade Litchfield  
 Senior Attorney  
 Florida Authorized House Counsel  
 Florida Power & Light Company  
 700 Universe Boulevard  
 Juno Beach, FL 33408-0420  
 (561) 691-7135 (Facsimile)

ORIGINAL

Writer's Direct Dial:  
 (561) 691-7101

June 3, 2002

RECEIVED FPSC  
 02 JUN -3 PM 1:50  
 COMMISSION  
 CLERK

**VIA HAND DELIVERY**

Ms. Blanca S. Bayó, Director  
 Division of the Commission Clerk and  
 Administrative Services  
 Florida Public Service Commission  
 Betty Easley Conference Center, Room 110  
 2540 Shumard Oak Boulevard  
 Tallahassee, Florida 32399-0850

**Re: Docket No. 020001-EI – Monthly Fuel Filings**

Dear Ms. Bayó:

Enclosed herewith for filing are the original and five (5) copies of the following monthly fuel reports for FPL:

- (a) FPSC Forms 423-1, 423-1(a), and 423-1(b) for Florida Power & Light Company for the month of January 2002;
- (b) FPSC Forms 423-2, 423-2(a), and 423-2(b) for St. Johns River Power Park (SFRPP) for the month of January 2002; and
- (c) FPSC Forms 423-2, 423-2(a), and 423-2(b) for Plant Scherer for the month of December 2001.

FPL's Request for Confidential Classification of the information removed from FPL FPSC Form 423 1(a) and SJRPP FPSC Forms 423-2, 423-2(a), and 423-2(b) is being filed under separate cover. Should you have any questions regarding this filing, please contact me at (561) 691-7101.

Thank you for your attention to this matter, I remain,

Sincerely,

  
 R. Wade Litchfield

AUS \_\_\_\_\_  
 CAF \_\_\_\_\_  
 CMP \_\_\_\_\_  
 COM 5  
 CTR \_\_\_\_\_  
 ECR \_\_\_\_\_  
 GCL \_\_\_\_\_  
 OPC \_\_\_\_\_  
 MMS \_\_\_\_\_  
 SEC 1  
 OTH \_\_\_\_\_

RWL/ec  
 Enclosures  
 cc: Service List

RECEIVED & FILED  
  
 FPSC-BUREAU OF RECORDS

DOCUMENT NUMBER-DATE

05789 JUN-3 02

FPSC-COMMISSION CLERK

Doc/423 Fuel Filing/January 2002

an FPL Group company

MONTHLY REPORT OF COST AND QUALITY OF FUEL OIL FOR ELECTRIC PLANTS  
ORIGIN, VOLUME, DELIVERED PRICE AND AS RECEIVED QUANTITY

1. REPORTING MONTH: JAN YEAR: 2002

2. REPORTING COMPANY: FLORIDA POWER &amp; LIGHT COMPANY

3. NAME, TITLE, TELEPHONE NUMBER OF CONTACT PERSON CONCERNING DATA  
SUBMITTED ON THIS FORM: RITA MCLELLAN, REGULATORY AFFAIRS, (305) - 552- 40694. SIGNATURE OF OFFICIAL SUBMITTING REPORT: 

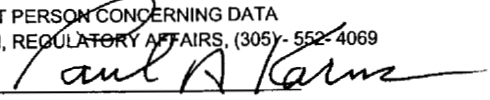
5. DATE COMPLETED: 03/19/2002

LINE NO	PLANT	SUPPLIER	SHIPPING POINT	PURCHASE TYPE	DELIVERY LOCATION	DELIVERY DATE	TYPE OIL	SULFUR (%)	BTU CONTENT (BTU / GAL)	VOLUME (BBLs)	PRICE (\$/BBL)
1	MARTIN	COASTAL	HFOTI	MTC	PALM BEACH	01/07/2002	F06	0.96	151286	116272	16.5490
2	MANATEE	COASTAL	ST ROSE	MTC	PORT MANATEE	01/26/2002	F06	0.98	152786	149317	16.8490
3	MARTIN	NOVARCO	RIVER	MTC	PALM BEACH	01/08/2002	F06	0.99	153452	144339	18.2420
4	MARTIN	NOVARCO	RIVER	MTC	PALM BEACH	01/31/2002	F06	0.95	154238	142430	17.0590
5	PT. EVERGLADES	NOVARCO	RIVER	MTC	PORT EVERGLADES	01/19/2002	F06	0.90	153667	142470	18.4180
6	PT. EVERGLADES	PETROBRAS	CHILE&PERU	MTC	PORT EVERGLADES	01/06/2002	F06	0.84	150333	242305	16.3720
7	TURKEY POINT	PETROBRAS	CHILE&PERU	MTC	FISHER ISLAND	01/07/2002	F06	1.30	149905	65258	16.6830
8	MARTIN	COASTAL	ST ROSE	S	PALM BEACH	01/03/2002	F06	0.98	153500	74576	17.2800
9	MANATEE	COASTAL	HFOTI	S	PORT MANATEE	01/28/2002	F06	0.85	148167	131473	15.6070
10	RIVIERA	COASTAL	ST ROSE	S	RIVIERA	01/03/2002	F06	0.98	153500	58323	17.2800
11	MANATEE	NOVARCO	CARIBBS	S	PORT MANATEE	01/01/2002	F06	1.00	155595	304917	17.8930
12	TURKEY POINT	PETROBRAS	BAHAMAS	S	FISHER ISLAND	01/21/2002	F06	0.83	150524	60012	16.7520
13	MANATEE	COASTAL	NA-TRUCK DELIVERY	STC		01/15/2002	FO2	N/A	N/A	177	*
14	MANATEE	COASTAL	NA-TRUCK DELIVERY	STC		01/16/2002	FO2	N/A	N/A	177	*
15	MANATEE	COASTAL	NA-TRUCK DELIVERY	STC		01/16/2002	FO2	N/A	N/A	179	*
16	TURKEY POINT	COASTAL	NA-TRUCK DELIVERY	STC		01/09/2002	FO2	N/A	N/A	95	*
17	PT. EVERGLADES	EL PASO	NA-TRUCK DELIVERY			01/31/2002	FO3	N/A	N/A	12967	24.8500
18	PT. EVERGLADES	EL PASO	NA-TRUCK DELIVERY			01/31/2002	FO3	N/A	N/A	10035	23.3400
19	PT. EVERGLADES	AMERIGAS	NA-TRUCK DELIVERY	STC		01/03/2002	PRO	N/A	N/A	8	37.3300
20	PT. EVERGLADES	AMERIGAS	NA-TRUCK DELIVERY	STC		01/16/2002	PRO	N/A	N/A	7	31.5300
21	TURKEY POINT	AMERIGAS	NA-TRUCK DELIVERY	STC		01/24/2002	PRO	N/A	N/A	5	35.5100
22	RIVIERA	AMERIGAS	NA-TRUCK DELIVERY	STC		01/02/2002	PRO	N/A	N/A	6	37.0700
23	RIVIERA	AMERIGAS	NA-TRUCK DELIVERY	STC		01/16/2002	PRO	N/A	N/A	7	35.3800
24	RIVIERA	AMERIGAS	NA-TRUCK DELIVERY	STC		01/30/2002	PRO	N/A	N/A	5	36.1800
25	MARTIN	INDIANTOWN	NA-TRUCK DELIVERY	STC		01/03/2002	PRO	N/A	N/A	14	39.4800
26	MARTIN	INDIANTOWN	NA-TRUCK DELIVERY	STC		01/30/2002	PRO	N/A	N/A	15	39.4800
27	MANATEE	SUBURBAN	NA-TRUCK DELIVERY	STC		01/10/2002	PRO	N/A	N/A	10	35.8700

MONTHLY REPORT OF COST AND QUALITY OF FUEL OIL FOR ELECTRIC PLANTS  
ORIGIN, VOLUME, DELIVERED PRICE AND AS RECEIVED QUANTITY

- 1. REPORTING MONTH: JAN YEAR: 2002
- 2. REPORTING COMPANY: FLORIDA POWER & LIGHT COMPANY

3. NAME, TITLE, TELEPHONE NUMBER OF CONTACT PERSON CONCERNING DATA  
SUBMITTED ON THIS FORM: RITA MCLELLAN, REGULATORY AFFAIRS, (305)- 552-4069

4. SIGNATURE OF OFFICIAL SUBMITTING REPORT: 

5. DATE COMPLETED: 03/19/2002

LINE NO	PLANT	SUPPLIER	SHIPPING POINT	PURCHASE TYPE	DELIVERY LOCATION	DELIVERY DATE	TYPE OIL	SULFUR (%)	BTU CONTENT (BTU / GAL)	VOLUME (BBL)	PRICE (\$/BBL)
28	MANATEE	SUBURBAN	NA-TRUCK DELIVERY	STC		01/24/2002	PRO	N/A	N/A	12	36.8300

# EDITED COPY

MONTHLY REPORT OF COST AND QUALITY OF FUEL OIL FOR ELECTRIC PLANTS  
DETAIL OF INVOICE AND TRANSPORTATION CHARGES

FPSC FORM NO. 423-1 (a)

1. REPORTING MONTH: JAN YEAR: 2002

2. REPORTING COMPANY: FLORIDA POWER LIGHT COMPANY

3. NAME, TITLE TELEPHONE NUMBER OF CONTACT PERSON CONCERNING DATA  
SUBMITTED ON THIS FORM: RITA MCLELLAN, REGULATORY AFFAIRS, (305) 552 - 4069

4. SIGNATURE OF OFFICIAL SUBMITTING REPORT: *Carl A. Karns*

5. DATE COMPLETED: 03/19/2002

(A) LINE NO.	(B) PLANT	(C) SUPPLIER	(D) DELIVERY LOCATION	(E) DELIVERY DATE	(F) TYPE OIL	(G) VOLUME (BBLs)	(H) INVOICE PRICE (\$/BBL)	(I) INVOICE AMOUNT (\$)	(J) DISCOUNT (\$)	(K) NET AMOUNT (\$)	(L) NET PRICE (\$/BBL)	(M) QUALITY ADJUST. (\$/BBL)	(N) EFFECTIVE PUR PRICE (\$/BBL)	(O) TRANSP TO TERM (\$/BBL)	(P) ADDITIONAL TRANS CHGS (\$/BBL)	(Q) OTHER CHGS (\$/BBL)	(R) DELIVERED PRICE (\$/BBL)
1	MARTIN	COASTAL	PALM BEACH	01/07/200	F06	116272											16.9869
2	MANATEE	COASTAL	PORT MANATEE	01/26/200	F06	149317											17.0847
3	MARTIN	NOVARCO	PALM BEACH	01/08/200	F06	144339											18.6799
4	MARTIN	NOVARCO	PALM BEACH	01/31/200	F06	142430											17.4969
5	PT. EVERGLADES	NOVARCO	PORT EVERGLADES	01/19/200	F06	142470											18.6622
6	PT. EVERGLADES	PETROBRAS	PORT EVERGLADES	01/06/200	F06	242305											16.6162
7	TURKEY POINT	PETROBRAS	FISHER ISLAND	01/07/200	F06	65258											17.4659
8	MARTIN	COASTAL	PALM BEACH	01/03/200	F06	74576											17.7179
9	MANATEE	COASTAL	PORT MANATEE	01/28/200	F06	131473											15.8427
10	RIVIERA	COASTAL	RIVIERA	01/03/200	F06	58323											17.4720
11	MANATEE	NOVARCO	PORT MANATEE	01/01/200	F06	304917											18.1287
12	TURKEY POINT	PETROBRAS	FISHER ISLAND	01/21/200	F06	60012											17.5349
13	MANATEE	COASTAL		01/15/200	FO2	177											26.0600
14	MANATEE	COASTAL		01/16/200	FO2	179											26.4800
15	MANATEE	COASTAL		01/16/200	FO2	177											26.4800
16	TURKEY POINT	COASTAL		01/09/200	FO2	95											30.1700
17	PFL	EL PASO		01/31/200	FO3	12967											24.8500
18	PT. EVERGLADES	EL PASO		01/31/200	FO3	10035											23.3400
19	PT. EVERGLADES	AMERIGAS		01/03/200	PRO	8	37.3300	299	0	299	37.3300	0.0000	37.3300	0.0000	0.0000	0.0000	37.3300
20	PT. EVERGLADES	AMERIGAS		01/16/200	PRO	7	31.5300	221	0	221	31.5300	0.0000	31.5300	0.0000	0.0000	0.0000	31.5300
21	TURKEY POINT	AMERIGAS		01/24/200	PRO	5	35.5100	178	0	178	35.5100	0.0000	35.5100	0.0000	0.0000	0.0000	35.5100
22	RIVIERA	AMERIGAS		01/02/200	PRO	6	37.0700	222	0	222	37.0700	0.0000	37.0700	0.0000	0.0000	0.0000	37.0700
23	RIVIERA	AMERIGAS		01/16/200	PRO	7	35.3800	248	0	248	35.3800	0.0000	35.3800	0.0000	0.0000	0.0000	35.3800
24	RIVIERA	AMERIGAS		01/30/200	PRO	5	36.1800	181	0	181	36.1800	0.0000	36.1800	0.0000	0.0000	0.0000	36.1800
25	MARTIN	INDIANTOWN		01/03/200	PRO	14	39.4800	553	0	553	39.4800	0.0000	39.4800	0.0000	0.0000	0.0000	39.4800
26	MARTIN	INDIANTOWN		01/30/200	PRO	15	39.4800	592	0	592	39.4800	0.0000	39.4800	0.0000	0.0000	0.0000	39.4800
27	MANATEE	SUBURBAN		01/10/200	PRO	10	35.8700	359	0	359	35.8700	0.0000	35.8700	0.0000	0.0000	0.0000	35.8700
28	MANATEE	SUBURBAN		01/24/200	PRO	12	36.8300	442	0	442	36.8300	0.0000	36.8300	0.0000	0.0000	0.0000	36.8300

FPSC FORM NO. 423-1(b)

MONTHLY REPORT OF COST AND QUALITY OF FUEL OIL FOR ELECTRIC PLANTS  
REPORT OF ADJUSTMENTS TO PREVIOUS OIL DELIVERIES

1. REPORTING MONTH: JANUARY      YEAR: 2002

3. NAME, TITLE, & TELEPHONE NUMBER OF CONTACT PERSON CONCERNING DATA  
SUBMITTED ON THIS FORM: RITA McLELLAN, REGULATORY AFFAIRS,

2. REPORTING COMPANY: FLORIDA POWER & LIGHT COMPANY

4. SIGNATURE OF OFFICIAL SUBMITTING REPORT: 

5. DATE COMPLETED: 3/18/2002

LINE NO.	MONTH REPORTED	FORM PLANT NAME	SUPPLIER	ORIGINAL LINE NUMBER	OLD VOLUME (BBLs)	FORM NO.	COLUMN DESIGNATOR & TITLE	OLD VALUE	NEW VALUE	NEW DELIVERED PRICE (\$/BBL)	REASON FOR REVISION
(A)	(B)	(C)	(D)	(E)	(F)	(G)	(H)	(I)	(J)	(K)	(L)
1	NONE										

**MONTHLY REPORT OF COST AND QUALITY OF COAL FOR ELECTRIC PLANTS  
ORIGIN, TONNAGE, DELIVERED PRICE AND AS RECEIVED QUALITY**

**EDITED COPY**

1. Report For Month/Yr: **January 2002**

4. Name, Title & Telephone Number of Contact  
Person Concerning Data Submitted on this Form: **Sally W. Hill (305-552-4244)**

2. Reporting Company: **Florida Power & Light**

5. Signature of Official Submitting Report:

*Ken Brockway*


3. Plant Name: **St. Johns River Power Park (SJRPP)**

6. Date Completed:

**February 12, 2002**

Line No.	Supplier Name	Mine Location	Purchase Type	Transportation Mode	Tons	Effective Purchase Price (\$/Ton)	Total Trans Cost (\$/Ton)	FOB Plant Price (\$/Ton)	As Received Coal Quality			
									Sulfur Content (%)	Btu Content (%)	Ash Content (%)	Moisture Content (%)
(a)	(b)	(c)	(d)	(e)	(f)	(g)	(h)	(i)	(j)	(k)	(l)	(m)
1	Arch Coal Sales	08,KY,195	LTC	UR	9,633			40.21	1.27	12,481	11.70	5.60
2	Arch Coal Sales	08,WV,039	LTC	UR	2,056			38.79	1.04	11,688	15.90	6.00
3	Capex	,IM,	S	OC	8,818			24.63	6.32	14,870	0.30	2.80
4	Conoco Inc.	,LA,	LTC	OC	7,932			17.54	5.72	14,438	0.40	4.30
5	Consolidation Coal Company	02,PA,059	S	UR	5,610			35.92	1.50	13,012	6.90	6.60
6	DTE Clover, LLC	08,KY,095	LTC	UR	19,803			36.34	1.41	12,306	10.00	7.80
7	Intercor	45,IM,999	LTC	OC	24,471			35.48	0.56	11,800	8.30	10.40
8	Massey Coal Sales Company, In	08,WV,39	S	UR	20			44.12	0.80	12,421	10.80	6.40

**MONTHLY REPORT OF COST AND QUALITY OF COAL FOR ELECTRIC PLANTS  
DETAIL OF INVOICE PURCHASE PRICE**



1. Report For Month/Yr: **January 2002**

4. Name, Title & Telephone Number of Contact  
Person Concerning Data Submitted on this Form: **Sally W. Hill (305-552-4244)**

2. Reporting Company: **Florida Power & Light**

5. Signature of Official Submitting Report:

*Ken Broadway*

3. Plant Name: **St. Johns River Power Park (SJRPP)**

6. Date Completed: **February 12, 2002**

Line No.	Supplier Name	Mine Location	Purchase Type	Tons	FOB Mine Price (\$/Ton)	Short Haul & Loading Charge	Original Invoice Price (\$/Ton)	Retro-active Price Increases (\$/Ton)	Base Price (\$/Ton)	Quality Adjustments (\$/Ton)	Effective Purchase Price (\$/Ton)
(a)	(b)	(c)	(d)	(e)	(f)	(g)	(h)	(i)	(j)	(k)	(l)
1	Arch Coal Sales	08,KY,195	LTC	9,633		0.00		0.00			
2	Arch Coal Sales	08,WV,039	LTC	4,112		0.00		0.00			
3	Capex	,IM,	S	8,818		0.00		0.00			
4	Conoco Inc.	,LA,	LTC	7,932		0.00		0.00			
5	Consolidation Coal Company	02,PA,059	S	5,610		0.00		0.00			
6	DTE Clover, LLC	08,KY,095	LTC	19,803		0.00		0.00			
7	Intercor	45,IM,999	LTC	24,471		0.00		0.00			
8	Massey Coal Sales Company, Inc.	08,WV,39	S	20		0.00		0.00			

MONTHLY REPORT OF COST AND QUALITY OF COAL FOR ELECTRIC PLANTS  
 DETAIL OF TRANSPORTATION CHARGES

**EDITED COPY**

1. Report For Month/Yr: **January 2002**

4. Name, Title & Telephone Number of Contact  
 Person Concerning Data Submitted on this Form: **Sally W. Hill (305-552-4244)**

2. Reporting Company: **Florida Power & Light**

5. Signature of Official Submitting Report:

*Ken Brockway*

3. Plant Name: **St. Johns River Power Park (SJRPP)**

6. Date Completed: **February 12, 2002**

Line No.	Supplier Name	Mine Location	Shipping Point	Transportation Mode	Tons	Effective Purchase Price (\$/Ton)	Short Haul & Loading Charge (\$/Ton)	Rail Charges		Waterborne Charges					Total Transport Charges (\$/Ton)	FOB Plant Price (\$/Ton)
								Rail Rate (\$/Ton)	Other Rail Charges (\$/Ton)	River Barge Rate (\$/Ton)	Trans-loading Rate (\$/Ton)	Ocean Barge Rate (\$/Ton)	Other Water Charges (\$/Ton)	Related Charges (\$/Ton)		
(a)	(b)	(c)	(d)	(e)	(f)	(g)	(h)	(i)	(j)	(k)	(l)	(m)	(n)	(o)	(p)	(q)
1	Arch Coal Sales	08,KY,195	APEX MINE	UR	9,633		0.00		0.00	0.00	0.00	0.00	0.00	0.00		40.21
2	Arch Coal Sales	08,WV,039	SAMPLES MINE	UR	4,112		0.00		0.00	0.00	0.00	0.00	0.00	0.00		38.79
3	Capex	,IM,	CAPEX	OC	8,818		0.00		0.00	0.00	0.00	0.00	0.00	0.00		24.63
4	Conoco Inc.	,LA,	CONOCO REFIN	OC	7,932		0.00		0.00	0.00	0.00	0.00	0.00	0.00		17.54
5	Consolidation Coal Company	02,PA,059	BAILEY	UR	5,610		0.00		0.00	0.00	0.00	0.00	0.00	0.00		35.92
6	DTE Clover, LLC	08,KY,095	CLOVER DTE	UR	19,803		0.00		0.00	0.00	0.00	0.00	0.00	0.00		36.34
7	Intercor	45,IM,999	EL CERREJON	OC	24,471		0.00		0.00	0.00	0.00	0.00	0.00	0.00		35.48
8	Massey Coal Sales Company,	08,WV,39	BANDMILL MIN	UR	20		0.00		0.00	0.00	0.00	0.00	0.00	0.00		44.12



**MONTHLY REPORT OF COST AND QUALITY OF COAL FOR ELECTRIC PLANTS  
ORIGIN, TONNAGE, DELIVERED PRICE, AND AS RECEIVED QUALITY**

1. Reporting Month: **December** Year: **2001**  
 2. Reporting Company: **FLORIDA POWER & LIGHT COMPANY**  
 3. Plant Name: **R.W.SCHERER**

4. Name, Title & Telephone Number of Contact Person Concerning Data  
 Submitted on this Form: Michael E. Lamp, Business Manager  
 (478) 994-0022, ext. 3903.

5. Signature of Official Submitting Report:  
 6. Date Completed: 05-Mar-02



Line No.	Supplier Name	Mine Location	Purchase Type	Transport Mode	Tons	Purchase Price (\$/Ton)	Effective Transport Charges (\$/Ton)	Total FOB Plant Price (\$/Ton)	Sulfur Content (%)	Btu Content (Btu/lb)	Ash Content (%)	Moisture Content (%)
(a)	(b)	(c)	(d)	(e)	(f)	(g)	(h)	(i)	(j)	(k)	(l)	(m)
(1)	AEI COAL SALES	08/KY/159	MTC	UR	11,280.95	49.245	13.21	62.455	0.69	12,736	7.09	7.42
(2)	BLUEGRASS	08/WV/059	MTC	UR	19,009.10	45.156	13.19	58.346	0.63	11,848	12.38	7.53
(3)	KENNECOTT	19/WY/005	S	UR	62,899.18	4.967	20.61	25.577	0.25	8,784	5.48	26.50
(4)	JACOBS RANCH	19/WY/005	S	UR	46,990.04	4.575	20.65	25.225	0.37	8,831	5.43	26.94

**MONTHLY REPORT OF COST AND QUALITY OF COAL FOR ELECTRIC PLANTS  
DETAILED PURCHASED COAL INVOICE INFORMATION**

1. Reporting Month: **December** Year: **2001**  
 2. Reporting Company: **FLORIDA POWER & LIGHT COMPANY**  
 3. Plant Name: **R.W.SCHERER**

4. Name, Title & Telephone Number of Contact Person Concerning Data Submitted on this Form: Michael E. Lamp, Business Manager (478) 994-0022, ext. 3903.

5. Signature of Official Submitting Report:



6. Date Completed: 05-Mar-02

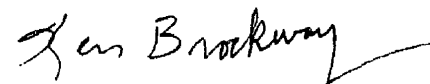
Line No.	Supplier Name	Mine Location	Purch. Type	Tons	FOB Mine Price (\$/Ton)	Shorthaul & Loading Charges (\$/Ton)	Original Invoice Price (\$/Ton)	Retroactive Price Increase (\$/Ton)	Base Price (\$/Ton)	Quality Adjustments (\$/Ton)	Effective Purchase Price (\$/Ton)
(a)	(b)	(c)	(d)	(e)	(f)	(g)	(h)	(i)	(j)	(k)	(l)
(1)	AEI COAL SALES	08/KY/159	MTC	11,280.95	45.860	-	45.860	-	45.860	3.385	49.245
(2)	BLUEGRASS	08/WV/059	MTC	19,009.10	45.860	-	45.860	-	45.860	(0.704)	45.156
(3)	KENNECOTT	19/WY/005	S	62,899.18	4.976	-	4.976	-	4.976	(0.009)	4.967
(4)	JACOBS RANCH	19/WY/005	S	46,990.04	4.548	-	4.548	-	4.548	0.027	4.575

**MONTHLY REPORT OF COST AND QUALITY OF COAL FOR ELECTRIC PLANTS  
DETAILED TRANSPORTATION INVOICE INFORMATION**

1. Reporting Month: **December** Year: **2001**  
 2. Reporting Company: **FLORIDA POWER & LIGHT COMPANY**  
 3. Plant Name: **R.W.SCHERER**

4. Name, Title & Telephone Number of Contact Person Concerning Data  
 Submitted on this Form: Michael E. Lamp, Business Manager  
 (478) 994-0022, ext. 3903.

5. Signature of Official Submitting Report.



6. Date Completed: 05-Mar-02

Line No.	Supplier Name	Mine Location	Shipping Point	Transport Mode	Tons	Effective Purchase Price (\$/Ton)	Additional Shorthaul & Loading Charges (\$/Ton)	Rail Charges		Waterborne Charges					Total Transportation Charges (\$/Ton)	FOB Plant Price (\$/Ton)
								Rail Rate (\$/Ton)	Other Rail Charges (\$/Ton)	River Barge Rate (\$/Ton)	Trans-loading Rate (\$/Ton)	Ocean Barge Rate (\$/Ton)	Other Water Charges (\$/Ton)	Other Related Charges (\$/Ton)		
(a)	(b)	(c)	(d)	(e)	(f)	(g)	(h)	(i)	(j)	(k)	(l)	(m)	(n)	(o)	(p)	(q)
(1)	AEI COAL SALES	08/KY/159	PONTIKI, KY	UR	11,280.95	49.245	-	13.21	-	-	-	-	-	-	13.21	62.455
(2)	BLUEGRASS	08/WV/059	MARROWBONE, WV	UR	19,009.10	45.156	-	13.19	-	-	-	-	-	-	13.19	58.346
(3)	KENNECOTT	19/WY/005	CONVERSE JCTN WY	UR	62,899.18	4.967	-	20.61	-	-	-	-	-	-	20.61	25.577
(4)	JACOBS RANCH	19/WY/005	JACOBS JCTN, WY	UR	46,990.04	4.575	-	20.65	-	-	-	-	-	-	20.65	25.225

## CERTIFICATE OF SERVICE

I, THE UNDERSIGNED COUNSEL, HEREBY CERTIFY that copies of Florida Power & Light Company's forms 423-1, 423-1(a) edited, and 423-1(b) for the month of January 2002, copies of St. Johns River Power Park edited forms 423-2, 423-2(a), and 423-2(b) for the month of January 2002; and copies of Plant Scherer forms 423-2, 423-2(a), and 423-2(b) for the month of December, 2001 have been served via first class mail, postage prepaid to the parties listed below, this 3<sup>rd</sup> day of June, 2002

Wm. Cochran Keating, IV, Esq.  
Division of Legal Services  
Florida Public Service Commission  
2540 Shumard Oak Blvd.  
Tallahassee, Florida 32399-0850

Lee L. Willis, Esq.  
James D. Beasley, Esq.  
Ausley & McMullen  
Attorneys for TECO  
P.O. Box 391  
Tallahassee, Florida 32302

Robert Vandiver, Esq.  
Office of Public Counsel  
111 West Madison Street  
Room 812  
Tallahassee, Florida 32399

James A. McGee, Esq.  
Florida Power Corporation  
P.O. Box 14042  
St. Petersburg, Florida 33733

Norman H. Horton, Esq.  
Floyd R. Self, Esq.  
Messer, Caparello & Self  
Attorneys for FPUC  
215 South Monroe Street, Suite 701  
Tallahassee, Florida 32302-0551


Joseph A. McGlothlin, Esq.  
Vicki Gordon Kaufman, Esq.  
McWhirter, Reeves, McGlothlin,  
Davidson, et al.  
Attorneys for FIPUG  
117 South Gadsden Street  
Tallahassee, Florida 32301

John W. McWhirter, Jr., Esq.  
McWhirter, Reeves, McGlothlin,  
Davidson, et al.  
Attorneys for FIPUG  
P.O. Box 3350  
Tampa, Florida 33602

Jeffrey A. Stone, Esq.  
Russell A. Badders, Esq.  
Beggs & Lane  
Attorneys for Gulf Power  
P.O. Box 12950  
Pensacola, Florida 32576-2950

Mr. John T. English  
President & CEO  
Florida Public Utilities Co.  
P.O. Box 3395  
West Palm Beach, Florida 33402

Ms. Angela Llewellyn  
Regulatory Specialist  
Regulatory & Business Specialist  
Tampa Electric Co.  
P.O. Box 111  
Tampa, Florida 33601

  
R. Wade Litchfield