



R. Wade Litchfield  
 Senior Attorney  
 Florida Authorized House Counsel  
 Florida Power & Light Company  
 700 Universe Boulevard  
 Juno Beach, FL 33408-0420  
 (561) 691-7135 (Facsimile)

ORIGINAL

Writer's Direct Dial:  
 (561) 691-7101

June 3, 2002

RECEIVED-FPSC  
 02 JUN -3 PM 2:11  
 COMMISSION  
 CLERK

**VIA HAND DELIVERY**

Ms. Blanca S. Bayó, Director  
 Division of the Commission Clerk and  
 Administrative Services  
 Florida Public Service Commission  
 Betty Easley Conference Center, Room 110  
 2540 Shumard Oak Boulevard  
 Tallahassee, Florida 32399-0850

**Re: Docket No. 020001-EI - Monthly Fuel Filings**

Dear Ms. Bayó:

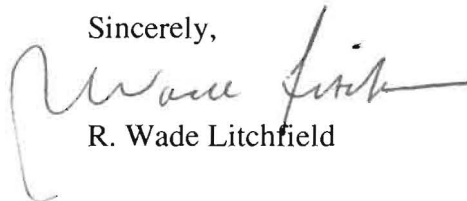
Enclosed herewith for filing are the original and five (5) copies of the following monthly fuel reports for FPL:

- (a) FPSC Forms 423-1, 423-1(a), and 423-1(b) for Florida Power & Light Company for the month of November 2001;
- (b) FPSC Forms 423-2, 423-2(a), and 423-2(b) for St. Johns River Power Park (SJRPP) for the month of November 2001; and
- (c) FPSC Forms 423-2, 423-2(a), and 423-2(b) for Plant Scherer for the month of October 2001.

FPL's Request for Confidential Classification of the information removed from FPL FPSC Form 423 1(a) and SJRPP FPSC Forms 423-2, 423-2(a), and 423-2(b) is being filed under separate cover. Should you have any questions regarding this filing, please contact me at (561) 691-7101.

Thank you for your attention to this matter, I remain,

Sincerely,



R. Wade Litchfield

AUS \_\_\_\_\_  
 CAF \_\_\_\_\_  
 CMP \_\_\_\_\_  
 COM 5 \_\_\_\_\_  
 CTR \_\_\_\_\_  
 ECR \_\_\_\_\_  
 GCL \_\_\_\_\_  
 OPC \_\_\_\_\_  
 MMS \_\_\_\_\_  
 SEC 1 \_\_\_\_\_  
 OTH \_\_\_\_\_

RWL/ec  
 Enclosures  
 cc: Service List

RECEIVED & FILED  
 RLM  
 FPSC-BUREAU OF RECORDS

DOCUMENT NUMBER-DATE  
 05795 JUN -3 02  
 FPSC-COMMISSION CLERK

Doc/423 Fuel Filing/November 2001

MONTHLY REPORT OF COST AND QUALITY OF FUEL OIL FOR ELECTRIC PLANTS  
ORIGIN, VOLUME, DELIVERED PRICE AND AS RECEIVED QUANTITY

FPSC FORM NO. 423-1

1. REPORTING MONTH: NOV YEAR 2001

2. REPORTING COMPANY: FLORIDA POWER &amp; LIGHT COMPANY

3. NAME, TITLE, TELEPHONE NUMBER OF CONTACT PERSON CONCERNING DATA  
SUBMITTED ON THIS FORM. RITA MCLELLAN, REGULATORY AFFAIRS, (305) - 552-40694. SIGNATURE OF OFFICIAL SUBMITTING REPORT: 

5. DATE COMPLETED: 01/16/2002

LINE NO	PLANT	SUPPLIER	SHIPPING POINT	PURCHASE TYPE	DELIVERY LOCATION	DELIVERY DATE	TYPE OIL	SULFUR (%)	BTU CONTENT (BTU / GAL)	VOLUME (BBLs)	PRICE (\$/BBL)
1	RIVIERA	GLENCORE	ST ROSE	MTC	RIVIERA	11/10/2001	F06	1.00	152024	116928	17.6600
2	MANATEE	NOVARCO	ST ROSE	MTC	PORT MANATEE	11/15/2001	F06	1.00	151357	234216	16.4730
3	MANATEE	NOVARCO	LOWER RIVER	MTC	PORT MANATEE	11/22/2001	F06	0.96	153857	231869	16.3900
4	PT. EVERGLADES	COASTAL	HFOTI	S	PORT EVERGLADES	11/27/2001	F06	0.99	150238	65245	16.7210
5	TURKEY POINT	COASTAL	HFOTI	S	FISHER ISLAND	11/18/2001	F06	1.00	150000	115830	15.9000
6	TURKEY POINT	COASTAL	HFOTI	S	FISHER ISLAND	11/29/2001	F06	0.99	151095	68708	16.8000
7	MARTIN	NOVARCO	LOWER RIVER	S	PALM BEACH	11/03/2001	F06	1.00	153929	143787	17.8380
8	MARTIN	NOVARCO	ST ROSE	S	PALM BEACH	11/15/2001	F06	0.99	153905	140168	15.8800
9	MARTIN	NOVARCO	CARIBBS	S	PALM BEACH	11/20/2001	F06	0.92	154024	142186	16.2130
10	RIVIERA	NOVARCO	BAHAMAS	S	RIVIERA	11/29/2001	F06	1.00	152762	116699	16.3630
11	MANATEE	PETROBRAS	PARANAGUA&SALVADOF	S	PORT MANATEE	11/27/2001	F06	0.84	152762	258102	15.5100
12	PT. EVERGLADES	VITOL	BAHAMAS	S	PORT EVERGLADES	11/13/2001	F06	0.96	151119	329524	16.2940
13	MARTIN	ROYAL	NA-TRUCK DELIVERY	STC		11/08/2001	FO2	N/A	N/A	356	*
14	MARTIN	ROYAL	NA-TRUCK DELIVERY	STC		11/12/2001	FO2	N/A	N/A	358	*
15	MARTIN	ROYAL	NA-TRUCK DELIVERY	STC		11/13/2001	FO2	N/A	N/A	178	*
16	MARTIN	COASTAL	NA-TRUCK DELIVERY			11/06/2001	FO3	N/A	N/A	889	29.6110
17	PT. EVERGLADES	COASTAL	NA-TRUCK DELIVERY			11/26/2001	FO3	N/A	N/A	21935	23.3500
18	PT. EVERGLADES	COASTAL	NA-TRUCK DELIVERY			11/08/2001	FO3	N/A	N/A	19958	24.5070
19	MARTIN	ROYAL	NA-TRUCK DELIVERY			11/05/2001	FO3	N/A	N/A	1069	30.5510
20	MARTIN	ROYAL	NA-TRUCK DELIVERY			11/07/2001	FO3	N/A	N/A	1067	29.1910
21	MARTIN	ROYAL	NA-TRUCK DELIVERY			11/08/2001	FO3	N/A	N/A	711	29.0900
22	MARTIN	ROYAL	NA-TRUCK DELIVERY			11/12/2001	FO3	N/A	N/A	891	30.9760
23	MARTIN	ROYAL	NA-TRUCK DELIVERY			11/13/2001	FO3	N/A	N/A	1243	30.0000
24	MARTIN	ROYAL	NA-TRUCK DELIVERY			11/09/2001	FO3	N/A	N/A	892	29.9260
25	MARTIN	ROYAL	NA-TRUCK DELIVERY			11/14/2001	FO3	N/A	N/A	1427	29.9260
26	MARTIN	ROYAL	NA-TRUCK DELIVERY			11/01/2001	FO3	N/A	N/A	886	30.6400
27	MARTIN	ROYAL	NA-TRUCK DELIVERY			11/02/2001	FO3	N/A	N/A	1063	30.9340

MONTHLY REPORT OF COST AND QUALITY OF FUEL OIL FOR ELECTRIC PLANTS  
ORIGIN, VOLUME, DELIVERED PRICE AND AS RECEIVED QUANTITY

1. REPORTING MONTH: NOV YEAR: 2001
2. REPORTING COMPANY: FLORIDA POWER & LIGHT COMPANY
3. NAME, TITLE, TELEPHONE NUMBER OF CONTACT PERSON CONCERNING DATA  
SUBMITTED ON THIS FORM: RITA MCLELLAN, REGULATORY AFFAIRS, (305) - 552-4069
4. SIGNATURE OF OFFICIAL SUBMITTING REPORT: *Paul A. Karm*
5. DATE COMPLETED: 01/16/2002


LINE NO	PLANT	SUPPLIER	SHIPPING POINT	PURCHASE TYPE	DELIVERY LOCATION	DELIVERY DATE	TYPE OIL	SULFUR (%)	BTU CONTENT (BTU / GAL)	VOLUME (BBLS)	PRICE (\$/BBL)
28	MARTIN	ROYAL	NA-TRUCK DELIVERY			11/15/2001	FO3	N/A	N/A	1062	28.2450
29	PT. EVERGLADES		NA-TRUCK DELIVERY			11/16/2001	FO3	N/A	N/A	22000	23.3000
30	PT. EVERGLADES	AMERIGAS	NA-TRUCK DELIVERY	STC		11/08/2001	PRO	N/A	N/A	10	38.3300
31	PT. EVERGLADES	AMERIGAS	NA-TRUCK DELIVERY	STC		11/21/2001	PRO	N/A	N/A	5	35.5200
32	TURKEY POINT	AMERIGAS	NA-TRUCK DELIVERY	STC		11/29/2001	PRO	N/A	N/A	7	41.1700
33	RIVIERA	AMERIGAS	NA-TRUCK DELIVERY	STC		11/06/2001	PRO	N/A	N/A	9	40.3100
34	RIVIERA	AMERIGAS	NA-TRUCK DELIVERY	STC		11/20/2001	PRO	N/A	N/A	4	38.9250
35	RIVIERA	AMERIGAS	NA-TRUCK DELIVERY	STC		11/20/2001	PRO	N/A	N/A	4	38.9250
36	MARTIN	INDIANTOWN	NA-TRUCK DELIVERY	STC		11/26/2001	PRO	N/A	N/A	12	39.4800
37	MANATEE	SUBURBAN	NA-TRUCK DELIVERY	STC		11/21/2001	PRO	N/A	N/A	16	39.1300
38	CAPE CANAVERAL	SUBURBAN	NA-TRUCK DELIVERY	STC		11/06/2001	PRO	N/A	N/A	7	39.4700

# EDITED COPY

MONTHLY REPORT OF COST AND QUALITY OF FUEL OIL FOR ELECTRIC PLANTS  
DETAIL OF INVOICE AND TRANSPORTATION CHARGES

FPSC FORM NO. 423-1 (a)

1. REPORTING MONTH: NOV YEAR: 2001
2. REPORTING COMPANY: FLORIDA POWER LIGHT COMPANY

3. NAME, TITLE TELEPHONE NUMBER OF CONTACT PERSON CONCERNING DATA  
SUBMITTED ON THIS FORM: RITA MCLELLAN, REGULATORY AFFAIRS, (305) 552-4069
4. SIGNATURE OF OFFICIAL SUBMITTING REPORT: 
5. DATE COMPLETED: 01/16/2002

(A)	(B)	(C)	(D)	(E)	(F)	(G)	(H)	(I)	(J)	(K)	(L)	(M)	(N)	(O)	(P)	(Q)	(R)
LINE NO.	PLANT	SUPPLIER	DELIVERY LOCATION	DELIVERY DATE	TYPE OIL	VOLUME (BBL)	INVOICE PRICE (\$/BBL)	INVOICE AMOUNT (\$)	DISCOUNT (\$)	NET AMOUNT (\$)	NET PRICE (\$/BBL)	QUALITY ADJUST. (\$/BBL)	EFFECTIVE PUR PRICE (\$/BBL)	TRANSP TO TERM (\$/BBL)	ADDITIONAL TRANS CHGS (\$/BBL)	OTHER CHGS (\$/BBL)	DELIVERED PRICE (\$/BBL)
1	RIVIERA	GLENCORE	RIVIERA	11/10/200	F06	116928											17.8520
2	MANATEE	NOVARCO	PORT MANATEE	11/15/200	F06	234216											16.7087
3	MANATEE	NOVARCO	PORT MANATEE	11/22/200	F06	231869											16.6257
4	PT. EVERGLADES	COASTAL	PORT EVERGLADES	11/27/200	F06	65245											16.9652
5	TURKEY POINT	COASTAL	FISHER ISLAND	11/18/200	F06	115830											16.6829
6	TURKEY POINT	COASTAL	FISHER ISLAND	11/29/200	F06	68708											17.5829
7	MARTIN	NOVARCO	PALM BEACH	11/03/200	F06	143787											18.2759
8	MARTIN	NOVARCO	PALM BEACH	11/15/200	F06	140168											16.3179
9	MARTIN	NOVARCO	PALM BEACH	11/20/200	F06	142186											16.6509
10	RIVIERA	NOVARCO	RIVIERA	11/29/200	F06	116699											16.5550
11	MANATEE	PETROBRAS	PORT MANATEE	11/27/200	F06	258102											15.7457
12	PT. EVERGLADES	VITOL	PORT EVERGLADES	11/13/200	F06	329524											16.5382
13	MARTIN	ROYAL		11/08/200	FO2	356											29.0860
14	MARTIN	ROYAL		11/12/200	FO2	358											30.9760
15	MARTIN	ROYAL		11/13/200	FO2	178											29.8200
16	MARTIN	COASTAL		11/06/200	FO3	889											29.6110
17	PFL	COASTAL		11/26/200	FO3	21935											23.3500
18	PT. EVERGLADES	COASTAL		11/08/200	FO3	19958											24.5070
19	MARTIN	ROYAL		11/05/200	FO3	1069											30.5510
20	MARTIN	ROYAL		11/07/200	FO3	1067											29.1910
21	MARTIN	ROYAL		11/08/200	FO3	711											29.0900
22	MARTIN	ROYAL		11/12/200	FO3	891											30.9760
23	MARTIN	ROYAL		11/13/200	FO3	1243											30.0000
24	MARTIN	ROYAL		11/09/200	FO3	892											29.9260
25	MARTIN	ROYAL		11/14/200	FO3	1427											29.9260
26	MARTIN	ROYAL		11/01/200	FO3	886											30.6400
27	MARTIN	ROYAL		11/02/200	FO3	1063											30.9340
28	MARTIN	ROYAL		11/15/200	FO3	1062											28.2450
29	PFL			11/16/200	FO3	22000											23.3000
30	PT. EVERGLADES	AMERIGAS		11/08/200	PRO	10	38.3300	383	0	383	38.3300	0.0000	38.3300	0.0000	0.0000	0.0000	38.3300

MONTHLY REPORT OF COST AND QUALITY OF FUEL OIL FOR ELECTRIC PLANTS  
 DETAIL OF INVOICE AND TRANSPORTATION CHARGES

FPSC FORM NO. 423-1 (a)

1. REPORTING MONTH: NOV YEAR: 2001  
 2. REPORTING COMPANY: FLORIDA POWER LIGHT COMPANY

3. NAME, TITLE TELEPHONE NUMBER OF CONTACT PERSON CONCERNING DATA  
 SUBMITTED ON THIS FORM: RITA MCLELLAN, REGULATORY AFFAIRS, (305) 552-4069  
 4. SIGNATURE OF OFFICIAL SUBMITTING REPORT: *Paul A. Kamm*  
 5. DATE COMPLETED: 01/16/2002

(A)	(B)	(C)	(D)	(E)	(F)	(G)	(H)	(I)	(J)	(K)	(L)	(M)	(N)	(O)	(P)	(Q)	(R)
LINE NO.	PLANT	SUPPLIER	DELIVERY LOCATION	DELIVERY DATE	TYPE OIL	VOLUME (BBL)	INVOICE PRICE (\$/BBL)	INVOICE AMOUNT (\$)	DISCOUNT (\$)	NET AMOUNT (\$)	NET PRICE (\$/BBL)	QUALITY ADJUST. (\$/BBL)	EFFECTIVE PUR PRICE (\$/BBL)	TRANSP TO TERM (\$/BBL)	ADDITIONAL TRANS CHGS (\$/BBL)	OTHER CHGS (\$/BBL)	DELIVERED PRICE (\$/BBL)
31	PT. EVERGLADES	AMERIGAS		11/21/200	PRO	5	35.5200	178	0	178	35.5200	0.0000	35.5200	0.0000	0.0000	0.0000	35.5200
32	TURKEY POINT	AMERIGAS		11/29/200	PRO	7	41.1700	288	0	288	41.1700	0.0000	41.1700	0.0000	0.0000	0.0000	41.1700
33	RIVIERA	AMERIGAS		11/06/200	PRO	9	40.3100	363	0	363	40.3100	0.0000	40.3100	0.0000	0.0000	0.0000	40.3100
34	RIVIERA	AMERIGAS		11/20/200	PRO	4	38.9250	156	0	156	38.9250	0.0000	38.9250	0.0000	0.0000	0.0000	38.9250
35	RIVIERA	AMERIGAS		11/20/200	PRO	4	38.9250	156	0	156	38.9250	0.0000	38.9250	0.0000	0.0000	0.0000	38.9250
36	MARTIN	INDIANTOWN		11/26/200	PRO	12	39.4800	474	0	474	39.4800	0.0000	39.4800	0.0000	0.0000	0.0000	39.4800
37	MANATEE	SUBURBAN		11/21/200	PRO	16	39.1300	626	0	626	39.1300	0.0000	39.1300	0.0000	0.0000	0.0000	39.1300
38	CAPE CANAVERAL	SUBURBAN		11/06/200	PRO	7	39.4700	276	0	276	39.4700	0.0000	39.4700	0.0000	0.0000	0.0000	39.4700

FPSC FORM NO. 423-1(b)

MONTHLY REPORT OF COST AND QUALITY OF FUEL OIL FOR ELECTRIC PLANTS  
 REPORT OF ADJUSTMENTS TO PREVIOUS OIL DELIVERIES

1. REPORTING MONTH: NOVEMBER      YEAR: 2001

3. NAME, TITLE, & TELEPHONE NUMBER OF CONTACT PERSON CONCERNING DATA  
 SUBMITTED ON THIS FORM: RITA McLELLAN, REGULATORY AFFAIRS,

2. REPORTING COMPANY: FLORIDA POWER & LIGHT COMPANY

4. SIGNATURE OF OFFICIAL SUBMITTING REPORT: *Paul A. Kern*

5. DATE COMPLETE      1/15/2002

LINE NO.	MONTH REPORTED	FORM PLANT NAME	SUPPLIER	ORIGINAL LINE NUMBER	OLD VOLUME (BBLs)	FORM NO.	COLUMN DESIGNATOR & TITLE	OLD VALUE	NEW VALUE	NEW DELIVERED PRICE (\$/BBL)	REASON FOR REVISION
(A)	(B)	(C)	(D)	(E)	(F)	(G)	(H)	(I)	(J)	(K)	(L)
1	NONE										

**MONTHLY REPORT OF COST AND QUALITY OF COAL FOR ELECTRIC PLANTS  
ORIGIN, TONNAGE, DELIVERED PRICE AND AS RECEIVED QUALITY**

**EDITED COPY**

1. Report For Month/Yr: **November 2001**

4. Name, Title & Telephone Number of Contact  
Person Concerning Data Submitted on this Form: **Sally W. Hill (305-552-4244)**

2. Reporting Company: **Florida Power & Light**

5. Signature of Official Submitting Report:

*Ken Brockway*


3. Plant Name: **St. Johns River Power Park (SJRPP)**

6. Date Completed:

**December 14, 2001**

Line No.	Supplier Name	Mine Location	Purchase Type	Transportation Mode	Tons	Effective Purchase Price (\$/Ton)	Total Trans Cost (\$/Ton)	FOB Plant Price (\$/Ton)	As Received Coal Quality			
									Sulfur Content (%)	Btu Content (%)	Ash Content (%)	Moisture Content (%)
(a)	(b)	(c)	(d)	(e)	(f)	(g)	(h)	(i)	(j)	(k)	(l)	(m)
1	Arch Coal Sales	08,KY,195	LTC	UR	7,462			41.20	1.64	12,497	11.70	5.40
2	Arch Coal Sales	08,WV,039	LTC	UR	2,062			39.62	1.14	12,247	14.10	4.20
3	Consolidation Coal Company	02,PA,059	S	UR	3,919			37.11	1.46	13,148	6.80	5.60
4	DTE Clover, LLC	08,KY,095	LTC	UR	9,827			37.31	1.39	12,380	10.20	7.10
5	Intercor	45,IM,999	LTC	OC	24,639			35.91	0.58	11,839	8.00	10.60
6	TCP Petcoke Corporation	,TX,	LTC	OC	7,753			19.20	6.73	14,461	0.10	5.10

**MONTHLY REPORT OF COST AND QUALITY OF COAL FOR ELECTRIC PLANTS  
DETAIL OF INVOICE PURCHASE PRICE**



1. Report For Month/Yr: **November 2001**

4. Name, Title & Telephone Number of Contact  
Person Concerning Data Submitted on this Form: **Sally W. Hill (305-552-4244)**

2. Reporting Company: **Florida Power & Light**

5. Signature of Official Submitting Report:

*Ken Brockway*

3. Plant Name: **St. Johns River Power Park (SJRPP)**


6. Date Completed:

**December 14, 2001**

Line No.	Supplier Name	Mine Location	Purchase Type	Tons	FOB Mine Price (\$/Ton)	Short Haul & Loading Charge	Original Invoice Price (\$/Ton)	Retro-active Price Increases (\$/Ton)	Base Price (\$/Ton)	Quality Adjustments (\$/Ton)	Effective Purchase Price (\$/Ton)
(a)	(b)	(c)	(d)	(e)	(f)	(g)	(h)	(i)	(j)	(k)	(l)
1	Arch Coal Sales	08,KY,195	LTC	7,462		0.00		0.00			
2	Arch Coal Sales	08,WV,039	LTC	2,062		0.00		0.00			
3	Consolidation Coal Company	02,PA,059	S	3,919		0.00		0.00			
4	DTE Clover, LLC	08,KY,095	LTC	9,827		0.00		0.00			
5	Intercor	45,IM,999	LTC	24,639		0.00		0.00			
6	TCP Petcoke Corporation	,TX,	LTC	7,753		0.00		0.00			



MONTHLY REPORT OF COST AND QUALITY OF COAL FOR ELECTRIC PLANTS  
 DETAIL OF TRANSPORTATION CHARGES



1. Report For Month/Yr: **November 2001**

4. Name, Title & Telephone Number of Contact  
 Person Concerning Data Submitted on this Form: **Sally W. Hill (305-552-4244)**

2. Reporting Company: **Florida Power & Light**

5. Signature of Official Submitting Report:

*Ken Brockway*

3. Plant Name: **St. Johns River Power Park (SJRPP)**

6. Date Completed: **December 14, 2001**


Line No.	Supplier Name	Mine Location	Shipping Point	Transportation Mode	Tons	Effective Purchase Price (\$/Ton)	Short Haul & Loading Charge (\$/Ton)	Rail Charges		Waterborne Charges				Total Transport Charges (\$/Ton)	FOB Plant Price (\$/Ton)	
								Rail Rate (\$/Ton)	Other Rail Charges (\$/Ton)	River Barge Rate (\$/Ton)	Trans-loading Rate (\$/Ton)	Ocean Barge Rate (\$/Ton)	Other Water Charges (\$/Ton)			Related Charges (\$/Ton)
(a)	(b)	(c)	(d)	(e)	(f)	(g)	(h)	(i)	(j)	(k)	(l)	(m)	(n)	(o)	(p)	(q)
1	Arch Coal Sales	08,KY,195	APEX MINE	UR	7,462		0.00	0.00	0.00	0.00	0.00	0.00	0.00	0.00		41.20
2	Arch Coal Sales	08,WV,039	SAMPLES MINE	UR	2,062		0.00	0.00	0.00	0.00	0.00	0.00	0.00	0.00		39.62
3	Consolidation Coal Company	02,PA,059	BAILEY	UR	3,919		0.00	0.00	0.00	0.00	0.00	0.00	0.00	0.00		37.11
4	DTE Clover, LLC	08,KY,095	CLOVER MINE	UR	9,827		0.00	0.00	0.00	0.00	0.00	0.00	0.00	0.00		37.31
5	Intercor	45,IM,999	EL CERREJON	OC	24,639		0.00	0.00	0.00	0.00	0.00	0.00	0.00	0.00		35.91
6	TCP Petcoke Corporation	,TX,	TCP-DOMESTIC	OC	7,753		0.00	0.00	0.00	0.00	0.00	0.00	0.00	0.00		19.20

**MONTHLY REPORT OF COST AND QUALITY OF COAL FOR ELECTRIC PLANTS  
ORIGIN, TONNAGE, DELIVERED PRICE, AND AS RECEIVED QUALITY**

1. Reporting Month: **October** Year: **2001**  
 2. Reporting Company: **FLORIDA POWER & LIGHT COMPANY**  
 3. Plant Name: **R.W.SCHERER**

4. Name, Title & Telephone Number of Contact Person Concerning Data  
 Submitted on this Form: Michael E. Lamp, Business Manager  
 (478) 994-0022, ext. 3903.

5. Signature of Official Submitting Report:



6. Date Completed: 03-Jan-02

Line No.	Supplier Name	Mine Location	Purchase Type	Transport Mode	Tons	Purchase Price (\$/Ton)	Effective Transport Charges (\$/Ton)	Total FOB Plant Price (\$/Ton)	Sulfur Content (%)	Btu Content (Btu/lb)	Ash Content (%)	Moisture Content (%)
(a)	(b)	(c)	(d)	(e)	(f)	(g)	(h)	(i)	(j)	(k)	(l)	(m)
(1)	AEI COAL SALES	08/KY/159	MTC	UR	16,336.86	49.197	13.16	62.357	0.61	12,744	7.16	7.29
(2)	BLUEGRASS	08/WV/059	MTC	UR	23,866.20	45.555	13.15	58.705	0.62	11,934	12.56	7.03
(3)	KENNECOTT	19/WY/005	S	UR	135,198.94	4 991	20.65	25.641	0.28	8,829	5.48	26.05
(4)	JACOBS RANCH	19/WY/005	S	UR	62,942.79	4 510	20.65	25.160	0.35	8,751	5.24	27.50

**MONTHLY REPORT OF COST AND QUALITY OF COAL FOR ELECTRIC PLANTS  
DETAILED PURCHASED COAL INVOICE INFORMATION**

1. Reporting Month: **October** Year: **2001**  
 2. Reporting Company: **FLORIDA POWER & LIGHT COMPANY**  
 3. Plant Name: **R.W.SCHERER**

4. Name, Title & Telephone Number of Contact Person Concerning Data Submitted on this Form: Michael E. Lamp, Business Manager (478) 994-0022, ext. 3903.

5. Signature of Official Submitting Report: *Kenneth J. Brockway*

6. Date Completed: 03-Jan-02

Line No.	Supplier Name	Mine Location	Purch. Type	Tons	FOB Mine Price (\$/Ton)	Shorthaul & Loading Charges (\$/Ton)	Original Invoice Price (\$/Ton)	Retroactive Price Increase (\$/Ton)	Base Price (\$/Ton)	Quality Adjustments (\$/Ton)	Effective Purchase Price (\$/Ton)
(a)	(b)	(c)	(d)	(e)	(f)	(g)	(h)	(i)	(j)	(k)	(l)
(1)	AEI COAL SALES	08/KY/159	MTC	16,336.86	45.860	-	45.860	-	45.860	3.337	49.197
(2)	BLUEGRASS	08/WV/059	MTC	23,866.20	45.860	-	45.860	-	45.860	(0.305)	45.555
(3)	KENNECOTT	19/WY/005	S	135,198.94	4.976	-	4.976	-	4.976	0.015	4.991
(4)	JACOBS RANCH	19/WY/005	S	62,942.79	4.548	-	4.548	-	4.548	(0.038)	4.510

**MONTHLY REPORT OF COST AND QUALITY OF COAL FOR ELECTRIC PLANTS  
DETAILED TRANSPORTATION INVOICE INFORMATION**

1 Reporting Month **October** Year. **2001**  
 2 Reporting Company: **FLORIDA POWER & LIGHT COMPANY**  
 3 Plant Name: **R.W.SCHERER**

4. Name, Title & Telephone Number of Contact Person Concerning Data  
 Submitted on this Form: Michael E. Lamp, Business Manager  
 (478) 994-0022, ext. 3903.

5. Signature of Official Submitting Report *Kenneth L Brakeway*

6 Date Completed: 03-Jan-02

Line No.	Supplier Name	Mine Location	Shipping Point	Transport Mode	Tons	Effective Purchase Price (\$/Ton)	Additional Shorthaul & Loading Charges (\$/Ton)	Rail Charges		Waterborne Charges					Total Transportation Charges (\$/Ton)	FOB Plant Price (\$/Ton)
								Rail Rate (\$/Ton)	Other Rail Charges (\$/Ton)	River Barge Rate (\$/Ton)	Trans-loading Rate (\$/Ton)	Ocean Barge Rate (\$/Ton)	Other Water Charges (\$/Ton)	Other Related Charges (\$/Ton)		
(a)	(b)	(c)	(d)	(e)	(f)	(g)	(h)	(i)	(j)	(k)	(l)	(m)	(n)	(o)	(p)	(q)
(1)	AEI COAL SALES	08/KY/159	PONTIKI, KY.	UR	16,336.86	49.197	-	13.16	-	-	-	-	-	-	13.16	62.357
(2)	BLUEGRASS	08/WV/059	MARROWBONE, WV	UR	23,866.20	45.555	-	13.15	-	-	-	-	-	-	13.15	58.705
(3)	KENNECOTT	19/WY/005	CONVERSE JCTN WY	UR	135,198.94	4.991	-	20.65	-	-	-	-	-	-	20.65	25.641
(4)	JACOBS RANCH	19/WY/005	JACOBS JCTN, WY.	UR	62,942.79	4.510	-	20.65	-	-	-	-	-	-	20.65	25.160

## CERTIFICATE OF SERVICE

I, THE UNDERSIGNED COUNSEL, HEREBY CERTIFY that copies of Florida Power & Light Company's forms 423-1, 423-1(a) edited, and 423-1(b) for the month of November 2001, copies of St. Johns River Power Park edited forms 423-2, 423-2(a), and 423-2(b) for the month of November 2001; and copies of Plant Scherer forms 423-2, 423-2(a), and 423-2(b) for the month of October, 2001 have been served via first class mail, postage prepaid to the parties listed below, this 3<sup>rd</sup> day of June, 2002

Wm. Cochran Keating, IV, Esq.  
Division of Legal Services  
Florida Public Service Commission  
2540 Shumard Oak Blvd.  
Tallahassee, Florida 32399-0850

Lee L. Willis, Esq.  
James D. Beasley, Esq.  
Ausley & McMullen  
Attorneys for TECO  
P.O. Box 391  
Tallahassee, Florida 32302

Robert Vandiver, Esq.  
Office of Public Counsel  
111 West Madison Street  
Room 812  
Tallahassee, Florida 32399

James A. McGee, Esq.  
Florida Power Corporation  
P.O. Box 14042  
St. Petersburg, Florida 33733

Norman H. Horton, Esq.  
Floyd R. Self, Esq.  
Messer, Caparello & Self  
Attorneys for FPUC  
215 South Monroe Street, Suite 701  
Tallahassee, Florida 32302-0551

Joseph A. McGlothlin, Esq.  
Vicki Gordon Kaufman, Esq.  
McWhirter, Reeves, McGlothlin,  
Davidson, et al.  
Attorneys for FIPUG  
117 South Gadsden Street  
Tallahassee, Florida 32301

John W. McWhirter, Jr., Esq.  
McWhirter, Reeves, McGlothlin,  
Davidson, et al.  
Attorneys for FIPUG  
P.O. Box 3350  
Tampa, Florida 33602

Jeffrey A. Stone, Esq.  
Russell A. Badders, Esq.  
Beggs & Lane  
Attorneys for Gulf Power  
P.O. Box 12950  
Pensacola, Florida 32576-2950

Mr. John T. English  
President & CEO  
Florida Public Utilities Co.  
P.O. Box 3395  
West Palm Beach, Florida 33402

Ms. Angela Llewellyn  
Regulatory Specialist  
Regulatory & Business Specialist  
Tampa Electric Co.  
P.O. Box 111  
Tampa, Florida 33601

  
R. Wade Litchfield